



SITE CHARACTERIZATION REPORT

**FORMER VALLCO
SHOPPING MALL
10123 NORTH WOLFE ROAD,
CUPERTINO, CALIFORNIA**

VALLCO PROPERTY OWNER LLC
965 PAGE MILL ROAD
PALO ALTO, CALIFORNIA 94304

APRIL 2019

WSP USA, Inc.
2025 Gateway Place
Suite 348
San Jose, CA 95110
Tel: +1 408 453-6100
WSP.com

SIGNATURES

PREPARED BY

A handwritten signature in blue ink that reads "Elena Robertson". The signature is written in a cursive style and is positioned above a solid black horizontal line.

Elena Robertson
Environmental Geologist

REVIEWED BY

A handwritten signature in black ink that reads "Rick Freudenberger". The signature is written in a cursive style and is positioned above a solid black horizontal line.

Rick Freudenberger
Executive Vice President



TABLE OF CONTENTS

EXECUTIVE SUMMARY	1
1 INTRODUCTION.....	4
1.1 Purpose.....	4
2 BACKGROUND.....	5
2.1 Site Description and Previous Use.....	5
2.2 Geology and Hydrology	5
2.3 Site Use History.....	6
2.3.1 Former Sears Automotive Center	6
2.3.2 Historical Agricultural Use	7
2.3.3 Former J.C. Penney Automotive Center.....	7
2.3.4 Vallco Mall – East and West Buildings	8
2.4 Site Future Use.....	8
2.5 Planned Demolition	9
3 SITE ENVIRONMENTAL INVESTIGATIONS.....	10
3.1 Site Soil Investigations.....	10
3.1.1 2016 GeoSphere Investigation.....	10
3.1.2 2018 WSP Investigation	10
3.1.3 2019 WSP Supplemental Investigation	12
3.2 Evaluation of Soil Investigation Results	12
3.3 Sears Automotive Center Investigation.....	13
4 ANALYSIS AND CONCLUSIONS	15
4.1 Soil Analytical Results	15
4.2 Remaining Environmental Items	16



5	REFERENCES.....	17
	ACRONYMS.....	18

FIGURES

FIGURE 1	BORING LOCATIONS
FIGURE 2	SEARS AUTOMOTIVE CENTER-DETAIL OF BORINGS
FIGURE 3	J.C. PENNEY AUTOMOTIVE MAINTENECE AREA-DETAIL OF FORMER TANKS/MONITORING WELLS
FIGURE 4	REDEVELOPMENT EXCAVATION DEPTHS
FIGURE 5	DEMOLITION PHASING

TABLES

TABLE 1	SUMMARY OF SOIL SAMPLES
TABLE 2	SUMMARY OF SOIL METAL CONCENTRATIONS
TABLE 3	SUMMARY OF SOIL TPH CONCENTRATIONS
TABLE 4	SUMMARY OF SOIL SVOC & PAH CONCENTRATIONS
TABLE 5	SUMMARY OF SOIL PESTICIDE CONCENTRATIONS
TABLE 6	SUMMARY OF SOIL HERBICIDE CONCENTRATIONS

APPENDICES

APPENDIX A	SEARS CLOSURE REPORT
APPENDIX B	J.C. PENNEY CLOSURE REPORT



APPENDIX C GEOSPHERE REPORT

APPENDIX D ENTHALPY ANALYTICAL REPORT – 2018 SOIL SAMPLING

APPENDIX E MCCAMPBELL ANALYTICAL REPORTS

APPENDIX F GPR SURVEY REPORT

APPENDIX G ENTHALPY ANALYTICAL REPORT – PIPE SAMPLES

APPENDIX H SEARS AUTOMOTIVE CENTER CLOSURE PLAN

EXECUTIVE SUMMARY

On behalf of Vallco Property Owner LLC (Vallco), WSP has prepared this Site Characterization Report (Report) for the former Vallco Shopping Mall property located at 10123 North Wolfe Road in Cupertino, California (Site). This Report evaluates environmental conditions at the Site to determine if conditions are consistent with the planned mixed commercial/residential use of the Site.

In summary, based on the existing data for the Site, and subject to Vallco's compliance with County-approved closure plans during site demolition (discussed below), environmental conditions at the Site are fully consistent with the planned commercial/residential reuse of the Site and no areas of concern were identified that would warrant further investigation or remedial actions.

Previously Identified Environmental Conditions:

The primary areas on the Site that were previously identified in the Phase I Environmental Site Assessment (ESA) reports to contain Recognized Environmental Conditions (RECs) or potential environmental concerns are the following:

Former Sears Automotive Center:

REC 1 - The potential that a 1,000-gallon waste oil underground storage tank (UST) may be present on the west side of the Sears Center building.

REC 2 - The presence of an oil-water separator and acid neutralization chamber on the east side of the Sears Center building.

REC 3 - Vehicle lift components remain in the ground within the northern portions of the Sears Center.

REC 4 - In 1986, Sears arranged for the removal of a 500-gallon UST, but no details regarding this UST were identified.

Historical Agricultural Use:

REC 5 - There is a potential that residual pesticides from agricultural practices could remain in Site soil. If present, this soil may require appropriate management.

REC 6 - Soil adjacent to historical farmhouse buildings may have been impacted with lead-containing paint or pesticides. There is a potential that residual lead and pesticide concentrations could remain in On-Site soil near these structures.

Former J.C. Penney Automotive Facility: The four historical groundwater monitoring wells are no longer in use and will need to be properly destroyed.

East and West Mall Buildings: The Mall contained elevators, emergency generators, mechanical equipment, trash compactors, maintenance storage areas, and chemical storage areas consistent with typical Mall operations.

Resolution of RECs 1, 4, 5 and 6:

To address RECs 1,4,5 and 6 noted above, three phases of soil investigation (2016, 2018, and 2019), a ground penetrating radar (GPR) survey, and a test pit investigation were performed (2019). A total of 87

soil samples were analyzed from 29 borings taken at various depths across the Site. No metals (except cobalt), total petroleum hydrocarbons (TPH), semi-volatile organic compounds (SVOCs), polycyclic aromatic hydrocarbons (PAHs), or herbicides and pesticides (except dieldrin) were detected in any of the samples at concentrations that exceeded their respective residential screening levels. For dieldrin, the 95% upper confidence level of the mean dieldrin concentration was below the residential screening levels. The detection of cobalt at the concentration of the screening levels is isolated to only one sample of the 102 collected indicating there is no evidence to suggest the widespread presence of cobalt at the Site above applicable screening levels. Overall, the data do not indicate any significant impacts to soil at the Site. More specifically, Site soils are not impacted by pesticides, arsenic, or lead from past agricultural operations at the Site, thereby addressing RECs 5 and 6.

To address the possibility that any USTs remain onsite, as noted in RECs 1 and 4, WSP performed a geophysical GPR survey on January 25, 2019 at and around the Sears Center. The survey showed no evidence of any underground tanks on the west or east sides of the Sears automotive building. Additionally, test pits were advanced on March 25, 2019 around a concrete box that was suspected to be an access port to a former UST without closure documentation. No UST was found. Together, the geophysical survey and test pits confirm that no USTs remain in the Sears Center and resolve RECs 1 and 4.

Resolution of RECs 2 and 3, and Remaining Potential Environmental Concerns:

The remaining potential environmental concerns, including RECs 2 and 3, are most efficiently addressed as part of the demolition of existing structures and redevelopment activities and will be addressed at that time. Each is discussed below and will be specifically addressed during the referenced demolition and development activities.

▪ SCCFD Closure Plans

The Santa Clara County Fire Department (SCCFD) requires implementation of an approved closure plan for the Sears Automotive Center and J.C. Penney Automotive Facility. A closure plan for the Sears Automotive Center was submitted to the SCCFD on March 25, 2019 and approved on April 11, 2019. The approved closure plan specifically address RECs 2 and 3, relating to the remaining presence of an oil-water separator, acid neutralization chamber, hydraulic lifts, and associated piping. The approved closure plan likewise addresses any risks associated with residual building materials, including the battery storage area.

In addition to the closure plans for the two previous automotive centers, the three emergency generators and the twenty elevators located across the Mall have been or will be closed under closure plans prepared for and approved by the SCCFD, resolving these potential environmental concerns.

Lastly, the planned development will require excavation of soil to depths of 20 to 30 feet below ground surface (ft-bgs) across most of the Site. If any residual stained soil or potential contamination is identified during demolition and redevelopment, such soil will be excavated and disposed of at a permitted, off-site disposal facility.

▪ Abandonment of Groundwater Monitoring Wells

The four groundwater monitoring wells located on the J.C. Penney premises will be located and abandoned under a permit from the Santa Clara Valley Water District (SCVWD).

- **Building Demolition**

Before conducting any renovation or demolition activities that might disturb potential asbestos, light fixtures, or painted surfaces, Vallco will ensure that it complies with all requirements for management and abatement of asbestos-containing materials, proper handling and disposal of fluorescent and mercury vapor light fixtures, building materials containing polychlorinated biphenyls (PCBs), and with all applicable requirements regarding lead-based paint.

1 INTRODUCTION

On behalf of Vallco, WSP has prepared this Site Characterization Report for the former Vallco Shopping Mall property located at 10123 North Wolfe Road in Cupertino, California (Site). This Report evaluates environmental conditions at the Site to determine if conditions are consistent with the planned mixed commercial/residential use of the Site.

1.1 PURPOSE

This Report evaluates environmental conditions at the Site to determine if conditions are consistent with the planned mixed commercial/residential use of the Site. The Report considers and specifically addresses each of the RECs identified in prior Phase I Environmental Site Assessments (Phase I ESAs) prepared for the Site, including the Phase I ESA prepared by WSP in 2014 and updated in 2016 (WSP 2014 and 2016, respectively), and the Phase I ESA prepared by Cornerstone Earth Group in 2018 (Cornerstone, 2018), and presents data obtained by WSP during soil and related investigations performed in 2018 and 2019.

The Report includes the following:

- A description of the site use history and planned development,
- Presentation and evaluation of results from soil investigations conducted by Geosphere Consultants, Inc. (Geosphere) (2016) and WSP (2018 and 2019), and
- Analyses of existing data, including recent testing performed by WSP, to address the RECs and potential open issues identified in the existing Phase I ESAs.

2 BACKGROUND

2.1 SITE DESCRIPTION AND PREVIOUS USE

The Site is located at 10123 North Wolfe Road in Cupertino, California (Figure 1). The Site is owned by Vallco and is approximately 50 acres that is occupied by the mostly vacant Vallco Shopping Mall (the Mall). The Mall consists of one irregularly shaped two-story, steel- framed building (connected by bridge across Wolfe Road) and two small detached buildings. The two-story building is part of the enclosed former shopping Mall with 1,115,000 square feet of floor space that was constructed between 1974 and 1979 and renovated in 1988 and 2006. The Mall had approximately 110 tenant spaces and was anchored by Macy's, Sears, and J.C. Penney. The two detached buildings included in the Mall were located north and northeast of the shopping mall at 10343 North Wolfe Road, Cupertino, California (formerly TGI Fridays) and 10330 North Wolfe Road, Cupertino, California (formerly Alexander's Steakhouse). There were former underground storage tanks at the Sears Automotive Center and J.C. Penney's (Figure 2 and Figure 3, respectively), which were removed under regulatory oversight in 1994 and 1999, respectively.

A public ice rink and cooling tower are in the northeastern portion of the Mall. Two three-level covered parking garages were located on the north and west sides of the Mall, respectively. A separate parking garage is located north of the former Macy's store. Outdoor asphalt-paved parking areas were located on the west, south, and east, adjacent to Sears, on the north and on the south side of J.C. Penney, on the north side of TGI Fridays, and on the north side of Alexander's Steakhouse (Figure 1). Today the Mall is mostly vacant, although existing tenants remain, including the ice rink, a bowling alley, a restaurant and a fitness facility.

The area surrounding the Site is residential and commercial. Prior to construction of the Mall, the Site contained orchards since at least 1939. Based on review of historical aerial photographs, the southeastern portion of the Site included buildings that appear to have been associated with the former agricultural activities (Figure 1). The Site was used as a retail shopping mall since at least 1979.

2.2 GEOLOGY AND HYDROLOGY

The Site is located in the Santa Clara Valley, and is underlain by unconsolidated alluvial sediments, consisting of fine-grained (low permeability) deposits interbedded with coarse-grained (higher permeability) sediments. Soils encountered during WSP's soil investigation in October 2018 consist predominately of clays followed by silty sands or poor and well graded sands. Fill material appeared as lean clays and extended between five to ten ft-bgs and in some locations, as deep as 20 ft-bgs.

Based on information available in the California Geotracker database, a nearby site (TOSCO Global ID: TO608575840) measured groundwater ranging historically from 70.86 ft-bgs (May 2006) to 90.70 ft-bgs (December 2008) with a general groundwater flow direction of northeast. Cornerstone's Phase I ESA Report (Cornerstone, 2018) identifies this groundwater zone as being perched and found only intermittently across the Site between depths of 80 and 95 ft-bgs. Groundwater elevations measured from previous on-site groundwater monitoring wells located at the former J.C. Penney automotive repair facility ranged from 120 to 140 ft-bgs between 1990 and 1993.

2.3 SITE USE HISTORY

WSP performed a Phase I ESA of the Site, documented in a Report dated January 7, 2014 and updated in a letter report dated January 11, 2016, that summarizes the historical uses of the property. Historical uses that may have impacted soil or groundwater beneath the Site are summarized in sections 3.3.1 through 3.3.4 below. Additionally, sections 3.3.1 through 3.3.3 include the RECs identified in Cornerstone's Phase I ESA Report (Cornerstone, 2018). In addition to the identified RECs, Cornerstone and WSP identified several potential environmental concerns that WSP also addresses in this Report.

2.3.1 FORMER SEARS AUTOMOTIVE CENTER

A Sears Automotive Center was constructed at the property in 1970 on the southwest side of the Mall property and was referenced as a Leaking Underground Storage Tank (LUST) site on the state Geotracker website. Existing documentation contained in the Geotracker website shows the removal of two 12,000-gallon and two 5,000-gallon gasoline USTs, one 550-gallon UST, and one 550 UST and product dispensers from the Sears Automotive Center site in 1985. Dispenser islands and product lines were removed from the site in 1994. Seven borings were installed and sampling was conducted in soil and groundwater in 1999 to assess hydrocarbon concentrations at the site. Groundwater was not encountered in any of the borings to a depth of 44 ft-bgs. Concentrations of ethylbenzene, total xylenes, and lead were reported below regulatory action levels and the Santa Clara Valley Water District (SCVWD) granted case closure for the site on December 6, 1999. The SCVWD concluded that residual contamination in the subsurface from the former USTs is minimal. SCVWD's closure report is included in Appendix A.

Cornerstone's Phase I ESA identified four RECs in association with the former Sears Automotive Center, including two relating to the former USTs.

- REC 1 - Documents reviewed during Cornerstone's study, as well as their observations at the Site, indicate that a 1,000-gallon waste oil UST may be present on the west side of the Sears Automotive Center building. No documents pertaining to the removal of the UST or the evaluation of soil quality at the UST location were identified. There is a potential that this UST, if present, may have impacted soil, soil vapor and/or ground water at the Site.
- REC 2 - An oil-water separator (connected to floor drains within the building) and an acid neutralization chamber (connected to drains within a former battery storage room and located outside the southeast corner of the building) were identified during their study on the east side of the Sears Automotive Center building (Figure 2). There is a potential that these features may have impacted soil, soil vapor and/or ground water at the Site.
- REC 3 - Vehicle lift components (e.g., outer lift cylinder casings and possibly associated hydraulic fluid piping and reservoirs) remain within the northern portions of the Sears Automotive Center that is not underlain by the basement. There is a potential that these features may have impacted soil and/or ground water at the Site.
- REC 4 - In 1986, Sears, Roebuck and Company established a contract with K.E. Curtis Construction Company for the removal of a 500-gallon UST. No details regarding the contents or location of the UST were described in the contract, and no other records pertaining to a UST

removal at Sears in 1986, or later, were identified. There is a potential that this unidentified UST may have impacted soil, soil vapor, and/or ground water at the Site.

- Details concerning measures to address these RECs are contained in Sections 4.2, 4.3, 5.1, and 5.2 of this report.

2.3.2 HISTORICAL AGRICULTURAL USE

Based on a review of historical aerial photographs, the area surrounding the Site was developed with orchards, agricultural land, and farmhouses before construction of the initial Mall buildings in 1974-1979.

Cornerstone identified two RECs associated with the past agricultural use of the Site.

- REC 5 - There is a potential that residual pesticides from agricultural practices could remain in Site soil. If present, this soil may require appropriate management.
- REC 6 - Soil adjacent to structures that may have been painted with lead-containing paint (i.e. historic farmhouse buildings) can become impacted with lead as a result of the weathering and/or peeling of painted surfaces. Soil near wood framed structures also can be impacted by pesticides historically used to control termites. There is a potential that residual lead and pesticide concentrations could remain in On-Site soil resulting from the prior residence and outbuildings previously located on the southeast portion of the Site.

Details concerning measures to address RECs 5 and 6 are contained within Section 5.1 of this report.

2.3.3 FORMER J.C. PENNEY AUTOMOTIVE CENTER

J.C. Penney operated an automotive maintenance facility from the Mall's construction circa 1974 until 1985. J.C. Penney, located on the east side of the Mall property, was referenced as a LUST site in the Cornerstone Phase I report. Two USTs, one 350-gallon diesel tank and one 350-gallon waste oil tank, were removed from the site on November 15, 1989. Three hundred and three tons of contaminated soil were removed from the UST excavations. A 750-gallon waste oil/water sump was closed in-place on January 21, 1994. Soil samples were collected beneath the oil/water sump prior to the closure; no contaminants of concern (COCs) were detected. Groundwater monitoring results collected from four monitoring wells installed on the J.C. Penney site indicated that there were no detectable levels of target chemical constituents in groundwater. The site was granted case closure on September 1, 1994 by the SCVWD; a copy of the closure report is included as Appendix B.

Cornerstone identified REC 3 (vehicle lift components remaining in ground) as also applying to the J.C. Penney Automotive facility. Cornerstone identified one additional environmental concern associated with the J.C. Penney facility:

- Four historic groundwater monitoring wells will need to be properly destroyed as they are no longer in use. The Cornerstone Report anticipated that this will likely occur as part of the

demolition/redevelopment activities. The location of the groundwater monitoring wells is detailed in Figure 3.

Details concerning measures to address each of these concerns are contained in Section 5.2 of this report.

2.3.4 VALLCO MALL – EAST AND WEST BUILDINGS

The Vallco Mall is two stories and contains 110 retail spaces that were used for a variety of purposes from retail and recreation (ice-skating) to restaurants. As such, the Mall contained elevators, emergency generators, mechanical equipment, trash compactors, maintenance storage areas, and chemical storage area in association with typical Mall operations.

Cornerstone and WSP each identified the following environmental concerns in association with the planned demolition of the existing Mall structures.

- Prior to the demolition of the twenty elevators located across the Site, a closure plan will need to be submitted and approved by the Santa Clara County Fire Department (SCCFD).
- Three emergency generators were identified at the Site. The generators will need to be removed in accordance with the approved closure plan before demolition activities occur.
- Due to the age of the Mall buildings, there is a potential that building materials may contain asbestos, lead based paint, PCBs, and fluorescent or mercury vapor light fixtures. Before conducting any renovation or demolition activities that might disturb potential asbestos, light fixtures, or painted surfaces, management and abatement of asbestos-containing materials, proper handling and disposal of fluorescent and mercury vapor light fixtures, PCB-containing building materials, and compliance with all applicable requirements regarding lead-based paint.

These concerns are addressed in Section 5.2 of this report.

2.4 SITE FUTURE USE

The Site is anticipated to be used for commercial and residential buildings, subsurface and surface parking areas, and landscaping. In September 2018, the City of Cupertino approved two separate projects for the Site, one approval pursuant to newly enacted legislation, SB 35, and another approval as a Specific Plan resulting from a community process. Under the SB 35 plan, the Site is anticipated to include 2,402 residential units, up to 485,912 square feet of retail/entertainment uses, and 1,981,447 square feet of office uses. Approximately 10,500 parking spaces will be provided in both above-and below ground structures. The plan includes two publicly accessible town squares and a connected green roof. Under the Vallco Town Center Specific Plan, the site would include up to 2,668 residential units, a 339 room hotel, 485,000 square feet of retail/entertainment uses, and 1,500,000 square feet of office uses (along with 250,000 square feet of office amenity space). This plan would also include above and below ground parking, public plazas, a town square, and a green roof.

Relevant to this investigation, planned development includes extensive subsurface parking that will require excavation of soil to a depth of 20 to 30 ft-bgs across much of the Site (Figure 4). As discussed

in Section 3.2 above, the depth to groundwater is approximately 80 to 90 feet bgs; therefore, groundwater will not be encountered during the Site redevelopment activities.

2.5 PLANNED DEMOLITION

Pre-redevelopment activities will include the demolition of the Mall building structures, including foundations and associated subsurface utilities, and all associated parking garages/structures. The Site demolition will occur in phases, as documented in Figure 5.

3 SITE ENVIRONMENTAL INVESTIGATIONS

3.1 SITE SOIL INVESTIGATIONS

In addition to the investigations and Site data associated with the regulatory closure of the two former automotive facilities (Appendices A and B), three phases of soil investigations were conducted to assess environmental site conditions in connection with the planned development. Table 1 provides a summary of the sampling locations, rationale, and analyses performed.

3.1.1 2016 GEOSPHERE INVESTIGATION

In September 2016, Vallco retained Geosphere to conduct a subsurface investigation to collect various discrete soil samples at the Site as part of an accompanying geotechnical investigation. Geosphere drilled a total of eight borings using a mobile direct push GeoProbe® DT-22. Specifically, boring E-1 went to a maximum depth of 50 feet, E-2 to a depth of 45 feet, E-3 to a depth of 35 feet, and E-4 through E-8 to a depth of 20 feet each. The soil was continuously sampled in five foot intervals, with discrete samples being collected at depths of 1', 5', 10', 15', 20', 30', 40', and 50', where applicable (Table 1). Sample nomenclature was marked as boring identification (E1 through E8) followed a depth designation (1 through 8), the depth designation of 1 corresponded to 1 ft-bgs, the depth designation of 2 corresponded to 5 ft-bgs, etc. Samples were collected for volatile organic compounds (VOCs) by EPA method 8260B; semi-volatile organic compounds (SVOCs) by EPA method 8270D; polycyclic aromatic hydrocarbons (PAHs) by EPA method 8270D selected ion monitoring (SIM); total petroleum hydrocarbons (TPH) as gasoline (TPH-g), as diesel (TPH-d), and as motor oil (TPH-mo) by EPA Method 8015C; pesticides by EPA Method 8081; polychlorinated biphenyls (PCBs) by EPA method 8082A; title 22 metals; 2,3,7,8-tetrachlorodibenzodioxin (TCDD) by method 1613B; and asbestos by method 435. Following the completion of drilling, the boreholes were backfilled using grout and excess auger cuttings. The locations of the Geosphere borings are included on Figure 1 and results are presented in the attached Data Tables. The Geosphere report is included as Appendix C.

3.1.2 2018 WSP INVESTIGATION

In October 2018, Vallco retained WSP to conduct a further subsurface investigation at the Site to provide additional information concerning subsurface conditions across the entire Site. The investigation included the installation of 15 borings, each to a depth of 20 ft-bgs as, depicted on Figure 1. Seven borings were concentrated in the area of the Sears Automotive Center to determine if there were any residual effects from the former underground fuel and motor oil tanks and other previous operations at the Sears Center.

DRILLING PROCEDURES

A GeoProbe® 7822DT direct push drill rig run by an external generator or a GeoProbe® 7800 truck mounted direct push drill rig was used to advance each boring down to the targeted depth of 20 ft-bgs. Each drill rig was equipped with a 5-foot Macro Core® continuous core sampler with acetate sleeves, which created a 2.5-inch diameter hole. All drilling was conducted by Trinity Drilling, Inc. of Santa Cruz, California, a C-57 licensed driller.

The recovered soil core from each boring was visually logged by a WSP geologist using the Unified Soil Classification System (USCS). Soil cores were then initially screened for VOCs by a photoionization detector (PID) to determine if sample depths should be adjusted to intercept potential areas of contamination. Soil samples were then collected into laboratory-supplied containers and submitted to the lab for analysis. At the completion of each boring location, borings were backfilled with Portland type I/II cement.

DECONTAMINATION PROCEDURES

All subsurface drilling equipment was decontaminated before use at the Site. The drillers utilized wet techniques to decontaminate equipment. Disposable equipment intended for one-time use was not decontaminated, but was packaged for appropriate disposal.

The sampling rod went through a wet decontamination between each boring location and between each boring run advancement. The shoe of the sampling rod went through a wet decontamination after each run and between boring locations. A wet decontamination was completed by scrubbing the equipment in a non-phosphate detergent followed by two separate tap-water rinses.

INVESTIGATION DERIVED WASTE

All soil cuttings and decontamination and rinse water were contained in separate Department of Transportation authorized drums. The drums were temporarily placed in a secure area on-site. The waste was disposed of in accordance with applicable local, state, and federal regulations.

SOIL SAMPLE COLLECTION AND ANALYSIS

During soil boring advancement, soil samples were collected from five depths of approximately 1, 5, 10, 15, and, 20 ft-bgs as shown in Table 1. The final soil sample collection depths varied slightly based on PID detections during initial screening.

Soil samples were analyzed by Enthalpy Analytical (Enthalpy) of Berkley, California excluding herbicides, whose analysis was subcontracted to Eurofins of Garden Grove, California. Enthalpy and Eurofins are California ELAP certified laboratories. Samples were collected for Title 22 metals by EPA Method 6010B; TPH-g, TPH-d, and TPH-mo by EPA Method 8015M; SVOCs and PAHs by EPA Method 8270; herbicides by EPA Method 8151; and pesticides by EPA Method 8081. All soil sample locations and depths were analyzed for Title 22 metals and TPH-g,-d, and -mo.

Soil samples collected at depths of approximately 1 and 5 ft-bgs were additionally analyzed for SVOCs, PAHs, herbicides, and pesticides at all locations. Additional soil samples collected for SVOCs, PAHs, herbicides, and pesticides at approximate depths of 10, 15, and 20 ft-bgs, were submitted to the

laboratory and placed on hold for analysis pending results of the shallower soil samples. All soil samples were collected into laboratory supplied, unpreserved 16 ounce (oz.) or 4 oz. clear jars.

All soil samples collected during the investigation were classified in the field according to the USCS. To aid in the estimation of the percentages of sand and fine-grained material (i.e. silt size and clay-sizes particles) in the soil, the geologists sieved the samples through a #200 mesh field sieve which retains the sand-size material and allows the fine-grained particles to pass.

QUALITY CONTROL METHODOLOGY

An equipment blank was collected once during the soil sampling event for quality control (QC) purposes (EB-1). The equipment blank was prepared by pouring store-bought distilled water on and through the shoe of the sampling rod and into sample containers for SVOC and TPH-g,-d, and -mo analysis. No compounds were detected at concentrations greater than laboratory reporting limits in the equipment blank.

A QC report was additionally provided by the laboratory that includes method blank summaries, blank spike and surrogate recovery summaries, laboratory control sample/laboratory control sample duplicate summaries, and matrix spike/matrix spike duplicate (MS/MSD) summaries. The analytical reports for soil samples are provided in Appendix D.

3.1.3 2019 WSP SUPPLEMENTAL INVESTIGATION

On January 10, 2019, WSP collected additional soil samples from seven boring locations on the south side of the Mall property, east of the former Sears Center (Figure 1), to address the potential for lead, pesticide, or arsenic contamination around former farmhouse buildings. Samples were collected by hand auger at the following depths, 0.5, 1, 2, and 3 ft-bgs (Table 1). All samples were analyzed for pesticides (by EPA Method 8081A), and lead and arsenic (by EPA Method 6020). All re-usable sampling equipment (i.e. hand auger) was decontaminated prior to use at the Site and between boring locations. Soil samples were collected directly into laboratory-supplied clear jar containers and submitted under chain of custody procedures to McCampbell Analytical Inc. of Pittsburg, California, a commercial analytical laboratory certified by the State of California Department of Health Services. A QC report was provided by the laboratory that includes method blank summaries, blank spike and surrogate recovery summaries, laboratory control sample/laboratory control sample duplicate summaries, and matrix spike/matrix spike duplicate (MS/MSD) summaries. The analytical report for this supplementary soil sampling is provided in Appendix E.

3.2 EVALUATION OF SOIL INVESTIGATION RESULTS

The results for Metals, TPH, SVOCs, Herbicides, and Pesticides from both the Geosphere investigation (samples are prefixed by E1 to E8 followed by designation (1 to 8) as to depth of sample collection) and the WSP investigations (prefixed by S-1 to S-8, W1-to W-6 and E-2 followed by a designation noting the sample depth) are included the Data Tables.

All analytical results have been compared to Environmental Screening Levels (ESLs) for residential human health risks as established by the San Francisco Regional Water Quality Control Board (RWQCB), revised January 2019, associated with residential direct soil exposure. Additionally,

analytical results have been compared to Regional Screening Levels (RSLs) for human health risks as established by the Department of Toxic Substance Control (DTSC), revised November 2018.

No metal (excluding cobalt), TPH, SVOC, PAH, or herbicides were detected in any of the samples at concentrations that exceeded their respective residential screening levels. In addition, no TPH, SVOC, PAH, herbicides, or pesticides were detected in any sample at concentrations that exceeded the RWQCB gross contamination levels or residential odor nuisance levels. Additionally, results from samples collected for PCBs, asbestos, and 2,3,7,8-TCDD by Geosphere were all below laboratory reporting limits. Geosphere also analyzed samples for VOCs, of which only 2- Butanone (MEK) and methylene chloride were detected above laboratory reporting limits. Concentrations of methylene chloride did not exceed the ESL or RSL.

A total of 60 samples were analyzed for pesticides from 32 samples collected by Geosphere (8 borings) and 28 samples collected by WSP (21 borings) at various depths across the Site. The results of those samples were then compared to current ESLs for residential human health risks and RSLs for human health risks. Two of the 60 samples analyzed for pesticides contained dieldrin that exceeded the residential RSL. One of those samples also exceeded the residential ESL. There is no evidence to suggest the widespread presence of dieldrin at the Site above applicable screening levels. A 95% upper confidence level of the mean (95% UCL) dieldrin concentration was calculated using EPA's ProUCL Version 5.1. The 95% UCL for dieldrin of 2.1 µg/kg is well below both the ESL (38 µg/kg) and RSL (34 µg/kg).

Cobalt was detected in one out of the 102 samples analyzed for the compound at a concentration of 23 mg/kg, which is the same concentration as the residential ESL and RSL. The Kearney Foundation of Soil Science reported in 1996 (Kearny, 1996) that soil samples collected in northern California frequently contain higher concentrations of cobalt which they attributed to ultramafic and volcanic rocks found in the area. The detection of cobalt at the concentration of the screening levels is isolated to only one sample of the 102 collected indicating there is no evidence to suggest the widespread presence of cobalt at the Site above applicable screening levels.

Based on the above results for dieldrin and cobalt and the fact that no other analytes exceeded residential screening levels, WSP finds that historical agricultural operations at the Site did not impact soils with pesticide, arsenic, or lead contamination as identified in RECs 5 and 6.

3.3 SEARS AUTOMOTIVE CENTER INVESTIGATION

To address the possibility that any USTs remain onsite, as noted in RECs 1 and 4, WSP performed a geophysical GPR survey on January 25, 2019 around the former Sears Center. The survey consisted of a metal sweep performed with a Fisher TW-6 MiScope to determine the presence of any metal pipes leading to or from the suspected area of the former tanks and a GPR scan performed with a MALA easy locator to determine if there were any indications of an underground storage tank present beneath the ground surface. The survey showed no evidence of any underground tanks on the west or east sides of the Sears automotive building. The survey report is included as Appendix F.

In addition to the GPR survey, during WSP's 2018 soil investigation, one boring (S-6-R) was positioned directly adjacent to a concrete box suspected to be an access port to the suspect 1,000-gallon (or 500

gallon) UST(s). The drill rig was only able to advance to approximately 11 ft-bgs, where refusal occurred. The boring consisted mostly of pea gravel, a common backfill material. The drillers suspected that refusal was due to presence of concrete. It is noted in Blaine Tech Services (BTS) sampling report during tank removal of the other USTs at the Sears Automotive Center (BTS, 1985) that the tanks were mounted on concrete anchoring slabs. There is no documentation that the concrete anchoring slabs were removed during UST removal and therefore were likely left in-place when the pits were backfilled, explaining the presence of concrete at 11 ft-bgs where refusal was met.

Although the GPR survey did not detect any tank features, at the request of Vallco, WSP excavated four test pits around a square concrete box that was suspected to be a potential access port for a UST. The concrete box was removed and the area and box were inspected. The concrete box was determined to be an abandoned storm drain inlet. The basis for this was primarily because a plastic pipe led from the box to an existing storm drain inlet approximately 1 foot northwest. The piping had concrete within it leading to the conclusion that the storm drain was abandoned by backfilling with concrete. No odor or staining was noted and there were no signs of access ports to a UST.

Another test pit continued beneath the area of the concrete box. At approximately 3 feet below ground surface (ft-bgs) a metal pipe was encountered that aligned in an east- west direction. In order to determine the extent of the metal pipe, another test pit was dug approximately five feet west of the pit that first found the pipe, and this second pit encountered the end of the pipe. The end of the pipe was approximately 33 feet west of the Sears Automotive Building. The pipe end was clearly capped off. Based upon the Sears Automotive Center Case Closure report, prepared by the SCVWD (SVWD,1999), this pipe was determined to be the pipe that led to the former used motor oil tank on the west side of the Sears Automotive building.

To ensure no UST was buried in place near the end of the capped pipe, additional test pits were placed approximately 5 feet north and 5 feet south of the pipe end. No UST or additional piping was observed. During the soil disturbance activities, no odor or staining was noted. All of the above data confirms that the suspect UST is no longer present at the Site, thereby addressing RECs 1 and 4.

Two soil samples were collected under the observed pipe, one beneath a section of the exposed pipe closest to the building and one beneath the pipe end cap. Samples were submitted to Enthalpy and were analyzed for TPH-mo by EPA method 8015B. TPH-mo was detected at 74 mg/kg in the sample collected beneath the pipe cap. TPH-mo was not detected in the other sample collected beneath the pipe. The detection of TPH-mo beneath the pipe cap is far below the residential ESL of 12,000 mg/kg and the gross contamination level of 5,100 mg/kg and is considered residual TPH-mo that may have resulted when the pipe was cut and capped. Sample results are contained in Appendix G.

4 ANALYSIS AND CONCLUSIONS

4.1 SOIL ANALYTICAL RESULTS

In summary, laboratory results for all analytes show no evidence of contaminants of concern at the Site at concentrations above residential screening levels. No areas of concern were identified that would warrant remedial actions to be taken or further investigation.

Of note, there was no evidence of any impacts/exceedances of ESLs for TPH (or any other constituents) in the samples from seven borings in proximity to the former Sears Automotive Center. There is also no evidence of any impacts/exceedances of ESLs or RSLs for pesticides, lead or arsenic in shallow soil samples collected throughout the Site in the footprint of historical orchards or from the seven hand-augered borings in proximity to historical farm house buildings. There were two samples out of 60 samples collected with results that exceeded the RSL (34 µg/kg) for dieldrin; however, the 95% UCL for dieldrin results from all the samples collected was 2.1 µg/kg, far below the residential ESL and RSL.

The sampling performed and resulting data summarized in this report specifically address and resolve RECs 1,4, 5 and 6 identified in Cornerstone's Phase I ESA, as well as the RECs previously identified by WSP. Soil sampling for pesticides, lead, and arsenic showed that there is no residual soil contamination from historical agricultural land use or residual contamination from former lead-based paint suspected to have been used on farmhouse buildings, which resolves RECs 5 and 6 in the Cornerstone Phase I ESA report.

Additionally, there were no detections of TPH over ESLs or RSLs in samples collected around the former Sears Automotive Center (Borings S-1 through S-7) or in samples collected around the former J.C. Penney Automotive Center (Boring E-2). Based on the historical operations in these two former UST areas and, as recommended in WSP's Phase I ESA and update letter, subsurface disturbance will be performed with care and an awareness of the past USTs in these areas. The GPR survey and the test pits support the conclusion that there are no existing or suspect former USTs remaining in the former Sears Automotive Center area, thus addressing RECS 1 and 4 in the Cornerstone Phase I report.

Finally, the closure activities relating to the Sears and J.C. Penney premises will be monitored and coordinated with the SCCFD to ensure that no aboveground residual hazardous materials or contaminants remain following closure. Any remaining oil-water separator, acid neutralization chamber, hydraulic lifts, petroleum fluid pipelines, battery storage area, and asbestos containing material will be properly abandoned or removed as part of the closure activities. During excavation of the soil in these potential areas of concern for re-development activities, an Environmental Professional will be present to observe underlying soil for evidence of potential impacts and, if observed, collect soil samples in accordance with a soil management plan (SMP). As discussed previously, the planned development will require excavation of soil to depths of 20 to 30 feet bgs across most of the Site. If any residual stained soil or potential contamination is identified during demolition and redevelopment, such soil will be excavated and disposed of at a permitted, off-site disposal facility.

4.2 REMAINING ENVIRONMENTAL ITEMS

Investigative efforts have resolved RECs 1, 4, 5, and 6. The remaining RECs 2 and 3 and the environmental issues related to re-development and demolition activities will be addressed, under SCCFD oversight, at that time. These issues consist of the following:

SCCFD CLOSURE PLANS

The SCCFD requires implementation of an approved closure plan for the former Sears Automotive Center due to the presence of an oil-water separator, acid neutralization chamber, hydraulic lifts, petroleum fluid pipelines, battery storage area, and lead containing materials, as well as for the J.C. Penney former automotive center due to the presence of hydraulic lifts and associated piping. A closure plan for the former Sears Automotive Center was submitted to the SCCFD on March 25, 2019 and approved on April 11, 2019 (Appendix H). During the demolition of the structures and removal of the paved surfaces, the equipment, piping, and materials will be removed and the soils beneath them will be sampled to ensure that there have been no releases of any hazardous materials. These closure activities relating to the Sears and J.C. Penney premises will be monitored and coordinated with the SCCFD to ensure that no aboveground or belowground residual hazardous materials or contaminants remain following closure. These activities will address RECs 2 and 3.

In addition to the closure plans for the two former automotive centers, the three emergency generators and the twenty elevators located across the Mall have been or will be closed under closure plans approved by the SCCFD. A closure plan for the west side of the mall has been approved and partially implemented. This closure plan addresses one of the three generators and all the elevators in the West side of the mall. The closure plans for the Eastern portion of the Mall (to be submitted to SCCFD for approval and will resolve the remaining identified environmental concerns.

ABANDONMENT OF GROUNDWATER MONITORING WELLS

The four groundwater monitoring wells located on the J.C. Penney premises will be located and abandoned in accordance with the SCVWD Well Standards. A permit will be obtained from the SCVWD prior to the abandonment. The preferred method of abandonment will be to drill out the wells to the total depth of the well and backfill with grout, as appropriate and necessary. This action will resolve this environmental concern.

DEMOLITION OF BUILDINGS

Before conducting any renovation or demolition activities that might disturb potential asbestos, light fixtures, or painted surfaces, Vallco will ensure that it complies with all requirements for management and abatement of asbestos-containing materials, proper handling and disposal of fluorescent and mercury vapor light fixtures, PCB-containing building materials, and with all applicable requirements regarding lead-based paint. Testing for asbestos, lead, and PCB containing material has been implemented in the west side of the Mall as part of the SCCFD closure plan. Compliance with these required and standard procedures will address these identified environmental concerns.

5 REFERENCES

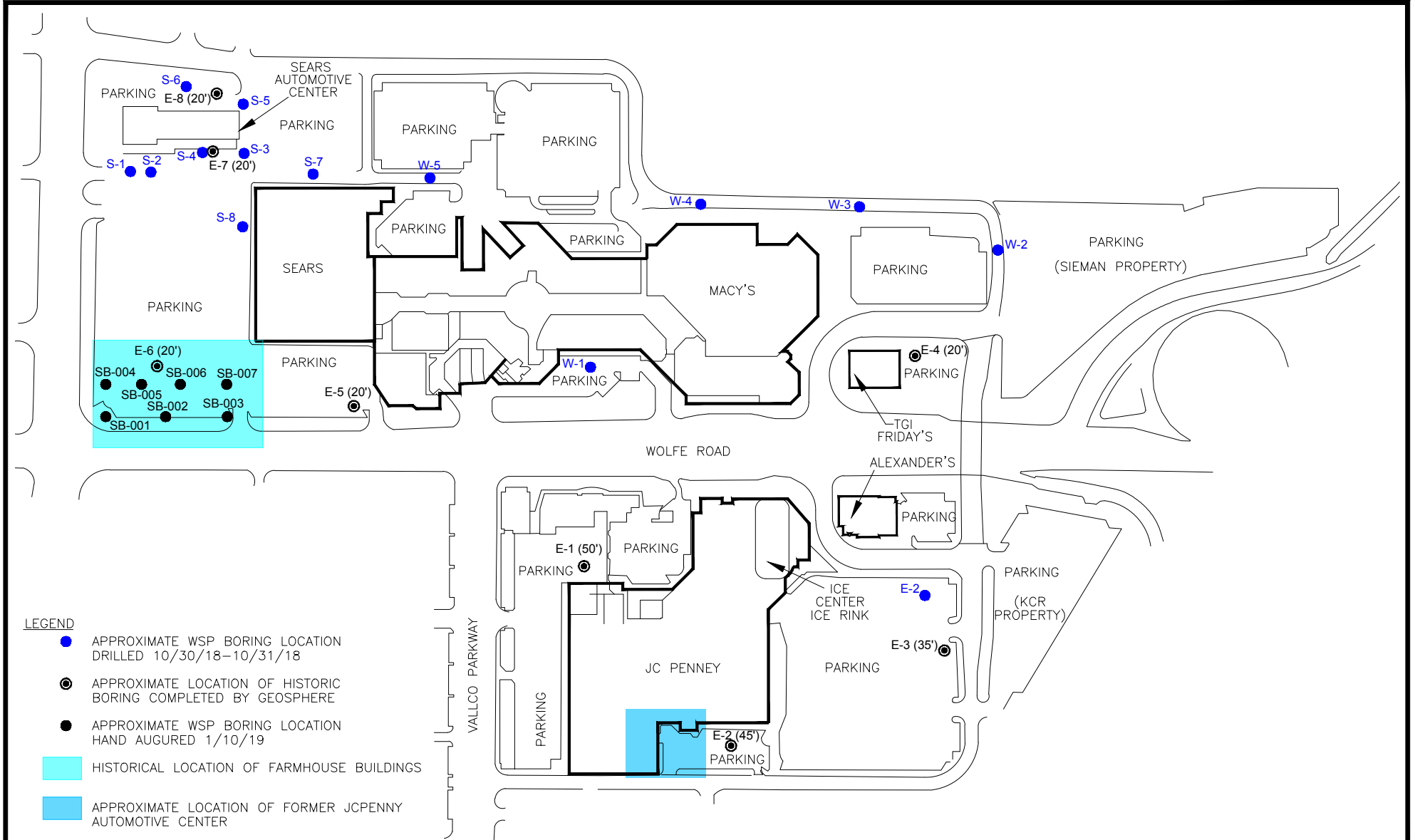
- Antea Group. 2013. Case Closure Request 76 (former BP) Service Station No. 11220, 19550 Stevens Creek Boulevard, Cupertino, California. December 05.
- Blaine Tech Services (BTS). 1985. Soil Sampling at Sears Automotive Center, Vallco, Cupertino California. April 11.
- Duverge. 2011. Establishing Background Arsenic in Soil of the Urbanized San Francisco Bay Region. December.
- Cornerstone Earth Group. 2018. Phase I Environmental Site Assessment, Vallco Special Area Specific Plan Parcels, Cupertino, California. February 26.
- Kearny Foundation Special Report. 1996. Background Concentrations of Trace and Major Elements in California Soils. March.
- Santa Clara Valley Water District. 1999. Fuel Leak Site Case Closure – Sears Automotive Center, 10101 North Wolfe Road, Cupertino, CA 95014; Case No. 14-486. December 6.
- Santa Clara Valley Water District. 1994. Underground Storage Tank (UST) Case Closure – J.C. Penny Store No., 10150 North Wolfe Road, Cupertino, CA 95014; Case No. 27H. September 1.
- WSP. 2014. Phase I Environmental Site Assessment, Vallco Fashion Mall, 10123 North Wolfe Road, Cupertino, California. January 7.
- WSP. 2016. Updated Information to the January 7, 2014 Phase I Environmental Site Assessment, Vallco Fashion Mall in Cupertino, California. January 11.

ACRONYMS

µg/l	micrograms per liter
mg/kg	milligram per kilogram
MDL	method detection limit
QA/QC	quality assurance/quality control
Regional Board	San Francisco Bay Regional Water Quality Control Board
RL	reporting limit
SVOCs	semi-volatile organic compounds
TPH	total petroleum hydrocarbons
TPH-d	total petroleum hydrocarbons as diesel
TPH-g	total petroleum hydrocarbons as gasoline
TPH-mo	total petroleum hydrocarbons as motor oil
PAH	Polycyclic aromatic hydrocarbons
TCDD	Tetrachlorodibenzodioxin
UST	underground storage tank
LUST	leaking underground storage tank
WSP	WSP USA, Inc.
SCCFD	Santa Clara County Fire Department
REC	Recognized Environmental Condition
Ft-bgs	Feet below ground surface
ESL	Environmental Screening Level
RSL	Regional Screening Level
ESA	Environmental Site Assessment
COC	Contaminants of Concern
USCS	Unified Soil Classification System
GPR	Ground Penetrating Radar
SMP	Soil Management Plan
PCB	Polychlorinated Biphenyl
SCVWD	Santa Clara Valley Water District
EPA	Environmental Protection Agency
PID	Photoionization detector

FIGURES




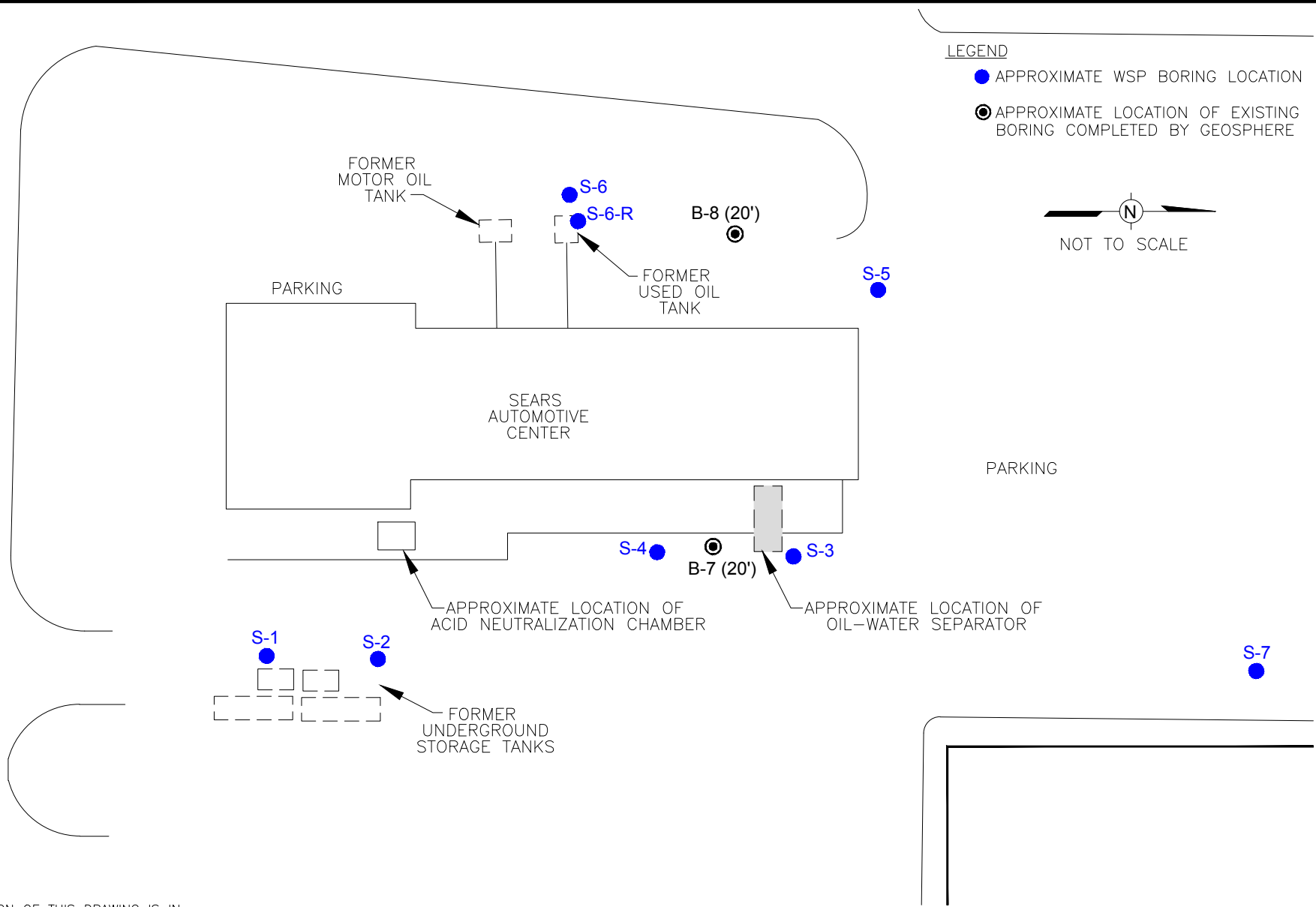


THE ORIGINAL VERSION OF THIS DRAWING IS IN COLOR. BLACK AND WHITE COPIES MAY NOT ACCURATELY DEPICT CERTAIN INFORMATION.

NOT TO SCALE

A

 <p>WSP USA Inc. 2025 GATEWAY PLACE SUITE 348 SAN JOSE, CA 95110 TEL: +1 408.453.6100</p>	<p>Figure 1</p>	<p>VALLCO FASHION MALL 10123 NORTH WOLFE ROAD CUPERTINO, CALIFORNIA PREPARED FOR VALLCO PROPERTY OWNER, LLC PALO ALTO, CALIFORNIA</p>	<p>Drawn By: LS 4/9/2019</p>
	<p>SITE LAYOUT AND APPROXIMATE SOIL BORING LOCATIONS</p>		<p>Checked:</p>
			<p>Approved:</p>
			<p>DWG Name: 314MN1588.001-010</p>



THE ORIGINAL VERSION OF THIS DRAWING IS IN COLOR. BLACK AND WHITE COPIES MAY NOT ACCURATELY DEPICT CERTAIN INFORMATION.

A

Figure 2

APPROXIMATE BORING LOCATION – SEARS AUTOMOTIVE CENTER

VALLCO FASHION MALL
 10123 NORTH WOLFE ROAD
 CUPERTINO, CALIFORNIA
 PREPARED FOR
 VALLCO PROPERTY OWNER, LLC
 PALO ALTO, CALIFORNIA

Drawn By: LS 4/9/2019

Checked:

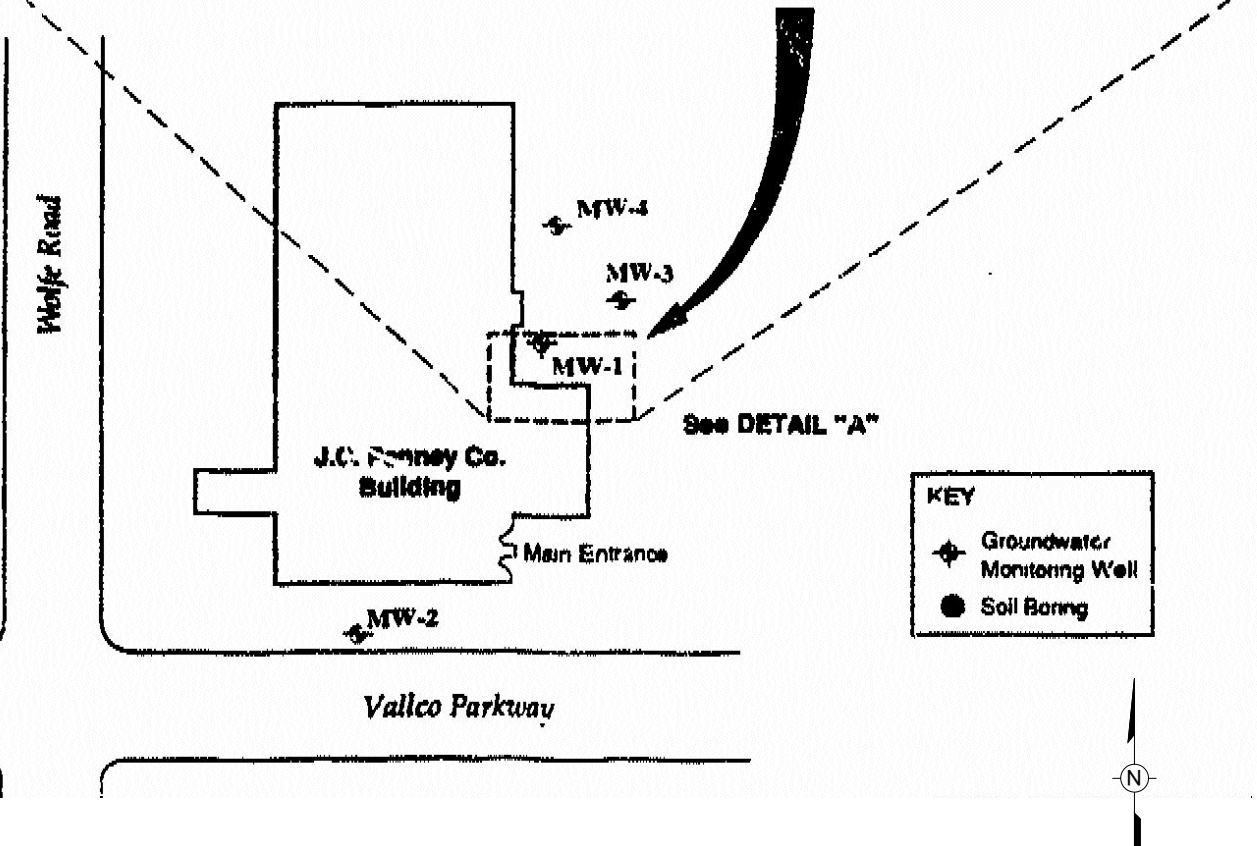
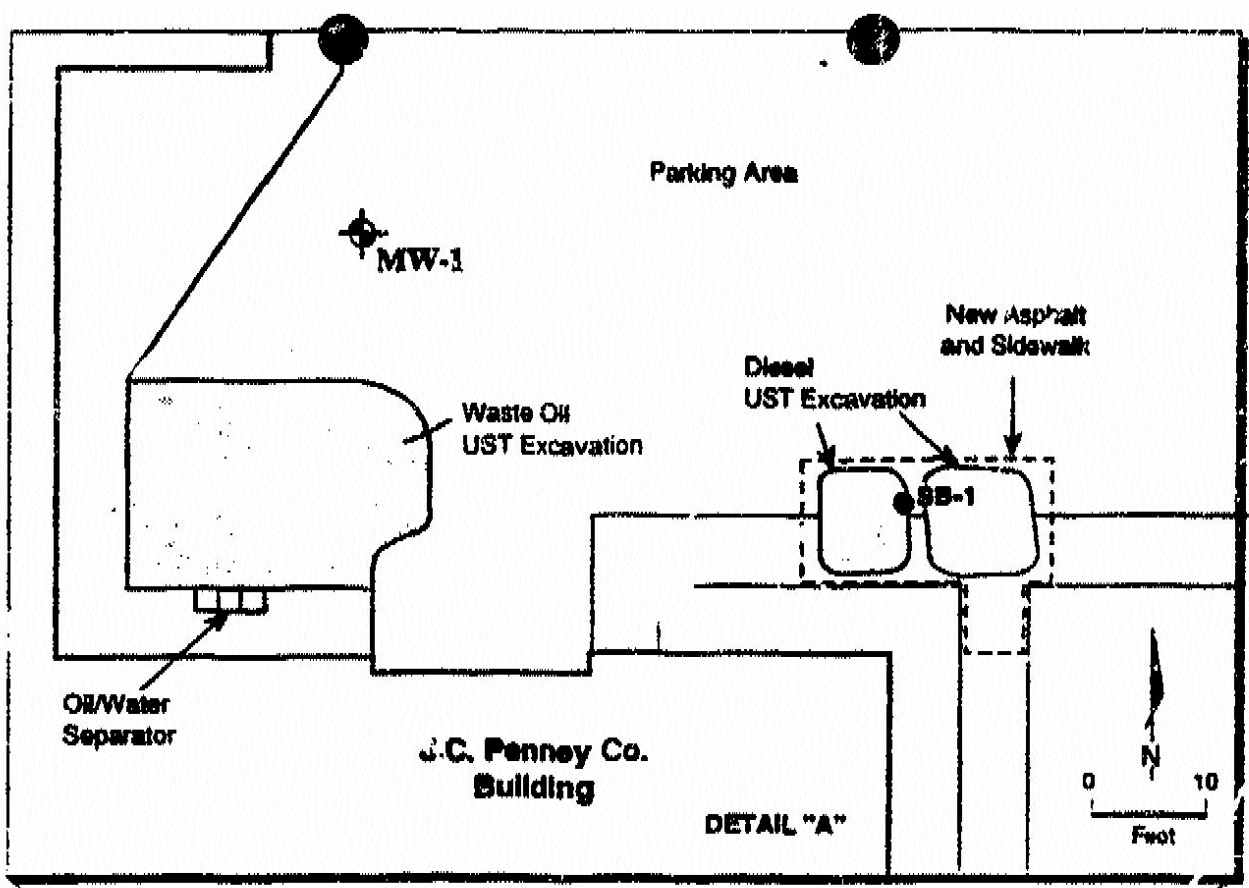
Approved:

DWG Name: 314MN1588-004



WSP USA Inc.
 2025 GATEWAY PLACE
 SUITE 348
 SAN JOSE, CA 95110
 TEL: +1 408.453.6100

DWG Name: 314MN1588-006
 Drawn By: LS
 Checked: 4/9/2019
 Approved:



KEY	
	Groundwater Monitoring Well
	Soil Boring

THE ORIGINAL VERSION OF THIS DRAWING IS IN COLOR. BLACK AND WHITE COPIES MAY NOT ACCURATELY DEPICT CERTAIN INFORMATION.

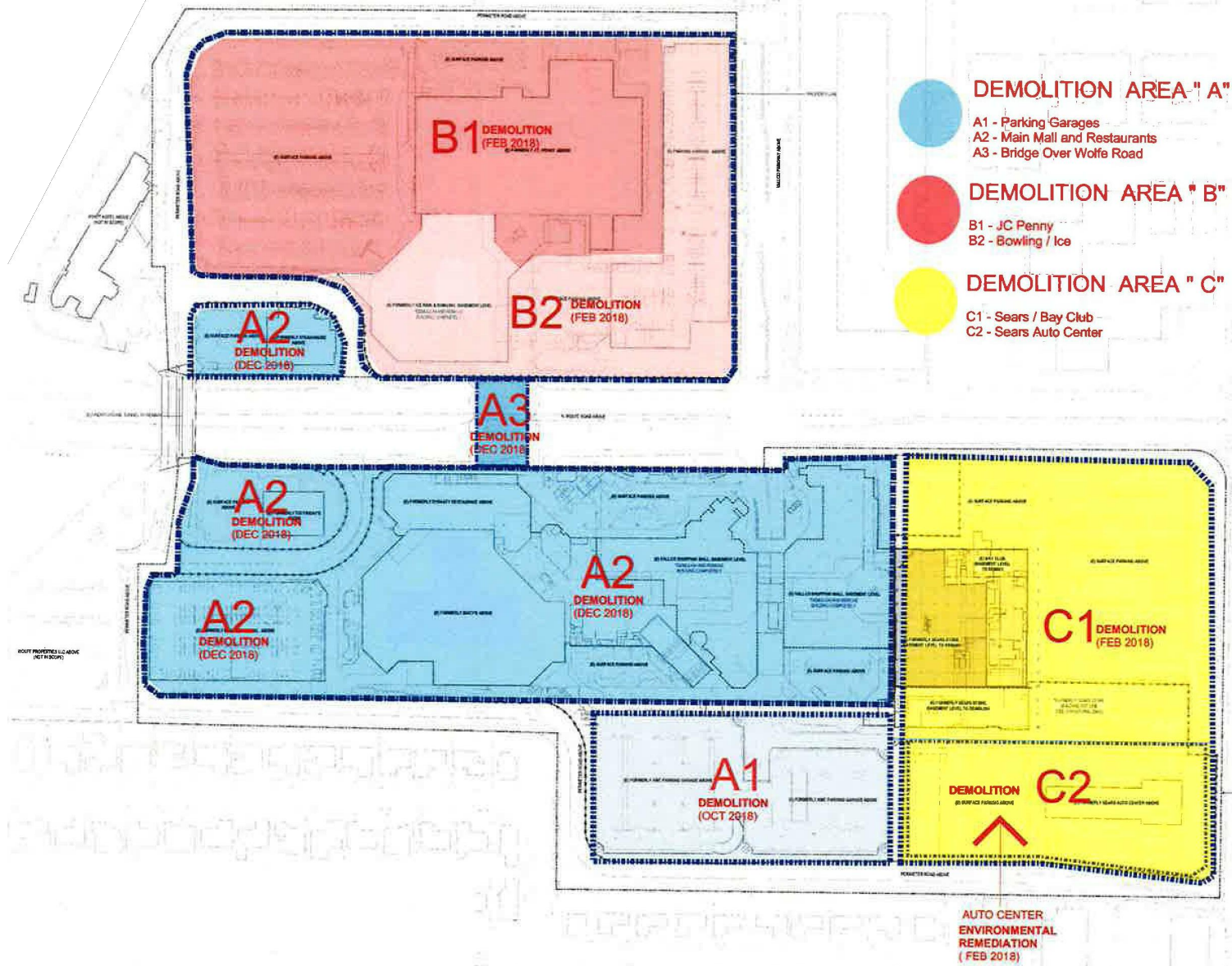
NOT TO SCALE

wsp
 WSP USA Inc.
 2025 GATEWAY PLACE
 SUITE 348
 SAN JOSE, CA 95110
 TEL: +1 408.453.6100

Figure 3
 JCPENNY AUTOMOTIVE
 MAINTENANCE AREA

VALLCO FASHION MALL
 10123 NORTH WOLFE ROAD
 CUPERTINO, CALIFORNIA
 PREPARED FOR
 VALLCO PROPERTY OWNER, LLC
 PALO ALTO, CALIFORNIA

R:\Acad\CADD_CLIENTS\SAND HILL PROPERTY CO\31401588\CADD\314MN1588-006.dwg 4/9/2019 5:00 PM USLS01166



THE ORIGINAL VERSION OF THIS DRAWING IS IN COLOR. BLACK AND WHITE COPIES MAY NOT ACCURATELY DEPICT CERTAIN INFORMATION.

NOT TO SCALE **A**



WSP USA Inc.
 2025 GATEWAY PLACE
 SUITE 348
 SAN JOSE, CA 95110
 TEL: +1 408.453.6100

Figure 4
 DEMOLITION PHASING

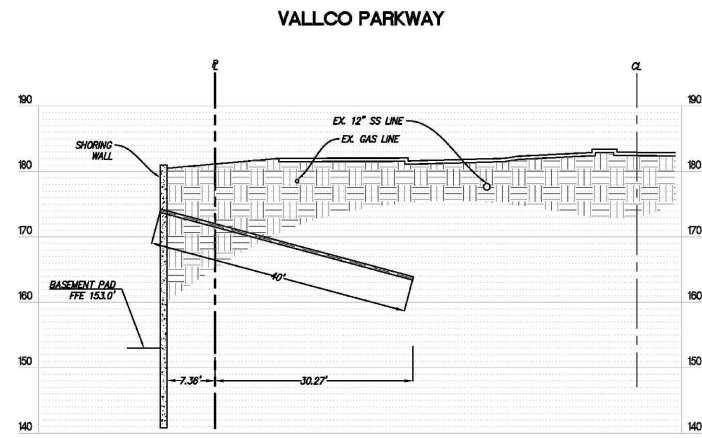
VALLCO FASHION MALL
 10123 NORTH WOLFE ROAD
 CUPERTINO, CALIFORNIA
 PREPARED FOR
 VALLCO PROPERTY OWNER, LLC
 PALO ALTO, CALIFORNIA

Drawn By: LS 4/9/2019
 Checked:
 Approved:
 DWG Name: 314MN1588-007

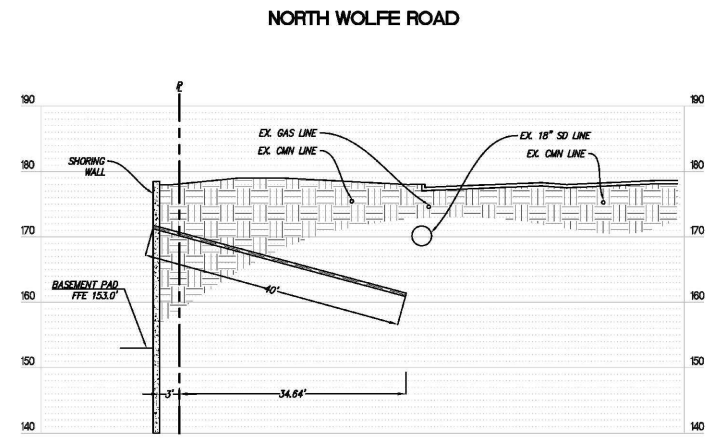
R:\Acad\CADD_CLIENTS\SAND HILL PROPERTY CO\31401588\CADD\314MIN1588-008.dwg 4/9/2019 5:05 PM USL.S01166

B

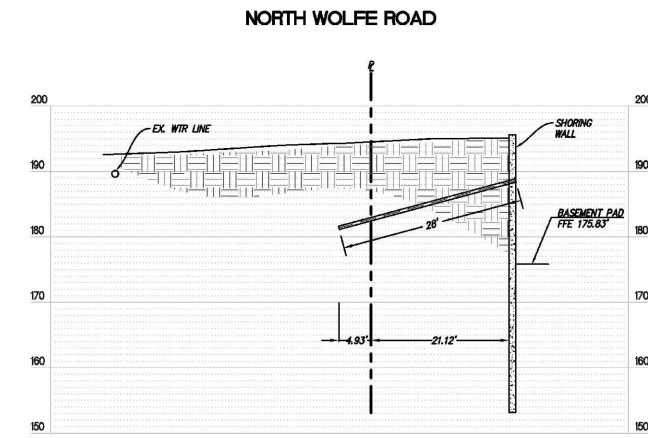
REFERENCE: IMAGE FROM SANDS CIVIL ENGINEERS.



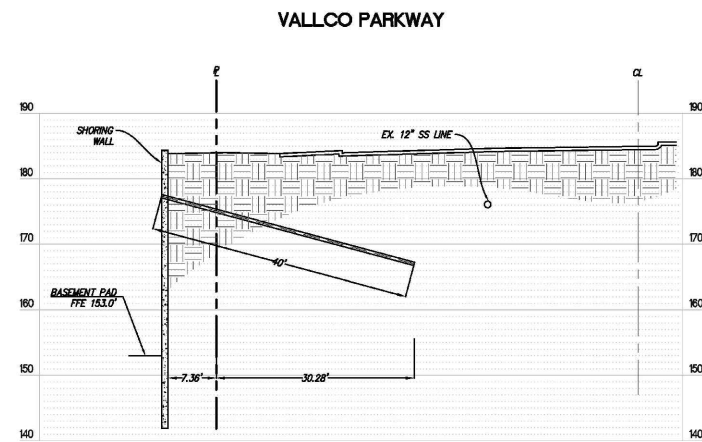
SECTION 1



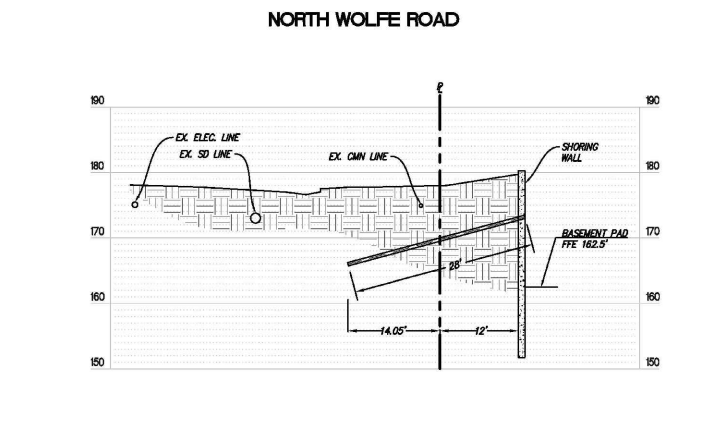
SECTION 4



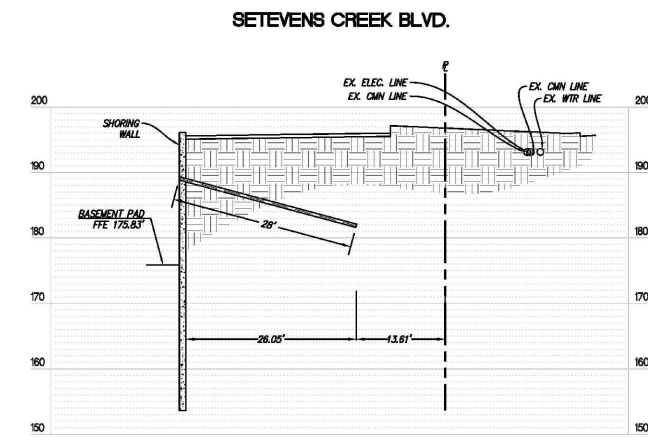
SECTION 7



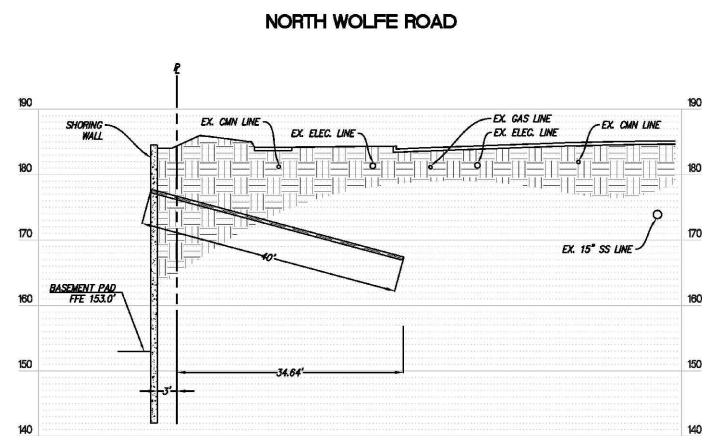
SECTION 2



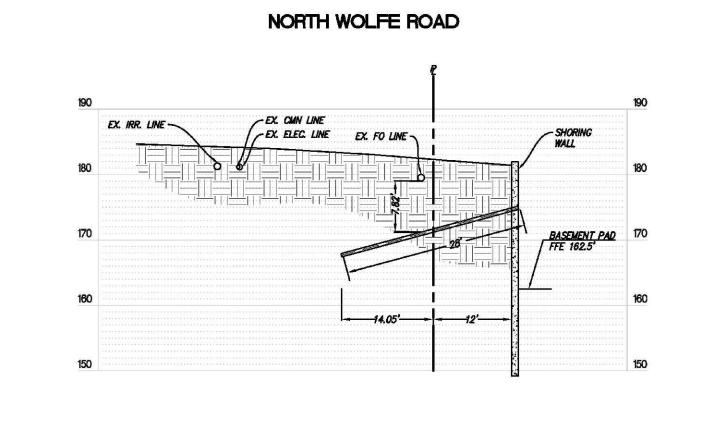
SECTION 5



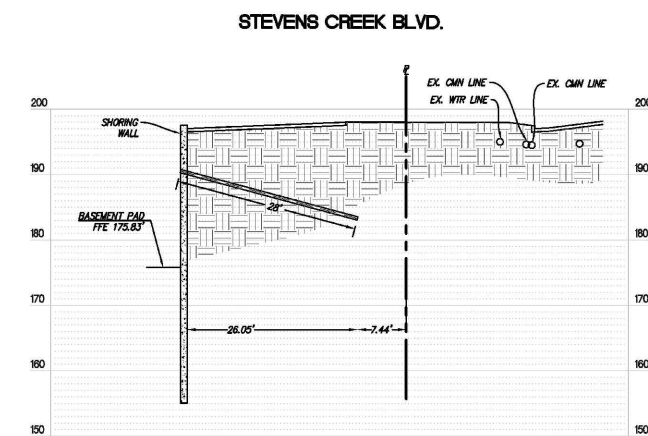
SECTION 8



SECTION 3



SECTION 6



SECTION 9

Drawn By: LS 4/9/2019
 Checked:
 Approved:
 DWG Name: 314MIN1588-008

VALLCO FASHION MALL
 10123 NORTH WOLFE ROAD
 CUPERTINO, CALIFORNIA
 PREPARED FOR
 VALLCO PROPERTY OWNER, LLC
 PALO ALTO, CALIFORNIA

Figure 5
 EXCAVATION CROSS SECTIONS
 FOR MALL REDEVELOPMENT

WSP USA, Inc.
 2025 GATEWAY PLACE
 SUITE 348
 SAN JOSE, CA 95110
 TEL: +1 408.453.6100



NOT TO SCALE

TABLES



Table 1

Sample Rationale and Analysis
Former Valco Mall

Location	Collection Date (a)	Drilling Method	Approximate Depth (ft bgs)	Purpose	Pesticides	Herbicides	Title 22 Metals	Lead & Arsenic	TPHg	TPHd, mo	VOCs	SVOCs	PAHs	PCBs	Asbestos	2,3,7,8- TCDD		
S-1 & S-2	10/30/2018	Direct Push	1	Potential surface releases at Sears Automotive Center Historical agricultural activities	x	x	x		x	x		x						
			5	Potential releases near USTs southeast of Sears Automotive Center	x	x	x		x	x		x						
			10	Potential releases near USTs southeast of Sears Automotive Center			x		x	x		x						
			15	Potential releases near USTs southeast of Sears Automotive Center			x		x	x		x						
			20	Potential releases near USTs southeast of Sears Automotive Center			x		x	x		x						
S-3 & S-4	10/30/2018	Direct Push	1	Potential releases near oil-water separator east of Sears Automotive Center Historical agricultural activities	x	x	x	x	x	x		x						
			5	Potential releases near oil-water separator east of Sears Automotive Center	x	x	x		x	x		x						
			10	Potential releases near oil-water separator east of Sears Automotive Center			x		x	x		x						
			15	Potential releases near oil-water separator east of Sears Automotive Center			x		x	x		x						
			20	Potential releases near oil-water separator east of Sears Automotive Center			x		x	x		x						
S-5 through S-8	10/30/2018	Direct Push	1	Potential surface releases at Sears Automotive Center Historical agricultural activities	x	x	x	x	x	x		x						
			5	Potential releases near Sears Automotive Center	x	x	x		x	x		x						
			10	Potential releases near Sears Automotive Center			x		x	x		x						
			15	Potential releases near Sears Automotive Center			x		x	x		x						
			20	Potential releases near Sears Automotive Center			x		x	x		x						
W-1 through W-5	10/31/2018	Direct Push	1	Spatial characterization on west side of Wolfe Road Historical agricultural activities	x	x	x	x	x	x		x						
			5	Spatial characterization across former Mall	x	x	x		x	x		x						
			10	Spatial characterization across former Mall			x		x	x		x						
			15	Spatial characterization across former Mall			x		x	x		x						
			20	Spatial characterization across former Mall			x		x	x		x						
E-2	10/31/2018	Direct Push	1	Spatial characterization across former Mall Historical agricultural activities	x	x	x	x	x	x		x						
			5	Spatial characterization across former Mall	x	x	x		x	x		x						
			10	Spatial characterization across former Mall			x		x	x		x						
			15	Spatial characterization across former Mall			x		x	x		x						
			20	Spatial characterization across former Mall			x		x	x		x						

Table 1

Sample Rationale and Analysis
Former Valco Mall

Location	Collection Date (a)	Drilling Method	Approximate Depth (ft bgs)	Purpose	Pesticides	Herbicides	Title 22 Metals	Lead & Arsenic	TPHg	TPHd, mo	VOCs	SVOCs	PAHs	PCBs	Asbestos	2,3,7,8- TCDD		
SB-001 through SB-007	1/10/2019	Hand Auger	0.5	Historical agricultural buildings and activities	x			x										
			1	Historical agricultural buildings and activities	x			x										
			2	Historical agricultural buildings and activities	x			x										
			3	Historical agricultural buildings and activities	x			x										
E-1	9/6/2016	Direct Push	0	Historical agricultural activities	x													
				Spatial characterization across former Mall	x	x		x	x	x	x	x	x	x	x	x	x	
			5	Spatial characterization across former Mall	x	x		x	x	x	x	x	x	x	x	x	x	x
			10	Spatial characterization across former Mall	x	x		x	x	x	x	x	x	x	x	x	x	x
			15	Spatial characterization across former Mall	x	x		x	x	x	x	x	x	x	x	x	x	x
			20	Spatial characterization across former Mall	x	x		x	x	x	x	x	x	x	x	x	x	x
E-2	9/6/2016	Direct Push	0	Historical agricultural activities	x													
				Spatial characterization across former Mall	x	x		x	x	x	x	x	x	x	x	x	x	
			5	Spatial characterization across former Mall	x	x		x	x	x	x	x	x	x	x	x	x	x
			10	Spatial characterization across former Mall	x	x		x	x	x	x	x	x	x	x	x	x	x
			20	Spatial characterization across former Mall	x	x		x	x	x	x	x	x	x	x	x	x	x
E-3	9/6/2016	Direct Push	0	Historical agricultural activities	x													
				Spatial characterization across former Mall	x	x		x	x	x	x	x	x	x	x	x	x	
			5	Spatial characterization across former Mall	x	x		x	x	x	x	x	x	x	x	x	x	
			15	Spatial characterization across former Mall	x	x		x	x	x	x	x	x	x	x	x	x	
E-4 through E-6	9/6/2016	Direct Push	0	Historical agricultural activities	x													
				Spatial characterization across former Mall	x	x		x	x	x	x	x	x	x	x	x	x	
			5	Spatial characterization across former Mall	x	x		x	x	x	x	x	x	x	x	x	x	
E-7	9/6/2016	Direct Push	0	Historical agricultural activities	x													
				Spatial characterization across former Mall	x	x		x	x	x	x	x	x	x	x	x	x	
			5	Spatial characterization across former Mall	x	x		x	x	x	x	x	x	x	x	x	x	
			10	Spatial characterization across former Mall	x	x		x	x	x	x	x	x	x	x	x	x	
E-7	9/6/2016	Direct Push	0	Historical agricultural activities	x													
				Spatial characterization across former Mall	x	x		x	x	x	x	x	x	x	x	x	x	
			5	Spatial characterization across former Mall	x	x		x	x	x	x	x	x	x	x	x	x	

Table 1

Sample Rationale and Analysis
Former Valco Mall

Location	Collection Date (a)	Drilling Method	Approximate Depth (ft bgs)	Purpose	Pesticides	Herbicides	Title 22 Metals	Lead & Arsenic	TPHg	TPHd, mo	VOCs	SVOCs	PAHs	PCBs	Asbestos	2,3,7,8- TCDD	
E-8	9/6/2016	Direct Push	0	Historical agricultural activities Spatial characterization across former Mall	x		x		x	x	x	x	x	x	x	x	
			5	Spatial characterization across former Mall	x		x		x	x	x	x	x	x	x	x	x
			10	Spatial characterization across former Mall	x		x		x	x	x	x	x	x	x	x	x
			15	Spatial characterization across former Mall	x		x		x	x	x	x	x	x	x	x	x
			20	Spatial characterization across former Mall	x		x		x	x	x	x	x	x	x	x	x

Abbreviations

ft bgs: feet below ground surface

PCBs: polychlorinated biphenyls by EPA Method 8082

PAHs: polycyclic aromatic hydrocarbons by EPA Method 8270

TPHg: total petroleum hydrocarbons as gasoline by EPA Method 8015M

TPHd, mo: total petroleum hydrocarbons as diesel and motor oil by EPA Method 8015M

SVOCs: semi-volatile organic compounds by EPA Method 8270

VOCs: volatile organic compounds by EPA Method 8260

TCDD: Tetrachlorodibenzodioxin by EPA method 1613B

Notes:

(a) Samples from 2016 were collected by Geosphere. Samples from 2018 were collected by WSP

Table 2

Summary of Metal Concentrations
Former Valco Mall

<u>Sample ID</u> ^{[1][2]}	<u>Antimony</u> (mg/kg)	<u>Arsenic</u> ^[6] (mg/kg)	<u>Barium</u> (mg/kg)	<u>Beryllium</u> (mg/kg)	<u>Cadmium</u> (mg/kg)	<u>Chromium</u> (mg/kg)	<u>Cobalt</u> (mg/kg)	<u>Copper</u> (mg/kg)	<u>Lead</u> (mg/kg)	<u>Mercury</u> (mg/kg)	<u>Molybdenum</u> (mg/kg)
S-1-(1)	0.54	J 3.7	160	0.45	0.19	J 65	15	31	7.1	0.052	0.39
S-1-(5)	0.49	J 3.1	140	0.52	0.18	J 87	16	29	6.4	0.05	0.26
S-1-(10)	0.33	J 4.1	200	0.64	0.2	J 94	21	46	8.1	0.049	0.25
S-1-(15)	0.23	J 3	130	0.57	0.2	J 93	18	37	5.7	0.088	0.24
S-1-(20)	0.45	J 4	100	0.47	0.2	J 45	11	28	6.4	0.099	0.58
S-2-(1)	0.46	J 3.6	190	0.54	0.18	J 76	18	41	7.6	0.062	0.19
S-2-(5)	0.45	J 3.1	180	0.42	0.19	J 74	13	28	5.1	0.032	0.76
S-2-(10)	0.38	J 3	250	0.47	0.18	J 80	14	27	5.1	0.045	1.5
S-2-(15)	0.29	J 3.9	110	0.46	0.13	J 52	10	30	6	0.12	0.41
S-2-(20)	0.55	J 4.1	110	0.5	0.2	J 44	11	27	6.4	0.13	0.53
S-3-(1)	0.53	J 4	230	0.43	0.24	J 45	12	29	5.9	0.06	0.58
S-3-(5)	0.44	J 3.9	150	0.55	0.2	J 83	18	41	7.6	0.055	0.3
S-3-(10)	0.81	J 2.5	150	0.53	0.2	J 93	16	28	5.5	0.042	0.32
S-3-(15)	0.28	J 4.9	98	0.56	0.15	J 48	10	29	7.5	0.081	0.7
S-3-(20)	0.64	J 3.9	120	0.47	0.17	J 39	10	26	6.2	0.095	0.55
S-4-(1)	0.45	J 4.5	160	0.51	0.26	78	17	39	15	0.053	0.36
S-4-(5)	0.37	J 3.1	190	0.5	0.18	J 79	19	34	6.9	0.087	0.29
S-4-(10)	0.4	J 3.3	140	0.53	0.18	J 80	18	37	7.2	0.039	0.33
S-4-(15)	0.51	J 6.2	150	0.69	0.25	54	14	42	10	0.093	0.91
S-4-(20)	0.61	J 5	110	0.55	0.23	J 48	13	32	7.6	0.12	0.67
S-5-(1)	0.46	J 3.4	180	0.57	0.15	J 78	16	37	7.4	0.054	0.21
S-5-(5)	0.53	J 4.1	180	0.57	0.19	J 88	19	43	8.3	0.052	0.24
S-5-(10)	0.44	J 3.2	150	0.62	0.24	94	17	39	6.7	0.061	0.3
S-5-(15)	0.7	J 2.7	99	0.45	0.095	J 61	13	26	4.4	0.044	0.67
S-5-(20)	0.3	J 2.8	82	0.33	0.1	J 36	8.4	23	4.6	0.082	0.53
S-6-(1)	0.45	J 2.7	150	0.32	0.17	J 45	10	25	12	0.065	1.1
S-6-(5)	0.46	J 3.1	100	0.42	0.17	J 64	14	27	6.3	0.052	0.31
S-6-(10)	0.4	J 4.8	120	0.48	0.15	J 45	11	26	6.8	0.071	0.75
S-6-(15)	0.34	J 4.9	110	0.57	0.19	J 47	11	30	7.2	0.18	0.69
S-6-(20)	0.15	J 3.7	120	0.46	0.19	J 80	17	33	5.8	0.12	0.37
S-7-(2)	0.34	J 2.7	120	0.48	0.19	J 62	15	35	8.2	0.67	0.3
S-7-(5)	0.45	J 4	160	0.54	0.19	J 70	16	34	7.1	0.056	0.35
S-7-(10)	0.51	J 4.1	130	0.57	0.19	J 61	16	38	7.2	0.071	0.44
S-7-(15)	0.3	J 4.1	78	0.51	0.17	J 49	11	26	6.5	0.12	0.68
S-7-(20)	0.9	J 2.6	69	0.37	0.12	J 40	10	31	4.8	0.11	0.63
S-8-(1)	0.85	J 1.8	110	0.23	0.29	33	8.3	15	2.9	0.036	0.37
S-8-(5)	0.5	J 3.8	190	0.6	0.37	88	20	41	7.8	0.052	0.19
S-8-(10)	0.41	J 3.6	120	0.51	0.35	71	13	30	6.5	0.054	0.22
S-8-(15)	0.57	J 4.9	120	0.53	0.27	J 52	12	30	7	0.13	0.63
S-8-(20)	0.55	J 4.5	110	0.51	0.36	49	12	33	7.1	0.043	0.74
ESLs Residential (mg/kg)	11	[4]	15,000	16	78	--	23	3,100	80	13	390
RSLs Residential (mg/kg)	31	12 ^[4]	15,000	160	71	--	23	3,100	400	11	390

Table 2

Summary of Metal Concentrations
Former Valco Mall

<u>Sample ID</u> ^{[1][2]}	<u>Antimony</u> (mg/kg)	<u>Arsenic</u> (mg/kg)	<u>Barium</u> (mg/kg)	<u>Beryllium</u> (mg/kg)	<u>Cadmium</u> (mg/kg)	<u>Chromium</u> (mg/kg)	<u>Cobalt</u> (mg/kg)	<u>Copper</u> (mg/kg)	<u>Lead</u> (mg/kg)	<u>Mercury</u> (mg/kg)	<u>Molybdenum</u> (mg/kg)
W-1-(1)	0.71 J	3.8	140	0.41	0.33	60	14	35	8.2	0.083	0.84
W-1-(5)	0.43 J	5.1	150	0.53	0.33	61	15	37	8	0.14	0.46
W-1-(10)	0.39 J	4.9	140	0.55	0.44	51	13	30	8.3	0.083	0.64
W-1-(15)	0.33 J	5.3	130	0.56	0.37	47	13	34	8.3	0.14	0.68
W-1-(20)	2 U	4.5	160	0.59	0.33	79	18	39	7.2	0.11	0.13 J
W-2-(2)	2 U	2.8	130	0.57	0.3	60	13	27	5.3	0.059	0.23 J
W-2-(5)	1.9 U	5.2	97	0.67	0.31	56	15	39	5.4	0.11	0.13 J
W-2-(10)	2 U	3.7	81	0.6	0.35	58	11	35	5	0.12	0.21 J
W-2-(15)	2 U	4.1	100	0.64	0.29	47	11	37	6.3	0.13	0.2 J
W-2-(20)	1.9 U	3.5	110	0.55	0.71	60	9.7	26	4.9	0.081	2
W-3-(1)	2 U	3.4	460	0.24	0.45	27	8.6	19	1.1	0.24	0.31
W-3-(5)	2 U	5	99	0.69	0.35	57	16	43	6.7	0.15	0.23 J
W-3-(10)	2 U	3.9	84	0.59	0.31	54	12	29	5.1	0.076	0.21 J
W-3-(15)	1.9 U	5.9	130	0.68	0.36	53	13	39	8.1	0.073	0.26
W-3-(20)	1.9 U	5.9	130	0.76	0.44	44	13	33	9.1	0.16	0.61
W-4-(1)	2 U	5	200	0.72	0.43	88	18	40	8	0.13	0.2 J
W-4-(5)	1.9 U	4	150	0.61	0.37	58	14	26	6.3	0.063	0.17 J
W-4-(10)	2 U	8.1	180	0.95	0.57	71	23	58	12	0.11	0.54
W-4-(15)	0.65 J	5.8	130	0.61	0.38	51	14	36	8.6	0.13	0.72
W-4-(20)	0.26 J	5	130	0.6	0.48	51	13	34	8.3	0.088	0.65
W-5-(1)	0.33 J	3.5	210	0.55	0.4	70	17	37	7.4	0.058	0.23 J
W-5-(5)	0.4 J	2.5	79	0.3	0.25 J	33	8.2	15	5.4	0.089	0.23 J
W-5-(10)	0.54 J	3.9	130	0.52	0.4	75	17	37	7.4	0.076	0.3
W-5-(15)	0.4 J	4.5	130	0.53	0.39	55	12	26	7.2	0.09	0.61
W-5-(20)	0.47 J	4.4	100	0.51	0.43	63	16	38	7.3	0.11	0.41
E-2-(1)	1.9 U	2.5	180	0.7	0.44	82	20	37	6.7	0.038	0.11 J
E-2-(5)	1.8 U	3.3	150	0.67	0.42	81	18	35	9	0.061	0.23 U
E-2-(10)	2 U	4	200	0.68	0.37	86	17	38	7.6	0.072	0.25 U
E-2-(15)	1.9 U	3.6	220	0.68	0.39	83	20	30	6.4	0.072	0.23 U
E-2-(20)	2 U	4.6	170	0.73	0.36	81	16	37	8.5	0.033	0.19 J
ESLs Residential (mg/kg)	11	[4]	15,000	16	78	--	23	3,100	80	13	390
RSLs Residential (mg/kg)	31	12 ^[4]	15,000	160	71	--	23	3,100	400	11	390

Table 2

Summary of Metal Concentrations
Former Valco Mall

<u>Sample ID</u> ^{[2][3]}	<u>Antimony</u> (mg/kg)	<u>Arsenic</u> (mg/kg)	<u>Barium</u> (mg/kg)	<u>Beryllium</u> (mg/kg)	<u>Cadmium</u> (mg/kg)	<u>Chromium</u> (mg/kg)	<u>Cobalt</u> (mg/kg)	<u>Copper</u> (mg/kg)	<u>Lead</u> (mg/kg)	<u>Mercury</u> (mg/kg)	<u>Molybdenum</u> (mg/kg)
E1-1	5 U	2.5	344	1.3 U	1 U	32.9	13 U	25.4	7.4	0.087	13 U
E1-2	4.7 U	3.5	174	1.2 U	0.94 U	84.9	19.7	38.1	9.1	0.045	12 U
E1-3	4.8 U	24 U	76.4	1.2 U	0.96 U	54.7	12 U	23.3	4.8 U	0.063	12 U
E1-4	3.7 U	3	96.7	0.92 U	0.74 U	89.6	19.6	30.2	7.3	0.043	9.2 U
E1-8	3.7 U	3.6	90.9	0.93 U	0.74 U	27.8	9.3 U	19.3	7.4	0.45	9.3 U
E2-1	3.2 U	3.3	111	0.81 U	0.65 U	50.9	13	27.1	7.7	0.092	8.1 U
E2-2	3.4 U	3.1	218	0.86 U	0.69 U	74.4	16.1	35	9.3	0.04 U	8.6 U
E2-3	3.9 U	3.1	198	0.97 U	0.78 U	79.8	18.8	36.4	9.3	0.038 U	9.7 U
E2-5	4.3 U	3.7	164	1.1 U	0.86 U	72.6	17.7	37	8.5	0.1	11 U
E2-7	4.6 U	3	128	1.1 U	0.92 U	67.7	16.1	35	7.6	0.093	11 U
E3-1	3.5 U	3.2	152	0.88 U	0.7 U	62	14.2	29.6	8.1	0.042	8.8 U
E3-2	4.1 U	2.7	143	1 U	0.83 U	65.1	15.2	30.9	9.1	0.042	10 U
E3-4	3.4 U	3.2	147	0.86 U	0.69 U	66.1	15.5	30.6	7.4	0.1	8.6 U
E3-6	3.8 U	3.1	120	0.94 U	0.75 U	78.1	12.6	27.7	6.9	0.062	9.4 U
E4-1	4.2 U	3.9	172	1.1 U	0.85 U	82.5	17.9	39	9.6	0.098	11 U
E4-2	3.7 U	4.5	167	0.92 U	0.74 U	65.3	16.7	32	10.5	0.044	9.2 U
E4-3	4.4 U	4.7	140	1.1 U	0.88 U	58.7	15.8	34.1	9.7	0.12	11 U
E5-1	3.3 U	3.8	364	0.83 U	0.66 U	66.6	14.7	33.1	15.7	0.09	8.3 U
E5-2	4.6 U	4.1	158	1.1 U	0.92 U	74.1	16.5	33.5	14.4	0.048	11 U
E5-3	4.5 U	2.9	136	1.1 U	0.89 U	73.2	16.9	33.3	8.1	0.045	11 U
E6-1	3.6 U	3.5	135	0.91 U	0.73 U	77.3	16.5	35.1	15.1	0.13	9.1 U
E6-2	4.8 U	3.5	199	1.2 U	0.96 U	78.8	18.1	37	9	0.056	12 U
E6-4	4.2 U	2.4	135	1.1 U	0.85 U	82.3	18.3	34	7.7	0.047	11 U
E7-1	4.7 U	2.4 U	156	1.2 U	0.94 U	69	14.8	33.9	10.3	0.048	12 U
E7-2	4.2 U	3	164	1.1 U	0.84 U	71.4	19.3	34.9	9.2	0.039 U	11 U
E7-3	4.4 U	2.7	139	1.1 U	0.88 U	69	17.2	33.4	7.6	0.04 U	11 U
E7-5	4.2 U	4.2	115	1.1 U	0.84 U	56.7	11.4	31.1	8.5	0.12	11 U
E8-1	4.8 U	3.7	142	1.2 U	0.95 U	70.4	14.6	33.8	37.5	0.12	12 U
E8-2	4.6 U	3	177	1.2 U	0.93 U	76.3	17.6	35.5	9.1	0.037 U	12 U
E8-3	3.8 U	3.1	112	0.95 U	0.76 U	77.5	18.1	33.5	8.2	0.055	9.5 U
E8-4	4.5 U	4.4	86.7	1.1 U	0.89 U	49.5	11.1	25.1	8.2	0.065	11 U
E8-5	4.7 U	3.6	115	1.2 U	0.93 U	48.9	12 U	27.3	7.4	0.086	12 U
ESLs Residential (mg/kg)	11	[4]	15,000	16	78	--	23	3,100	80	13	390
RSLs Residential (mg/kg)	31	12 ^[4]	15,000	160	71	--	23	3,100	400	11	390

Table 2

Summary of Metal Concentrations
Former Valco Mall

<u>Sample ID</u> ^{[1][2]}	<u>Nickel</u> (mg/kg)	<u>Selenium</u> (mg/kg)	<u>Silver</u> (mg/kg)	<u>Thallium</u> (mg/kg)	<u>Vanadium</u> (mg/kg)	<u>Zinc</u> (mg/kg)
S-1-(1)	87	2 U	0.27 U	0.53 U	51	49
S-1-(5)	74	2 U	0.26 U	0.53 U	69	47
S-1-(10)	110	2 U	0.27 U	0.54 U	64	65
S-1-(15)	85	2 U	0.25 U	0.49 U	81	52
S-1-(20)	57	1.9 U	0.24 U	0.48 U	43	46
S-2-(1)	86	1.9 U	0.24 U	0.49 U	52	58
S-2-(5)	67	2 U	0.25 U	0.51 U	60	43
S-2-(10)	68	2 U	0.27 U	0.54 U	66	42
S-2-(15)	61	1.9 U	0.24 U	0.47 U	43	44
S-2-(20)	58	2 U	0.26 U	0.52 U	41	46
S-3-(1)	55	2 U	0.26 U	0.53 U	46	47
S-3-(5)	96	2 U	0.25 U	0.5 U	60	60
S-3-(10)	80	2 U	0.25 U	0.51 U	75	47
S-3-(15)	64	1.9 U	0.23 U	0.46 U	45	52
S-3-(20)	50	1.9 U	0.24 U	0.48 U	39	42
S-4-(1)	84	1.9 U	0.24 U	0.49 U	60	64
S-4-(5)	90	2 U	0.27 U	0.54 U	59	51
S-4-(10)	82	2 U	0.26 U	0.52 U	54	54
S-4-(15)	67	1.8 U	0.23 U	0.46 U	53	73
S-4-(20)	63	2 U	0.27 U	0.54 U	46	56
S-5-(1)	92	2 U	0.27 U	0.53 U	50	55
S-5-(5)	100	2 U	0.26 U	0.52 U	62	63
S-5-(10)	73	1.8 U	0.23 U	0.46 U	76	56
S-5-(15)	59	2 U	0.26 U	0.52 U	56	42
S-5-(20)	31	1.9 U	0.23 U	0.46 U	45	41
S-6-(1)	53	2 U	0.27 U	0.55 U	39	70
S-6-(5)	71	2 U	0.25 U	0.51 U	46	45
S-6-(10)	56	2 U	0.27 U	0.54 U	46	50
S-6-(15)	63	2 U	0.25 U	0.49 U	43	52
S-6-(20)	85	2 U	0.27 U	0.54 U	66	46
S-7-(2)	68	2 U	0.27 U	0.53 U	56	60
S-7-(5)	80	2 U	0.26 U	0.53 U	53	58
S-7-(10)	59	1.9 U	0.23 U	0.47 U	68	58
S-7-(15)	56	2 U	0.25 U	0.5 U	39	45
S-7-(20)	40	2 U	0.27 U	0.54 U	49	44
S-8-(1)	50	1.8 U	0.23 U	0.45 U	23	26
S-8-(5)	99	1.9 U	0.24 U	0.47 U	60	57
S-8-(10)	64	1.9 U	0.24 U	0.47 U	54	48
S-8-(15)	63	2 U	0.27 U	0.54 U	46	49
S-8-(20)	59	2 U	0.26 U	0.52 U	48	49
ESLs Residential (mg/kg)	820	390	390	0.78	390	23,000
RSLs Residential (mg/kg)	490	390	390	--	390	23,000

Table 2

**Summary of Metal Concentrations
Former Valco Mall**

<u>Sample ID</u> ^{[1][2]}	<u>Nickel</u> (mg/kg)	<u>Selenium</u> (mg/kg)	<u>Silver</u> (mg/kg)	<u>Thallium</u> (mg/kg)	<u>Vanadium</u> (mg/kg)	<u>Zinc</u> (mg/kg)
W-1-(1)	79	2 U	0.26 U	0.52 U	51	55
W-1-(5)	93	2 U	0.25 U	0.49 U	48	56
W-1-(10)	54	2 U	0.25 U	0.5 U	45	64
W-1-(15)	69	1.9 U	0.24 U	0.48 U	43	57
W-1-(20)	100	2 U	0.25 U	0.49 U	61	57
W-2-(2)	55	2 U	0.27 U	0.55 U	59	48
W-2-(5)	62	1.9 U	0.24 U	0.48 U	68	55
W-2-(10)	69	2 U	0.27 U	0.55 U	66	53
W-2-(15)	50	2 U	0.26 U	0.52 U	68	56
W-2-(20)	57	1.9 U	1.1	0.48 U	56	44
W-3-(1)	47	2 U	0.27 U	0.54 U	29	31
W-3-(5)	79	2 U	0.27 U	0.53 U	70	54
W-3-(10)	65	2 U	0.26 U	0.53 U	63	49
W-3-(15)	74	1.9 U	0.24 U	0.49 U	55	55
W-3-(20)	65	1.9 U	0.24 U	0.47 U	55	66
W-4-(1)	96	2 U	0.25 U	0.5 U	71	64
W-4-(5)	66	1.9 U	0.23 U	0.47 U	60	57
W-4-(10)	120	2 U	0.27 U	0.53 U	79	89
W-4-(15)	70	2 U	0.25 U	0.5 U	49	60
W-4-(20)	59	1.9 U	0.24 U	0.49 U	49	69
W-5-(1)	91	2 U	0.25 U	0.5 U	46	59
W-5-(5)	43	2 U	0.27 U	0.54 U	27	35
W-5-(10)	97	2 U	0.27 U	0.53 U	52	59
W-5-(15)	58	2 U	0.25 U	0.5 U	45	55
W-5-(20)	72	1.9 U	0.24 U	0.48 U	54	56
E-2-(1)	92	1.9 U	0.24 U	0.47 U	67	54
E-2-(5)	85	1.8 U	0.23 U	0.45 U	68	54
E-2-(10)	100	2 U	0.25 U	0.5 U	68	57
E-2-(15)	85	1.9 U	0.23 U	0.47 U	72	49
E-2-(20)	89	2 U	0.26 U	0.52 U	66	58
ESLs Residential (mg/kg)	820	390	390	0.78	390	23,000
RSLs Residential (mg/kg)	490	390	390	--	390	23,000

Table 2

**Summary of Metal Concentrations
Former Valco Mall**

<u>Sample ID</u> ^{[2][3]}	<u>Nickel</u> (mg/kg)	<u>Selenium</u> (mg/kg)	<u>Silver</u> (mg/kg)	<u>Thallium</u> (mg/kg)	<u>Vanadium</u> (mg/kg)	<u>Zinc</u> (mg/kg)
E1-1	36.7	5 U	2.5 U	2.5 U	37.2	44.7
E1-2	105	4.7 U	2.4 U	2.4 U	64.1	58.3
E1-3	48.7	4.8 U	2.4 U	2.4 U	59.5	35.2
E1-4	87.6	3.7 U	1.8 U	1.8 U	69	48.5
E1-8	36.2	3.7 U	1.9 U	1.9 U	31.2	47.5
E2-1	69.1	3.2 U	1.6 U	1.6 U	36.5	46
E2-2	94.4	3.4 U	1.7 U	1.7 U	47.2	52.6
E2-3	100	3.9 U	1.9 U	1.9 U	49.2	54.8
E2-5	95.6	4.3 U	2.2 U	2.2 U	53.4	53.8
E2-7	90.8	4.6 U	2.3 U	2.3 U	44.5	56.5
E3-1	70.9	3.5 U	1.8 U	1.8 U	47.2	55.2
E3-2	77.5	4.1 U	2.1 U	2.1 U	50	52
E3-4	78.2	3.4 U	1.7 U	1.7 U	54.7	47
E3-6	65.5	3.8 U	1.9 U	1.9 U	66.7	47.7
E4-1	101	4.2 U	2.1 U	2.1 U	61.4	59.7
E4-2	82.4	3.7 U	1.8 U	1.8 U	52.5	56.6
E4-3	93.7	4.4 U	2.2 U	2.2 U	49.2	58
E5-1	72.5	3.3 U	1.7 U	1.7 U	60.9	61.9
E5-2	86.1	4.6 U	2.3 U	2.3 U	59.6	64.6
E5-3	86.9	4.5 U	2.2 U	2.2 U	52.2	52.9
E6-1	82.6	3.6 U	1.8 U	1.8 U	60.3	58
E6-2	98.4	4.8 U	2.4 U	2.4 U	54	57.1
E6-4	81.8	4.2 U	2.1 U	2.1 U	63.9	47.9
E7-1	82.5	4.7 U	2.4 U	2.4 U	51.2	52.2
E7-2	96.6	4.2 U	2.1 U	2.1 U	41.8	53
E7-3	68.6	4.4 U	2.2 U	2.2 U	60.1	51.9
E7-5	68.4	4.2 U	2.1 U	2.1 U	46.4	52.7
E8-1	81.1	4.8 U	2.4 U	2.4 U	52.2	54
E8-2	93.4	4.6 U	2.3 U	2.3 U	52.7	52.7
E8-3	83.1	3.8 U	1.9 U	1.9 U	53.9	49
E8-4	61.8	4.5 U	2.2 U	2.2 U	44.9	49.6
E8-5	62.6	4.7 U	2.3 U	2.3 U	43	50
ESLs Residential (mg/kg)	820	390	390	0.78	390	23,000
RSLs Residential (mg/kg)	490	390	390	--	390	23,000

Table 2

Summary of Metal Concentrations
Former Valco Mall

<u>Sample ID</u> ^{[2][5]}	<u>Lead</u> (mg/kg)	<u>Arsenic</u> ^[6] (mg/kg)
SB-001-(0.5)	38	5.1
SB-001-(1)	56	4.9
SB-001-(2)	6.2	4.4
SB-001-(3)	4.7	3.4
SB-002-(0.5)	16	4.2
SB-002-(1)	8.5	4.0
SB-002-(2)	9.6	4.2
SB-002-(3)	5.9	4.0
SB-003-(0.5)	11	5.2
SB-003-(1)	4.5	2.8
SB-003-(2)	3.3	2.4
SB-003-(3)	5.8	3.4
SB-004-(0.5)	30	6
SB-004-(1)	14	4.1
SB-004-(2)	30 B	6.3
SB-004-(3)	17 B	4.0
SB-005-(0.5)	21 B	4.9
SB-005-(1)	21 B	5.8
SB-005-(2)	6.5 B	4.9
SB-005-(3)	6.2 B	4.4
SB-006-(0.5)	6.7 B	5.6
SB-006-(1)	6.6 B	4.9
SB-006-(2)	5.5 B	4.7
SB-006-(3)	6.5 B	3.9
SB-007-(0.5)	5.2 B	2.7
SB-007-(1)	7.7 B	4.5
SB-007-(2)	6.7 B	4.5
SB-007-(3)	5.9 B	4.9
ESLs Residential (mg/kg)	82	[4]
RSLs Residential (mg/kg)	400	12 ^[4]

Table 2

**Summary of Metal Concentrations
Former Vallco Mall**

Notes:

mg/kg = micrograms per kilogram

ESLs Residential = Environmental Screening Levels (ESLs) for direct exposure to human health for residential shallow soil exposure as established by the San Francisco (SF) Water Board, revised January 2019. Screening levels listed are for either cancer risk or non-cancer hazards; if a screening level for both cancer risk and non-cancer hazards existed, the lower screening level was listed.

RSLs Residential = Regional Screening Levels (RSLs) for exposure to cancer/noncancer residential soil established by the Department of Toxic Substances Control (DTSC), revised November 2018.

U = compound was not detected at a concentration greater than the reporting limit shown

J = compound was detected at a concentration less than the laboratory reporting limit, but greater than the method detection limit

B = analyte detected in the associated method blank and in the sample

-- = not applicable or not available

[1] Samples collected by WSP on 10/30 & 10/31/18. Sample nomenclature is as follows: "sample location - (sample depth)". Gray gradient indicates increased depth.

[2] Bold results indicate the concentration is greater than the reporting limit; results in red font indicate exceedance of screening levels.

[3] Samples collected by Geosphere consultants, inc. on September 6, 2016

[4] Risk-based screening level concentrations of arsenic in soil are often below naturally occurring (background) concentrations. DTSC recognizes 12 mg/kg as the upper bound estimate for background concentrations in California. SF Water Board cited that Duvergé (2011) conducted a study of regional background concentrations of arsenic and proposed an upper estimate for background arsenic (99th percentile) of 11 mg/kg.

[5] Samples collected by WSP on 1/10/2019. Sample nomenclature is as follows: "sample type - sample location - (depth)".

[6] All Arsenic concentrations are below background concentrations established by the SF Water Board and DTSC.

Table 3

**Summary of TPH Concentrations
Former Valco Mall**

<u>Sample ID</u> ^{[1][2]}	<u>TPH-g</u> (mg/kg)	<u>TPH-d</u> (mg/kg)	<u>TPH-mo</u> (mg/kg)
S-1-(1)	1 U	12 Y	270
S-1-(5)	1.1 U	1.3 Y	3.3 J
S-1-(10)	1.1 U	0.48 JY	5 U
S-1-(15)	1 U	0.99 JY	5 U
S-1-(20)	1.1 U	0.55 JY	1.8 JY
S-2-(1)	1.1 U	0.82 JY	5.3
S-2-(5)	1.1 U	11 Y	260
S-2-(10)	1.1 U	22 Y	500
S-2-(15)	1.1 U	0.4 JY	5 U
S-2-(20)	1.1 U	0.42 JY	5 U
S-3-(1)	0.93 U	68 Y	1,600
S-3-(5)	1 U	0.87 JY	2.1 JY
S-3-(10)	1.1 U	2.2 Y	8.2
S-3-(15)	1.1 U	0.93 JY	15
S-3-(20)	0.94 U	1.2 Y	11
S-4-(1)	1.1 U	14 Y	34
S-4-(5)	1.1 U	6.4 Y	100
S-4-(10)	1.1 U	1 Y	9.1
S-4-(15)	1 U	3.8 Y	68
S-4-(20)	1.1 U	1.1 Y	13
S-5-(1)	0.95 U	13 Y	34
S-5-(5)	1.1 U	1.3 Y	2.1 J
S-5-(10)	0.99 U	4.6 Y	97
S-5-(15)	1 U	0.33 JY	5 U
S-5-(20)	0.94 U	1.2 Y	18
S-6-(1)	0.91 U	68 Y	790
S-6-(5)	0.94 U	4 Y	37
S-6-(10)	0.94 U	0.59 JY	5 UB
S-6-(15)	1 U	0.55 JY	5 UB
S-6-(20)	1.1 U	0.57 JY	5 U
S-7-(2)	3.2 Y	61	21
S-7-(5)	0.97 U	0.96 J	1.7 J
S-7-(10)	1.1 U	0.74 JY	5 U
S-7-(15)	0.14 J	0.57 JY	5 U
S-7-(20)	1 U	0.83 JY	1.6 JB
S-8-(1)	1 U	36 Y	1,100
S-8-(5)	1 U	0.76 JY	1.5 JB
S-8-(10)	1.1 U	0.7 JY	5 UB
S-8-(15)	0.94 U	0.85 JY	1.7 J
S-8-(20)	1.1 U	0.7 JY	2.2 J
ESLs Residential (mg/kg)	430	260	12,000
RSLs Residential (mg/kg)	RSLs are for TPH aliphatic and aromatic analytes only		

Table 3

**Summary of TPH Concentrations
Former Valco Mall**

<u>Sample ID</u> ^{[1][2]}	<u>TPH-g</u> (mg/kg)	<u>TPH-d</u> (mg/kg)	<u>TPH-mo</u> (mg/kg)
W-1-(1)	1 U	12 Y	220
W-1-(5)	0.94 U	1.1 Y	12 B
W-1-(10)	0.93 U	2.3 Y	14
W-1-(15)	1 U	1.4 Y	20
W-1-(20)	0.91 U	0.61 J	5 U
W-2-(2)	0.93 U	5.5 J	98
W-2-(5)	0.94 U	0.61 J	1.9 J
W-2-(10)	0.93 U	0.74 J	3.8 J
W-2-(15)	0.99 U	2.4 B Y	2.4 J
W-2-(20)	1.1 U	41 B Y	440
W-3-(1)	0.93 U	4.7 B Y	25
W-3-(5)	1.1 U	2.4 B Y	2.4 J
W-3-(10)	0.97 U	1.9 B Y	2.2 J
W-3-(15)	0.93 U	1.1 B Y	5 U
W-3-(20)	1.1 U	1.6 B Y	2.1 J
W-4-(1)	1.1 U	4.5 B Y	11
W-4-(5)	1.1 U	3 Y	14
W-4-(10)	1.1 U	1.5 Y	6
W-4-(15)	0.94 U	0.6 J	2.1 J
W-4-(20)	1.1 U	1.1 Y	15
W-5-(1)	0.97 U	1.7 Y	4.5 JYZB
W-5-(5)	0.92 U	0.7 JY	5.8 B
W-5-(10)	0.93 U	0.71 JY	3.3 JYZB
W-5-(15)	1 U	0.66 JY	7.5 B
W-5-(20)	1.1 U	0.83 JY	3.3 JB
E-2-(1)	0.91 U	0.79 J	2.8 J
E-2-(5)	1.1 U	11 Y	44
E-2-(10)	0.93 U	1.5 Y	13
E-2-(15)	1.1 U	2.7 Y	28
E-2-(20)	0.91 U	1.5 Y	3.1 J
ESLs Residential (mg/kg)	430	260	12,000
RSLs Residential (mg/kg)	RSLs are for TPH aliphatic and aromatic analytes only		

Table 3

Summary of TPH Concentrations
Former Valco Mall

<u>Sample ID</u> ^{[2][3]}	<u>TPH-g</u> (mg/kg)	<u>TPH-d</u> (mg/kg)	<u>TPH-mo</u> (mg/kg)
E1-1	2.7 U	120 J	841
E1-2	2.5 U	2.4 U	2.4 U
E1-3	2.4 U	2.5 U	2.5 U
E1-4	2.2 U	2.5 U	2.78 J
E1-8	2.5 U	2.6 U	2.6 U
E2-1	2.4 U	2.86 J	11.4
E2-2	2.2 U	2.5 U	2.5 U
E2-3	2.6 U	2.6 U	2.6 U
E2-5	2.6 U	2.5 U	2.5 U
E2-7	2.7 U	2.6 U	2.6 U
E3-1	2.8 U	2.5 U	6.52
E3-2	2.5 U	4.6 J	6.48
E3-4	2.7 U	2.4 U	2.4 J
E3-6	2.4 U	2.5 U	2.5 U
E4-1	2.2 U	2.5 U	3.6 J
E4-2	2.6 U	2.5 U	2.5 U
E4-3	3.1 U	2.5 U	2.5 U
E5-1	2.8 U	88.3	218
E5-2	2.4 U	3.02 J	10.8
E5-3	2.1 U	2.5 U	3.77 J
E6-1	2.8 U	6.24	23.9
E6-2	2.2 U	2.5 U	7.59
E6-4	2.3 U	2.5 U	3.42 J
E7-1	2.1 U	10.1	29.7
E7-2	2.1 U	2.5 U	5.22
E7-3	2.1 U	2.5 U	2.5 U
E7-5	2.4 U	2.5 U	2.5 U
E8-1	1.9 U	10.5	44.5
E8-2	2.1 U	2.5 U	7.88
E8-3	1.9 U	2.5 U	2.5 U
E8-4	2.4 U	2.5 U	2.5 U
E8-5	2.2 U	2.5 U	2.5 U
ESLs Residential (mg/kg)	430	260	12,000
RSLs Residential (mg/kg)	RSLs are for TPH aliphatic and aromatic analytes only		

Table 3

**Summary of TPH Concentrations
Former Valco Mall**

Notes:

mg/kg = micrograms per kilogram

ESLs Residential = Environmental Screening Levels (ESLs) for direct exposure to human health for residential shallow soil exposure as established by the San Francisco (SF) Water Board, revised January 2019. Screening levels listed are for either cancer risk or non-cancer hazards; if a screening level for both cancer risk and non-cancer hazards existed, the lower screening level was listed.

RSLs Residential = Regional Screening Levels (RSLs) for exposure to cancer/noncancer residential soil established by the Department of Toxic Substances Control (DTSC), revised November 2018.

U = compound was not detected at a concentration greater than the reporting limit shown

J = compound was detected at a concentration less than the laboratory reporting limit, but greater than the method detection limit

Y = Sample exhibits chromatographic pattern which does not resemble standard

B = compound was detected in associated method blank

Z = Sample exhibits unknown single peak or peaks

-- = not applicable or not available

[1] Samples collected by WSP on 10/30 & 10/31/18. Sample nomenclature is as follows: "sample location - (sample depth)". Gray gradient indicates

[2] Bold results indicate the concentration is greater than the reporting limit; results in red font indicate exceedance of screening levels.

[3] Samples collected by Geosphere consultants, inc. on September 6, 2016

Table 4

Summary of SVOC and PAH Concentrations
Former Valco Mall

Sample ID ^{[1][2][3]}	ESL Residential (µg/kg) ^[4]	RSLs Residential (µg/kg) ^[5]	S-1-(1) (µg/kg)	S-1-(5) (µg/kg)	S-2-(1) (µg/kg)	S-2-(5) (µg/kg)	S-3-(1) (µg/kg)	S-3-(5) (µg/kg)
Naphthalene	3.80E+03	3.8E+03	320 U	10 U	10 U	1,000 U	990 U	10 U
2-Methylnaphthalene	2.40E+05	2.4E+05	250 U	10 U	10 U	1,000 U	990 U	10 U
Benzo(a)anthracene	1.10E+03	1.1E+03	210 U	10 U	10 U	1,000 U	1,000 U	10 U
Benzo(a)pyrene	1.10E+02	1.1E+02	210 U	9 U	8.8 U	880 U	870 U	8.8 U
Benzo(b)fluoranthene	1.10E+03	1.1E+03	210 U	9 U	9 U	900 U	890 U	9 U
Benzo(g,h,i)perylene	--	--	210 U	10 U	10 U	1,000 U	1,000 U	10 U
Benzo(k)fluoranthene	1.10E+04	1.1E+04	210 U	9 U	9.5 U	950 U	940 U	9.5 U
bis(2-Ethylhexyl)phthalate	3.90E+04	3.9E+04	210 U	13 U	13 U	1,300 U	1,300 U	13 U
Chrysene	1.10E+05	1.1E+05	210 U	11 U	11 U	1,100 U	1,100 U	11 U
Dibenz(a,h)anthracene	1.10E+02	1.1E+02	210 U	9 U	9.4 U	940 U	930 U	9.4 U
Di-n-butylphthalate	--	6.3E+06	240 U	12 U	12 U	1,200 U	1,200 U	12 U
Indeno(1,2,3-cd)pyrene	1.10E+03	1.1E+03	210 U	9 U	8.9 U	890 U	880 U	8.9 U
Pyrene	1.80E+06	1.8E+06	210 U	11 U	11 U	1,100 U	1,100 U	11 U
1-Methylnaphthalene	--	1.8E+04	--	--	--	--	--	--

Table 4

Summary of SVOC and PAH Concentrations
Former Valco Mall

Sample ID ^{[1][2][3]}	ESL Residential (µg/kg) ^[4]	RSLs Residential (µg/kg) ^[5]	S-4-(1) (µg/kg)	S-4-(5) (µg/kg)	S-5-(1) (µg/kg)	S-5-(5) (µg/kg)	S-6-(1) (µg/kg)	S-6-(5) (µg/kg)
Naphthalene	3.80E+03	3.8E+03	100 U	99 U	13 U	10 U	250 U	20 U
2-Methylnaphthalene	2.40E+05	2.4E+05	100 U	99 U	9.9 U	10 U	250 U	20 U
Benzo(a)anthracene	1.10E+03	1.1E+03	100 U	100 U	8.4 U	10 U	250 U	20 U
Benzo(a)pyrene	1.10E+02	1.1E+02	88 U	87 U	8.4 U	8.8 U	220 U	18 U
Benzo(b)fluoranthene	1.10E+03	1.1E+03	90 U	89 U	8.4 U	9 U	220 U	18 U
Benzo(g,h,i)perylene	--	--	100 U	100 U	8.4 U	10 U	250 U	20 U
Benzo(k)fluoranthene	1.10E+04	1.1E+04	95 U	94 U	8.4 U	9.6 U	240 U	19 U
bis(2-Ethylhexyl)phthalate	3.90E+04	3.9E+04	130 U	130 U	9 J	13 U	330 U	26 U
Chrysene	1.10E+05	1.1E+05	110 U	110 U	8.4 U	11 U	280 U	23 U
Dibenz(a,h)anthracene	1.10E+02	1.1E+02	94 U	92 U	8.4 U	9.4 U	230 U	19 U
Di-n-butylphthalate	--	6.3E+06	120 U	120 U	9.5 U	12 U	300 U	24 U
Indeno(1,2,3-cd)pyrene	1.10E+03	1.1E+03	89 U	87 U	8.4 U	8.9 U	220 U	18 U
Pyrene	1.80E+06	1.8E+06	110 U	110 U	8.4 U	11 U	270 U	22 U
1-Methylnaphthalene	--	1.8E+04	--	--	--	--	--	--

Table 4

**Summary of SVOC and PAH Concentrations
Former Valco Mall**

Sample ID ^{[1][2][3]}	ESL Residential (µg/kg) ^[4]	RSLs Residential (µg/kg) ^[5]	S-7-(2) (µg/kg)	S-7-(5) (µg/kg)	S-8-(1) (µg/kg)	S-8-(5) (µg/kg)	W-1-(1) (µg/kg)	W-1-(5) (µg/kg)
Naphthalene	3.80E+03	3.8E+03	150 J	13 U	990 U	13 U	1,300 U	26 U
2-Methylnaphthalene	2.40E+05	2.4E+05	590	9.9 U	990 U	10 U	990 U	20 U
Benzo(a)anthracene	1.10E+03	1.1E+03	52 U	8.3 U	1,000 U	8.5 U	840 U	17 U
Benzo(a)pyrene	1.10E+02	1.1E+02	44 U	8.3 U	870 U	8.5 U	840 U	17 U
Benzo(b)fluoranthene	1.10E+03	1.1E+03	45 U	8.3 U	890 U	8.5 U	840 U	17 U
Benzo(g,h,i)perylene	--	--	51 U	8.3 U	1,000 U	8.5 U	840 U	17 U
Benzo(k)fluoranthene	1.10E+04	1.1E+04	48 U	8.3 U	940 U	8.5 U	840 U	17 U
bis(2-Ethylhexyl)phthalate	3.90E+04	3.9E+04	66 U	8.5 U	1,300 U	8.6 U	850 U	17 U
Chrysene	1.10E+05	1.1E+05	57 U	8.3 U	1,100 U	8.5 U	840 U	17 U
Dibenz(a,h)anthracene	1.10E+02	1.1E+02	47 U	8.3 U	930 U	8.5 U	840 U	17 U
Di-n-butylphthalate	--	6.3E+06	61 U	12 J	1,200 U	9.6 U	950 U	19 U
Indeno(1,2,3-cd)pyrene	1.10E+03	1.1E+03	44 U	8.3 U	870 U	8.5 U	840 U	17 U
Pyrene	1.80E+06	1.8E+06	55 U	8.3 U	1,100 U	8.5 U	840 U	17 U
1-Methylnaphthalene	--	1.8E+04	--	--	--	--	--	--

Table 4

Summary of SVOC and PAH Concentrations
Former Valco Mall

Sample ID ^{[1][2][3]}	ESL Residential (µg/kg) ^[4]	RSLs Residential (µg/kg) ^[5]	W-2-(2) (µg/kg)	W-2-(5) (µg/kg)	W-3-(1) (µg/kg)	W-3-(5) (µg/kg)	W-4-(1) (µg/kg)	W-4-(5) (µg/kg)
Naphthalene	3.80E+03	3.8E+03	260 U	13 U	100 U	10 U	50 U	50 U
2-Methylnaphthalene	2.40E+05	2.4E+05	200 U	9.9 U	100 U	10 U	50 U	50 U
Benzo(a)anthracene	1.10E+03	1.1E+03	170 U	8.4 U	100 U	10 U	51 U	51 U
Benzo(a)pyrene	1.10E+02	1.1E+02	170 U	8.4 U	88 U	8.9 U	44 U	44 U
Benzo(b)fluoranthene	1.10E+03	1.1E+03	170 U	8.4 U	90 U	9.1 U	45 U	45 U
Benzo(g,h,i)perylene	--	--	170 U	8.4 U	100 U	10 U	50 U	51 U
Benzo(k)fluoranthene	1.10E+04	1.1E+04	170 U	8.4 U	95 U	9.6 U	47 U	48 U
bis(2-Ethylhexyl)phthalate	3.90E+04	3.9E+04	170 U	8.5 U	130 U	13 U	65 U	65 U
Chrysene	1.10E+05	1.1E+05	170 U	8.4 U	110 U	11 U	56 U	57 U
Dibenz(a,h)anthracene	1.10E+02	1.1E+02	170 U	8.4 U	93 U	9.5 U	46 U	47 U
Di-n-butylphthalate	--	6.3E+06	190 U	11 J	120 U	12 U	60 U	61 U
Indeno(1,2,3-cd)pyrene	1.10E+03	1.1E+03	170 U	8.4 U	88 U	9 U	44 U	44 U
Pyrene	1.80E+06	1.8E+06	170 U	8.4 U	110 U	11 U	54 U	55 U
1-Methylnaphthalene	--	1.8E+04	--	--	--	--	--	--

Table 4

Summary of SVOC and PAH Concentrations
Former Valco Mall

Sample ID ^{[1][2][3]}	ESL Residential (µg/kg) ^[4]	RSLs Residential (µg/kg) ^[5]	W-5-(1) (µg/kg)	W-5-(5) (µg/kg)	E-2-(1) (µg/kg)	E-2-(5) (µg/kg)
Naphthalene	3.80E+03	3.8E+03	13 U	26 U	13 U	130 U
2-Methylnaphthalene	2.40E+05	2.4E+05	9.9 U	20 U	9.8 U	99 U
Benzo(a)anthracene	1.10E+03	1.1E+03	8.4 U	17 U	8.3 U	83 U
Benzo(a)pyrene	1.10E+02	1.1E+02	8.4 U	17 U	8.3 U	83 U
Benzo(b)fluoranthene	1.10E+03	1.1E+03	8.4 U	17 U	8.3 U	83 U
Benzo(g,h,i)perylene	--	--	8.4 U	17 U	8.3 U	83 U
Benzo(k)fluoranthene	1.10E+04	1.1E+04	8.4 U	17 U	8.3 U	83 U
bis(2-Ethylhexyl)phthalate	3.90E+04	3.9E+04	8.5 U	17 U	18 J	85 U
Chrysene	1.10E+05	1.1E+05	8.4 U	17 U	8.3 U	83 U
Dibenz(a,h)anthracene	1.10E+02	1.1E+02	8.4 U	17 U	8.3 U	83 U
Di-n-butylphthalate	--	6.3E+06	9.5 U	19 U	9.4 U	95 U
Indeno(1,2,3-cd)pyrene	1.10E+03	1.1E+03	8.4 U	17 U	8.3 U	83 U
Pyrene	1.80E+06	1.8E+06	8.4 U	17 U	8.3 U	83 U
1-Methylnaphthalene	--	1.8E+04	--	--	--	--

Table 4

**Summary of SVOC and PAH Concentrations
Former Valco Mall**

Sample ID ^{[1][2][3]}	ESL Residential (µg/kg) ^[4]	RSLs Residential (µg/kg) ^[5]	E1-1 ^[6] (µg/kg)	E1-2 ^[6] (µg/kg)	E1-3 ^[6] (µg/kg)	E1-4 ^[6] (µg/kg)	E1-8 ^[6] (µg/kg)	E2-1 ^[6] (µg/kg)
Naphthalene	3.80E+03	3.8E+03	110 U	26 U	27 U	27 U	26 U	26 U
2-Methylnaphthalene	2.40E+05	2.4E+05	178 J	26 U	27 U	27 U	26 U	26 U
Benzo(a)anthracene	1.10E+03	1.1E+03	14 U	3.2 U	3.3 U	3.4 U	3.2 U	3.3 U
Benzo(a)pyrene	1.10E+02	1.1E+02	29.7 J	3.2 U	3.3 U	3.4 U	3.2 U	3.3 U
Benzo(b)fluoranthene	1.10E+03	1.1E+03	41.6 J	3.2 U	3.3 U	3.4 U	3.2 U	3.3 U
Benzo(g,h,i)perylene	--	--	31.6 J	3.2 U	3.3 U	3.4 U	3.2 U	3.3 U
Benzo(k)fluoranthene	1.10E+04	1.1E+04	20.3 J	3.2 U	3.3 U	3.4 U	3.2 U	3.3 U
bis(2-Ethylhexyl)phthalate	3.90E+04	3.9E+04	33 U	33 U	33 U	33 U	33 U	38.8 J
Chrysene	1.10E+05	1.1E+05	55.3	3.2 U	3.3 U	3.4 U	3.2 U	3.3 U
Dibenz(a,h)anthracene	1.10E+02	1.1E+02	17.6 J	3.2 U	3.3 U	3.4 U	3.2 U	3.3 U
Di-n-butylphthalate	--	6.3E+06	67 U	66 U	66 U	66 U	66 U	67 U
Indeno(1,2,3-cd)pyrene	1.10E+03	1.1E+03	14 U	3.2 U	3.3 U	3.4 U	3.2 U	3.3 U
Pyrene	1.80E+06	1.8E+06	68 U	16 U	17 U	17 U	16 U	16 U
1-Methylnaphthalene	--	1.8E+04	168 J	26 U	27 U	27 U	26 U	26 U

Table 4

**Summary of SVOC and PAH Concentrations
Former Valco Mall**

Sample ID ^{[1][2][3]}	ESL Residential (µg/kg) ^[4]	RSLs Residential (µg/kg) ^[5]	E2-2 ^[6] (µg/kg)	E2-3 ^[6] (µg/kg)	E2-5 ^[6] (µg/kg)	E2-7 ^[6] (µg/kg)	E3-1 ^[6] (µg/kg)	E3-2 ^[6] (µg/kg)
Naphthalene	3.80E+03	3.8E+03	27 U	26 U	26 U	27 U	26 U	27 U
2-Methylnaphthalene	2.40E+05	2.4E+05	27 U	26 U	26 U	27 U	26 U	27 U
Benzo(a)anthracene	1.10E+03	1.1E+03	3.4 U	3.2 U	3.3 U	3.4 U	3.2 U	3.4 U
Benzo(a)pyrene	1.10E+02	1.1E+02	3.4 U	3.2 U	3.3 U	3.4 U	3.2 U	3.4 U
Benzo(b)fluoranthene	1.10E+03	1.1E+03	3.4 U	3.2 U	3.3 U	3.4 U	3.2 U	3.4 U
Benzo(g,h,i)perylene	--	--	3.4 U	3.2 U	3.3 U	3.4 U	3.2 U	3.4 U
Benzo(k)fluoranthene	1.10E+04	1.1E+04	3.4 U	3.2 U	3.3 U	3.4 U	3.2 U	3.4 U
bis(2-Ethylhexyl)phthalate	3.90E+04	3.9E+04	33 U	33 U	33 U	34 U	33 U	33 U
Chrysene	1.10E+05	1.1E+05	3.4 U	3.2 U	3.3 U	3.4 U	3.2 U	3.4 U
Dibenz(a,h)anthracene	1.10E+02	1.1E+02	3.4 U	3.2 U	3.3 U	3.4 U	3.2 U	3.4 U
Di-n-butylphthalate	--	6.3E+06	66 U	66 U	66 U	67 U	66 U	67 U
Indeno(1,2,3-cd)pyrene	1.10E+03	1.1E+03	3.4 U	3.2 U	3.3 U	3.4 U	3.2 U	3.4 U
Pyrene	1.80E+06	1.8E+06	17 U	16 U	16 U	17 U	16 U	17 U
1-Methylnaphthalene	--	1.8E+04	27 U	26 U	26 U	27 U	26 U	27 U

Table 4

**Summary of SVOC and PAH Concentrations
Former Valco Mall**

Sample ID ^{[1][2][3]}	ESL Residential (µg/kg) ^[4]	RSLs Residential (µg/kg) ^[5]	E3-4 ^[6] (µg/kg)	E3-6 ^[6] (µg/kg)	E4-1 ^[6] (µg/kg)	E4-2 ^[6] (µg/kg)	E4-3 ^[6] (µg/kg)	E5-1 ^[6] (µg/kg)
Naphthalene	3.80E+03	3.8E+03	28 U	27 U	27 U	26 U	27 U	26 U
2-Methylnaphthalene	2.40E+05	2.4E+05	28 U	27 U	27 U	26 U	27 U	26 U
Benzo(a)anthracene	1.10E+03	1.1E+03	3.4 U	3.3 U	3.4 U	3.3 U	3.4 U	24.6
Benzo(a)pyrene	1.10E+02	1.1E+02	3.4 U	3.3 U	3.4 U	3.3 U	3.4 U	23.3
Benzo(b)fluoranthene	1.10E+03	1.1E+03	3.4 U	3.3 U	3.4 U	3.3 U	3.4 U	19.4
Benzo(g,h,i)perylene	--	--	3.4 U	3.3 U	3.4 U	3.3 U	3.4 U	40.2
Benzo(k)fluoranthene	1.10E+04	1.1E+04	3.4 U	3.3 U	3.4 U	3.3 U	3.4 U	7.3 J
bis(2-Ethylhexyl)phthalate	3.90E+04	3.9E+04	33 U	34 U	33 U	34 U	33 U	34 U
Chrysene	1.10E+05	1.1E+05	3.4 U	3.3 U	3.4 U	3.3 U	3.4 U	85.8
Dibenz(a,h)anthracene	1.10E+02	1.1E+02	3.4 U	3.3 U	3.4 U	3.3 U	3.4 U	12.6 J
Di-n-butylphthalate	--	6.3E+06	66 U	67 U	67 U	68 U	66 U	67.0 U
Indeno(1,2,3-cd)pyrene	1.10E+03	1.1E+03	3.4 U	3.3 U	3.4 U	3.3 U	3.4 U	9.3 J
Pyrene	1.80E+06	1.8E+06	17 U	17 U	17 U	16 U	17 U	30.9 J
1-Methylnaphthalene	--	1.8E+04	28 U	27 U	27 U	26 U	27 U	26.0 U

Table 4

**Summary of SVOC and PAH Concentrations
Former Valco Mall**

Sample ID ^{[1][2][3]}	ESL Residential (µg/kg) ^[4]	RSLs Residential (µg/kg) ^[5]	E5-2 ^[6] (µg/kg)	E5-3 ^[6] (µg/kg)	E6-1 ^[6] (µg/kg)	E6-2 ^[6] (µg/kg)	E6-4 ^[6] (µg/kg)	E7-1 ^[6] (µg/kg)	E7-2 ^[6] (µg/kg)
Naphthalene	3.80E+03	3.8E+03	26 U	27 U	27 U	27 U	27 U	27 U	26 U
2-Methylnaphthalene	2.40E+05	2.4E+05	26 U	27 U	27 U	27 U	27 U	27 U	26 U
Benzo(a)anthracene	1.10E+03	1.1E+03	3.3 U	3.4 U	3.4 U	3.4 U	3.4 U	3.4 U	3.3 U
Benzo(a)pyrene	1.10E+02	1.1E+02	3.3 U	3.4 U	3.4 U	3.4 U	3.4 U	3.4 U	3.3 U
Benzo(b)fluoranthene	1.10E+03	1.1E+03	3.3 U	3.4 U	4.0 J	3.4 U	3.4 U	3.4 U	3.3 U
Benzo(g,h,i)perylene	--	--	3.3 U	3.4 U	3.4 U	3.4 U	3.4 U	3.4 U	3.3 U
Benzo(k)fluoranthene	1.10E+04	1.1E+04	3.3 U	3.4 U	3.4 U	3.4 U	3.4 U	3.4 U	3.3 U
bis(2-Ethylhexyl)phthalate	3.90E+04	3.9E+04	33 U	33 U	33 U	33 U	33 U	33 U	33 U
Chrysene	1.10E+05	1.1E+05	3.3 U	3.4 U	4.9 J	3.4 U	3.4 U	3.4 U	3.3 U
Dibenz(a,h)anthracene	1.10E+02	1.1E+02	3.3 U	3.4 U	3.4 U	3.4 U	3.4 U	3.4 U	3.3 U
Di-n-butylphthalate	--	6.3E+06	67 U	66 U	66 U	67 U	67 U	67 U	66 U
Indeno(1,2,3-cd)pyrene	1.10E+03	1.1E+03	3.3 U	3.4 U	3.4 U	3.4 U	3.4 U	3.4 U	3.3 U
Pyrene	1.80E+06	1.8E+06	16 U	17 U	17 U	17 U	17 U	17 U	17 U
1-Methylnaphthalene	--	1.8E+04	26 U	27 U	27 U	27 U	27 U	27 U	26 U

Table 4

**Summary of SVOC and PAH Concentrations
Former Valco Mall**

Sample ID ^{[1][2][3]}	ESL Residential (µg/kg) ^[4]	RSLs Residential (µg/kg) ^[5]	E7-3 ^[6] (µg/kg)	E7-5 ^[6] (µg/kg)	E8-1 ^[6] (µg/kg)	E8-2 ^[6] (µg/kg)	E8-3 ^[6] (µg/kg)	E8-4 ^[6] (µg/kg)	E8-5 ^[6] (µg/kg)
Naphthalene	3.80E+03	3.8E+03	27 U	27 U	26 U	26 U	27 U	26 U	26 U
2-Methylnaphthalene	2.40E+05	2.4E+05	27 U	27 U	26 U	26 U	27 U	26 U	26 U
Benzo(a)anthracene	1.10E+03	1.1E+03	3.4 U	3.4 U	3.3 U	3.2 U	3.3 U	3.3 U	3.3 U
Benzo(a)pyrene	1.10E+02	1.1E+02	3.4 U	3.4 U	3.3 U	3.2 U	3.3 U	3.3 U	3.3 U
Benzo(b)fluoranthene	1.10E+03	1.1E+03	3.4 U	3.4 U	3.3 U	3.2 U	3.3 U	3.3 U	3.3 U
Benzo(g,h,i)perylene	--	--	3.4 U	3.4 U	3.3 U	3.2 U	3.3 U	3.3 U	3.3 U
Benzo(k)fluoranthene	1.10E+04	1.1E+04	3.4 U	3.4 U	3.3 U	3.2 U	3.3 U	3.3 U	3.3 U
bis(2-Ethylhexyl)phthalate	3.90E+04	3.9E+04	33 U	33 U	33 U	33 U	33 U	33 U	33 U
Chrysene	1.10E+05	1.1E+05	3.4 U	3.4 U	3.3 U	3.2 U	3.3 U	3.3 U	3.3 U
Dibenz(a,h)anthracene	1.10E+02	1.1E+02	3.4 U	3.4 U	3.3 U	3.2 U	3.3 U	3.3 U	3.3 U
Di-n-butylphthalate	--	6.3E+06	67 U	67 U	67 U	67 U	66 U	66 U	67 U
Indeno(1,2,3-cd)pyrene	1.10E+03	1.1E+03	3.4 U	3.4 U	3.3 U	3.2 U	3.3 U	3.3 U	3.3 U
Pyrene	1.80E+06	1.8E+06	17 U	17 U	16 U	16 U	17 U	17 U	16 U
1-Methylnaphthalene	--	1.8E+04	27 U	27 U	26 U	26 U	27 U	26 U	26 U

Table 4

**Summary of SVOC and PAH Concentrations
Former Vallco Mall**

Notes:

ug/kg = milligrams per kilogram

U = compound was not detected at a concentration greater than the method detection limit shown

J = compound was detected at a concentration less than the laboratory reporting limit, but greater than the method detection limit

ND = compound was not detected at a concentration greater than the method detection limit

-- = not applicable or not available

[1] Samples collected by WSP on 10/30 & 10/31/18. Sample nomenclature is as follows: "sample location - (sample depth)".

[2] Bold results indicate the concentration is greater than the reporting limit.

[3] Only SVOCs or PAHs detected above the method detection limit in at least one boring are shown. All other SVOC or PAH compounds were not

[4] = Environmental Screening Levels (ESLs) for direct exposure to human health for residential shallow soil exposure as established by the San Francisco (SF) Water Board, revised January 2019. Screening levels listed are for either cancer risk or non-cancer hazards; if a screening level for both cancer risk and non-cancer hazards existed, the lower screening level was listed.

[5] Regional Screening Levels (RSLs) for exposure to cancer/noncancer residential soil established by the Department of Toxic Substances Control (DTSC), revised November 2018. Concentration in µg/kg.

[6] Samples collected by Geosphere consultants, inc. on September 6, 2016

Table 5

Summary of Pesticide Concentrations
Former Valco Mall

<u>Sample ID</u> ^{[1][2][8]}	4,4'-DDD (µg/kg)	4,4'-DDE (µg/kg)	4,4'-DDT (µg/kg)	Aldrin (µg/kg)	alpha-BHC (µg/kg)	alpha-Chlordane ^[5] (µg/kg)
S-1-(1)	1.5 U	19 J	11 J	0.61 U	1 U	1.8 U
S-1-(5)	0.079 U	9.1 #	3.4	0.061 U	0.1 U	0.18 U
S-2-(1)	0.57 J	3.5 #	1.3 J	0.06 U	0.099 U	0.18 U
S-2-(5)	1.6 U	1.6 U	1.8 U	1.2 U	2 U	3.6 U
S-3-(1)	4 U	4 U	4.5 U	3 U	5 U	8.9 U
S-3-(5)	0.59 J C	3.3 #	0.34 U	0.061 U	0.1 U	0.18 U
S-4-(1)	6.3 #	65 #	1.2 J C	0.14 J C	0.23 J	0.18 U
S-4-(5)	0.079 U	0.098 U	0.089 U	0.06 U	0.099 U	0.18 U
S-5-(1)	0.16 U	0.18 J C	0.65 U	0.12 U	0.2 U	0.35 U
S-5-(5)	0.48 J	1.5 J	0.088 U	0.06 U	0.098 U	0.17 U
S-6-(1)	0.15 U	1.2 J	0.33 U	0.091 U	0.087 U	0.14 U
S-6-(5)	1.6 U	1.6 U	1.7 U	1.2 U	2 U	3.5 U
S-7-(2)	3.2 C	63 #	7.4 C #	0.97 J C	0.09 U	4.2 C #
S-7-(5)	0.19 J C	0.88 J	0.85 J	0.061 U	0.1 U	0.18 U
S-8-(1)	0.81 U	1.5 J C	0.92 U	0.62 U	1 U	1.8 U
S-8-(5)	0.082 U	0.082 U	0.092 U	0.062 U	0.1 U	0.18 U
W-1-(1)	0.16 U	0.16 U	0.18 U	0.13 U	0.21 U	0.37 U
W-1-(5)	0.08 U	0.08 U	0.09 U	0.061 U	0.1 U	0.18 U
W-2-(2)	1.5 J C	0.08	38 #	0.46 U	0.44 U	0.7 U
W-2-(5)	0.078 U	0.078 U	0.088 U	0.06 U	0.099 U	0.18 U
W-3-(1)	0.078 U	0.35 J	0.088 U	0.06 U	0.099 U	0.18 U
W-3-(5)	0.08 U	0.08 U	0.09 U	0.061 U	0.1 U	0.18 U
W-4-(1)	2.4	35	13 #	0.061 U	0.1 U	0.15 J C
W-4-(5)	0.079 U	0.079 U	0.09 U	0.061 U	0.1 U	0.18 U
W-5-(1)	0.15 U	1.7 J	0.77 J	0.061 U	0.1 U	0.18 U
W-5-(5)	0.082 U	0.082 U	0.092 U	0.063 U	0.1 U	0.18 U
E-2-(1)	0.08 U	0.33 J	0.09 U	0.061 U	0.1 U	0.18 U
E-2-(5)	47 #	81 #	1.7 U	4.2 J	0.5 U	1.2 J C
ESLs Residential (µg/kg)	2.70E+03	1.80E+03	1.90E+03	3.50E+01	--	4.80E+02
RSLs Residential (µg/kg)	1.9E+03	2.0E+03	1.9E+03	3.9E+01	8.6E+01	1.7E+03

Table 5
Summary of Pesticide Concentrations
Former Valco Mall

Sample ID ^{[2][3][8]}	4,4'-DDD (µg/kg)	4,4'-DDE (µg/kg)	4,4'-DDT (µg/kg)	Aldrin (µg/kg)	alpha-BHC (µg/kg)	alpha-Chlordane ^{[5][9]} (µg/kg)
E1-1	12 U	11 U	13 U	10 U	10 U	140 U
E1-2	0.56 U	0.53 U	0.64 U	0.5 U	0.5 U	6.5 U
E1-3	0.58 U	0.54 U	0.66 U	0.51 U	0.52 U	6.8 U
E1-4	0.57 U	0.53 U	0.64 U	0.5 U	0.51 U	6.6 U
E1-8	0.58 U	0.54 U	0.66 U	0.51 U	0.52 U	6.7 U
E2-1	0.57 U	0.53 U	0.65 U	0.5 U	0.51 U	6.6 U
E2-2	0.57 U	0.53 U	0.64 U	0.5 U	0.51 U	6.6 U
E2-3	0.58 U	0.54 U	0.66 U	0.51 U	0.52 U	6.7 U
E2-5	0.56 U	0.53 U	0.64 U	0.5 U	0.5 U	6.5 U
E2-7	0.57 U	0.54 U	0.65 U	0.51 U	0.51 U	6.7 U
E3-1	0.57 U	0.53 U	0.65 U	0.5 U	0.51 U	6.6 U
E3-2	1.7 J	20.8	0.65 U	0.51 U	0.51 U	6.7 U
E3-4	0.58 U	0.54 U	0.66 U	0.51 U	0.52 U	6.7 U
E3-6	0.56 U	0.52 U	0.64 U	0.49 U	0.5 U	6.5 U
E4-1	0.57 U	0.53 U	0.64 U	0.5 U	0.51 U	6.6 U
E4-2	0.58 U	0.54 U	0.66 U	0.51 U	0.52 U	6.7 U
E4-3	0.57 U	0.54 U	0.65 U	0.51 U	0.51 U	6.7 U
E5-1	22.6 J	5.4 U	33.6 J	5.1 U	5.2 U	68 U
E5-2	2.8 U	24.7	8.4 J	2.5 U	2.5 U	33 U
E5-3	0.57 U	0.53 U	0.65 U	0.5 U	0.51 U	6.6 U
E6-1	29.5 J	140	70.2	5.1 U	5.1 U	67 U
E6-2	0.57 U	0.54 U	0.65 U	0.51 U	0.51 U	6.7 U
E6-4	0.59 U	0.55 U	0.67 U	0.52 U	0.52 U	6.8 U
E7-1	2.9 U	8.8 J	3.3 U	2.5 U	2.6 U	33 U
E7-2	0.58 U	0.54 U	0.66 U	0.51 U	0.52 U	6.8 U
E7-3	0.57 U	0.54 U	0.65 U	0.51 U	0.51 U	6.7 U
E7-5	0.57 U	0.54 U	0.65 U	0.51 U	0.51 U	6.7 U
E8-1	0.56 U	0.63 J	1.2 J	0.49 U	0.5 U	6.5 U
E8-2	0.56 U	0.52 U	0.64 U	0.49 U	0.5 U	6.5 U
E8-3	0.57 U	0.53 U	0.64 U	0.5 U	0.51 U	6.6 U
E8-4	0.56 U	0.52 U	0.64 U	0.49 U	0.5 U	6.5 U
E8-5	0.57 U	0.54 U	0.65 U	0.51 U	0.51 U	6.7 U
ESLs Residential (µg/kg)	2.70E+03	1.80E+03	1.90E+03	3.50E+01	--	4.80E+02
RSLs Residential (µg/kg)	1.9E+03	2.0E+03	1.9E+03	3.9E+01	8.6E+01	1.7E+03

Table 5

Summary of Pesticide Concentrations
Former Valco Mall

<u>Sample ID</u> ^{[1][2][8]}	beta-BHC (µg/kg)	delta-BHC (µg/kg)	Dieldrin (µg/kg)	Endosulfan I ^[6] (µg/kg)	Endosulfan II ^[6] (µg/kg)	Endosulfan sulfate (µg/kg)	Endrin (µg/kg)
S-1-(1)	0.64 U	0.8 U	3.8 J	0.8 U	0.8 U	0.74 U	0.66 U
S-1-(5)	0.064 U	0.079 U	0.79 J	0.079 U	0.079 U	0.074 U	0.066 U
S-2-(1)	0.063 U	0.079 U	0.99 J	0.11 U	0.079 U	0.073 U	0.065 U
S-2-(5)	1.3 U	1.6 U	1.6 U	1.6 U	1.6 U	1.5 U	1.3 U
S-3-(1)	3.2 U	4 U	4 U	4 U	4 U	3.7 U	3.3 U
S-3-(5)	0.065 U	0.08 U	0.17 J	0.08 U	0.08 U	0.18 U	0.066 U
S-4-(1)	0.087 J C	0.094 J C	15 #	0.079 U	0.079 U	0.18 U	0.066 U
S-4-(5)	0.064 U	0.079 U	0.079 U	0.079 U	0.079 U	0.073 U	0.066 U
S-5-(1)	0.13 U	0.16 U	0.16 U	0.16 U	0.18 J C	0.35 U	0.6 J C
S-5-(5)	0.063 U	0.078 U	0.8 J	0.078 U	0.078 U	0.072 U	0.065 U
S-6-(1)	0.11 U	0.15 U	0.086 U	0.11 U	0.12 U	0.17 U	0.2 U
S-6-(5)	1.3 U	1.6 U	2.2 J	1.6 U	1.6 U	1.4 U	4 U
S-7-(2)	0.065 U	0.16 U	36 C #	0.08 U	0.08 U	0.18 U	15 #
S-7-(5)	0.065 U	0.08 U	0.54 J	0.11 U	0.08 U	0.18 U	0.067 U
S-8-(1)	0.66 U	0.81 U	0.81 U	0.81 U	0.81 U	0.75 U	0.68 U
S-8-(5)	0.066 U	0.082 U	0.082 U	0.082 U	0.082 U	0.076 U	0.068 U
W-1-(1)	0.13 U	0.16 U	0.16 U	0.16 U	0.16 U	0.15 U	0.14 U
W-1-(5)	0.064 U	0.08 U	0.08 U	0.11 U	0.08 U	0.074 U	0.066 U
W-2-(2)	0.56 U	0.77 U	2.5 J	0.53 U	0.6 U	0.87 U	1 U
W-2-(5)	0.063 U	0.078 U	0.11 J C	0.21 J	0.078 U	0.073 U	0.2 U
W-3-(1)	0.063 U	0.078 U	0.078 U	0.078 U	0.078 U	0.073 U	0.2 U
W-3-(5)	0.064 U	0.08 U	0.08 U	0.08 U	0.08 U	0.074 U	0.21 U
W-4-(1)	0.064 U	0.08 U	2.9	0.08 U	0.08 U	0.074 U	0.21 U
W-4-(5)	0.064 U	0.079 U	0.079 U	0.079 U	0.079 U	0.074 U	0.21 U
W-5-(1)	0.064 U	0.08 U	0.15 J	0.08 U	0.08 U	0.074 U	0.066 U
W-5-(5)	0.066 U	0.082 U	0.082 U	0.11 U	0.082 U	0.076 U	0.068 U
E-2-(1)	0.065 U	0.08 U	0.24 J	0.08 U	0.08 U	0.074 U	0.066 U
E-2-(5)	0.32 U	0.4 U	81 #	0.6 J C	0.4 U	0.37 U	0.33 U
ESLs Residential (µg/kg)	--	--	3.70E+01	4.20E+05	4.20E+05	--	2.10E+04
RSLs Residential (µg/kg)	3.0E+02	--	3.4E+01	4.7E+05	470,000	--	1.9E+04

Table 5
Summary of Pesticide Concentrations
Former Valco Mall

<u>Sample ID</u> ^{[2][3][8]}	beta-BHC (µg/kg)	delta-BHC (µg/kg)	Dieldrin (µg/kg)	Endosulfan I ^[6] (µg/kg)	Endosulfan II ^[6] (µg/kg)	Endosulfan sulfate (µg/kg)	Endrin (µg/kg)
E1-1	10 U	9.9 U	13 U	9.9 U	13 U	13 U	13 U
E1-2	0.5 U	0.48 U	0.61 U	0.48 U	0.6 U	0.61 U	0.61 U
E1-3	0.52 U	0.49 U	0.64 U	0.49 U	0.63 U	63 U	0.63 U
E1-4	0.5 U	0.48 U	0.62 U	0.48 U	0.61 U	0.62 U	0.61 U
E1-8	0.51 U	0.49 U	0.63 U	0.49 U	0.62 U	0.63 U	0.62 U
E2-1	0.51 U	0.48 U	0.62 U	0.48 U	0.61 U	0.62 U	0.62 U
E2-2	0.5 U	0.48 U	0.62 U	0.48 U	0.61 U	0.62 U	0.61 U
E2-3	0.51 U	0.49 U	0.63 U	0.49 U	0.62 U	0.63 U	0.62 U
E2-5	0.5 U	0.48 U	0.61 U	0.48 U	0.6 U	0.61 U	0.61 U
E2-7	0.51 U	0.49 U	0.63 U	0.49 U	0.62 U	0.62 U	0.62 U
E3-1	0.51 U	0.48 U	0.62 U	0.48 U	0.61 U	0.62 U	0.62 U
E3-2	0.51 U	0.49 U	2.5 J	0.49 U	0.62 U	0.62 U	0.62 U
E3-4	0.51 U	0.49 U	0.63 U	0.49 U	0.62 U	0.63 U	0.62 U
E3-6	0.5 U	0.47 U	0.61 U	0.47 U	0.6 U	0.61 U	0.6 U
E4-1	0.5 U	0.48 U	0.62 U	0.48 U	0.61 U	0.62 U	0.61 U
E4-2	0.51 U	0.49 U	0.63 U	0.49 U	0.62 U	0.63 U	0.62 U
E4-3	0.51 U	0.49 U	0.63 U	0.49 U	0.62 U	0.62 U	0.62 U
E5-1	5.2 U	4.9 U	6.4 U	4.9 U	6.3 U	6.3 U	6.3 U
E5-2	2.5 U	2.4 U	5.5 J	2.4 U	3.1 U	3.1 U	3.1 U
E5-3	0.51 U	0.48 U	0.62 U	0.48 U	0.61 U	0.62 U	0.62 U
E6-1	5.1 U	4.9 U	32.2	4.9 U	6.2 U	6.2 U	6.2 U
E6-2	0.51 U	0.49 U	0.63 U	0.49 U	0.62 U	0.62 U	0.62 U
E6-4	0.52 U	0.5 U	0.64 U	0.5 U	0.63 U	0.64 U	0.63 U
E7-1	2.6 U	2.4 U	4.9 J	8.3 U	8.3 U	3.1 U	3.1 U
E7-2	0.52 U	0.49 U	0.64 U	0.49 U	0.63 U	0.63 U	0.63 U
E7-3	0.51 U	0.49 U	0.63 U	0.49 U	0.62 U	0.62 U	0.62 U
E7-5	0.51 U	0.49 U	0.63 U	0.49 U	0.62 U	0.62 U	0.62 U
E8-1	0.5 U	0.47 U	0.61 U	0.47 U	0.6 U	0.61 U	0.6 U
E8-2	0.5 U	0.47 U	0.61 U	0.47 U	0.6 U	0.61 U	0.6 U
E8-3	0.5 U	0.48 U	0.62 U	0.48 U	0.61 U	0.62 U	0.61 U
E8-4	0.5 U	0.47 U	0.61 U	0.47 U	0.6 U	0.61 U	0.6 U
E8-5	0.51 U	0.49 U	0.63 U	0.49 U	0.62 U	0.62 U	0.62 U
ESLs Residential (µg/kg)	--	--	3.70E+01	4.20E+05	4.20E+05	--	2.10E+04
RSLs Residential (µg/kg)	3.0E+02	--	3.4E+01	4.7E+05	470,000	--	1.9E+04

Table 5
Summary of Pesticide Concentrations
Former Valco Mall

<u>Sample ID</u> ^{[1][2][8]}	Endrin aldehyde (µg/kg)	gamma-BHC (µg/kg)	gamma-Chlordane ^[5] (µg/kg)	Heptachlor (µg/kg)	Heptachlor epoxide (µg/kg)	Methoxychlor (µg/kg)	Toxaphene (µg/kg)
S-1-(1)	5.9 U	0.81 U	1.2 J C	0.8 U	0.77 U	15 U	130 U
S-1-(5)	0.59 U	0.08 U	0.33 J	0.079 U	0.077 U	1.5 U	13 U
S-2-(1)	0.58 U	0.079 U	0.24 J C	0.079 U	0.076 U	1.5 U	13 U
S-2-(5)	12 U	1.6 U	2.2 U	1.6 U	1.5 U	30 U	270 U
S-3-(1)	29 U	4 U	5.5 U	4 U	3.8 U	76 U	660 U
S-3-(5)	0.59 U	0.081 U	0.34 J	0.08 U	0.077 U	1.5 U	13 U
S-4-(1)	0.58 U	0.12 U	0.14 U	0.079 U	0.076 U	1.5 U	13 U
S-4-(5)	0.58 U	0.08 U	0.14 U	0.079 U	0.076 U	1.5 U	13 U
S-5-(1)	1.1 U	0.16 U	0.27 U	0.16 U	0.15 U	3 U	26 U
S-5-(5)	0.57 U	0.079 U	0.23 J C	0.078 U	0.083 U	1.5 U	13 U
S-6-(1)	0.67 U	0.12 U	0.23 J	0.12 U	0.083 U	2.6 U	11 U
S-6-(5)	11 U	1.6 U	2.2 U	1.6 U	1.5 U	30 U	260 U
S-7-(2)	3.1 C #	0.081 U	22 C	0.08 U	10 C	2.7 U	13 U
S-7-(5)	0.59 U	0.081 U	0.14 J C	0.08 U	0.17 J	1.5 U	13 U
S-8-(1)	6 U	0.82 U	1.1 U	0.81 U	0.78 U	15 U	140 U
S-8-(5)	0.6 U	0.083 U	0.11 U	0.082 U	0.079 U	1.6 U	14 U
W-1-(1)	1.2 U	0.17 U	0.23 U	0.16 U	0.16 U	3.1 U	27 U
W-1-(5)	0.59 U	0.081 U	0.11 U	0.08 U	0.077 U	1.5 U	13 U
W-2-(2)	3.4 U	0.61 U	0.67 U	0.6 U	0.42 U	13 U	57 U
W-2-(5)	0.58 U	0.079 U	0.11 U	0.078 U	0.075 U	1.5 U	13 U
W-3-(1)	0.58 U	0.079 U	0.11 U	0.078 U	0.076 U	1.5 U	13 U
W-3-(5)	0.59 U	0.081 U	0.11 U	0.08 U	0.077 U	1.5 U	13 U
W-4-(1)	0.59 U	0.081 U	0.41 J C	0.08 U	0.077 U	1.5 U	13 U
W-4-(5)	0.59 U	0.08 U	0.11 U	0.079 U	0.077 U	1.5 U	13 U
W-5-(1)	0.59 U	0.081 U	0.22 J	0.08 U	0.077 U	1.5 U	13 U
W-5-(5)	0.6 U	0.083 U	0.11 U	0.082 U	0.079 U	1.6 U	14 U
E-2-(1)	0.59 U	0.081 U	0.11 U	0.08 U	0.077 U	1.5 U	13 U
E-2-(5)	2.9 U	0.4 U	0.68 U	0.4 U	0.38 U	7.6 U	66 U
ESLs Residential (µg/kg)	--	5.50E+02	4.80E+02	1.20E+02	6.20E+01	3.50E+05	5.10E+02
RSLs Residential (µg/kg)	--	5.7E+02	1.7E+03	1.3E+02	7.0E+01	3.2E+05	4.9E+02

Table 5
Summary of Pesticide Concentrations
Former Valco Mall

<u>Sample ID</u> ^{[2][3][8]}	Endrin aldehyde (µg/kg)	gamma-BHC (µg/kg)	gamma-Chlordane ^{[5][9]} (µg/kg)	Heptachlor (µg/kg)	Heptachlor epoxide (µg/kg)	Methoxychlor (µg/kg)	Toxaphene (µg/kg)
E1-1	13 U	10 U	140 U	11 U	12 U	17 U	680 U
E1-2	0.61 U	0.5 U	6.5 U	0.56 U	0.57 U	0.84 U	33 U
E1-3	0.63 U	0.52 U	6.8 U	0.57 U	0.59 U	0.87 U	34 U
E1-4	0.61 U	0.5 U	6.6 U	0.56 U	0.58 U	8.5 U	33 U
E1-8	0.62 U	0.51 U	6.7 U	0.57 U	0.59 U	0.86 U	34 U
E2-1	0.62 U	0.51 U	6.6 U	0.56 U	0.58 U	8.5 U	33 U
E2-2	0.61 U	0.5 U	6.6 U	0.56 U	0.58 U	0.85 U	33 U
E2-3	0.62 U	0.51 U	6.7 U	0.57 U	0.59 U	0.86 U	34 U
E2-5	0.61 U	0.5 U	6.5 U	0.56 U	0.57 U	0.84 U	33 U
E2-7	0.62 U	0.51 U	6.7 U	0.57 U	0.58 U	0.86 U	33 U
E3-1	0.62 U	0.51 U	6.6 U	0.56 U	0.58 U	8.5 U	33 U
E3-2	0.62 U	0.51 U	6.7 U	0.57 U	0.58 U	0.86 U	33 U
E3-4	0.62 U	0.51 U	6.7 U	0.57 U	0.59 U	0.86 U	34 U
E3-6	0.6 U	0.5 U	6.5 U	0.55 U	0.57 U	0.83 U	32 U
E4-1	0.61 U	0.5 U	6.6 U	0.56 U	0.58 U	0.85 U	33 U
E4-2	0.62 U	0.51 U	6.7 U	0.57 U	0.59 U	0.86 U	34 U
E4-3	0.62 U	0.51 U	6.7 U	0.57 U	0.58 U	0.86 U	33 U
E5-1	6.3 U	5.2 U	68 U	5.7 U	5.9 U	8.7 U	340 U
E5-2	3.1 U	2.5 U	33 U	2.8 U	2.9 U	4.3 U	170 U
E5-3	0.62 U	0.51 U	6.6 U	0.56 U	0.58 U	0.85 U	33 U
E6-1	6.2 U	5.1 U	67 U	5.7 U	5.8 U	8.6 U	330 U
E6-2	0.62 U	0.51 U	6.7 U	0.57 U	0.58 U	0.86 U	33 U
E6-4	0.63 U	0.52 U	6.8 U	0.58 U	0.6 U	0.87 U	34 U
E7-1	3.1 U	2.6 U	33 U	2.8 U	2.9 U	4.3 U	170 U
E7-2	0.63 U	0.52 U	6.8 U	0.57 U	0.59 U	0.87 U	34 U
E7-3	0.62 U	0.51 U	6.7 U	0.57 U	0.58 U	0.86 U	33 U
E7-5	0.62 U	0.51 U	6.7 U	0.57 U	0.58 U	0.86 U	33 U
E8-1	0.6 U	0.5 U	6.5 U	0.55 U	0.57 U	0.83 U	32 U
E8-2	0.6 U	0.5 U	6.5 U	0.55 U	0.57 U	0.83 U	32 U
E8-3	0.61 U	0.5 U	6.6 U	0.56 U	0.58 U	0.85 U	33 U
E8-4	0.6 U	0.5 U	6.5 U	0.55 U	0.57 U	0.83 U	32 U
E8-5	0.62 U	0.51 U	6.7 U	0.57 U	0.58 U	0.86 U	33 U
ESLs Residential (µg/kg)	--	5.50E+02	4.80E+02	1.20E+02	6.20E+01	3.50E+05	5.10E+02
RSLs Residential (µg/kg)	--	5.7E+02	1.7E+03	1.3E+02	7.0E+01	3.2E+05	4.9E+02

Table 5

Summary of Pesticide Concentrations
Former Vallco Mall

<u>Sample ID</u> ^{[2][4][7]}	p,p'-DDD (µg/kg)	p,p'-DDE (µg/kg)	p,p'-DDT (µg/kg)	Aldrin (µg/kg)	alpha-BHC (µg/kg)
SB-001-(0.5)	5 U	20	20	5 U	5 U
SB-001-(1)	3	72	57	2 U	2 U
SB-001-(2)	1 U	4.4	1 U	1 U	1 U
SB-001-(3)	1 U	1 U	1 U	1 U	1 U
SB-002-(0.5)	2 U	2 U	2 U	2 U	2 U
SB-002-(1)	1 U	4.3	1.8	1 U	1 U
SB-002-(2)	1 U	9.1	3.1	1 U	1 U
SB-002-(3)	1 U	1 U	1 U	1 U	1 U
SB-003-(0.5)	5 U	18	14	5 U	5 U
SB-003-(1)	5 U	5 U	5 U	5 U	5 U
SB-003-(2)	2 U	2 U	2 U	2 U	2 U
SB-003-(3)	2 U	2	2.9	2 U	2 U
SB-004-(0.5)	2 U	7.5	3.2 P	2 U	2 U
SB-004-(1)	5 U	9.6	9.5	5 U	5 U
SB-004-(2)	1.3	200	85	1 U	1 U
SB-004-(3)	1 U	7.8	2.7	1 U	1 U
SB-005-(0.5)	2 U	52	23	2 U	2 U
SB-005-(1)	2.6	110	32	2 U	2 U
SB-005-(2)	1 U	1.7	1 U	1 U	1 U
SB-005-(3)	1 U	1 U	1 U	1 U	1 U
SB-006-(0.5)	1 U	1 U	1 U	1 U	1 U
SB-006-(1)	1 U	1 U	1 U	1 U	1 U
SB-006-(2)	1 U	1 U	1 U	1 U	1 U
SB-006-(3)	10 U	10 U	10 U	10 U	10 U
SB-007-(0.5)	20 U	20 U	20 U	20 U	20 U
SB-007-(1)	20 U	20 U	20 U	20 U	20 U
SB-007-(2)	1 U	1.7	1.3	1 U	1 U
SB-007-(3)	1 U	1 U	1 U	1 U	1 U
ESLs Residential (µg/kg)	2.70E+03	1.80E+03	1.90E+03	3.50E+01	--
RSLs Residential (µg/kg)	1.9E+03	2.0E+03	1.9E+03	3.9E+01	8.6E+01

Table 5

Summary of Pesticide Concentrations
Former Vallco Mall

<u>Sample ID</u> ^{[2][4][7]}	alpha-Chlordane [5] (µg/kg)	beta-BHC (µg/kg)	delta-BHC (µg/kg)	Dieldrin (µg/kg)	Endosulfan I ^[6] (µg/kg)
SB-001-(0.5)	5 U	5 U	5 U	5 U	5 U
SB-001-(1)	2 U	2 U	2 U	2.9	2 U
SB-001-(2)	1 U	1 U	1 U	1 U	1 U
SB-001-(3)	1 U	1 U	1 U	1 U	1 U
SB-002-(0.5)	2 U	2 U	2 U	2 U	2 U
SB-002-(1)	1 U	1 U	1 U	1 U	1 U
SB-002-(2)	1 U	1 U	1 U	1 U	1 U
SB-002-(3)	1 U	1 U	1 U	1 U	1 U
SB-003-(0.5)	12	5 U	5 U	5.7	5 U
SB-003-(1)	5 U	5 U	5 U	5 U	5 U
SB-003-(2)	2 U	2 U	2 U	2 U	2 U
SB-003-(3)	2 U	2 U	2 U	2 U	2 U
SB-004-(0.5)	2 U	2 U	2 U	2 U	2 U
SB-004-(1)	5 U	5 U	5 U	5 U	5 U
SB-004-(2)	1.3 P	1 U	1 U	4.7	1 U
SB-004-(3)	1 U	1 U	1 U	1 U	1 U
SB-005-(0.5)	2 U	2 U	2 U	2.6	2 U
SB-005-(1)	2 U	2 U	2 U	3.5	2 U
SB-005-(2)	1 U	1 U	1 U	1 U	1 U
SB-005-(3)	1 U	1 U	1 U	1 U	1 U
SB-006-(0.5)	1 U	1 U	1 U	1 U	1 U
SB-006-(1)	1 U	1 U	1 U	1 U	1 U
SB-006-(2)	1 U	1 U	1 U	1 U	1 U
SB-006-(3)	10 U	10 U	10 U	10 U	10 U
SB-007-(0.5)	20 U	20 U	20 U	20 U	20 U
SB-007-(1)	20 U	20 U	20 U	20 U	20 U
SB-007-(2)	1 U	1 U	1 U	1 U	1 U
SB-007-(3)	1 U	1 U	1 U	1 U	1 U
ESLs Residential (µg/kg)	4.80E+02	--	--	3.70E+01	4.20E+05
RSLs Residential (µg/kg)	1.7E+03	3.0E+02	--	3.4E+01	4.7E+05

Table 5

Summary of Pesticide Concentrations
Former Valco Mall

<u>Sample ID</u> ^{[2][4][7]}	Endosulfan II ^[6] (µg/kg)	Endosulfan sulfate (µg/kg)	Endrin (µg/kg)	Endrin aldehyde (µg/kg)	Endrin ketone (µg/kg)	gamma-BHC (µg/kg)	gamma-Chlordane ^[5] (µg/kg)
SB-001-(0.5)	5 U	5 U	5 U	5 U	5 U	5 U	5 U
SB-001-(1)	2 U	2 U	2 U	2 U	2 U	2 U	2 U
SB-001-(2)	1 U	1 U	1 U	1 U	1 U	1 U	1 U
SB-001-(3)	1 U	1 U	1 U	1 U	1 U	1 U	1 U
SB-002-(0.5)	2 U	2 U	2 U	2 U	2 U	2 U	2 U
SB-002-(1)	1 U	1 U	1 U	1 U	1 U	1 U	1 U
SB-002-(2)	1 U	1 U	1 U	1 U	1 U	1 U	1 U
SB-002-(3)	1 U	1 U	1 U	1 U	1 U	1 U	1 U
SB-003-(0.5)	5 U	5 U	5 U	5 U	5 U	5 U	11
SB-003-(1)	5 U	5 U	5 U	5 U	5 U	5 U	5 U
SB-003-(2)	2 U	2 U	2 U	2 U	2 U	2 U	2 U
SB-003-(3)	2 U	2 U	2 U	2 U	2 U	2 U	2 U
SB-004-(0.5)	2 U	2 U	2 U	2 U	2 U	2 U	2 U
SB-004-(1)	5 U	5 U	5 U	5 U	5 U	5 U	5 U
SB-004-(2)	1 U	1 U	1 U	1 U	1 U	1 U	1 U
SB-004-(3)	1 U	1 U	1 U	1 U	1 U	1 U	1 U
SB-005-(0.5)	2 U	2 U	2 U	2 U	2 U	2 U	2 U
SB-005-(1)	2 U	2 U	2 U	2 U	2 U	2 U	2.6
SB-005-(2)	1 U	1 U	1 U	1 U	1 U	1 U	1 U
SB-005-(3)	1 U	1 U	1 U	1 U	1 U	1 U	1 U
SB-006-(0.5)	1 U	1 U	1 U	1 U	1 U	1 U	1 U
SB-006-(1)	1 U	1 U	1 U	1 U	1 U	1 U	1 U
SB-006-(2)	1 U	1 U	1 U	1 U	1 U	1 U	1 U
SB-006-(3)	10 U	10 U	10 U	10 U	10 U	10 U	10 U
SB-007-(0.5)	20 U	20 U	20 U	20 U	20 U	20 U	20 U
SB-007-(1)	20 U	20 U	20 U	20 U	20 U	20 U	20 U
SB-007-(2)	1 U	1 U	1 U	1 U	1 U	1 U	1 U
SB-007-(3)	1 U	1 U	1 U	1 U	1 U	1 U	1 U
ESLs Residential (µg/kg)	4.20E+05	--	2.10E+04	--	--	5.50E+02	4.80E+02
RSLs Residential (µg/kg)	470,000	--	1.9E+04	--	--	5.7E+02	1.7E+03

Table 5

Summary of Pesticide Concentrations
Former Vallco Mall

Sample ID ^{[2][4][7]}	Chlordane (Technical) (µg/kg)	Heptachlor (µg/kg)	Heptachlor epoxide (µg/kg)	Hexachlorobenzene (µg/kg)	Hexachlorocyclopentadiene (µg/kg)	Methoxychlor (µg/kg)	Toxaphene (µg/kg)
SB-001-(0.5)	120 U	5 U	5 U	50 U	100 U	5 U	250 U
SB-001-(1)	50 U	2 U	2 U	20 U	40 U	2 U	100 U
SB-001-(2)	25 U	1 U	1 U	10 U	20 U	1 U	50 U
SB-001-(3)	25 U	1 U	1 U	10 U	20 U	1 U	50 U
SB-002-(0.5)	50 U	2 U	2 U	20 U	40 U	2 U	100 U
SB-002-(1)	25 U	1 U	1 U	10 U	20 U	1 U	50 U
SB-002-(2)	25 U	1 U	1 U	10 U	20 U	1 U	50 U
SB-002-(3)	25 U	1 U	1 U	10 U	20 U	1 U	50 U
SB-003-(0.5)	120 U	5 U	5 U	50 U	100 U	5 U	250 U
SB-003-(1)	120 U	5 U	5 U	50 U	100 U	5 U	250 U
SB-003-(2)	50 U	2 U	2 U	20 U	40 U	2 U	100 U
SB-003-(3)	50 U	2 U	2 U	20 U	40 U	2 U	100 U
SB-004-(0.5)	50 U	2 U	2 U	20 U	40 U	2 U	100 U
SB-004-(1)	120 U	5 U	5 U	50 U	100 U	5 U	250 U
SB-004-(2)	25 U	1 U	1 U	10 U	20 U	1 U	50 U
SB-004-(3)	25 U	1 U	1 U	10 U	20 U	1 U	50 U
SB-005-(0.5)	50 U	2 U	2 U	20 U	40 U	2 U	100 U
SB-005-(1)	50 U	2 U	2 U	20 U	40 U	2 U	100 U
SB-005-(2)	25 U	1 U	1 U	10 U	20 U	1 U	50 U
SB-005-(3)	25 U	1 U	1 U	10 U	20 U	1 U	50 U
SB-006-(0.5)	25 U	1 U	1 U	10 U	20 U	1 U	50 U
SB-006-(1)	25 U	1 U	1 U	10 U	20 U	1 U	50 U
SB-006-(2)	25 U	1 U	1 U	10 U	20 U	1 U	50 U
SB-006-(3)	250 U	10 U	10 U	100 U	200 U	10 U	500 U
SB-007-(0.5)	500 U	20 U	20 U	200 U	400 U	20 U	1000 U
SB-007-(1)	500 U	20 U	20 U	200 U	400 U	20 U	1000 U
SB-007-(2)	25 U	1 U	1 U	10 U	20 U	1 U	50 U
SB-007-(3)	25 U	1 U	1 U	10 U	20 U	1 U	50 U
ESLs Residential (µg/kg)	4.80E+02	#####	6.20E+01	1.80E+02	--	--	5.10E+02
RLS Residential (µg/kg)	1.7E+03	1.3E+02	7.0E+01	2.10E+02	1.80E+03	3.2E+05	4.9E+02

Table 5

**Summary of Pesticide Concentrations
Former Valco Mall**

Notes:

ug/kg = milligrams per kilogram

ESLs Residential = Environmental Screening Levels (ESLs) for direct exposure to human health for residential shallow soil exposure as established by the San Francisco (SF) Water Board, revised January 2019. Screening levels listed are for either cancer risk or non-cancer hazards; if a screening level for both cancer risk and non-cancer hazards existed, the lower screening level was listed.

RSLs Residential = Regional Screening Levels (RSLs) for exposure to cancer/noncancer residential soil established by the Department of Toxic Substances Control (DTSC), revised November 2018. Concentration in µg/kg.

U = compound was not detected at a concentration greater than the method detection limit or reporting limit shown

J = compound was detected at a concentration less than the laboratory reporting limit, but greater than the method detection limit

C = Presence confirmed, but relative percent difference (RPD) between columns exceeds 40%

= Continuing calibration verification (CCV) drift outside limits; average CCV drift within limits per method requirement.

P = Agreement between quantitative confirmation results exceed method recommended limits

-- = not applicable or not available

[1] Samples collected by WSP on 10/30 & 10/31/18. Sample nomenclature is as follows: "sample location - (sample depth)". Gray gradient indicates increased depth.

[2] Bold results indicate the concentration is greater than reporting limit, results in red font indicate an exceedance of residential RSLs.

[3] Samples collected by Geosphere consultants, inc. on September 6, 2016

[4] Samples collected by WSP on 1/10/19. Sample nomenclature is as follows: "sample type - sample location - (depth)". Gray gradient indicates increased depth.

[5] Screening level listed is for chlordane. Chlordane is a mixture of chlordane isomers, other chlorinated hydrocarbons and numerous other components of which alpha-chlordane and gamma-chlordane are included

[6] Screening level listed is for Endosulfan. Endosulfan is a mix of Endosulfan I and Endosulfan II.

[7] The reporting limit is listed for non-detect compounds, indicated by a 'U' qualifier.

[8] The method detection limit is listed for non-detect compounds, indicated by a 'U' qualifier.

[9] The concentration listed is for Chlordane.

Table 6

**Summary of Herbicide Concentrations
Former Valco Mall**

<u>Sample ID</u> ^{[1][2]}	2,4,5-TP									
	2,4,5-T (µg/kg)	(Silvex) (µg/kg)	2,4-D (µg/kg)	2,4-DB (µg/kg)	Dalapon (µg/kg)	Dicamba (µg/kg)	Dichlorprop (µg/kg)	Dinoseb (µg/kg)	MCPA (µg/kg)	MCPP (µg/kg)
S-1-(1)	1.1 U	2.3 U	14 U	16 U	73 U	1.2 U	17 U	5.1 U	2100 U	3200 U
S-1-(5)	1.1 U	2.3 U	14 U	16 U	72 U	1.2 U	17 U	5.1 U	2000 U	3100 U
S-2-(1)	1.1 U	2.3 U	14 U	16 U	72 U	1.2 U	17 U	5.1 U	2000 U	3100 U
S-2-(5)	1.1 U	2.3 U	14 U	16 U	73 U	1.2 U	17 U	5.1 U	2000 U	3100 U
S-3-(1)	1.1 U	2.3 U	14 U	16 U	72 U	1.2 U	17 U	5 U	2000 U	3100 U
S-3-(5)	1.1 U	2.3 U	14 U	16 U	72 U	1.2 U	17 U	5.1 U	2000 U	3100 U
S-4-(1)	1.1 U	2.3 U	14 U	16 U	73 U	1.2 U	17 U	5.1 U	2100 U	3200 U
S-4-(5)	1.1 U	2.3 U	14 U	16 U	72 U	1.2 U	17 U	5 U	2000 U	3100 U
S-5-(1)	1.1 U	2.3 U	14 U	16 U	72 U	1.2 U	17 U	5 U	2000 U	3100 U
S-5-(5)	1.1 U	2.3 U	14 U	16 U	72 U	1.2 U	17 U	5.1 U	2000 U	3100 U
S-6-(1)	1.1 U	2.3 U	14 U	16 U	72 U	1.2 U	17 U	5.1 U	2000 U	3100 U
S-6-(5)	1.1 U	2.3 U	14 U	16 U	72 U	1.2 U	17 U	5.1 U	2000 U	3100 U
S-7-(2)	1.1 U	2.3 U	14 U	16 U	72 U	1.2 U	17 U	5.1 U	2000 U	3100 U
S-7-(5)	1.1 U	2.3 U	14 U	16 U	72 U	1.2 U	17 U	5 U	2000 U	3100 U
S-8-(1)	1.1 U	2.3 U	14 U	16 U	73 U	1.2 U	17 U	5.1 U	2000 U	3100 U
S-8-(5)	1.1 U	2.3 U	14 U	16 U	73 U	1.2 U	17 U	5.1 U	2000 U	3100 U
ESLs Residential (µg/kg)	7.80E+06	--	--	--	--	--	--	--	--	--
RSLs Residential (µg/kg)	6.3E+05	5.1E+05	7.0E+05	1.9E+06	1.9E+06	1.9E+06	--	6.3E+04	3.2E+04	6.3E+04

Table 6

**Summary of Herbicide Concentrations
Former Valco Mall**

<u>Sample ID</u> ^{[1][2]}	2,4,5-TP									
	2,4,5-T (µg/kg)	(Silvex) (µg/kg)	2,4-D (µg/kg)	2,4-DB (µg/kg)	Dalapon (µg/kg)	Dicamba (µg/kg)	Dichloroprop (µg/kg)	Dinoseb (µg/kg)	MCPA (µg/kg)	MCPP (µg/kg)
W-1-(1)	1.1 U	2.3 U	14 U	16 U	72 U	1.2 U	17 U	5.1 U	2000 U	3100 U
W-1-(5)	1.1 U	2.3 U	14 U	16 U	72 U	1.2 U	17 U	5.1 U	2000 U	3100 U
W-2-(2)	1.1 U	2.3 U	14 U	16 U	72 U	1.2 U	17 U	5 U	2000 U	3100 U
W-2-(5)	1.1 U	2.3 U	14 U	16 U	72 U	1.2 U	17 U	5.1 U	2000 U	3100 U
W-3-(1)	1.1 U	2.3 U	14 U	16 U	73 U	1.2 U	17 U	5.1 U	2100 U	3200 U
W-3-(5)	1.1 U	2.3 U	14 U	16 U	73 U	1.2 U	17 U	5.1 U	2000 U	3100 U
W-4-(1)	1.1 U	2.3 U	14 U	16 U	73 U	1.2 U	17 U	5.1 U	2100 U	3200 U
W-4-(5)	1.1 U	2.3 U	14 U	16 U	73 U	1.2 U	17 U	5.1 U	2100 U	3200 U
W-5-(1)	1.1 U	2.3 U	14 U	16 U	73 U	1.2 U	17 U	5.1 U	2100 U	3200 U
W-5-(5)	1.1 U	2.3 U	14 U	16 U	73 U	1.2 U	17 U	5.1 U	2000 U	3100 U
E-2-(1)	1.1 U	2.3 U	14 U	16 U	72 U	1.2 U	17 U	5.1 U	2000 U	3100 U
E-2-(5)	1.1 U	2.3 U	14 U	16 U	73 U	1.2 U	17 U	5.1 U	2100 U	3200 U
ESLs Residential (µg/kg)	7.80E+06	--	--	--	--	--	--	--	--	--
RSLs Residential (µg/kg)	6.3E+05	5.1E+05	7.0E+05	1.9E+06	1.9E+06	1.9E+06	--	6.3E+04	3.2E+04	6.3E+04

Notes:

µg/kg = milligrams per kilogram

ESLs Residential = Environmental Screening Levels (ESLs) for direct exposure to human health for residential shallow soil exposure as established by the San Francisco (SF) Water Board, revised January 2019. Screening levels listed are for either cancer risk or non-cancer hazards; if a screening level for both cancer risk and non-cancer hazards existed, the lower screening level was listed.

RSLs Residential = Regional Screening Levels (RSLs) for exposure to cancer/noncancer residential soil established by the Department of Toxic Substances Control (DTSC), revised November 2018.

U = compound was not detected at a concentration greater than the method detection limit shown

-- = not applicable or not available

[1] Sample nomenclature is as follows: "sample location - (sample depth)". Gray gradient indicates increased depth.

[2] Bold results indicate the concentration is greater than the method detection limit,

APPENDIX

A

SEARS CLOSURE
REPORT

December 6, 1999

Mr. Scott DeMuth
Department 824C
Sears Roebuck & Company
3333 Beverley Road
Hoffman Estates, IL 60179

Dear Mr. DeMuth:

Subject: Fuel Leak Site Case Closure—Sears Automotive Center, 10101 North Wolfe Road, Cupertino, CA 95014; Case No. 14-486

This letter transmits the enclosed underground storage tank (UST) case closure letter in accordance with Chapter 6.75 (Article 4, Section 25299.37[h]). The State Water Resources Control Board adopted this letter on February 20, 1997. As of March 1, 1997, the Santa Clara Valley Water District is required to use this case closure letter for all UST leak sites. We are also transmitting to you the enclosed case closure summary. These documents confirm the completion of the investigation and cleanup of the reported release at the subject site. The subject fuel leak case is closed.

SITE INVESTIGATION AND CLEANUP SUMMARY

Please be advised that the following conditions exist at the site:

- Residual contamination exists at the site; however, concentration levels are below regulatory concern.

If you have any questions, please call Ms. Rita Chan at (408) 265-2607, extension 2643. Thank you.

Sincerely,

ORIGINAL SIGNED BY

James S. Crowley, P.E.
Engineering Unit Manager
Leaking Underground Storage Tank Oversight Program


Enclosures:

1. Case Closure Letter
2. Case Closure Summary

cc: Mr. Chuck Headlee (w/enc)
Regional Water Quality Control Board
San Francisco Bay Region
1515 Clay Street, Suite 1400
Oakland, CA 94612

Mr. Steve Gubber
Santa Clara County Fire Department
14700 Winchester Boulevard
Los Gatos, CA 95030-1818

Ms. Nancy Commoncho
Division of Clean Water Programs
Underground Storage Tank Cleanup Fund
State Water Resources Control Board
P.O. Box 944212
Sacramento, CA 94244-2120

R. Chan (w/orig enc), Database (w/enc) 

RC:fd:FL9482ccl

December 6, 1999

Mr. Scott DeMuth
Department 824C
Sears Roebuck & Company
3333 Beverley Road
Hoffman Estates, IL 60179

Dear Mr. DeMuth:

Subject: Fuel Leak Site Case Closure—Sears Automotive Center, 10101 North Wolfe Road,
Cupertino, CA 95014; Case No. 14-486

This letter confirms the completion of a site investigation and remedial action for the underground storage tank(s) formerly located at the above-described location. Thank you for your cooperation throughout this investigation. Your willingness and promptness in responding to our inquiries concerning the former underground storage tank(s) are greatly appreciated.

Based on information in the above-referenced file and with the provision that the information provided to this agency was accurate and representative of site conditions, no further action related to the underground tank release is required.

This notice is issued pursuant to a regulation contained in Section 2721(e) of Title 23 of the California Code of Regulations.

Please contact our office if you have any questions regarding this matter.

Sincerely,

ORIGINAL SIGNED BY

James S. Crowley, P.E.
Engineering Unit Manager
Leaking Underground Storage Tank Oversight Program

CASE CLOSURE SUMMARY LEAKING UNDERGROUND FUEL STORAGE TANK PROGRAM

I. AGENCY INFORMATION

Date: November 29, 1999

Agency Name: Santa Clara Valley Water District	Address: 5750 Almaden Expressway
City/State/Zip: San Jose, CA 95118	Phone: (408) 265-2600
Responsible Staff Person: Rita S. Chan, P.E.	Title: Assistant Civil Engineer

II. CASE INFORMATION

Site Facility Name: Sears Automotive Center		
Site Facility Address: 10101 North Wolfe Road, Cupertino, CA 95014		
RB LUSTIS Case No.: —	Local Case No.: 07S1W18G01f	LOP Case No.: 14-486
URF Filing Date: 11/02/94	SWEEPS No.: —	APN: 316-20-080
Responsible Parties	Addresses	Phone Number
Mr. Scott DeMuth Sears Roebuck & Company	Department 824C 3333 Beverley Road Hoffman Estates, IL 60179	(847) 286-5530

Tank I.D. No	Size in Gallons	Contents	Closed In Place/Removed?	Date
—	12,000	Gasoline	Removed	03/85
—	12,000	Gasoline	Removed	03/85
—	5,000	Gasoline	Removed	03/85
—	5,000	Gasoline	Removed	03/85
—	550	Oil	Removed	03/85
—	550	Oil	Removed	03/85
Piping			Removed	Between 10/17/94 and 10/20/94

III. RELEASE AND SITE CHARACTERIZATION INFORMATION

Cause and Type of Release: Unknown		
Site characterization complete? Yes	Date Approved By Oversight Agency: —	
Monitoring wells installed? No	Number: —	Proper screened interval? —
Highest GW Depth Below Ground Surface: *	Lowest Depth: *	Flow Direction: —
Most Sensitive Current Use: Potential drinking water		

*Groundwater was not encountered during any of the investigations performed at the site.

Summary of Production Wells in Vicinity: Two production wells are found within ¼ mile of this site. Both wells are reported to be abandoned. Based upon the level of residual contamination at the site and the proximity of these wells to the subject site, the wells identified as part of this survey are not likely to be affected by the reported release.

Are drinking water wells affected? No

Aquifer Name: Santa Clara Valley Groundwater Basin

Is surface water affected? No

Nearest SW Name: Calabazas Creek (~970 feet east-southeast of site)

Off-Site Beneficial Use Impacts (Addresses/Locations): None known

Reports on file? Yes

Where are reports filed? Santa Clara Valley Water District

TREATMENT AND DISPOSAL OF AFFECTED MATERIAL

Material	Amount (Include Units)	Action (Treatment or Disposal w/Destination)	Date
Tank	Two at 12,000 gallons Two at 5,000 gallons Two at 550 gallons	None reported	03/85
Piping	Unknown	None reported	10/94
Free Product	—	—	—
Soil	10 cubic yards	Transported by Southwest Soil Remediation, Inc.	05/31/95
Groundwater	—	—	—
Barrels	—	—	—

MAXIMUM DOCUMENTED CONTAMINANT CONCENTRATIONS

Contaminant	Soil (ppm)		Water (ppb)		Contaminant	Soil (ppm)		Water (ppb)	
	Before	After	Before	After ¹		Before	After	Before	After ¹
TPH (Gas)	3,000	ND	—	—	Xylene	150	0.55	—	—
TPH (Diesel)	ND	—	—	—	Ethylbenzene	23	0.0061	—	—
Benzene	2.4	ND	—	—	Oil & Grease	—	—	—	—
Toluene	16	ND	—	—	Lead	11	20	—	—
Other (8240/8270)	—	—	—	—	MTBE	—	ND ²	—	—

Description of Interim Remediation Activities:

March 1985—Four underground storage tanks (UST) containing gasoline (two at 12,000 gallons and two at 5,000 gallons), two 550-gallon USTs containing oil, and product dispensers were removed.

October 1994—The dispenser islands and product lines were removed.

November 1994—Additional soil was excavated. Soil sampling was performed at the east end of the product-line trench south of Dispenser Island A and at the former oil UST product lines.

July 1999—A verification assessment was conducted to verify the hydrocarbon concentrations in soil and groundwater. Soil samples were collected from seven boring locations (GP-1 through GP-7) using direct-push technology. GP-1 was advanced to a depth of 44 feet below ground surface (bgs), while GP-2 through GP-7 were drilled to a depth of 24 feet bgs. Soil samples were collected at 4-foot intervals. Volatile organic compounds were monitored in the field using a photoionization detector. The bottom samples from each boring were analyzed. Groundwater was not encountered in any of the borings; therefore, no water samples were collected or analyzed.

ND = Not detected

¹Groundwater was not encountered in any of the seven borings. GP-2 through GP-7 were advanced to a depth of 24 feet bgs; GP-1 was advanced to a depth of 44 feet bgs.

²Detection limit of 0.05 parts per million (ppm).

IV. CLOSURE

Does completed corrective action protect existing beneficial uses per the Regional Board Basin Plan? Yes		
Does completed corrective action protect potential beneficial uses per the Regional Board Basin Plan? Yes		
Does corrective action protect public health for current land use? Santa Clara Valley Water District staff does not make specific determinations concerning public health risk. However, it does not appear that the release would present a risk to human health.		
Site Management Requirements: None		
Should corrective action be reviewed if land use changes? No		
Monitoring Wells Decommissioned: No	Number Decommissioned: 0	Number Retained: 0
List Enforcement Actions Taken: None		
List Enforcement Actions Rescinded: None		



V. ADDITIONAL COMMENTS, DATA, ETC.

Considerations and/or Variances:

- The disposal destinations of the removed USTs and piping were not reported.
- The majority of pollution associated with the UST release was overexcavated.
- Analytical results for verification soil samples did not indicate the presence of petroleum compounds with the exception of Ethylbenzene (0.0061 ppm) and Xylenes (0.55 ppm).
- No fuel oxygenates including Methyl tert-Butyl Ether, Di-Isopropyl Ether, Ethyl tert-Butyl Ether, tert-Butyl Alcohol, and tert-Amyl Methyl Ether were detected in the verification soil samples. In addition, analytical results did not indicate the detection of ethanol, 1,2-dibromoethane, and 1,2 dichloroethane.

Conclusion: Based on soil sampling results obtained from the verification assessment at the site, residual contamination in the subsurface from the former USTs are minimal. In addition, due to the location of deep groundwater, Santa Clara Valley Water District staff does not believe that the residual contamination at the site would pose a significant risk to the groundwater beneath the site. Therefore, no further corrective action is required at this time.

VI. LOCAL AGENCY REPRESENTATIVE DATA

Prepared by: Rita S. Chan, P.E.	Title: Assistant Civil Engineer
Signature: 	Date: 12/2/99
Approved by: James S. Crowley, P.E.	Title: Engineering Unit Manager
Signature: 	Date: 12/2/99

This closure approval is based upon the available information and with the provision that the information provided to this agency was accurate and representative of site conditions.

VII. REGIONAL BOARD NOTIFICATION

Regional Board Staff Name: Chuck Headlee	Title: Engineering Geologist
RB Response: Concur, based solely upon information contained in this case closure summary.	Date Submitted to RB:
Signature: <i>See attached sheet for signature</i>	Date: <i>12/6/99</i>

Attachments:

1. Site Vicinity Map
2. Site Plan
3. Analytical results for soil samples collected in October and November 1994 and sample locations
4. Analytical results for soil samples collected in July 1999 and sample locations.

This document and the related CASE CLOSURE LETTER, shall be retained by the lead agency as part of the official site file

VII. REGIONAL BOARD NOTIFICATION

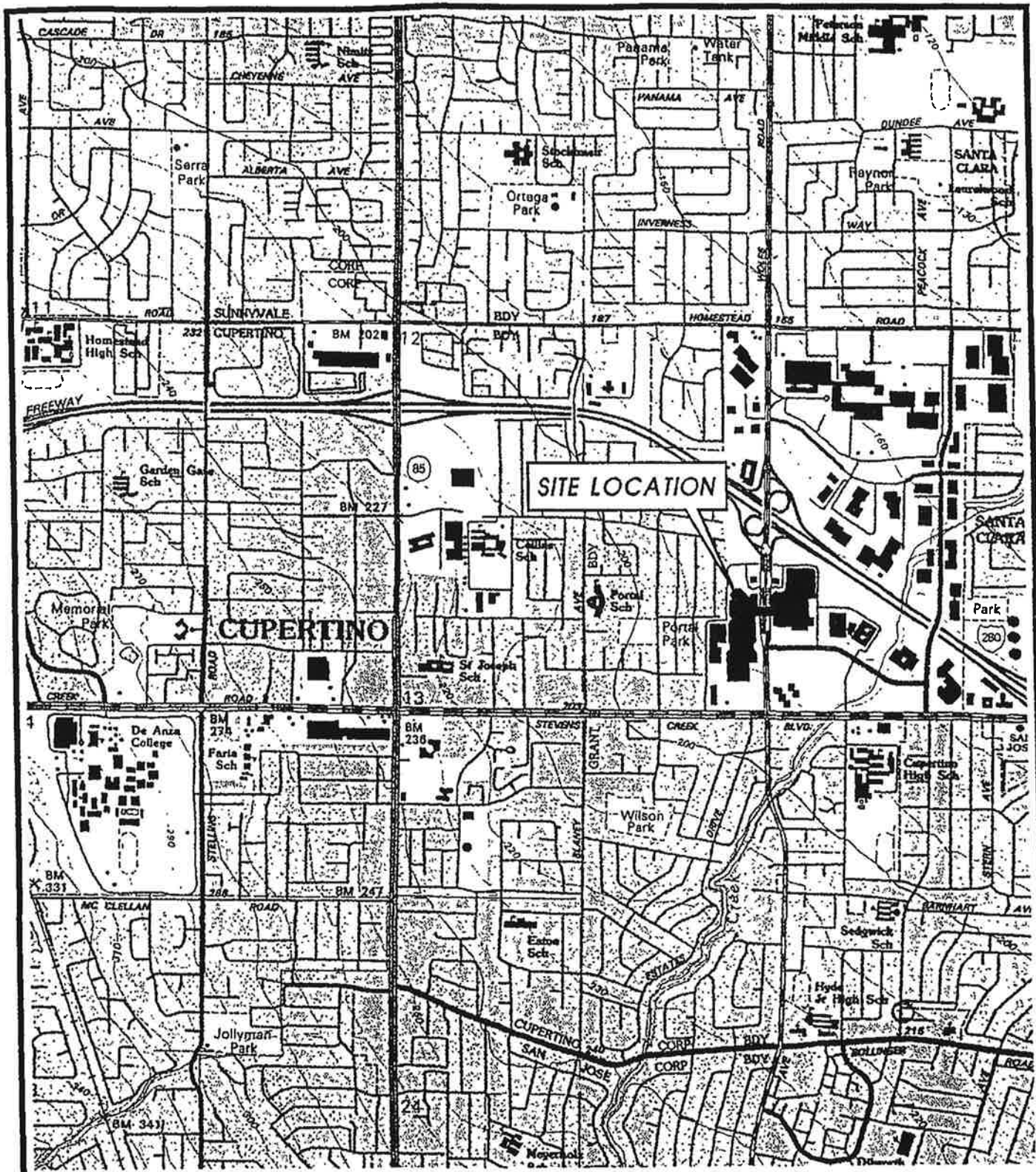
Regional Board Staff Name: Chuck Headlee	Title: Engineering Geologist
RB Response: Concur, based solely upon information contained in this case closure summary.	Date Submitted to RB: 12/2/99
Signature: <i>Chuck Headlee</i>	Date: 12/3/99


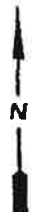
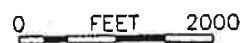
Attachments:

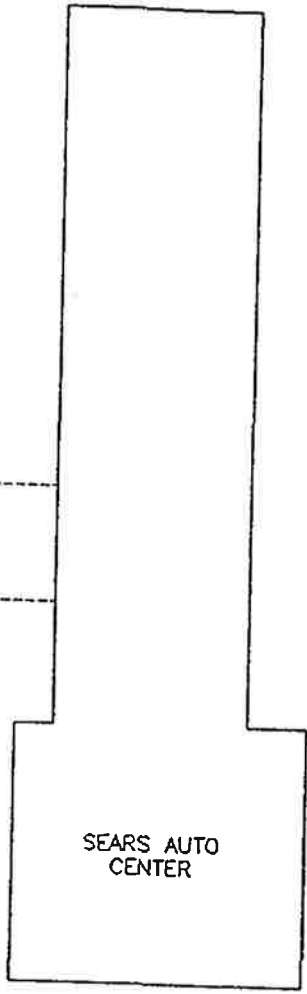
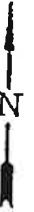
1. Site Vicinity Map
2. Site Plan
3. Analytical results for soil samples collected in October and November 1994 and sample locations
4. Analytical results for soil samples collected in July 1999 and sample locations.

This document and the related CASP, CE, OSURE LETTER, shall be retained by the lead agency as part of the official site file.

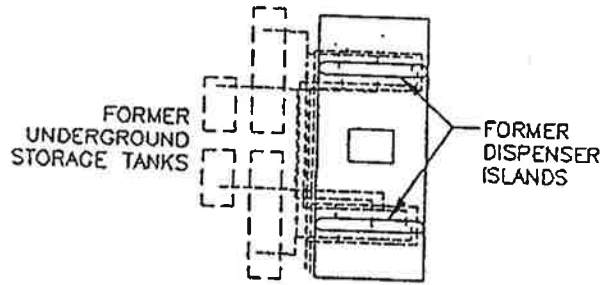
Post-it* Fax Note 7671	Date	# of pages 1
To <i>Rita Chan</i>	From <i>Chuck Headlee</i>	
Co./Dept.	Co.	
Phone #	Phone #	
Fax <i>(408) 267-5057</i>	Fax #	



 IT CORPORATION SOURCE: U.S.G.S. 7.5' QUAD SHEET CUPERTINO, CALIFORNIA PHOTOREVISED 1991	 N	SCALE:  0 FEET 2000	SITE LOCATION MAP
		CLIENT: SEARS ROEBUCK, & COMPANY STORE NO. 1468	DATE: 11/20/98
		LOCATION: 10101 WOLFE ROAD CUPERTINO, CALIFORNIA	FIGURE: 1



FORMER USED OIL TANK
FORMER MOTOR OIL TANK



STEVENS CREEK BOULEVARD

NOTES:
1. MAP ADAPTED FROM SITE UTILITY PLAN, CHARLES LUCKMAN ASSOCIATES, 04/30/69.



FLUOR DANIEL GTI



SITE PLAN

CLIENT: SEARS MERCHANDISE GROUP STORE No. 1468		FILE: 0023SM (1:600)	PROJECT NO.: 02020023	PM	PE/RC
LOCATION: 10101 WOLFE ROAD CUPERTINO, CA		REV.	DES. PM		DET. PJWH
		DATE: 12/16/94	FIGURE: 2		

TABLE 1
Former Dispenser Island Soil Sample Analytical Results

Sears Store 1468, Cupertino, California
Sampled October 19, 20, and November 3, 1994

Sample ID	Depth Feet	Date	TPH-g	B	T	E	X	Total Lead
Island A Soil Samples								
ISL A-1	2	10/20/94	<1.0	<0.005	<0.005	<0.005	<0.015	<5
ISL A-2	3	10/20/94	<1.0	<0.005	<0.005	<0.005	<0.015	<5
ISL A-3	2	10/20/94	<1.0	<0.005	<0.005	<0.005	<0.015	<5
Island A, North Trench, Soil Samples								
1ANT/3	3	10/19/94	<1.0	<0.005	<0.005	<0.005	<0.015	6
AST 3/3	3	10/20/94	<1.0	0.009	<0.005	<0.005	<0.015	<5
2ANT/3	3	10/19/94	48	0.08	1.1	0.71	5.0	6
Island A, South Trench, Soil Samples								
1AST/5	5	10/19/94	<1.0	<0.005	<0.005	<0.005	<0.015	6
2AST/6	6	10/19/94	3,000	2.4	16	23	150	11
ASTP-5.5	5.5	11/03/94	<1.0	<0.005	<0.005	<0.005	<0.015	6
Island B Soil Samples								
ISL B-1	2	10/20/94	<1.0	<0.005	<0.005	<0.005	<0.015	<5
ISL B-2	2	10/20/94	<1.0	<0.005	<0.005	<0.005	<0.015	<5
ISL B-3	3	10/20/94	<1.0	<0.005	<0.005	<0.005	<0.015	<5
Island B, North Trench, Soil Samples								
1BNT/6	6	10/19/94	25	0.06	1.2	0.54	3.8	<5
2BNT/2	2	10/19/94	<1.0	<0.005	<0.005	<0.005	<0.015	5
Island B, South Trench, Soil Samples								
1BST/6.5	6.5	10/19/94	<1.0	<0.005	<0.005	<0.005	<0.015	6
2BST/2	2	10/19/94	<1.0	<0.005	<0.005	<0.005	<0.015	<5
BST 3-3	3	10/20/94	<1.0	<0.005	<0.005	<0.005	<0.015	<5
West Trench Soil Samples								
1WT/6	6	10/19/94	<1.0	<0.005	<0.005	<0.005	<0.015	<5
2WT/3	3	10/19/94	<1.0	<0.005	<0.005	<0.005	<0.015	6
3WT/6	6	10/19/94	<1.0	0.006	0.02	<0.005	<0.015	7

Notes:

- 1) All results expressed in milligrams per kilogram
- 2) Total lead analyzed using EPA Method 6010

TPH-g = total petroleum hydrocarbons as gasoline, B = benzene, T = toluene, E = ethylbenzene, X = total xylenes; analyzed using EPA Method 8020
 < Number = below reported detection limits

TABLE 2
Former New and Used Oil Product Line Soil Sample Analytical Results

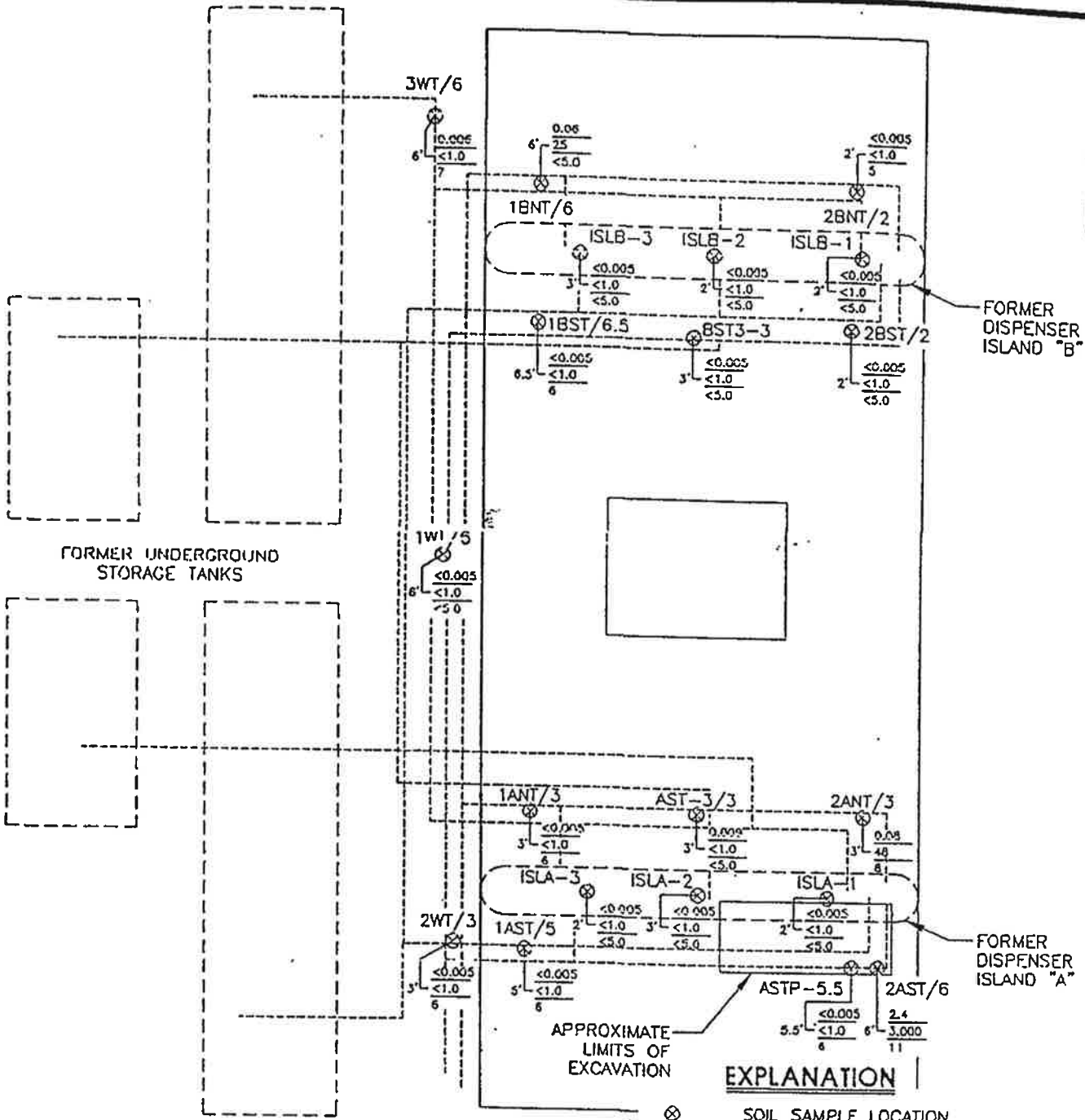
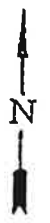
Sears Store 1468, Cupertino, California
Sampled October 20 and November 3, 1994

Sample ID	Date	TPH-g	B	T	E	X	TRPH	TPH-d
VO1	10/20/94	<1.0	<0.005	<0.005	<0.005	<0.015	7	<10
VO2	10/20/94	<1.0	<0.005	<0.005	<0.005	<0.015	1,300	<10
WO1	10/20/94	<1.0	<0.005	<0.005	<0.005	<0.015	80	<10
VO1-6.5	11/03/94	<1.0	<0.005	<0.005	<0.005	<0.015	<5	<10
WO1-6.0	11/03/94	<1.0	<0.005	<0.005	<0.005	<0.015	600	<10

Notes:

1) All results expressed in milligrams per kilogram

- TPH-g = total petroleum hydrocarbons as gasoline, B = benzene, T = toluene, E = ethylbenzene, X = total xylenes; analyzed using EPA Method 8020
- TRPH = total recoverable petroleum hydrocarbons; analyzed using EPA Method 3550 (Modified)/EPA 418.1
- TPH-d = total petroleum hydrocarbons as diesel; analyzed using EPA Method Modified 8015
- < Number = below reported detection limits





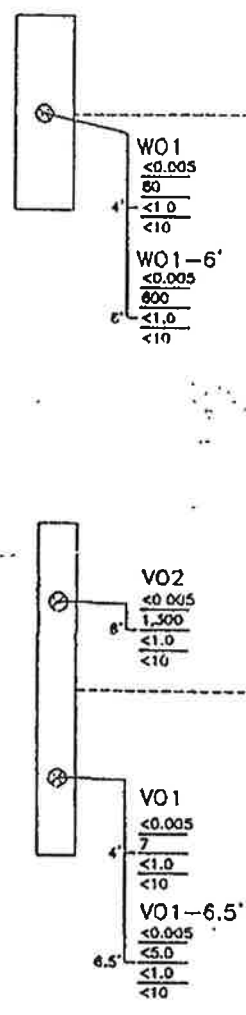
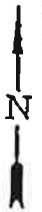
NOTES:
 1. EXCAVATION AND SAMPLE LOCATIONS PER FIELD MEASUREMENTS, CTR, 10/94.

EXPLANATION

⊗	SOIL SAMPLE LOCATION
2' $\frac{0.08}{48}$	BENZENE (mg/kg)
8	TPH AS GASOLINE (mg/kg)
	TOTAL LEAD (mg/kg)
3' $\frac{<0.005}{<1.0}$	BENZENE DETECTION LIMIT (mg/kg)
	TPH AS GASOLINE DETECTION LIMIT (mg/kg)
	TOTAL LEAD DETECTION LIMIT (mg/kg)

SAMPLED ON: 10/19/94, 10/20/94, AND 11/03/94

 FLUOR DANIEL GTI				SOIL ANALYTICAL RESULTS AT FORMER DISPENSER ISLANDS			
CLIENT: SEARS MERCHANDISE GROUP STORE No. 1468		FILE: 0023SRDI (1:120)		PROJECT NO.: 02020147		PM	PE/RG
LOCATION: 10101 WOLFE ROAD CUPERTINO, CA		REV.		DES. JM		DATE: 06/04/96	
						FIGURE: 3	



WO1
 <0.005
 80
 <1.0
 <10

WO1-6"
 <0.005
 800
 <1.0
 <10

VO2
 <0.005
 1,300
 <1.0
 <10

VO1
 <0.005
 7
 <1.0
 <10

VO1-6.5"
 <0.005
 <5.0
 <1.0
 <10

SEARS AUTO CENTER

EXPLANATION

⊗	SOIL SAMPLE LOCATION
	<0.005 BENZENE (mg/kg)
	<5.0 TRPH (mg/kg)
	<1.0 TPH AS GASOLINE (mg/kg)
	<10 TPH AS DIESEL (mg/kg)
	<0.005 BENZENE DETECTION LIMIT (mg/kg)
	<5.0 TRPH DETECTION LIMIT (mg/kg)
	<1.0 TPH AS GASOLINE DETECTION LIMIT (mg/kg)
	<10 TPH AS DIESEL DETECTION LIMIT (mg/kg)

NOTES:

1. EXCAVATION AND SAMPLE LOCATIONS PER FIELD MEASUREMENTS, GTI, 10/94.

SAMPLED ON: 10/19/94, 10/20/94, AND 11/03/94



FLUOR DANIEL GTI



**SOIL ANALYTICAL RESULTS
 AT FORMER NEW & USED OIL USTS**

CLIENT: SEARS MERCHANDISE GROUP STORE No. 1468	FILE: 0023SRWO (1:120)	PROJECT NO.: 02020147	PM	PE/RG
	REV.			
LOCATION: 10101 WOLFE ROAD CUPERTINO, CA	DES. JM	DET. CCG	DATE: 06/04/96	FIGURE 4

TABLE 1
Laboratory Results for Soil (mg/kg)

Sears Auto Center 1468/6951
 Cupertino, California

Sample ID	Date	Depth (ft)	EPA Methods (8020)			TPH-g (8015M)	MTBE/Oxygenates	Lead 6010
			Benzene	Toluene	Ethylbenzene			
GP-1, S11	07/12/99	44	<0.005	<0.005	<0.005	<1	<0.05/ND	—
GP-2, S6	07/12/99	22	<0.005	<0.005	<0.005	<1	<0.05/ND	—
GP-3, S6	07/12/99	22	<0.005	<0.005	<0.005	<1	<0.05/ND	—
GP-4, S6	07/12/99	22	<0.005	<0.005	<0.005	<1	<0.05/ND	—
GP-5, S7	07/12/99	22	<0.005	<0.005	0.0061	<1	<0.05/ND	20
GP-6, S7	07/12/99	22	<0.005	<0.005	<0.005	<1	<0.05/ND	—
GP-7, S8	07/12/99	22	<0.005	<0.005	<0.005	<1	<0.05/ND	—

Note: Boring GP-1 was advanced to 44 feet below grade to determine if groundwater would be encountered.

Groundwater was not encountered; therefore, the deepest sample from each boring was submitted for analysis.

MTBE was analyzed by both EPA methods 8020 and 8260; oxygenates include MTBE, DIPE, ETBE, TAME, 1,2-DBA, 1,2-DCA (all detection limits = 0.10 mg/kg), ethanol (detection limit = 25 mg/kg) and t-butanol (detection limit = 5 mg/kg).

Lead was analyzed for the sample with the highest hydrocarbon concentrations.

ND = below detection limits

SEARS RETAIL STORE



GP-2 S6(22')

B	ND
T	ND
E	ND
X	ND
TPHg	ND
MTBE	ND

GP-2
FORMER USED OIL TANK

GP-3
FORMER MOTOR OIL TANK

GP-1 S11(44')

B	ND
T	ND
E	ND
X	ND
TPHg	ND
MTBE	ND

SEARS AUTO CENTER

GP-5 S6(22')

B	ND
T	ND
E	0.0061
X	0.55
TPHg	ND
MTBE	ND
LEAD	20

FORMER UNDERGROUND STORAGE TANKS

GP-4 S6(22')

B	ND
T	ND
E	ND
X	ND
TPHg	ND
MTBE	ND

FORMER DISPENSER ISLANDS

GP-3 S6(22')

B	ND
T	ND
E	ND
X	ND
TPHg	ND
MTBE	ND

GP-7 S8(22')

B	ND
T	ND
E	ND
X	ND
TPHg	ND
MTBE	ND

GP-6 S7(22')

B	ND
T	ND
E	ND
X	ND
TPHg	ND
MTBE	ND

LEGEND

- B BENZENE
- T TOLUENE
- E ETHYLBENZENE
- X XYLENES
- TPHg TOTAL PETROLEUM HYDROCARBONS IN GASOLINE
- MTBE METHYL TERTIARY BUTYL ETHER

NO BELOW DETECTION LIMITS

NOTES:

DETECTIONS LIMITS FOR BTEX = 0.005 mg/ly;
TPHg=1.0 mg/ly; LEAD = 1.0 mg/ly; MTBE = 0.05 mg/ly.

◆ BORING LOCATION

STEVENS CREEK BOULEVARD



IT CORPORATION



**HYDROCARBON CONCENTRATIONS
IN SOIL
(JULY 12, 1999)**

CLIENT: SEARS STORE NO. 1468

FILE: HCS-799

PROJECT NO: 781469

PM *MS* RG/PE *EW*

LOCATION: 10101 WOLFE ROAD CUPERTINO, CALIFORNIA

REV: X
DES: MG DET: TRS DATE: 8/11/99

FIGURE: 3

APPENDIX

B

J.C. PENNEY

CLOSURE REPORT

September 1, 1994

Mr. Bob Arneson
J.C.Penney
6131 Orangethorpe Avenue
Buena Park, CA 90620

Dear Mr. Arneson:

Subject: Underground Storage Tank (UST) Case Closure—J.C.Penney Store No. 47, 10150 North Wolfe Road, Cupertino, CA; Case No. 27H

This letter confirms the completion of site investigation and remedial action for the underground storage tanks formerly located at the above-described location.

Based upon the available information and with the provision that the information provided to this agency was accurate and representative of site conditions, no further action related to the underground storage tank release is required.

This notice is issued pursuant to a regulation contained in Title 23, California Code of Regulations, Division 3, Chapter 16, Section 2721 (e).

The information in our files indicate that there are four groundwater monitoring wells at the site. A copy of the Santa Clara Valley Water District Ordinance No. 90-1, regulating the classification, construction, and destruction of wells and deep excavations in Santa Clara County, is enclosed. This ordinance explains that well owners are responsible for the maintenance and destruction of their wells. This ordinance requires that wells installed for the purpose of investigation and remediation of the underground tank release be properly destroyed when they are no longer used.

Please contact Ms. Belinda Allen at the Camden Office, (408) 927-0710, extension 2644, if you have any questions in this matter.

Sincerely,

ORIGINAL SIGNED BY

David J. Chesterman
Principal Engineer
Groundwater Quality Branch

Enclosure(s)

cc: (w/enc—if LOP case)
Ms. Lola Barba-Arroyo
State Water Resources Control Board
Division of Clean Water Programs
P.O. Box 944212
Sacramento, CA 94244-2120

Mr. John West
Regional Water Quality Control Board
San Francisco Bay Region
2101 Webster Street, Suite 500
Oakland, CA 94612

Mr. David Ghilarducci
Central Fire Protection District
14700 Winchester Boulevard
Los Gatos, CA 95030-1818

D. Chesterman, B. Allen, T. Hemmeter (w/enc), C. Tulloch (w/original enc), Database (w/enc),
Read

CT:cdh:FL9482ad

**CASE CLOSURE SUMMARY
LEAKING UNDERGROUND FUEL STORAGE TANK PROGRAM**

I. AGENCY INFORMATION

Date: January 19, 1994

Agency Name: Santa Clara Valley Water District	Address: 5750 Almaden Expressway
City/State/Zip: San Jose, CA 95118	Phone: (408) 265-2600
Responsible Staff Person: Christine A. Tulloch	Title: Water Quality Specialist

II. CASE INFORMATION

Site Facility Name: J.C. Penney Store No. 427				
Site Facility Address: 10150 North Wolfe Road, Cupertino, CA 95014				
RB LUSTIS Case No.:	Local Case No.: 0751W18B01f	LOP Case No.: 27H		
URF Filing Date:	SWEEPS No.:			
Responsible Parties		Addresses		Phone Numbers
J.C. Penney		6131 Orangethorpe Avenue Buena Vista, CA 90620		(714) 523-6853
Tank No.	Size in Gallons	Contents	Closed In—Place/Removed?	Date
2	350	Diesel	Removed	11/15/89
1	350	Waste oil	Removed	11/15/89
1	750 sump	Waste oil/water	Closed In-Place	01/21/94

III. RELEASE AND SITE CHARACTERIZATION INFORMATION

Cause and Type of Release: Holes were observed in the diesel tanks.		
Site characterization complete? Yes	Date Approved By Oversight Agency: 12/16/92	
Monitoring wells installed? Yes	Number: 4	Proper screened interval? Yes
Highest GW Depth Below Ground Surface: 122	Lowest Depth: 137	Flow Direction: West
Most Sensitive Current Use: Potential drinking water		
Are drinking water wells affected? None reported	Aquifer Name: Santa Clara Valley Groundwater Basin	
Is surface water affected? No	Nearest/Affected SW Name: Calabazas Creek	
Off-Site Beneficial Use Impacts (Addresses/Locations): None reported.		
Report(s) on file? Yes	Where is report(s) filed? Santa Clara Valley Water District	

TREATMENT AND DISPOSAL OF AFFECTED MATERIAL			
Material	Amount (Include Units)	Action (Treatment or Disposal w/Destination)	Date
Tank	2 - 350 gallons 1 - 500 gallons	Transported offsite by H&H Shipping Service	11/15/89
Piping	Not reported.	Not reported.	Not reported.
Free Product	None	NA	NA
Soil	303 tons	Disposal at Chemical Waste Management	Not reported.
Groundwater	200 gallons	Petroleum Recycling Corp.	12/17/93
Barrels	None	NA	NA

MAXIMUM DOCUMENTED CONTAMINANT CONCENTRATIONS—BEFORE AND AFTER CLEANUP									
Contaminant	Soil (ppm)		Water (ppb)		Contaminant	Soil (ppm)		Water (ppb)	
	Before	After	Before	After		Before	After	Before	After
TPH (Gas)	4	4	ND	ND	Xylene	0.75	ND	ND	ND
TPH (Diesel)	6,600	14	1,700	ND	Ethylbenzene	ND	ND	0.0038	ND
Benzene	ND	ND	0.0039	ND	Oil & Grease	1,400	3,800	ND	ND
Toluene	0.12	0.12	ND	ND	Heavy Metals	87.6(Ni)	87.6(Ni)	3.6 ³ 0.73 ⁴	NA
Chlorinated Hydrocarbons	ND	ND	0.5 ¹ 1.6 ²	ND	Other	NA	NA	NA	NA

- ¹ Bromodichloromethane
- ² Chloroform
- ³ Chromium
- ⁴ Lead

Comments (Depth of Remediation, etc.): Overexcavation of contaminated soil at the diesel tank was performed to 12 feet and soil at the waste oil tank was excavated to 14 feet. Remediation of groundwater was not performed. "After" concentrations represent verification monitoring results.

IV. CLOSURE

Does completed corrective action protect existing beneficial uses per the Regional Board Basin Plan? Yes		
Does completed corrective action protect potential beneficial uses per the Regional Board Basin Plan? Yes		
Does corrective action protect public health for current land use? Yes		
Site Management Requirements: None		
Should corrective action be reviewed if land use changes? No		
Monitoring Wells Decommissioned: No	Number Decommissioned: -0-	Number Retained: 4
List Enforcement Actions Taken: None		
List Enforcement Actions Rescinded: None		

V. LOCAL AGENCY REPRESENTATIVE DATA

Name: David J. Chesterman	Title: Principal Engineer
Signature: <i>[Handwritten Signature]</i>	Date: 8/2/94

VI. REGIONAL BOARD NOTIFICATION

Date Submitted to RB: August 17, 1994	RB Response: CONCUR - <i>BASED SOLELY ON INFORMATION PROVIDED IN THIS SUMMARY & THE ATTACHED RECOMMENDATION MEMORANDUM.</i>	
Regional Board Staff Name: JOHN R. WEST <i>[Initials]</i>	Title: E.S. II	Date: August 17, 1994

VII. ADDITIONAL COMMENTS, DATA, ETC.

See attached closure recommendation for additional data and discussions.
--

This document and the related CASE CLOSURE LETTER, shall be retained by the lead agency as part of the official site file.

APPENDIX

C GEOSPHERE REPORT





October 25, 2016

Mr. Nandy Kumar
Sand Hill Property Company
2282 Sand Hill Road, Suite 241
Menlo Park, California 94025

Subject: Analytical Soil Sampling and Testing Study
The Hills at Vallco
Wolfe Road and Stevens Creek Boulevard
Cupertino, California 94025
Geosphere Project No. 91-03790-B

Dear Mr. Kumar:

As authorized, **Geosphere Consultants, Inc.** (Geosphere) has performed a Limited Analytical Soil Sampling and Testing Study for the proposed construction located at the subject site in Cupertino, California.

PURPOSE AND SCOPE

The purpose of this study was to provide a preliminary screening of potential chemicals of concern at the site. It is our understanding that the subject project will generate over 1.3 million yards of excess soil, and that this soil is planned to be imported to Treasure Island. The scope of work for this study is a screening tool for preliminary assessment of the site and has been prepared in accordance with our proposal dated August 5, 2016.

We were provided with a technical memorandum prepared by Terraphase dated June 3, 2016, and titled *Treasure Island Soil Import Criteria* prior to the start of our investigation. This memorandum details the criteria for chemicals of concern for imported soils at Treasure Island. We relied on this report to develop a testing program that would comply with the Treasure Island soil import criteria.

We were not provided with a Phase 1 Environmental Site Assessment of the site. However, we reviewed the State of California Geo-Tracker Website database for known environmental sites of concern. Based on a review of this database we understand that two Leaking Underground Storage Tank (LUST) sites are located within the project property; a former Sears and Roebuck Auto Center is located in the southwest corner of the site, and a JC Penny related LUST is located at the existing parking garage at the southwest corner of Vallco Parkway and Wolfe Road.

The scope of this study included the review of pertinent published and unpublished documents related to the site, drilling eight borings using direct push samplers, laboratory testing of discrete soil samples, engineering analysis

of the accumulated data, and preparation of this report. The conclusions and recommendations presented in this report are based on the data acquired and analyzed during this study, and on prudent engineering judgment and experience.

SITE AND PROJECT DESCRIPTION

We understand that *The Hills at Vallco* will be a multi-structured mixed-use commercial and residential development with an entertainment district and recreational facilities throughout.

The site is currently occupied by the Vallco Shopping Center and associated parking and site development over a 50-acre site, as shown in *Figure 1 – Site Vicinity Map* and *Figure 2- Environmental Boring Plan*. The site is bounded by Highway 280 to the north and Stevens Creek Boulevard to the south, with residential developments to the west and commercial developments to the east. Wolfe Road runs north-south through the site. The existing structures include commercial shopping structures, a theater, restaurants, and both on-grade and multi-storied parking structures. The new project will include approximately eight million square feet of mixed use development, including one and two-story below grade parking levels with 16 separate mid-rise buildings above, of varying height. The project includes a 30-acre green roof over all of the buildings and also at links between the green roof structure and structures below.

FIELD EXPLORATION

Test Borings

A limited subsurface field exploration program was undertaken on September 6, 2016 to collect various discrete soil samples at the field site. A total of eight borings were drilled using a mobile direct push Geoprobe DT-22 as shown on Figure 2. Boring E-1 went to a maximum depth of 50 feet, E-2 to a depth of 45 feet, E-3 to a depth of 35 feet, and E-4 through E-8 to a depth of 20 feet. The soil was continuously sampled in five foot intervals, with discrete samples being collected at depths of 1', 5', 10', 15', 20', 30', 40', and 50', where applicable. Following the completion of drilling, the boreholes were backfilled using grout and excess auger cuttings.

The location and depths of the borings for the field exploration plan were chosen to cover the extent of the project, with the deeper borings correlating to areas where the proposed excavation will be deeper. Additional borings were placed adjacent to identified LUST sites where possible. A total of 48 samples were taken across all borings, and 32 of these were sent to the lab for testing.

A Geosphere staff engineer visually classified the materials encountered in the borings in general accordance with the Unified Soil Classification System.

Boring logs with descriptions of the various materials encountered in each boring are presented in Appendix A. The ground surface elevations indicated on the soil boring logs were estimated based on elevations shown on Google Earth.

LABORATORY TESTING

Laboratory tests were performed on 32 selected discrete samples to determine the presence of chemicals of concern in accordance with the Treasure Island import soil criteria. The soil samples were transported on ice to a California State-Certified laboratory for testing. Proper chain-of-custody procedures were followed. The soil samples were tested for Volatile Organic Compounds including MTBE4 and TPH gas (EPA 8260B), Semi-Volatile Organic Compounds (EPA 8270C), Pesticides (EPA 8081), PCBs (EPA 8082), TPH diesel and motor oil (EPA 8015M), Naturally Occurring Asbestos (California Air Resource Board Test Method 435), Dioxins and Furans (EPA 8290A), and CAM 17 metals (EPA 6010B/7471A). The soil was also tested for STLC of Chromium (Title 22) in thirty of the samples, due to the relatively high levels discovered through the CAM 17 results. The STLC results will be provided in a supplemental letter.

The attached tables compare all (detected) results to the Treasure Island Soil Import Criteria, which itself is based upon the San Francisco Regional Water Quality Control Board (SFRWQCB) Region 2 Environmental Screening Levels (ESLs) for soils less than three meters in depth in residential areas where water is not a current or potential source of drinking water and the U.S. Environmental Protection Agency (EPA) Regional Screening Levels (RSLs) for residential land use. We note that other waste facilities provide their own criteria for acceptance of off-haul material and these results should be provided and screened by them for acceptance or further testing requirements. We recommend that the results be reviewed immediately for any additional testing or extraction requirements. Other testing may require additional sampling depending on the quantity of sample remaining in the labs custody.

LABORATORY FINDINGS

A summary table (Table 9) has been included which lists only those constituents that have exceeded the Import Criteria. Vanadium and Cobalt appear to be the main contaminants on-site, as they express levels higher than the Import Criteria for most samples. A couple of SVOCs exhibit high levels near the surface in E1-1, E3-2 has a high amount of the pesticide Dieldrin, and E5-1 shows a high level of the PCB Aroclor 1254.

CONCLUSIONS AND RECOMMENDATIONS

We recommend that you have the receivers of the soil review these results as soon as possible. We provided the preliminary results to Terraphase and they indicated that a submission of the geotechnical results would be needed for their complete review of the results. Additional consulting and testing may be required by the receiving body including an EPA Phase 1 performed. In addition, we anticipate that a Soils Management Handling Plan may be necessary during construction. This could potentially involve quarantining the surficial soils where contamination is more prevalent, and the monitoring/sampling of soil is being prepped for off haul.

LIMITATIONS AND UNIFORMITY OF CONDITIONS

This report is issued with the understanding that it is the responsibility of the owner or his representatives to see that the information and recommendations contained herein are called to the attention of the other members of the design team and incorporated into the plans and specifications, and that the necessary steps are taken to see that the recommendations are implemented during construction.

We note that no geotechnical data has been gathered from our activities on site thus far, in accordance with our prior proposal to you. The findings and recommendations presented in this report are valid as of the present time for the development as currently proposed. However, changes in the conditions of the property or adjacent properties may occur with the passage of time, whether by natural processes or the acts of other persons. In addition, changes in applicable or appropriate standards may occur through legislation or the broadening of knowledge. Accordingly the findings and recommendations presented in this report may be invalidated, wholly or in part, by changes outside our control.

Should you or members of the design team have questions or need additional information, please contact either of the undersigned at eswenson@geosphereinc.net. We greatly appreciate the opportunity to be of service to you.

Sincerely,

GEOSPHERE CONSULTANTS INC.



Nick Anastasio, EIT
Staff Geotechnical Engineer



Eric J. Swenson, G.E., C.E.G.
President

Attachments: Tables 1 thru 9
Figure 1 – Site Vicinity Map
Figure 2 – Boring Location Plan
Appendix A – Boring Logs
Accutest Analytical Results (Sent under separate cover)

Distribution: 2 plus PDF to Addressee, NKumar@shcmllc.com
PDF to Paul Hanson, phansen@shcmllc.com

CF/CTD/EJS:pmf

Table 1. Summary of Detected Results, Vallco Mall Soil Sampling, September 6, 2016

Constituent	E1-1	E1-2	E1-3	E1-4	Import Criteria*
Inorganics/CAM 17 metals					
Arsenic	2.5	3.5	ND	3.0	10
Barium	344	174	76.4	96.7	1500
Chromium	32.9	84.9	54.7	89.6	2500
Cobalt	ND	19.7	ND	19.6	16
Copper	25.4	38.1	23.3	30.2	310
Lead	7.4	9.1	ND	7.3	80
Mercury (elemental)	0.087	0.045	0.063	0.043	1.0
Nickel	36.7	105	48.7	87.6	490
Vanadium	37.2	64.1	59.5	69.0	39
Zinc	44.7	58.3	35.2	48.5	2,300
Pesticides/PCBs					
None Detected					N/A
Volatile and Semi-volatile organic chemicals (VOCs/SVOCs), including Polycyclic Aromatic Hydrocarbons (PAHs)					
Benzo(a)pyrene	0.0297 J	ND	ND	ND	0.016
Benzo(b)fluoranthene	0.0416 J	ND	ND	ND	0.16
Benzo(g,h,i)perylene	0.0316 J	ND	ND	ND	2.5
Benzo(k)fluoranthene	0.0203 J	ND	ND	ND	1.6
Chrysene	0.0553	ND	ND	ND	3.8
Dibenz(a,h)anthracene	0.0176 J	ND	ND	ND	0.016
1-Methylnaphthalene	0.168 J	ND	ND	ND	N/A
2-Methylnaphthalene	0.178 J	ND	ND	ND	0.25
Total Petroleum Hydrocarbons (TPH)					
TPH (diesel)	120 J	ND	ND	ND	230
TPH (motor oil)	841	ND	ND	2.78 J	5100

All results in milligram per kilogram (mg/kg).

ND Not detected above method detection limit (MDL)

J Estimated value

*Import Criteria: Based on "Treasure Island Soil Import Criteria" (2016)

Reported Concentrations in bold exceed the corresponding screening value, or other typical disposal/re-use criteria.

Table 2. Summary of Detected Results, Vallco Mall Soil Sampling, September 6, 2016

Constituent	E1-8	E2-1	E2-2	E2-3	ESL*
Inorganics/CAM 17 metals					
Arsenic	3.6	3.3	3.1	3.1	10
Barium	90.9	111	218	198	1500
Chromium	27.8	50.9	74.4	79.8	2500
Cobalt	ND	13	16.1	18.8	16
Copper	19.3	4.1	35.0	36.4	310
Lead	7.4	3.2	9.3	9.3	80
Mercury (elemental)	0.45	0.038	ND	ND	1.0
Nickel	36.2	6.5	94.4	100	490
Vanadium	31.2	8.1	47.2	49.2	39
Zinc	47.5	3.2	52.6	54.8	2,300
Pesticides/PCBs					
None Detected					N/A
Volatile and Semi-volatile organic chemicals (VOCs/SVOCs), including Polycyclic Aromatic Hydrocarbons (PAHs)					
Acetone	ND	ND	0.026 J	ND	0.50
Bis(2-Ethylhexyl)phthalate	ND	0.0388 J	ND	ND	39
Total Petroleum Hydrocarbons (TPH)					
TPH (diesel)	ND	2.86 J	ND	ND	230
TPH (motor oil)	ND	11.4	ND	ND	5100

All results in milligram per kilogram (mg/kg).

ND Not detected above method detection limit (MDL)

J Estimated value

*Import Criteria: Based on "Treasure Island Soil Import Criteria" (2016)

Reported Concentrations in bold exceed the corresponding screening value, or other typical disposal/re-use criteria.

Table 3. Summary of Detected Results, Vallico Mall Soil Sampling, September 6, 2016

Constituent	E2-5	E2-7	E3-1	E3-2	ESL*
Inorganics/CAM 17 metals					
Arsenic	3.7	3.0	3.2	2.7	10
Barium	164	128	152	143	1500
Chromium	72.6	67.7	62.0	65.1	2500
Cobalt	17.7	16.1	14.2	15.2	16
Copper	37.0	35.0	29.6	30.9	310
Lead	8.5	7.6	8.1	9.1	80
Mercury (elemental)	0.10	0.093	0.042	0.042	1.0
Nickel	95.6	90.8	70.9	77.5	490
Vanadium	53.4	44.5	47.2	50.0	39
Zinc	53.8	56.5	55.2	52.0	2,300
Pesticides/PCBs					
4, 4' – DDD	ND	ND	ND	0.0017 J	1.0
4, 4' – DDE	ND	ND	ND	0.0208	1.0
Dieldrin	ND	ND	ND	0.0025 J	0.00017
Volatile and Semi-volatile organic chemicals (VOCs/SVOCs), including Polycyclic Aromatic Hydrocarbons (PAHs)					
Acetone	ND	ND	ND	0.0951	0.50
2-Butanone (MEK)	ND	ND	ND	0.0151	5.1
Total Petroleum Hydrocarbons (TPH)					
TPH (diesel)	ND	ND	ND	4.60 J	230
TPH (motor oil)	ND	ND	6.52	6.48	5100

All results in milligram per kilogram (mg/kg).

ND Not detected above method detection limit (MDL)

J Estimated value

*Import Criteria: Based on "Treasure Island Soil Import Criteria" (2016)

Reported Concentrations in bold exceed the corresponding screening value, or other typical disposal/re-use criteria.

Table 4. Summary of Detected Results, Vallico Mall Soil Sampling, September 6, 2016

Constituent	E3-4	E3-6	E4-1	E4-2	ESL*
Inorganics/CAM 17 metals					
Arsenic	3.2	3.1	3.9	4.5	10
Barium	147	120	172	167	1500
Chromium	66.1	78.1	82.5	65.3	2500
Cobalt	15.5	12.6	17.9	16.7	16
Copper	30.6	27.7	39.0	32.0	310
Lead	7.4	6.9	9.6	10.5	80
Mercury (elemental)	0.10	0.062	0.098	0.044	1.0
Nickel	78.2	65.5	101	82.4	490
Vanadium	54.7	66.7	61.4	52.5	39
Zinc	47.0	47.7	59.7	56.6	2,300
Pesticides/PCBs					
None Detected					N/A
Volatile and Semi-volatile organic chemicals (VOCs/SVOCs), including Polycyclic Aromatic Hydrocarbons (PAHs)					
Acetone	0.104	ND	ND	ND	0.50
2-Butanone (MEK)	0.0163 J	ND	ND	ND	5.1
Methylene Chloride	ND	0.0113	0.0104 J	0.0099	0.077
Total Petroleum Hydrocarbons (TPH)					
TPH (diesel)	ND	ND	ND	ND	230
TPH (motor oil)	2.40 J	ND	3.60 J	ND	5100

All results in milligram per kilogram (mg/kg).

ND Not detected above method detection limit (MDL)

J Estimated value

*Import Criteria: Based on "Treasure Island Soil Import Criteria" (2016)

Reported Concentrations in bold exceed the corresponding screening value, or other typical disposal/re-use criteria.

Table 5. Summary of Detected Results, Vallico Mall Soil Sampling, September 6, 2016

Constituent	E4-3	E5-1	E5-2	E5-3	ESL*
Inorganics/CAM 17 metals					
Arsenic	4.7	3.8	4.1	2.9	10
Barium	140	364	158	136	1500
Chromium	58.7	66.6	74.1	73.2	2500
Cobalt	15.8	14.7	16.5	16.9	16
Copper	34.1	33.1	33.5	33.3	310
Lead	9.7	15.7	14.4	8.1	80
Mercury (elemental)	0.12	0.090	0.048	0.045	1.0
Nickel	93.7	72.5	86.1	86.9	490
Vanadium	49.2	60.9	59.6	52.2	39
Zinc	58.0	61.9	64.6	52.9	2,300
Pesticides/PCBs					
4, 4' – DDD	ND	0.0226 J	ND	ND	1.0
4, 4' – DDE	ND	ND	0.0247	ND	1.0
4, 4' – DDT	ND	0.0336 J	0.0084 J	ND	1.0
Aroclor 1254	ND	0.523	ND	ND	0.12
Dieldrin	ND	ND	0.0055 J	ND	0.00017
Volatile and Semi-volatile organic chemicals (VOCs/SVOCs), including Polycyclic Aromatic Hydrocarbons (PAHs)					
Benzo(a)anthracene	ND	0.0246	ND	ND	0.16
Benzo(a)pyrene	ND	0.0233	ND	ND	0.016
Benzo(b)fluoranthene	ND	0.0194	ND	ND	0.16
Benzo(g,h,i)perylene	ND	0.0402	ND	ND	2.5
Benzo(k)fluoranthene	ND	0.0073 J	ND	ND	1.6
Chrysene	ND	0.0858	ND	ND	3.8
Dibenz(a,h)anthracene	ND	0.0126 J	ND	ND	0.016
Indeno(1,2,3-cd)pyrene	ND	0.0093 J	ND	ND	0.16
Methylene Chloride	0.0083 J	0.0051 J	0.0065 J	0.0086 J	0.077
Pyrene	ND	0.0309 J	ND	ND	85
Total Petroleum Hydrocarbons (TPH)					
TPH (diesel)	ND	88.3	3.02 J	ND	230
TPH (motor oil)	ND	218	10.8	3.77 J	5100

All results in milligram per kilogram (mg/kg).

ND Not detected above method detection limit (MDL)

J Estimated value

*Import Criteria: Based on "Treasure Island Soil Import Criteria" (2016)

Reported Concentrations in bold exceed the corresponding screening value, or other typical disposal/re-use criteria.

Table 6. Summary of Detected Results, Vallico Mall Soil Sampling, September 6, 2016

Constituent	E6-1	E6-2	E6-4	E7-1	ESL*
Inorganics/CAM 17 metals					
Arsenic	3.5	3.5	2.4	ND	10
Barium	135	199	135	156	1500
Chromium	77.3	78.8	82.3	69.0	2500
Cobalt	16.5	18.1	18.3	14.8	16
Copper	35.1	37.0	34.0	33.9	310
Lead	15.1	9.0	7.7	10.3	80
Mercury (elemental)	0.13	0.056	0.047	0.048	1.0
Nickel	82.6	98.4	81.8	82.5	490
Vanadium	60.3	54.0	63.9	51.2	39
Zinc	58.0	57.1	47.9	52.2	2,300
Pesticides/PCBs					
4, 4' – DDD	0.0295 J	ND	ND	ND	1.0
4, 4' – DDE	0.140	ND	ND	0.0088 J	1.0
4, 4' – DDT	0.0702	ND	ND	ND	1.0
Dieldrin	0.0322	ND	ND	0.0049 J	0.00017
Volatile and Semi-volatile organic chemicals (VOCs/SVOCs), including Polycyclic Aromatic Hydrocarbons (PAHs)					
Acetone	ND	ND	ND	0.210	0.5
Benzo(b)fluoranthene	0.0040 J	ND	ND	ND	0.16
Chrysene	0.0049 J	ND	ND	ND	3.8
Methylene Chloride	0.0134	0.0124	0.0068 J	0.0136	0.077
2-Butanone (MEK)	ND	ND	ND	0.0459	5.1
Total Petroleum Hydrocarbons (TPH)					
TPH (diesel)	6.24	ND	ND	10.1	230
TPH (motor oil)	23.9	7.59	3.42 J	29.7	5100

All results in milligram per kilogram (mg/kg).

ND Not detected above method detection limit (MDL)

J Estimated value

*Import Criteria: Based on "Treasure Island Soil Import Criteria" (2016)

Reported Concentrations in bold exceed the corresponding screening value, or other typical disposal/re-use criteria.

Table 7. Summary of Detected Results, Vallico Mall Soil Sampling, September 6, 2016

Constituent	E7-2	E7-3	E7-5	E8-1	ESL*
Inorganics/CAM 17 metals					
Arsenic	3.0	2.7	4.2	3.7	10
Barium	164	139	115	142	1500
Chromium	71.4	69.0	56.7	70.4	2500
Cobalt	19.3	17.2	11.4	14.6	16
Copper	34.9	33.4	31.1	33.8	310
Lead	9.2	7.6	8.5	37.5	80
Mercury (elemental)	ND	ND	0.12	0.12	1.0
Nickel	96.6	68.6	68.4	81.1	490
Vanadium	41.8	60.1	46.4	52.2	39
Zinc	53.0	51.9	52.7	54.0	2,300
Pesticides/PCBs					
4, 4' – DDE	ND	ND	ND	0.00063 J	1.0
4, 4' – DDT	ND	ND	ND	0.0012 J	1.0
Aroclor 1254	ND	ND	ND	0.0256	0.12
Volatile and Semi-volatile organic chemicals (VOCs/SVOCs), including Polycyclic Aromatic Hydrocarbons (PAHs)					
Acetone	0.0292 J	ND	ND	ND	0.5
Methylene Chloride	0.0085	0.0122	0.0116	0.0102	0.077
Total Petroleum Hydrocarbons (TPH)					
TPH (diesel)	ND	ND	ND	10.5	230
TPH (motor oil)	5.22	ND	ND	44.5	5100

All results in milligram per kilogram (mg/kg).

ND Not detected above method detection limit (MDL)

J Estimated value

*Import Criteria: Based on "Treasure Island Soil Import Criteria" (2016)

Reported Concentrations in bold exceed the corresponding screening value, or other typical disposal/re-use criteria.

Table 8. Summary of Detected Results, Vallico Mall Soil Sampling, September 6, 2016

Constituent	E8-2	E8-3	E8-4	E8-5	ESL*
Inorganics/CAM 17 metals					
Arsenic	3.0	3.1	4.4	3.6	10
Barium	177	112	86.7	115	1500
Chromium	76.3	77.5	49.5	48.9	2500
Cobalt	17.6	18.1	11.1	ND	16
Copper	35.5	33.5	25.1	27.3	310
Lead	9.1	8.2	8.2	7.4	80
Mercury (elemental)	ND	0.055	0.065	0.086	1.0
Nickel	93.4	83.1	61.8	62.6	490
Vanadium	52.7	53.9	44.9	43.0	39
Zinc	52.7	49.0	49.6	50.0	2,300
Pesticides/PCBs					
None Detected					N/A
Volatile and Semi-volatile organic chemicals (VOCs/SVOCs), including Polycyclic Aromatic Hydrocarbons (PAHs)					
2-Butanone (MEK)	0.0120 J	ND	ND	ND	5.1
Acetone	0.0730	ND	ND	ND	0.5
Methylene Chloride	0.0091	0.0055 J	0.0129	0.0078 J	0.077
Total Petroleum Hydrocarbons (TPH)					
TPH (diesel)	ND	ND	ND	ND	230
TPH (motor oil)	7.88	ND	ND	ND	5100

All results in milligram per kilogram (mg/kg).

ND Not detected above method detection limit (MDL)

J Estimated value

*Import Criteria: Based on "Treasure Island Soil Import Criteria" (2016)

Reported Concentrations in bold exceed the corresponding screening value, or other typical disposal/re-use criteria.

Table 9. Summary of Detected Results that Surpass Import Criteria, Vallco Mall Soil Sampling, September 6, 2016

Sample #	Constituent 1	Detected Amount (mg/kg)	TI Import Criteria (mg/kg)	Constituent 2	Detected Amount (mg/kg)	TI Import Criteria (mg/kg)
E1-1	Benzo(a)pyrene	0.0297	0.016	Dibenz(a,h)anthracene	0.0176	0.016
E1-2	Cobalt	19.7	16	Vanadium	64.1	39
E1-3	Vanadium	59.5	39	N/A	-	-
E1-4	Cobalt	19.6	16	Vanadium	69.0	39
E1-8	<i>No Test Results Exceeded Import Criteria</i>					
E2-1	<i>No Test Results Exceeded Import Criteria</i>					
E2-2	Vanadium	47.2	39	N/A	-	-
E2-3	Cobalt	18.8	16	Vanadium	49.2	39
E2-5	Cobalt	17.7	16	Vanadium	53.4	39
E2-7	Cobalt	16.1	16	Vanadium	44.5	39
E3-1	Vanadium	47.2	39	N/A	-	-
E3-2	Vanadium	50.0	39	Dieldrin	0.0025	0.00017
E3-4	Vanadium	54.7	39	N/A	-	-
E3-6	Vanadium	66.7	39	N/A	-	-
E4-1	Cobalt	17.9	16	Vanadium	61.4	39
E4-2	Cobalt	16.7	16	Vanadium	52.5	39
E4-3	Vanadium	49.2	39	N/A	-	-
E5-1	Vanadium	60.9	39	Aroclor 1254	0.523	0.12
E5-2	Cobalt	16.5	16	Vanadium	59.6	39
E5-3	Cobalt	16.9	16	Vanadium	52.2	39
E6-1	Cobalt	16.5	16	Vanadium	60.3	39
E6-2	Cobalt	18.1	16	Vanadium	54.0	39
E6-4	Cobalt	18.3	16	Vanadium	63.9	39
E7-1	Vanadium	51.2	39	N/A	-	-
E7-2	Vanadium	41.8	39	N/A	-	-
E7-3	Cobalt	17.2	16	Vanadium	60.1	39
E7-5	Vanadium	46.4	39	N/A	-	-
E8-1	Vanadium	52.2	39	N/A	-	-
E8-2	Cobalt	17.6	16	Vanadium	52.7	39
E8-3	Cobalt	18.1	16	Vanadium	53.9	39
E8-4	Vanadium	44.9	39	N/A	-	-
E8-5	Vanadium	43.0	39	N/A	-	-

FIGURES

- Figure 1 – Site Vicinity Map
- Figure 2 –Boring Location Plan



Map Scale



Source: Cupertino, California-Alameda Co., US Topographic Map 7.5-Minute Series, United States Geological Survey (2015)

The Hills at Valico
Wolfe Road and Valico Parkway
Cupertino, California



September 2016

91-03790-B

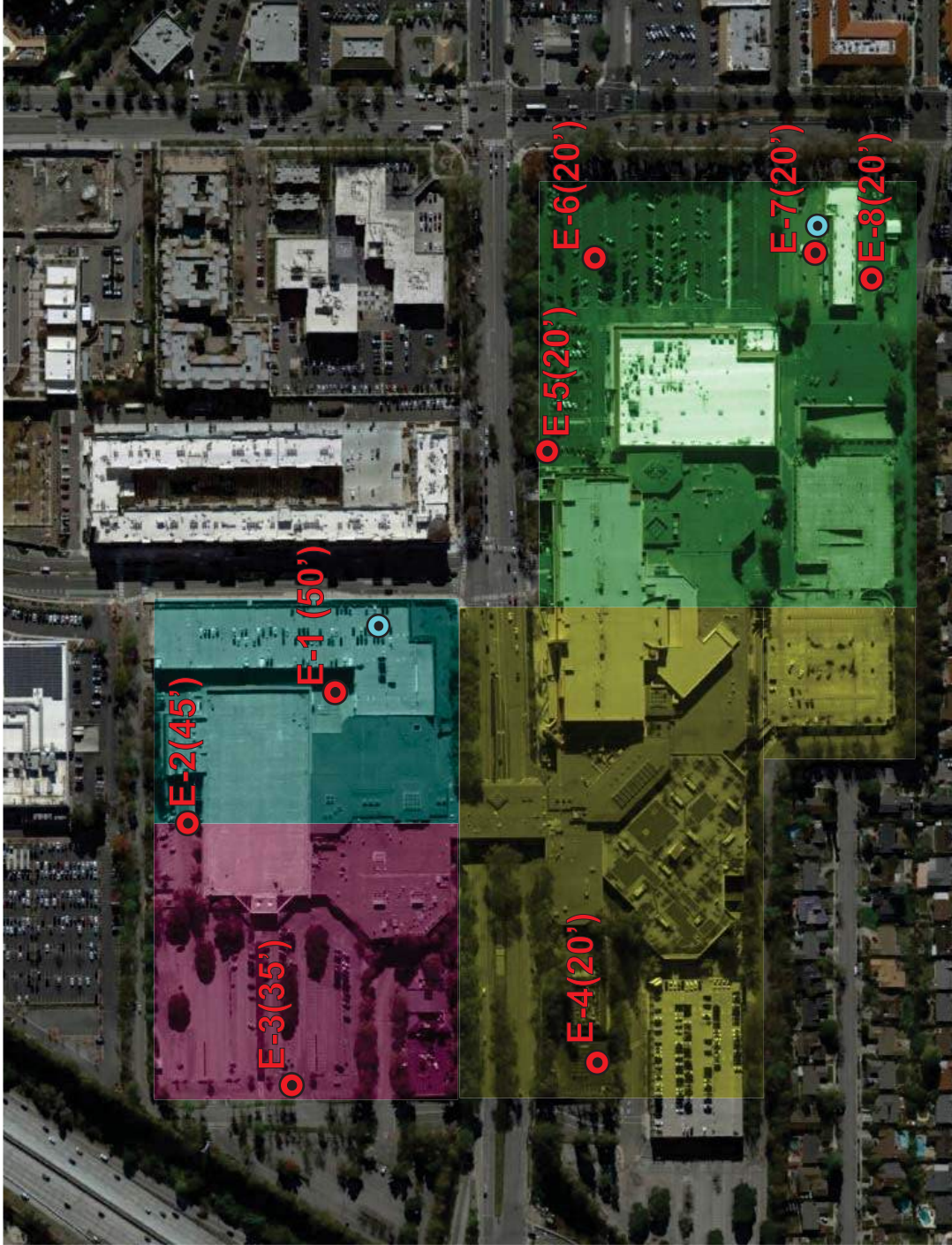
Site Vicinity Map

Figure 1



- Surface Elev: 181'
Bottom of Excavation Elev: 128'
Elev Difference: 53'
- Surface Elev: 181'
Bottom of Excavation Elev: 139'
Elev Difference: 42'
- Surface Elev: 180'
Bottom of Excavation Elev: 160'
Elev Difference: 20'
- Surface Elev: 193' to 180', S to N
Bottom of Excavation Elev: 166' to 160', S to N
Elev Difference: 27' to 20'

All elevations approximate



-  - Approximate Environmental Boring Location
-  - Approximate LUST Location, from GeoTracker

Note: Borings E-3 & E-2 were stopped due to refusal at the indicated depth













The Hills at Vallico Wolfe Road and Vallico Parkway Cupertino, California	91-03790-B	September 2016
 Conceptone Environmental Services, Inc. <small>Environmental & Geotechnical Engineering</small>	Environmental Boring Plan	Figure 2

APPENDIX A

Boring Logs

CLIENT Sand Hill Property Company
 PROJECT NUMBER 91-03790-B
 DATE STARTED 9/6/16 COMPLETED 9/6/16
 DRILLING CONTRACTOR Penecore Drilling
 DRILLING METHOD Geoprobe - DT22
 LOGGED BY CF CHECKED BY EJS
 NOTES _____

PROJECT NAME The Hills at Vallco - Analytical Soil Sampling and Testing
 PROJECT LOCATION Wolfe Road and Vallco Parkway, Cupertino, CA
 GROUND ELEVATION 179 ft HOLE SIZE 2 inches
 GROUND WATER LEVELS:
 AT TIME OF DRILLING ---
 AT END OF DRILLING ---
 AFTER DRILLING ---

DEPTH (ft)	GRAPHIC LOG	MATERIAL DESCRIPTION	SAMPLE TYPE NUMBER	RECOVERY % (RQD)	SPT BLOW COUNTS (N VALUE)	POCKET PEN. (tsf)	DRY UNIT WT. (pcf)	MOISTURE CONTENT (%)	ATTERBERG LIMITS			FINES CONTENT (%)
									LIQUID LIMIT	PLASTIC LIMIT	PLASTICITY INDEX	
0												
		<u>ASPHALT CONCRETE</u> :										
		<u>BASEROCK</u> :	 GB E1-1									
		(CL) <u>LEAN CLAY</u> : Brown, moist, with sand and gravel.										
5			 GB E1-2									
		Occasional pockets of gravelly material throughout depth.										
10			 GB E1-3									
		(CL) <u>SANDY CLAY</u> : Brown, moist.										
15			 GB E1-4									
20			 GB E1-5									
		Sand content fluctuating with depth.										
25												

(Continued Next Page)



CLIENT Sand Hill Property Company

PROJECT NAME The Hills at Vallco - Analytical Soil Sampling and Testing

PROJECT NUMBER 91-03790-B

PROJECT LOCATION Wolfe Road and Vallco Parkway, Cupertino, CA

DEPTH (ft)	GRAPHIC LOG	MATERIAL DESCRIPTION	SAMPLE TYPE NUMBER	RECOVERY % (RQD)	SPT BLOW COUNTS (N VALUE)	POCKET PEN. (tsf)	DRY UNIT WT. (pcf)	MOISTURE CONTENT (%)	ATTERBERG LIMITS			FINES CONTENT (%)
									LIQUID LIMIT	PLASTIC LIMIT	PLASTICITY INDEX	
25		(CL) <u>SANDY CLAY</u> : Brown, moist. <i>(continued)</i>										
		(SC) <u>CLAYEY SAND</u> : Brown, moist.										
30				GB E1-6								
		(CL) <u>SANDY CLAY</u> : Brown, moist.										
35												
40			GB E1-7									
45												
50			GB E1-8									
		Bottom of borehole at 50.0 feet.										



CLIENT Sand Hill Property Company
PROJECT NUMBER 91-03790-B
DATE STARTED 9/6/16 **COMPLETED** 9/6/16
DRILLING CONTRACTOR Penecore Drilling
DRILLING METHOD Geoprobe - DT22
LOGGED BY CF **CHECKED BY** EJS
NOTES

PROJECT NAME The Hills at Vallco - Analytical Soil Sampling and Testing
PROJECT LOCATION Wolfe Road and Vallco Parkway, Cupertino, CA
GROUND ELEVATION 179 ft **HOLE SIZE** 2 inches
GROUND WATER LEVELS:
AT TIME OF DRILLING ---
AT END OF DRILLING ---
AFTER DRILLING ---

DEPTH (ft)	GRAPHIC LOG	MATERIAL DESCRIPTION	SAMPLE TYPE NUMBER	RECOVERY % (RQD)	SPT BLOW COUNTS (N VALUE)	POCKET PEN. (tsf)	DRY UNIT WT. (pcf)	MOISTURE CONTENT (%)	ATTERBERG LIMITS			FINES CONTENT (%)
									LIQUID LIMIT	PLASTIC LIMIT	PLASTICITY INDEX	
0		<u>ASPHALT CONCRETE</u> :										
		<u>BASEROCK</u> :	GB E2-1									
		(CL) <u>LEAN CLAY</u> : Brown, moist, with fine sand.										
5			GB E2-2									
10			GB E2-3									
		(SC) <u>CLAYEY SAND</u> : Brown, moist.										
15			GB E2-4									
20			GB E2-5									
		(CL) <u>SANDY CLAY</u> : Brown, moist.										
25												

(Continued Next Page)



CLIENT Sand Hill Property Company
PROJECT NUMBER 91-03790-B
DATE STARTED 9/6/16 **COMPLETED** 9/6/16
DRILLING CONTRACTOR Penecore Drilling
DRILLING METHOD Geoprobe - DT22
LOGGED BY CF **CHECKED BY** EJS
NOTES

PROJECT NAME The Hills at Vallco - Analytical Soil Sampling and Testing
PROJECT LOCATION Wolfe Road and Vallco Parkway, Cupertino, CA
GROUND ELEVATION 182 ft **HOLE SIZE** 2 inches
GROUND WATER LEVELS:
AT TIME OF DRILLING ---
AT END OF DRILLING ---
AFTER DRILLING ---

DEPTH (ft)	GRAPHIC LOG	MATERIAL DESCRIPTION	SAMPLE TYPE NUMBER	RECOVERY % (RQD)	SPT BLOW COUNTS (N VALUE)	POCKET PEN. (tsf)	DRY UNIT WT. (pcf)	MOISTURE CONTENT (%)	ATTERBERG LIMITS			FINES CONTENT (%)
									LIQUID LIMIT	PLASTIC LIMIT	PLASTICITY INDEX	
0		ASPHALT CONCRETE : BASEROCK : (CL) LEAN CLAY : Brown to black, moist, with gravel and rock fragments.	GB E3-1									
5		Less gravel with depth.	GB E3-2									
10		(CL) SANDY CLAY : Brown, moist.	GB E3-3									
15		(CL) LEAN CLAY : Brown, moist.	GB E3-4									
20		(CL) SANDY CLAY : Brown, moist.	GB E3-5									
25												

(Continued Next Page)



CLIENT Sand Hill Property Company
 PROJECT NUMBER 91-03790-B
 DATE STARTED 9/6/16 COMPLETED 9/6/16
 DRILLING CONTRACTOR Penecore Drilling
 DRILLING METHOD Geoprobe - DT22
 LOGGED BY CF CHECKED BY EJS
 NOTES _____

PROJECT NAME The Hills at Vallco - Analytical Soil Sampling and Testing
 PROJECT LOCATION Wolfe Road and Vallco Parkway, Cupertino, CA
 GROUND ELEVATION 187 ft HOLE SIZE 2 inches
 GROUND WATER LEVELS:
 AT TIME OF DRILLING ---
 AT END OF DRILLING ---
 AFTER DRILLING ---

DEPTH (ft)	GRAPHIC LOG	MATERIAL DESCRIPTION	SAMPLE TYPE NUMBER	RECOVERY % (RQD)	SPT BLOW COUNTS (N VALUE)	POCKET PEN. (tsf)	DRY UNIT WT. (pcf)	MOISTURE CONTENT (%)	ATTERBERG LIMITS			FINES CONTENT (%)
									LIQUID LIMIT	PLASTIC LIMIT	PLASTICITY INDEX	
0		<u>ASPHALT CONCRETE</u> :										
		<u>BASEROCK</u> :										
		(CL) <u>LEAN CLAY</u> : Mottled brown tan black, moist, with gravel.	GB E5-1									
5			GB E5-2									
		(CL) <u>LEAN CLAY</u> : Brown, moist, with sand.										
10			GB E5-3									
		(SC) <u>CLAYEY SAND</u> : Brown, moist, with gravel.										
15			GB E5-4									
		(CL) <u>LEAN CLAY</u> : Brown, moist, with sand.										
20			GB E5-5									

Bottom of borehole at 20.0 feet.

ACCUTEST ANALYTICAL RESULTS

Technical Report for**Geosphere Consultants**

Vallco Mall, Wolfe Rd, Cupertino CA

91-03790-B

SGS Accutest Job Number: C47015

Sampling Date: 09/06/16

Report to:Geosphere Consultants
2001 Crow Canyon Road Suite #100
San Ramon, CA 94566
cfrost@geosphereinc.net

ATTN: Nick Anastasio

Total number of pages in report: **493**Test results contained within this data package meet the requirements
of the National Environmental Laboratory Accreditation Program
and/or state specific certification programs as applicable.

A handwritten signature in black ink, appearing to read "James J. Rhudy".

James J. Rhudy
Lab Director**Client Service contact: Nutan Kabir 408-588-0200**Certifications: CA (ELAP 2910) AK (UST-092) AZ (AZ0762) NV (CA00150) OR (CA300006) WA (C925)
DoD ELAP (L-A-B L2242)This report shall not be reproduced, except in its entirety, without the written approval of SGS Accutest.
Test results relate only to samples analyzed.

Table of Contents

Sections:

1

2

3

4

5

6

7

8

9

10

-1-

Section 1: Sample Summary	4
Section 2: Summary of Hits	7
Section 3: Sample Results	19
3.1: C47015-1: E1-1	20
3.2: C47015-2: E1-2	31
3.3: C47015-3: E1-3	42
3.4: C47015-4: E1-4	53
3.5: C47015-5: E1-8	64
3.6: C47015-6: E2-1	75
3.7: C47015-7: E2-2	86
3.8: C47015-8: E2-3	97
3.9: C47015-9: E2-5	108
3.10: C47015-10: E2-7	119
3.11: C47015-11: E3-1	130
3.12: C47015-12: E3-2	141
3.13: C47015-13: E3-4	152
3.14: C47015-14: E3-6	163
3.15: C47015-15: E4-1	174
3.16: C47015-16: E4-2	185
3.17: C47015-17: E4-3	196
3.18: C47015-18: E5-1	207
3.19: C47015-19: E5-2	218
3.20: C47015-20: E5-3	229
3.21: C47015-21: E6-1	240
3.22: C47015-22: E6-2	251
3.23: C47015-23: E6-4	262
3.24: C47015-24: E7-1	273
3.25: C47015-25: E7-2	284
3.26: C47015-26: E7-3	295
3.27: C47015-27: E7-5	306
3.28: C47015-28: E8-1	317
3.29: C47015-29: E8-2	328
3.30: C47015-30: E8-3	339
3.31: C47015-31: E8-4	350
3.32: C47015-32: E8-5	361
Section 4: Misc. Forms	372
4.1: Chain of Custody	373
Section 5: Misc. Forms (SGS Accutest Southeast)	378
5.1: Chain of Custody	379
Section 6: GC/MS Volatiles - QC Data (SGS Accutest Southeast)	384
6.1: Method Blank Summary	385
6.2: Blank Spike Summary	397

Table of Contents

Sections:

1

2

3

4

5

6

7

8

9

10

-2-

6.3: Matrix Spike/Matrix Spike Duplicate Summary	409
Section 7: GC/MS Semi-volatiles - QC Data (SGS Accutest Southeast)	421
7.1: Method Blank Summary	422
7.2: Blank Spike Summary	428
7.3: Matrix Spike/Matrix Spike Duplicate Summary	434
Section 8: GC Volatiles - QC Data (SGS Accutest Southeast)	440
8.1: Method Blank Summary	441
8.2: Blank Spike Summary	444
8.3: Matrix Spike/Matrix Spike Duplicate Summary	447
Section 9: GC Semi-volatiles - QC Data (SGS Accutest Southeast)	450
9.1: Method Blank Summary	451
9.2: Blank Spike Summary	457
9.3: Matrix Spike/Matrix Spike Duplicate Summary	465
Section 10: Metals Analysis - QC Data (SGS Accutest Southeast)	471
10.1: Prep QC MP30813: Sb,As,Ba,Be,Cd,Cr,Co,Cu,Pb,Mo,Ni,Se,Ag,Tl,V,Zn	472
10.2: Prep QC MP30815: Sb,As,Ba,Be,Cd,Cr,Co,Cu,Pb,Mo,Ni,Se,Ag,Tl,V,Zn	478
10.3: Prep QC MP30816: Hg	484
10.4: Prep QC MP30820: Hg	489



Sample Summary

Geosphere Consultants

Job No: C47015

Vallco Mall, Wolfe Rd, Cupertino CA
Project No: 91-03790-B

Sample Number	Collected		Received	Matrix		Client Sample ID
	Date	Time By		Code	Type	
C47015-1	09/06/16	00:00	09/08/16	SO	Soil	E1-1
C47015-2	09/06/16	00:00	09/08/16	SO	Soil	E1-2
C47015-3	09/06/16	00:00	09/08/16	SO	Soil	E1-3
C47015-4	09/06/16	00:00	09/08/16	SO	Soil	E1-4
C47015-5	09/06/16	00:00	09/08/16	SO	Soil	E1-8
C47015-6	09/06/16	00:00	09/08/16	SO	Soil	E2-1
C47015-7	09/06/16	00:00	09/08/16	SO	Soil	E2-2
C47015-8	09/06/16	00:00	09/08/16	SO	Soil	E2-3
C47015-9	09/06/16	00:00	09/08/16	SO	Soil	E2-5
C47015-10	09/06/16	00:00	09/08/16	SO	Soil	E2-7
C47015-11	09/06/16	00:00	09/08/16	SO	Soil	E3-1
C47015-12	09/06/16	00:00	09/08/16	SO	Soil	E3-2
C47015-13	09/06/16	00:00	09/08/16	SO	Soil	E3-4

Soil samples reported on a dry weight basis unless otherwise indicated on result page.



SGS Accutest

Sample Summary (continued)

Geosphere Consultants

Job No: C47015

Vallco Mall, Wolfe Rd, Cupertino CA
Project No: 91-03790-B

Sample Number	Collected		Received	Matrix		Client Sample ID
	Date	Time By		Code	Type	
C47015-14	09/06/16	00:00	09/08/16	SO	Soil	E3-6
C47015-15	09/06/16	00:00	09/08/16	SO	Soil	E4-1
C47015-16	09/06/16	00:00	09/08/16	SO	Soil	E4-2
C47015-17	09/06/16	00:00	09/08/16	SO	Soil	E4-3
C47015-18	09/06/16	00:00	09/08/16	SO	Soil	E5-1
C47015-19	09/06/16	00:00	09/08/16	SO	Soil	E5-2
C47015-20	09/06/16	00:00	09/08/16	SO	Soil	E5-3
C47015-21	09/06/16	00:00	09/08/16	SO	Soil	E6-1
C47015-22	09/06/16	00:00	09/08/16	SO	Soil	E6-2
C47015-23	09/06/16	00:00	09/08/16	SO	Soil	E6-4
C47015-24	09/06/16	00:00	09/08/16	SO	Soil	E7-1
C47015-25	09/06/16	00:00	09/08/16	SO	Soil	E7-2
C47015-26	09/06/16	00:00	09/08/16	SO	Soil	E7-3

Soil samples reported on a dry weight basis unless otherwise indicated on result page.



Sample Summary

(continued)

Geosphere Consultants

Job No: C47015

Vallco Mall, Wolfe Rd, Cupertino CA
 Project No: 91-03790-B

Sample Number	Collected		Received	Matrix		Client Sample ID
	Date	Time By		Code	Type	
C47015-27	09/06/16	00:00	09/08/16	SO	Soil	E7-5
C47015-28	09/06/16	00:00	09/08/16	SO	Soil	E8-1
C47015-29	09/06/16	00:00	09/08/16	SO	Soil	E8-2
C47015-30	09/06/16	00:00	09/08/16	SO	Soil	E8-3
C47015-31	09/06/16	00:00	09/08/16	SO	Soil	E8-4
C47015-32	09/06/16	00:00	09/08/16	SO	Soil	E8-5

Soil samples reported on a dry weight basis unless otherwise indicated on result page.

Summary of Hits

Job Number: C47015
Account: Geosphere Consultants
Project: Vallco Mall, Wolfe Rd, Cupertino CA
Collected: 09/06/16

Lab Sample ID	Client Sample ID	Result/ Qual	RL	MDL	Units	Method
C47015-1	E1-1					
Benzo(a)pyrene ^a		29.7 J	54	14	ug/kg	SW846 8270D BY SIM
Benzo(b)fluoranthene ^a		41.6 J	54	14	ug/kg	SW846 8270D BY SIM
Benzo(g,h,i)perylene ^a		31.6 J	54	14	ug/kg	SW846 8270D BY SIM
Benzo(k)fluoranthene ^a		20.3 J	54	14	ug/kg	SW846 8270D BY SIM
Chrysene ^a		55.3	54	14	ug/kg	SW846 8270D BY SIM
Dibenzo(a,h)anthracene ^a		17.6 J	54	14	ug/kg	SW846 8270D BY SIM
1-Methylnaphthalene ^a		168 J	270	110	ug/kg	SW846 8270D BY SIM
2-Methylnaphthalene ^a		178 J	270	110	ug/kg	SW846 8270D BY SIM
TPH (C10-C28) ^b		120 J	190	97	mg/kg	SW846 8015C
TPH (> C28-C40) ^b		841	190	97	mg/kg	SW846 8015C
Arsenic ^c		2.5	2.5		mg/kg	SW846 6010C
Barium ^c		344	50		mg/kg	SW846 6010C
Chromium ^c		32.9	2.5		mg/kg	SW846 6010C
Copper ^c		25.4	6.3		mg/kg	SW846 6010C
Lead ^c		7.4	5.0		mg/kg	SW846 6010C
Mercury ^b		0.087	0.040		mg/kg	SW846 7471B
Nickel ^c		36.7	10		mg/kg	SW846 6010C
Vanadium ^c		37.2	13		mg/kg	SW846 6010C
Zinc ^c		44.7	5.0		mg/kg	SW846 6010C
C47015-2	E1-2					
Arsenic ^c		3.5	2.4		mg/kg	SW846 6010C
Barium ^c		174	47		mg/kg	SW846 6010C
Chromium ^c		84.9	2.4		mg/kg	SW846 6010C
Cobalt ^c		19.7	12		mg/kg	SW846 6010C
Copper ^c		38.1	5.9		mg/kg	SW846 6010C
Lead ^c		9.1	4.7		mg/kg	SW846 6010C
Mercury ^b		0.045	0.037		mg/kg	SW846 7471B
Nickel ^c		105	9.4		mg/kg	SW846 6010C
Vanadium ^c		64.1	12		mg/kg	SW846 6010C
Zinc ^c		58.3	4.7		mg/kg	SW846 6010C
C47015-3	E1-3					
Barium ^c		76.4	48		mg/kg	SW846 6010C
Chromium ^c		54.7	2.4		mg/kg	SW846 6010C
Copper ^c		23.3	6.0		mg/kg	SW846 6010C
Mercury ^b		0.063	0.040		mg/kg	SW846 7471B
Nickel ^c		48.7	9.6		mg/kg	SW846 6010C
Vanadium ^c		59.5	12		mg/kg	SW846 6010C
Zinc ^c		35.2	4.8		mg/kg	SW846 6010C

Summary of Hits

Job Number: C47015
Account: Geosphere Consultants
Project: Vallco Mall, Wolfe Rd, Cupertino CA
Collected: 09/06/16

Lab Sample ID	Client Sample ID	Result/ Qual	RL	MDL	Units	Method
C47015-4	E1-4					
TPH (> C28-C40) ^b		2.78 J	5.0	2.5	mg/kg	SW846 8015C
Arsenic ^c		3.0	1.8		mg/kg	SW846 6010C
Barium ^c		96.7	37		mg/kg	SW846 6010C
Chromium ^c		89.6	1.8		mg/kg	SW846 6010C
Cobalt ^c		19.6	9.2		mg/kg	SW846 6010C
Copper ^c		30.2	4.6		mg/kg	SW846 6010C
Lead ^c		7.3	3.7		mg/kg	SW846 6010C
Mercury ^b		0.043	0.038		mg/kg	SW846 7471B
Nickel ^c		87.6	7.4		mg/kg	SW846 6010C
Vanadium ^c		69.0	9.2		mg/kg	SW846 6010C
Zinc ^c		48.5	3.7		mg/kg	SW846 6010C
C47015-5	E1-8					
Arsenic ^c		3.6	1.9		mg/kg	SW846 6010C
Barium ^c		90.9	37		mg/kg	SW846 6010C
Chromium ^c		27.8	1.9		mg/kg	SW846 6010C
Copper ^c		19.3	4.6		mg/kg	SW846 6010C
Lead ^c		7.4	3.7		mg/kg	SW846 6010C
Mercury ^b		0.45	0.078		mg/kg	SW846 7471B
Nickel ^c		36.2	7.4		mg/kg	SW846 6010C
Vanadium ^c		31.2	9.3		mg/kg	SW846 6010C
Zinc ^c		47.5	3.7		mg/kg	SW846 6010C
C47015-6	E2-1					
bis(2-Ethylhexyl)phthalate ^b		38.8 J	330	33	ug/kg	SW846 8270D
TPH (C10-C28) ^b		2.86 J	5.1	2.5	mg/kg	SW846 8015C
TPH (> C28-C40) ^b		11.4	5.1	2.5	mg/kg	SW846 8015C
Arsenic ^c		3.3	1.6		mg/kg	SW846 6010C
Barium ^c		111	32		mg/kg	SW846 6010C
Chromium ^c		50.9	1.6		mg/kg	SW846 6010C
Cobalt ^c		13.0	8.1		mg/kg	SW846 6010C
Copper ^c		27.1	4.1		mg/kg	SW846 6010C
Lead ^c		7.7	3.2		mg/kg	SW846 6010C
Mercury ^b		0.092	0.038		mg/kg	SW846 7471B
Nickel ^c		69.1	6.5		mg/kg	SW846 6010C
Vanadium ^c		36.5	8.1		mg/kg	SW846 6010C
Zinc ^c		46.0	3.2		mg/kg	SW846 6010C
C47015-7	E2-2					
Acetone ^d		26.0 J	48	9.9	ug/kg	SW846 8260B

Summary of Hits

Job Number: C47015
Account: Geosphere Consultants
Project: Vallco Mall, Wolfe Rd, Cupertino CA
Collected: 09/06/16

Lab Sample ID	Client Sample ID	Result/ Analyte Qual	RL	MDL	Units	Method
		Arsenic ^c	3.1	1.7	mg/kg	SW846 6010C
		Barium ^c	218	34	mg/kg	SW846 6010C
		Chromium ^c	74.4	1.7	mg/kg	SW846 6010C
		Cobalt ^c	16.1	8.6	mg/kg	SW846 6010C
		Copper ^c	35.0	4.3	mg/kg	SW846 6010C
		Lead ^c	9.3	3.4	mg/kg	SW846 6010C
		Nickel ^c	94.4	6.9	mg/kg	SW846 6010C
		Vanadium ^c	47.2	8.6	mg/kg	SW846 6010C
		Zinc ^c	52.6	3.4	mg/kg	SW846 6010C
C47015-8	E2-3					
		Arsenic ^c	3.1	1.9	mg/kg	SW846 6010C
		Barium ^c	198	39	mg/kg	SW846 6010C
		Chromium ^c	79.8	1.9	mg/kg	SW846 6010C
		Cobalt ^c	18.8	9.7	mg/kg	SW846 6010C
		Copper ^c	36.4	4.8	mg/kg	SW846 6010C
		Lead ^c	9.3	3.9	mg/kg	SW846 6010C
		Nickel ^c	100	7.8	mg/kg	SW846 6010C
		Vanadium ^c	49.2	9.7	mg/kg	SW846 6010C
		Zinc ^c	54.8	3.9	mg/kg	SW846 6010C
C47015-9	E2-5					
		Arsenic ^c	3.7	2.2	mg/kg	SW846 6010C
		Barium ^c	164	43	mg/kg	SW846 6010C
		Chromium ^c	72.6	2.2	mg/kg	SW846 6010C
		Cobalt ^c	17.7	11	mg/kg	SW846 6010C
		Copper ^c	37.0	5.4	mg/kg	SW846 6010C
		Lead ^c	8.5	4.3	mg/kg	SW846 6010C
		Mercury ^b	0.10	0.038	mg/kg	SW846 7471B
		Nickel ^c	95.6	8.6	mg/kg	SW846 6010C
		Vanadium ^c	53.4	11	mg/kg	SW846 6010C
		Zinc ^c	53.8	4.3	mg/kg	SW846 6010C
C47015-10	E2-7					
		Arsenic ^c	3.0	2.3	mg/kg	SW846 6010C
		Barium ^c	128	46	mg/kg	SW846 6010C
		Chromium ^c	67.7	2.3	mg/kg	SW846 6010C
		Cobalt ^c	16.1	11	mg/kg	SW846 6010C
		Copper ^c	35.0	5.7	mg/kg	SW846 6010C
		Lead ^c	7.6	4.6	mg/kg	SW846 6010C
		Mercury ^b	0.093	0.039	mg/kg	SW846 7471B
		Nickel ^c	90.8	9.2	mg/kg	SW846 6010C

Summary of Hits

Job Number: C47015
Account: Geosphere Consultants
Project: Vallco Mall, Wolfe Rd, Cupertino CA
Collected: 09/06/16

Lab Sample ID	Client Sample ID	Result/ Analyte Qual	RL	MDL	Units	Method
Vanadium ^c		44.5	11		mg/kg	SW846 6010C
Zinc ^c		56.5	4.6		mg/kg	SW846 6010C
C47015-11		E3-1				
TPH (> C28-C40) ^b		6.52	5.0	2.5	mg/kg	SW846 8015C
Arsenic ^c		3.2	1.8		mg/kg	SW846 6010C
Barium ^c		152	35		mg/kg	SW846 6010C
Chromium ^c		62.0	1.8		mg/kg	SW846 6010C
Cobalt ^c		14.2	8.8		mg/kg	SW846 6010C
Copper ^c		29.6	4.4		mg/kg	SW846 6010C
Lead ^c		8.1	3.5		mg/kg	SW846 6010C
Mercury ^b		0.042	0.038		mg/kg	SW846 7471B
Nickel ^c		70.9	7.0		mg/kg	SW846 6010C
Vanadium ^c		47.2	8.8		mg/kg	SW846 6010C
Zinc ^c		55.2	3.5		mg/kg	SW846 6010C
C47015-12		E3-2				
Acetone ^d		95.1	52	11	ug/kg	SW846 8260B
2-Butanone (MEK) ^d		15.1 J	26	9.4	ug/kg	SW846 8260B
TPH (C10-C28) ^b		4.60 J	4.9	2.4	mg/kg	SW846 8015C
TPH (> C28-C40) ^b		6.48	4.9	2.4	mg/kg	SW846 8015C
Dieldrin ^e		2.5 J	3.2	1.2	ug/kg	SW846 8081B
4,4'-DDD ^e		1.7 J	6.5	1.1	ug/kg	SW846 8081B
4,4'-DDE ^e		20.8	6.5	1.0	ug/kg	SW846 8081B
Arsenic ^c		2.7	2.1		mg/kg	SW846 6010C
Barium ^c		143	41		mg/kg	SW846 6010C
Chromium ^c		65.1	2.1		mg/kg	SW846 6010C
Cobalt ^c		15.2	10		mg/kg	SW846 6010C
Copper ^c		30.9	5.2		mg/kg	SW846 6010C
Lead ^c		9.1	4.1		mg/kg	SW846 6010C
Mercury ^b		0.042	0.039		mg/kg	SW846 7471B
Nickel ^c		77.5	8.3		mg/kg	SW846 6010C
Vanadium ^c		50.0	10		mg/kg	SW846 6010C
Zinc ^c		52.0	4.1		mg/kg	SW846 6010C
C47015-13		E3-4				
Acetone ^d		104	55	11	ug/kg	SW846 8260B
2-Butanone (MEK) ^d		16.3 J	27	9.9	ug/kg	SW846 8260B
TPH (> C28-C40) ^b		2.40 J	4.9	2.4	mg/kg	SW846 8015C
Arsenic ^c		3.2	1.7		mg/kg	SW846 6010C
Barium ^c		147	34		mg/kg	SW846 6010C
Chromium ^c		66.1	1.7		mg/kg	SW846 6010C

Summary of Hits

Job Number: C47015
Account: Geosphere Consultants
Project: Vallco Mall, Wolfe Rd, Cupertino CA
Collected: 09/06/16

Lab Sample ID	Client Sample ID	Result/ Analyte Qual	RL	MDL	Units	Method
Cobalt ^c		15.5	8.6		mg/kg	SW846 6010C
Copper ^c		30.6	4.3		mg/kg	SW846 6010C
Lead ^c		7.4	3.4		mg/kg	SW846 6010C
Mercury ^b		0.10	0.038		mg/kg	SW846 7471B
Nickel ^c		78.2	6.9		mg/kg	SW846 6010C
Vanadium ^c		54.7	8.6		mg/kg	SW846 6010C
Zinc ^c		47.0	3.4		mg/kg	SW846 6010C
C47015-14		E3-6				
Methylene Chloride ^f		11.3	9.5	3.8	ug/kg	SW846 8260B
Arsenic ^c		3.1	1.9		mg/kg	SW846 6010C
Barium ^c		120	38		mg/kg	SW846 6010C
Chromium ^c		78.1	1.9		mg/kg	SW846 6010C
Cobalt ^c		12.6	9.4		mg/kg	SW846 6010C
Copper ^c		27.7	4.7		mg/kg	SW846 6010C
Lead ^c		6.9	3.8		mg/kg	SW846 6010C
Mercury ^b		0.062	0.038		mg/kg	SW846 7471B
Nickel ^c		65.5	7.5		mg/kg	SW846 6010C
Vanadium ^c		66.7	9.4		mg/kg	SW846 6010C
Zinc ^c		47.7	3.8		mg/kg	SW846 6010C
C47015-15		E4-1				
Methylene Chloride ^f		10.4 J	11	4.3	ug/kg	SW846 8260B
TPH (> C28-C40) ^b		3.60 J	4.9	2.5	mg/kg	SW846 8015C
Arsenic ^c		3.9	2.1		mg/kg	SW846 6010C
Barium ^c		172	42		mg/kg	SW846 6010C
Chromium ^c		82.5	2.1		mg/kg	SW846 6010C
Cobalt ^c		17.9	11		mg/kg	SW846 6010C
Copper ^c		39.0	5.3		mg/kg	SW846 6010C
Lead ^c		9.6	4.2		mg/kg	SW846 6010C
Mercury ^b		0.098	0.040		mg/kg	SW846 7471B
Nickel ^c		101	8.5		mg/kg	SW846 6010C
Vanadium ^c		61.4	11		mg/kg	SW846 6010C
Zinc ^c		59.7	4.2		mg/kg	SW846 6010C
C47015-16		E4-2				
Methylene Chloride ^f		9.9	8.7	3.5	ug/kg	SW846 8260B
Arsenic ^c		4.5	1.8		mg/kg	SW846 6010C
Barium ^c		167	37		mg/kg	SW846 6010C
Chromium ^c		65.3	1.8		mg/kg	SW846 6010C
Cobalt ^c		16.7	9.2		mg/kg	SW846 6010C
Copper ^c		32.0	4.6		mg/kg	SW846 6010C

Summary of Hits

Job Number: C47015
Account: Geosphere Consultants
Project: Vallco Mall, Wolfe Rd, Cupertino CA
Collected: 09/06/16

Lab Sample ID	Client Sample ID	Result/ Analyte	RL	MDL	Units	Method
		Lead ^c	10.5	3.7	mg/kg	SW846 6010C
		Mercury ^b	0.044	0.038	mg/kg	SW846 7471B
		Nickel ^c	82.4	7.4	mg/kg	SW846 6010C
		Vanadium ^c	52.5	9.2	mg/kg	SW846 6010C
		Zinc ^c	56.6	3.7	mg/kg	SW846 6010C

C47015-17 E4-3

		Methylene Chloride ^f	8.3 J	10	4.1	ug/kg	SW846 8260B
		Arsenic ^c	4.7	2.2	mg/kg	SW846 6010C	
		Barium ^c	140	44	mg/kg	SW846 6010C	
		Chromium ^c	58.7	2.2	mg/kg	SW846 6010C	
		Cobalt ^c	15.8	11	mg/kg	SW846 6010C	
		Copper ^c	34.1	5.5	mg/kg	SW846 6010C	
		Lead ^c	9.7	4.4	mg/kg	SW846 6010C	
		Mercury ^b	0.12	0.040	mg/kg	SW846 7471B	
		Nickel ^c	93.7	8.8	mg/kg	SW846 6010C	
		Vanadium ^c	49.2	11	mg/kg	SW846 6010C	
		Zinc ^c	58.0	4.4	mg/kg	SW846 6010C	

C47015-18 E5-1

		Methylene Chloride ^f	5.1 J	11	4.4	ug/kg	SW846 8260B
		Benzo(a)anthracene ^b	24.6	13	3.2	ug/kg	SW846 8270D BY SIM
		Benzo(a)pyrene ^b	23.3	13	3.2	ug/kg	SW846 8270D BY SIM
		Benzo(b)fluoranthene ^b	19.4	13	3.2	ug/kg	SW846 8270D BY SIM
		Benzo(g,h,i)perylene ^b	40.2	13	3.2	ug/kg	SW846 8270D BY SIM
		Benzo(k)fluoranthene ^b	7.3 J	13	3.2	ug/kg	SW846 8270D BY SIM
		Chrysene ^b	85.8	13	3.2	ug/kg	SW846 8270D BY SIM
		Dibenzo(a,h)anthracene ^b	12.6 J	13	3.2	ug/kg	SW846 8270D BY SIM
		Indeno(1,2,3-cd)pyrene ^b	9.3 J	13	3.2	ug/kg	SW846 8270D BY SIM
		Pyrene ^b	30.9 J	65	16	ug/kg	SW846 8270D BY SIM
		TPH (C10-C28) ^b	88.3	25	13	mg/kg	SW846 8015C
		TPH (> C28-C40) ^b	218	25	13	mg/kg	SW846 8015C
		4,4'-DDD ^e	22.6 J	34	5.8	ug/kg	SW846 8081B
		4,4'-DDT ^e	33.6 J	34	6.6	ug/kg	SW846 8081B
		Aroclor 1254 ^g	523	84	40	ug/kg	SW846 8082A
		Arsenic ^c	3.8	1.7	mg/kg	SW846 6010C	
		Barium ^c	364	33	mg/kg	SW846 6010C	
		Chromium ^c	66.6	1.7	mg/kg	SW846 6010C	
		Cobalt ^c	14.7	8.3	mg/kg	SW846 6010C	
		Copper ^c	33.1	4.1	mg/kg	SW846 6010C	
		Lead ^c	15.7	3.3	mg/kg	SW846 6010C	
		Mercury ^b	0.090	0.039	mg/kg	SW846 7471B	
		Nickel ^c	72.5	6.6	mg/kg	SW846 6010C	

Summary of Hits

Job Number: C47015
Account: Geosphere Consultants
Project: Vallco Mall, Wolfe Rd, Cupertino CA
Collected: 09/06/16

Lab Sample ID	Client Sample ID	Result/ Qual	RL	MDL	Units	Method
Vanadium ^c		60.9	8.3		mg/kg	SW846 6010C
Zinc ^c		61.9	3.3		mg/kg	SW846 6010C
C47015-19		E5-2				
Methylene Chloride ^f		6.5 J	9.3	3.7	ug/kg	SW846 8260B
TPH (C10-C28) ^b		3.02 J	5.0	2.5	mg/kg	SW846 8015C
TPH (> C28-C40) ^b		10.8	5.0	2.5	mg/kg	SW846 8015C
Dieldrin ^e		5.5 J	8.3	3.1	ug/kg	SW846 8081B
4,4' -DDE ^e		24.7	17	2.7	ug/kg	SW846 8081B
4,4' -DDT ^e		8.4 J	17	3.2	ug/kg	SW846 8081B
Arsenic ^c		4.1	2.3		mg/kg	SW846 6010C
Barium ^c		158	46		mg/kg	SW846 6010C
Chromium ^c		74.1	2.3		mg/kg	SW846 6010C
Cobalt ^c		16.5	11		mg/kg	SW846 6010C
Copper ^c		33.5	5.7		mg/kg	SW846 6010C
Lead ^c		14.4	4.6		mg/kg	SW846 6010C
Mercury ^b		0.048	0.038		mg/kg	SW846 7471B
Nickel ^c		86.1	9.2		mg/kg	SW846 6010C
Vanadium ^c		59.6	11		mg/kg	SW846 6010C
Zinc ^c		64.6	4.6		mg/kg	SW846 6010C
C47015-20		E5-3				
Methylene Chloride ^f		8.6 J	9.6	3.9	ug/kg	SW846 8260B
TPH (> C28-C40) ^b		3.77 J	5.0	2.5	mg/kg	SW846 8015C
Arsenic ^c		2.9	2.2		mg/kg	SW846 6010C
Barium ^c		136	45		mg/kg	SW846 6010C
Chromium ^c		73.2	2.2		mg/kg	SW846 6010C
Cobalt ^c		16.9	11		mg/kg	SW846 6010C
Copper ^c		33.3	5.6		mg/kg	SW846 6010C
Lead ^c		8.1	4.5		mg/kg	SW846 6010C
Mercury ^b		0.045	0.037		mg/kg	SW846 7471B
Nickel ^c		86.9	8.9		mg/kg	SW846 6010C
Vanadium ^c		52.2	11		mg/kg	SW846 6010C
Zinc ^c		52.9	4.5		mg/kg	SW846 6010C
C47015-21		E6-1				
Methylene Chloride ^f		13.4	11	4.3	ug/kg	SW846 8260B
Benzo(b)fluoranthene ^b		4.0 J	13	3.4	ug/kg	SW846 8270D BY SIM
Chrysene ^b		4.9 J	13	3.4	ug/kg	SW846 8270D BY SIM
TPH (C10-C28) ^b		6.24	5.0	2.5	mg/kg	SW846 8015C
TPH (> C28-C40) ^b		23.9	5.0	2.5	mg/kg	SW846 8015C
Dieldrin ^e		32.2	17	6.3	ug/kg	SW846 8081B

Summary of Hits

Job Number: C47015
Account: Geosphere Consultants
Project: Vallco Mall, Wolfe Rd, Cupertino CA
Collected: 09/06/16

Lab Sample ID	Client Sample ID	Result/ Qual	RL	MDL	Units	Method
4,4'-DDD ^e		29.5 J	33	5.7	ug/kg	SW846 8081B
4,4'-DDE ^e		140	33	5.4	ug/kg	SW846 8081B
4,4'-DDT ^e		70.2	33	6.5	ug/kg	SW846 8081B
Arsenic ^c		3.5	1.8		mg/kg	SW846 6010C
Barium ^c		135	36		mg/kg	SW846 6010C
Chromium ^c		77.3	1.8		mg/kg	SW846 6010C
Cobalt ^c		16.5	9.1		mg/kg	SW846 6010C
Copper ^c		35.1	4.6		mg/kg	SW846 6010C
Lead ^c		15.1	3.6		mg/kg	SW846 6010C
Mercury ^b		0.13	0.038		mg/kg	SW846 7471B
Nickel ^c		82.6	7.3		mg/kg	SW846 6010C
Vanadium ^c		60.3	9.1		mg/kg	SW846 6010C
Zinc ^c		58.0	3.6		mg/kg	SW846 6010C

C47015-22 E6-2

Methylene Chloride ^f		12.4	12	4.9	ug/kg	SW846 8260B
TPH (> C28-C40) ^b		7.59	5.0	2.5	mg/kg	SW846 8015C
Arsenic ^c		3.5	2.4		mg/kg	SW846 6010C
Barium ^c		199	48		mg/kg	SW846 6010C
Chromium ^c		78.8	2.4		mg/kg	SW846 6010C
Cobalt ^c		18.1	12		mg/kg	SW846 6010C
Copper ^c		37.0	6.0		mg/kg	SW846 6010C
Lead ^c		9.0	4.8		mg/kg	SW846 6010C
Mercury ^b		0.056	0.038		mg/kg	SW846 7471B
Nickel ^c		98.4	9.6		mg/kg	SW846 6010C
Vanadium ^c		54.0	12		mg/kg	SW846 6010C
Zinc ^c		57.1	4.8		mg/kg	SW846 6010C

C47015-23 E6-4

Methylene Chloride ^f		6.8 J	9.4	3.8	ug/kg	SW846 8260B
TPH (> C28-C40) ^b		3.42 J	5.0	2.5	mg/kg	SW846 8015C
Arsenic ^c		2.4	2.1		mg/kg	SW846 6010C
Barium ^c		135	42		mg/kg	SW846 6010C
Chromium ^c		82.3	2.1		mg/kg	SW846 6010C
Cobalt ^c		18.3	11		mg/kg	SW846 6010C
Copper ^c		34.0	5.3		mg/kg	SW846 6010C
Lead ^c		7.7	4.2		mg/kg	SW846 6010C
Mercury ^b		0.047	0.037		mg/kg	SW846 7471B
Nickel ^c		81.8	8.5		mg/kg	SW846 6010C
Vanadium ^c		63.9	11		mg/kg	SW846 6010C
Zinc ^c		47.9	4.2		mg/kg	SW846 6010C

Summary of Hits

Job Number: C47015
Account: Geosphere Consultants
Project: Vallco Mall, Wolfe Rd, Cupertino CA
Collected: 09/06/16

Lab Sample ID	Client Sample ID	Result/ Qual	RL	MDL	Units	Method
C47015-24	E7-1					
Acetone ^h		210	43	8.7	ug/kg	SW846 8260B
2-Butanone (MEK) ^h		45.9	21	7.7	ug/kg	SW846 8260B
Methylene Chloride ⁱ		13.6	8.5	3.4	ug/kg	SW846 8260B
TPH (C10-C28) ^b		10.1	5.0	2.5	mg/kg	SW846 8015C
TPH (> C28-C40) ^b		29.7	5.0	2.5	mg/kg	SW846 8015C
Dieldrin ^e		4.9 J	8.3	3.1	ug/kg	SW846 8081B
4,4' -DDE ^e		8.8 J	17	2.7	ug/kg	SW846 8081B
Barium ^c		156	47		mg/kg	SW846 6010C
Chromium ^c		69.0	2.4		mg/kg	SW846 6010C
Cobalt ^c		14.8	12		mg/kg	SW846 6010C
Copper ^c		33.9	5.9		mg/kg	SW846 6010C
Lead ^c		10.3	4.7		mg/kg	SW846 6010C
Mercury ^b		0.048	0.038		mg/kg	SW846 7471B
Nickel ^c		82.5	9.4		mg/kg	SW846 6010C
Vanadium ^c		51.2	12		mg/kg	SW846 6010C
Zinc ^c		52.2	4.7		mg/kg	SW846 6010C
C47015-25	E7-2					
Acetone ^h		29.2 J	42	8.5	ug/kg	SW846 8260B
Methylene Chloride ⁱ		8.5	8.4	3.4	ug/kg	SW846 8260B
TPH (> C28-C40) ^b		5.22	5.0	2.5	mg/kg	SW846 8015C
Arsenic ^c		3.0	2.1		mg/kg	SW846 6010C
Barium ^c		164	42		mg/kg	SW846 6010C
Chromium ^c		71.4	2.1		mg/kg	SW846 6010C
Cobalt ^c		19.3	11		mg/kg	SW846 6010C
Copper ^c		34.9	5.3		mg/kg	SW846 6010C
Lead ^c		9.2	4.2		mg/kg	SW846 6010C
Nickel ^c		96.6	8.4		mg/kg	SW846 6010C
Vanadium ^c		41.8	11		mg/kg	SW846 6010C
Zinc ^c		53.0	4.2		mg/kg	SW846 6010C
C47015-26	E7-3					
Methylene Chloride ⁱ		12.2	8.3	3.3	ug/kg	SW846 8260B
Arsenic ^c		2.7	2.2		mg/kg	SW846 6010C
Barium ^c		139	44		mg/kg	SW846 6010C
Chromium ^c		69.0	2.2		mg/kg	SW846 6010C
Cobalt ^c		17.2	11		mg/kg	SW846 6010C
Copper ^c		33.4	5.5		mg/kg	SW846 6010C
Lead ^c		7.6	4.4		mg/kg	SW846 6010C
Nickel ^c		68.6	8.8		mg/kg	SW846 6010C
Vanadium ^c		60.1	11		mg/kg	SW846 6010C

Summary of Hits

Job Number: C47015
Account: Geosphere Consultants
Project: Vallco Mall, Wolfe Rd, Cupertino CA
Collected: 09/06/16

Lab Sample ID	Client Sample ID	Result/ Qual	RL	MDL	Units	Method
Zinc ^c		51.9	4.4		mg/kg	SW846 6010C
C47015-27	E7-5					
Methylene Chloride ⁱ		11.6	8.7	3.5	ug/kg	SW846 8260B
Arsenic ^c		4.2	2.1		mg/kg	SW846 6010C
Barium ^c		115	42		mg/kg	SW846 6010C
Chromium ^c		56.7	2.1		mg/kg	SW846 6010C
Cobalt ^c		11.4	11		mg/kg	SW846 6010C
Copper ^c		31.1	5.3		mg/kg	SW846 6010C
Lead ^c		8.5	4.2		mg/kg	SW846 6010C
Mercury ^b		0.12	0.039		mg/kg	SW846 7471B
Nickel ^c		68.4	8.4		mg/kg	SW846 6010C
Vanadium ^c		46.4	11		mg/kg	SW846 6010C
Zinc ^c		52.7	4.2		mg/kg	SW846 6010C
C47015-28	E8-1					
Methylene Chloride ⁱ		10.2	7.8	3.1	ug/kg	SW846 8260B
TPH (C10-C28) ^b		10.5	5.0	2.5	mg/kg	SW846 8015C
TPH (> C28-C40) ^b		44.5	5.0	2.5	mg/kg	SW846 8015C
4,4'-DDE ^j		0.63 J	3.2	0.52	ug/kg	SW846 8081B
4,4'-DDT ^g		1.2 J	3.2	0.64	ug/kg	SW846 8081B
Aroclor 1254 ^g		25.6	16	7.8	ug/kg	SW846 8082A
Arsenic ^c		3.7	2.4		mg/kg	SW846 6010C
Barium ^c		142	48		mg/kg	SW846 6010C
Chromium ^c		70.4	2.4		mg/kg	SW846 6010C
Cobalt ^c		14.6	12		mg/kg	SW846 6010C
Copper ^c		33.8	6.0		mg/kg	SW846 6010C
Lead ^c		37.5	4.8		mg/kg	SW846 6010C
Mercury ^b		0.12	0.038		mg/kg	SW846 7471B
Nickel ^c		81.1	9.5		mg/kg	SW846 6010C
Vanadium ^c		52.2	12		mg/kg	SW846 6010C
Zinc ^c		54.0	4.8		mg/kg	SW846 6010C
C47015-29	E8-2					
Acetone ^h		73.0	41	8.5	ug/kg	SW846 8260B
2-Butanone (MEK) ^h		12.0 J	21	7.5	ug/kg	SW846 8260B
Methylene Chloride ⁱ		9.1	8.3	3.3	ug/kg	SW846 8260B
TPH (> C28-C40) ^b		7.88	4.9	2.5	mg/kg	SW846 8015C
Arsenic ^c		3.0	2.3		mg/kg	SW846 6010C
Barium ^c		177	46		mg/kg	SW846 6010C
Chromium ^c		76.3	2.3		mg/kg	SW846 6010C
Cobalt ^c		17.6	12		mg/kg	SW846 6010C

Summary of Hits

Job Number: C47015
Account: Geosphere Consultants
Project: Vallco Mall, Wolfe Rd, Cupertino CA
Collected: 09/06/16

Lab Sample ID	Client Sample ID	Result/ Analyte Qual	RL	MDL	Units	Method
Copper ^c		35.5	5.8		mg/kg	SW846 6010C
Lead ^c		9.1	4.6		mg/kg	SW846 6010C
Nickel ^c		93.4	9.3		mg/kg	SW846 6010C
Vanadium ^c		52.7	12		mg/kg	SW846 6010C
Zinc ^c		52.7	4.6		mg/kg	SW846 6010C
C47015-30		E8-3				
Methylene Chloride ⁱ		5.5 J	7.9	3.1	ug/kg	SW846 8260B
Arsenic ^c		3.1	1.9		mg/kg	SW846 6010C
Barium ^c		112	38		mg/kg	SW846 6010C
Chromium ^c		77.5	1.9		mg/kg	SW846 6010C
Cobalt ^c		18.1	9.5		mg/kg	SW846 6010C
Copper ^c		33.5	4.8		mg/kg	SW846 6010C
Lead ^c		8.2	3.8		mg/kg	SW846 6010C
Mercury ^b		0.055	0.040		mg/kg	SW846 7471B
Nickel ^c		83.1	7.6		mg/kg	SW846 6010C
Vanadium ^c		53.9	9.5		mg/kg	SW846 6010C
Zinc ^c		49.0	3.8		mg/kg	SW846 6010C
C47015-31		E8-4				
Methylene Chloride ⁱ		12.9	7.8	3.1	ug/kg	SW846 8260B
Arsenic ^c		4.4	2.2		mg/kg	SW846 6010C
Barium ^c		86.7	45		mg/kg	SW846 6010C
Chromium ^c		49.5	2.2		mg/kg	SW846 6010C
Cobalt ^c		11.1	11		mg/kg	SW846 6010C
Copper ^c		25.1	5.6		mg/kg	SW846 6010C
Lead ^c		8.2	4.5		mg/kg	SW846 6010C
Mercury ^b		0.065	0.038		mg/kg	SW846 7471B
Nickel ^c		61.8	8.9		mg/kg	SW846 6010C
Vanadium ^c		44.9	11		mg/kg	SW846 6010C
Zinc ^c		49.6	4.5		mg/kg	SW846 6010C
C47015-32		E8-5				
Methylene Chloride ⁱ		7.8 J	8.2	3.3	ug/kg	SW846 8260B
Arsenic ^c		3.6	2.3		mg/kg	SW846 6010C
Barium ^c		115	47		mg/kg	SW846 6010C
Chromium ^c		48.9	2.3		mg/kg	SW846 6010C
Copper ^c		27.3	5.8		mg/kg	SW846 6010C
Lead ^c		7.4	4.7		mg/kg	SW846 6010C
Mercury ^b		0.086	0.038		mg/kg	SW846 7471B
Nickel ^c		62.6	9.3		mg/kg	SW846 6010C
Vanadium ^c		43.0	12		mg/kg	SW846 6010C

Summary of Hits

Job Number: C47015
Account: Geosphere Consultants
Project: Vallco Mall, Wolfe Rd, Cupertino CA
Collected: 09/06/16

Lab Sample ID	Client Sample ID	Result/ Qual	RL	MDL	Units	Method
Zinc ^c		50.0	4.7		mg/kg	SW846 6010C

- (a) Dilution required due to matrix interference; extract was viscous. Analysis performed at SGS Accutest, Orlando FL.
- (b) Analysis performed at SGS Accutest, Orlando FL.
- (c) Sample dilution required due to difficult matrix. Analysis performed at SGS Accutest, Orlando FL.
- (d) Sample was received in a bulk container but was not preserved within 48 hours of sampling. Reported results are considered minimum values. Analysis performed at SGS Accutest, Orlando FL.
- (e) All hits confirmed by dual column analysis. Dilution required due to matrix interference. Analysis performed at SGS Accutest, Orlando FL.
- (f) Sample was received in a bulk container but was not preserved within 48 hours of sampling. Reported results are considered minimum values. Analysis performed at SGS Accutest, Orlando FL. Suspected laboratory contaminant.
- (g) All hits confirmed by dual column analysis. Analysis performed at SGS Accutest, Orlando FL.
- (h) Soil vials were not received within 48 hours of sampling; results are considered minimum values. Analysis performed at SGS Accutest, Orlando FL.
- (i) Soil vials were not received within 48 hours of sampling; results are considered minimum values. Analysis performed at SGS Accutest, Orlando FL. Suspected laboratory contaminant.
- (j) All hits confirmed by dual column analysis. Analysis performed at SGS Accutest, Orlando FL. Primary and confirmation results differ by more than 40%. Lower value reported due to possible coelution.

Sample Results

Report of Analysis

Report of Analysis

Client Sample ID:	E1-1	Date Sampled:	09/06/16
Lab Sample ID:	C47015-1	Date Received:	09/08/16
Matrix:	SO - Soil	Percent Solids:	n/a
Method:	SW846 8260B		
Project:	Vallico Mall, Wolfe Rd, Cupertino CA		

	File ID	DF	Analyzed	By	Prep Date	Prep Batch	Analytical Batch
Run #1 ^a	F0079468.D	1	09/10/16	AFL	n/a	n/a	F:VF2731
Run #2							

	Initial Weight	Final Volume
Run #1	5.63 g	5.0 ml
Run #2		

VOA 8260 List

CAS No.	Compound	Result	RL	MDL	Units	Q
67-64-1	Acetone	ND	44	9.1	ug/kg	
71-43-2	Benzene	ND	4.4	1.1	ug/kg	
108-86-1	Bromobenzene	ND	4.4	1.1	ug/kg	
74-97-5	Bromochloromethane	ND	4.4	0.99	ug/kg	
75-27-4	Bromodichloromethane	ND	4.4	0.89	ug/kg	
75-25-2	Bromoform	ND	4.4	0.89	ug/kg	
78-93-3	2-Butanone (MEK)	ND	22	8.1	ug/kg	
104-51-8	n-Butylbenzene	ND	4.4	0.89	ug/kg	
135-98-8	sec-Butylbenzene	ND	4.4	0.89	ug/kg	
98-06-6	tert-Butylbenzene	ND	4.4	0.89	ug/kg	
56-23-5	Carbon Tetrachloride	ND	4.4	1.6	ug/kg	
108-90-7	Chlorobenzene	ND	4.4	0.89	ug/kg	
75-00-3	Chloroethane	ND	4.4	1.8	ug/kg	
67-66-3	Chloroform	ND	4.4	1.1	ug/kg	
95-49-8	o-Chlorotoluene	ND	4.4	0.89	ug/kg	
106-43-4	p-Chlorotoluene	ND	4.4	0.89	ug/kg	
124-48-1	Dibromochloromethane	ND	4.4	0.89	ug/kg	
96-12-8	1,2-Dibromo-3-chloropropane	ND	4.4	2.0	ug/kg	
106-93-4	1,2-Dibromoethane	ND	4.4	0.89	ug/kg	
75-71-8	Dichlorodifluoromethane	ND	4.4	2.2	ug/kg	
95-50-1	1,2-Dichlorobenzene	ND	4.4	0.89	ug/kg	
541-73-1	1,3-Dichlorobenzene	ND	4.4	0.89	ug/kg	
106-46-7	1,4-Dichlorobenzene	ND	4.4	0.91	ug/kg	
75-34-3	1,1-Dichloroethane	ND	4.4	1.5	ug/kg	
107-06-2	1,2-Dichloroethane	ND	4.4	0.89	ug/kg	
75-35-4	1,1-Dichloroethylene	ND	4.4	0.89	ug/kg	
156-59-2	cis-1,2-Dichloroethylene	ND	4.4	1.1	ug/kg	
156-60-5	trans-1,2-Dichloroethylene	ND	4.4	1.3	ug/kg	
78-87-5	1,2-Dichloropropane	ND	4.4	1.4	ug/kg	
142-28-9	1,3-Dichloropropane	ND	4.4	0.89	ug/kg	
594-20-7	2,2-Dichloropropane	ND	4.4	0.89	ug/kg	
563-58-6	1,1-Dichloropropene	ND	4.4	1.1	ug/kg	

ND = Not detected MDL = Method Detection Limit

RL = Reporting Limit

E = Indicates value exceeds calibration range

J = Indicates an estimated value

B = Indicates analyte found in associated method blank

N = Indicates presumptive evidence of a compound

Report of Analysis

Client Sample ID:	E1-1	Date Sampled:	09/06/16
Lab Sample ID:	C47015-1	Date Received:	09/08/16
Matrix:	SO - Soil	Percent Solids:	n/a
Method:	SW846 8260B		
Project:	Vallico Mall, Wolfe Rd, Cupertino CA		

VOA 8260 List

CAS No.	Compound	Result	RL	MDL	Units	Q
10061-01-5	cis-1,3-Dichloropropene	ND	4.4	1.7	ug/kg	
10061-02-6	trans-1,3-Dichloropropene	ND	4.4	0.89	ug/kg	
108-20-3	Di-Isopropyl Ether	ND	4.4	1.1	ug/kg	
100-41-4	Ethylbenzene	ND	4.4	0.97	ug/kg	
637-92-3	Ethyl Tert Butyl Ether	ND	4.4	1.1	ug/kg	
87-68-3	Hexachlorobutadiene	ND	4.4	1.9	ug/kg	
591-78-6	2-Hexanone	ND	22	7.8	ug/kg	
98-82-8	Isopropylbenzene	ND	4.4	1.3	ug/kg	
99-87-6	p-Isopropyltoluene	ND	4.4	0.89	ug/kg	
74-83-9	Methyl Bromide	ND	4.4	2.3	ug/kg	
74-87-3	Methyl Chloride	ND	4.4	2.1	ug/kg	
74-95-3	Methylene Bromide	ND	4.4	1.6	ug/kg	
75-09-2	Methylene Chloride	ND	8.9	3.6	ug/kg	
108-10-1	4-Methyl-2-pentanone (MIBK)	ND	22	9.5	ug/kg	
1634-04-4	Methyl Tert Butyl Ether	ND	4.4	0.99	ug/kg	
91-20-3	Naphthalene	ND	4.4	1.8	ug/kg	
103-65-1	n-Propylbenzene	ND	4.4	1.1	ug/kg	
100-42-5	Styrene	ND	4.4	0.89	ug/kg	
994-05-8	Tert-Amyl Methyl Ether	ND	4.4	1.2	ug/kg	
75-65-0	Tert-Butyl Alcohol	ND	44	12	ug/kg	
630-20-6	1,1,1,2-Tetrachloroethane	ND	4.4	0.99	ug/kg	
79-34-5	1,1,2,2-Tetrachloroethane	ND	4.4	2.0	ug/kg	
127-18-4	Tetrachloroethylene	ND	4.4	1.2	ug/kg	
108-88-3	Toluene	ND	4.4	1.0	ug/kg	
87-61-6	1,2,3-Trichlorobenzene	ND	4.4	1.8	ug/kg	
120-82-1	1,2,4-Trichlorobenzene	ND	4.4	1.3	ug/kg	
71-55-6	1,1,1-Trichloroethane	ND	4.4	0.89	ug/kg	
79-00-5	1,1,2-Trichloroethane	ND	4.4	1.6	ug/kg	
79-01-6	Trichloroethylene	ND	4.4	1.0	ug/kg	
75-69-4	Trichlorofluoromethane	ND	4.4	1.7	ug/kg	
96-18-4	1,2,3-Trichloropropane	ND	4.4	1.4	ug/kg	
95-63-6	1,2,4-Trimethylbenzene	ND	4.4	0.89	ug/kg	
108-67-8	1,3,5-Trimethylbenzene	ND	4.4	0.89	ug/kg	
75-01-4	Vinyl Chloride	ND	4.4	1.5	ug/kg	
1330-20-7	Xylene (total)	ND	13	2.5	ug/kg	

CAS No.	Surrogate Recoveries	Run# 1	Run# 2	Limits
1868-53-7	Dibromofluoromethane	118%		75-124%
17060-07-0	1,2-Dichloroethane-D4	118%		72-135%

ND = Not detected MDL = Method Detection Limit
 RL = Reporting Limit
 E = Indicates value exceeds calibration range

J = Indicates an estimated value
 B = Indicates analyte found in associated method blank
 N = Indicates presumptive evidence of a compound

Report of Analysis

Client Sample ID: E1-1	Date Sampled: 09/06/16
Lab Sample ID: C47015-1	Date Received: 09/08/16
Matrix: SO - Soil	Percent Solids: n/a
Method: SW846 8260B	
Project: Vallico Mall, Wolfe Rd, Cupertino CA	

VOA 8260 List

CAS No.	Surrogate Recoveries	Run# 1	Run# 2	Limits
2037-26-5	Toluene-D8	94%		75-126%
460-00-4	4-Bromofluorobenzene	98%		71-133%

(a) Sample was received in a bulk container but was not preserved within 48 hours of sampling. Reported results are considered minimum values. Analysis performed at SGS Accutest, Orlando FL.

ND = Not detected	MDL = Method Detection Limit	J = Indicates an estimated value
RL = Reporting Limit		B = Indicates analyte found in associated method blank
E = Indicates value exceeds calibration range		N = Indicates presumptive evidence of a compound

Report of Analysis

Client Sample ID:	E1-1	Date Sampled:	09/06/16
Lab Sample ID:	C47015-1	Date Received:	09/08/16
Matrix:	SO - Soil	Percent Solids:	n/a
Method:	SW846 8270D SW846 3550C		
Project:	Vallico Mall, Wolfe Rd, Cupertino CA		

	File ID	DF	Analyzed	By	Prep Date	Prep Batch	Analytical Batch
Run #1 ^a	X048970.D	1	09/12/16	AFL	09/09/16	F:OP61812	F:SX2120
Run #2							

	Initial Weight	Final Volume
Run #1	29.9 g	1.0 ml
Run #2		

ABN Full List w/o PAHs

CAS No.	Compound	Result	RL	MDL	Units	Q
65-85-0	Benzoic Acid	ND	840	170	ug/kg	
59-50-7	4-Chloro-3-methyl Phenol	ND	170	25	ug/kg	
95-57-8	2-Chlorophenol	ND	170	21	ug/kg	
120-83-2	2,4-Dichlorophenol	ND	170	24	ug/kg	
105-67-9	2,4-Dimethylphenol	ND	170	20	ug/kg	
51-28-5	2,4-Dinitrophenol	ND	840	170	ug/kg	
534-52-1	4,6-Dinitro-o-cresol	ND	330	67	ug/kg	
95-48-7	2-Methylphenol	ND	170	18	ug/kg	
	3&4-Methylphenol	ND	170	39	ug/kg	
88-75-5	2-Nitrophenol	ND	170	21	ug/kg	
100-02-7	4-Nitrophenol	ND	840	130	ug/kg	
87-86-5	Pentachlorophenol	ND	840	130	ug/kg	
108-95-2	Phenol	ND	170	20	ug/kg	
95-95-4	2,4,5-Trichlorophenol	ND	170	18	ug/kg	
88-06-2	2,4,6-Trichlorophenol	ND	170	20	ug/kg	
62-53-3	Aniline	ND	170	33	ug/kg	
92-87-5	Benzidine ^b	ND	1700	330	ug/kg	
100-51-6	Benzyl Alcohol	ND	170	22	ug/kg	
101-55-3	4-Bromophenyl phenyl ether	ND	170	20	ug/kg	
85-68-7	Butyl benzyl phthalate	ND	170	33	ug/kg	
86-74-8	Carbazole	ND	170	20	ug/kg	
106-47-8	4-Chloroaniline	ND	170	23	ug/kg	
111-91-1	bis(2-Chloroethoxy)methane	ND	170	25	ug/kg	
111-44-4	bis(2-Chloroethyl)ether	ND	170	30	ug/kg	
108-60-1	bis(2-Chloroisopropyl)ether	ND	170	24	ug/kg	
91-58-7	2-Chloronaphthalene	ND	170	23	ug/kg	
7005-72-3	4-Chlorophenyl phenyl ether	ND	170	21	ug/kg	
132-64-9	Dibenzofuran	ND	170	21	ug/kg	
95-50-1	1,2-Dichlorobenzene	ND	170	17	ug/kg	
541-73-1	1,3-Dichlorobenzene	ND	170	19	ug/kg	
106-46-7	1,4-Dichlorobenzene	ND	170	20	ug/kg	
91-94-1	3,3'-Dichlorobenzidine	ND	170	18	ug/kg	

ND = Not detected MDL = Method Detection Limit

RL = Reporting Limit

E = Indicates value exceeds calibration range

J = Indicates an estimated value

B = Indicates analyte found in associated method blank

N = Indicates presumptive evidence of a compound

Report of Analysis

Client Sample ID:	E1-1	Date Sampled:	09/06/16
Lab Sample ID:	C47015-1	Date Received:	09/08/16
Matrix:	SO - Soil	Percent Solids:	n/a
Method:	SW846 8270D SW846 3550C		
Project:	Vallico Mall, Wolfe Rd, Cupertino CA		

ABN Full List w/o PAHs

CAS No.	Compound	Result	RL	MDL	Units	Q
84-66-2	Diethyl Phthalate	ND	330	33	ug/kg	
131-11-3	Dimethyl Phthalate	ND	170	33	ug/kg	
117-84-0	Di-n-octyl Phthalate	ND	170	33	ug/kg	
84-74-2	Di-n-butyl Phthalate	ND	330	67	ug/kg	
121-14-2	2,4-Dinitrotoluene	ND	170	17	ug/kg	
606-20-2	2,6-Dinitrotoluene	ND	170	21	ug/kg	
122-66-7	1,2-Diphenylhydrazine	ND	170	28	ug/kg	
117-81-7	bis(2-Ethylhexyl)phthalate	ND	330	33	ug/kg	
118-74-1	Hexachlorobenzene	ND	170	21	ug/kg	
87-68-3	Hexachlorobutadiene	ND	170	19	ug/kg	
77-47-4	Hexachlorocyclopentadiene	ND	170	33	ug/kg	
67-72-1	Hexachloroethane	ND	170	19	ug/kg	
78-59-1	Isophorone	ND	170	17	ug/kg	
88-74-4	2-Nitroaniline	ND	170	28	ug/kg	
99-09-2	3-Nitroaniline	ND	170	28	ug/kg	
100-01-6	4-Nitroaniline	ND	170	28	ug/kg	
98-95-3	Nitrobenzene	ND	170	22	ug/kg	
62-75-9	N-Nitrosodimethylamine	ND	170	40	ug/kg	
621-64-7	N-Nitrosodi-n-propylamine	ND	170	18	ug/kg	
86-30-6	N-Nitrosodiphenylamine	ND	170	32	ug/kg	
110-86-1	Pyridine	ND	330	33	ug/kg	
120-82-1	1,2,4-Trichlorobenzene	ND	170	20	ug/kg	

CAS No.	Surrogate Recoveries	Run# 1	Run# 2	Limits
367-12-4	2-Fluorophenol	66%		40-102%
4165-62-2	Phenol-d5	69%		41-100%
118-79-6	2,4,6-Tribromophenol	47%		42-108%
4165-60-0	Nitrobenzene-d5	64%		40-105%
321-60-8	2-Fluorobiphenyl	60%		43-107%
1718-51-0	Terphenyl-d14	61%		45-119%

(a) Analysis performed at SGS Accutest, Orlando FL.

(b) Associated ICV outside control limits.

ND = Not detected MDL = Method Detection Limit
 RL = Reporting Limit
 E = Indicates value exceeds calibration range

J = Indicates an estimated value
 B = Indicates analyte found in associated method blank
 N = Indicates presumptive evidence of a compound

Report of Analysis

Client Sample ID:	E1-1	Date Sampled:	09/06/16
Lab Sample ID:	C47015-1	Date Received:	09/08/16
Matrix:	SO - Soil	Percent Solids:	n/a
Method:	SW846 8270D BY SIM SW846 3546		
Project:	Vallico Mall, Wolfe Rd, Cupertino CA		

	File ID	DF	Analyzed	By	Prep Date	Prep Batch	Analytical Batch
Run #1 ^a	W094887.D	4	09/12/16	AFL	09/10/16	F:OP61814	F:SW4252
Run #2							

	Initial Weight	Final Volume
Run #1	14.7 g	1.0 ml
Run #2		

BN PAH List

CAS No.	Compound	Result	RL	MDL	Units	Q
83-32-9	Acenaphthene	ND	270	110	ug/kg	
208-96-8	Acenaphthylene	ND	270	110	ug/kg	
120-12-7	Anthracene	ND	270	68	ug/kg	
56-55-3	Benzo(a)anthracene	ND	54	14	ug/kg	
50-32-8	Benzo(a)pyrene	29.7	54	14	ug/kg	J
205-99-2	Benzo(b)fluoranthene	41.6	54	14	ug/kg	J
191-24-2	Benzo(g,h,i)perylene	31.6	54	14	ug/kg	J
207-08-9	Benzo(k)fluoranthene	20.3	54	14	ug/kg	J
218-01-9	Chrysene	55.3	54	14	ug/kg	
53-70-3	Dibenzo(a,h)anthracene	17.6	54	14	ug/kg	J
206-44-0	Fluoranthene	ND	270	68	ug/kg	
86-73-7	Fluorene	ND	270	110	ug/kg	
193-39-5	Indeno(1,2,3-cd)pyrene	ND	54	14	ug/kg	
90-12-0	1-Methylnaphthalene	168	270	110	ug/kg	J
91-57-6	2-Methylnaphthalene	178	270	110	ug/kg	J
91-20-3	Naphthalene	ND	270	110	ug/kg	
85-01-8	Phenanthrene	ND	270	68	ug/kg	
129-00-0	Pyrene	ND	270	68	ug/kg	

CAS No.	Surrogate Recoveries	Run# 1	Run# 2	Limits
4165-60-0	Nitrobenzene-d5	80%		40-105%
321-60-8	2-Fluorobiphenyl	79%		43-107%
1718-51-0	Terphenyl-d14	75%		45-119%

(a) Dilution required due to matrix interference; extract was viscous. Analysis performed at SGS Accutest, Orlando FL.

ND = Not detected MDL = Method Detection Limit
 RL = Reporting Limit
 E = Indicates value exceeds calibration range

J = Indicates an estimated value
 B = Indicates analyte found in associated method blank
 N = Indicates presumptive evidence of a compound

Report of Analysis

Client Sample ID: E1-1	Date Sampled: 09/06/16
Lab Sample ID: C47015-1	Date Received: 09/08/16
Matrix: SO - Soil	Percent Solids: n/a
Method: SW846 8015C	
Project: Vallico Mall, Wolfe Rd, Cupertino CA	

	File ID	DF	Analyzed	By	Prep Date	Prep Batch	Analytical Batch
Run #1 ^a	UV075741.D	1	09/10/16	AFL	n/a	n/a	F:GUV4033
Run #2							

	Initial Weight	Final Volume	Methanol Aliquot
Run #1	4.67 g	5.0 ml	100 ul
Run #2			

CAS No.	Compound	Result	RL	MDL	Units	Q
	TPH-GRO (C6-C10)	ND	5.4	2.7	mg/kg	

CAS No.	Surrogate Recoveries	Run# 1	Run# 2	Limits
460-00-4	4-Bromofluorobenzene	107%		56-149%
98-08-8	aaa-Trifluorotoluene	101%		66-132%

(a) Sample was received in a bulk container but was not preserved within 48 hours of sampling. Reported results are considered minimum values. Analysis performed at SGS Accutest, Orlando FL.

ND = Not detected	MDL = Method Detection Limit	J = Indicates an estimated value
RL = Reporting Limit		B = Indicates analyte found in associated method blank
E = Indicates value exceeds calibration range		N = Indicates presumptive evidence of a compound

Report of Analysis

Client Sample ID:	E1-1	Date Sampled:	09/06/16
Lab Sample ID:	C47015-1	Date Received:	09/08/16
Matrix:	SO - Soil	Percent Solids:	n/a
Method:	SW846 8081B SW846 3546		
Project:	Vallico Mall, Wolfe Rd, Cupertino CA		

	File ID	DF	Analyzed	By	Prep Date	Prep Batch	Analytical Batch
Run #1 ^a	TT379320.D	20	09/13/16	AFL	09/10/16	F:OP61815	F:GTT1860
Run #2							

	Initial Weight	Final Volume
Run #1	14.8 g	5.0 ml
Run #2		

Pesticide PPL List

CAS No.	Compound	Result	RL	MDL	Units	Q
309-00-2	Aldrin	ND	34	10	ug/kg	
319-84-6	alpha-BHC	ND	34	10	ug/kg	
319-85-7	beta-BHC	ND	34	10	ug/kg	
319-86-8	delta-BHC	ND	34	9.9	ug/kg	
58-89-9	gamma-BHC (Lindane)	ND	34	10	ug/kg	
12789-03-6	Chlordane	ND	340	140	ug/kg	
60-57-1	Dieldrin	ND	34	13	ug/kg	
72-54-8	4,4'-DDD	ND	68	12	ug/kg	
72-55-9	4,4'-DDE	ND	68	11	ug/kg	
50-29-3	4,4'-DDT	ND	68	13	ug/kg	
72-20-8	Endrin	ND	68	13	ug/kg	
1031-07-8	Endosulfan sulfate	ND	68	13	ug/kg	
7421-93-4	Endrin aldehyde	ND	68	13	ug/kg	
959-98-8	Endosulfan-I	ND	34	9.9	ug/kg	
33213-65-9	Endosulfan-II	ND	34	13	ug/kg	
76-44-8	Heptachlor	ND	34	11	ug/kg	
1024-57-3	Heptachlor epoxide	ND	34	12	ug/kg	
72-43-5	Methoxychlor	ND	68	17	ug/kg	
8001-35-2	Toxaphene	ND	1700	680	ug/kg	

CAS No.	Surrogate Recoveries	Run# 1	Run# 2	Limits
877-09-8	Tetrachloro-m-xylene	0% ^b		50-122%
2051-24-3	Decachlorobiphenyl	0% ^b		50-133%

(a) Dilution required due to matrix interference; extract was viscous. Analysis performed at SGS Accutest, Orlando FL.

(b) Outside control limits due to dilution.

ND = Not detected MDL = Method Detection Limit
 RL = Reporting Limit
 E = Indicates value exceeds calibration range

J = Indicates an estimated value
 B = Indicates analyte found in associated method blank
 N = Indicates presumptive evidence of a compound

Report of Analysis

Client Sample ID:	E1-1	Date Sampled:	09/06/16
Lab Sample ID:	C47015-1	Date Received:	09/08/16
Matrix:	SO - Soil	Percent Solids:	n/a
Method:	SW846 8082A SW846 3546		
Project:	Vallico Mall, Wolfe Rd, Cupertino CA		

	File ID	DF	Analyzed	By	Prep Date	Prep Batch	Analytical Batch
Run #1 ^a	ST138353.D	4	09/13/16	AFL	09/10/16	F:OP61816	F:GST3293
Run #2							

	Initial Weight	Final Volume
Run #1	14.8 g	5.0 ml
Run #2		

PCB List

CAS No.	Compound	Result	RL	MDL	Units	Q
12674-11-2	Aroclor 1016	ND	68	27	ug/kg	
11104-28-2	Aroclor 1221	ND	68	34	ug/kg	
11141-16-5	Aroclor 1232	ND	68	34	ug/kg	
53469-21-9	Aroclor 1242	ND	68	27	ug/kg	
12672-29-6	Aroclor 1248	ND	68	27	ug/kg	
11097-69-1	Aroclor 1254	ND	68	32	ug/kg	
11096-82-5	Aroclor 1260	ND	68	27	ug/kg	

CAS No.	Surrogate Recoveries	Run# 1	Run# 2	Limits
877-09-8	Tetrachloro-m-xylene	71%		44-126%
2051-24-3	Decachlorobiphenyl	86%		41-145%

(a) Dilution required due to matrix interference. Analysis performed at SGS Accutest, Orlando FL.

ND = Not detected MDL = Method Detection Limit
 RL = Reporting Limit
 E = Indicates value exceeds calibration range

J = Indicates an estimated value
 B = Indicates analyte found in associated method blank
 N = Indicates presumptive evidence of a compound

Report of Analysis

Client Sample ID:	E1-1	Date Sampled:	09/06/16
Lab Sample ID:	C47015-1	Date Received:	09/08/16
Matrix:	SO - Soil	Percent Solids:	n/a
Method:	SW846 8015C SW846 3550C		
Project:	Vallico Mall, Wolfe Rd, Cupertino CA		

	File ID	DF	Analyzed	By	Prep Date	Prep Batch	Analytical Batch
Run #1 ^a	JR002702.D	40	09/15/16	AFL	09/09/16	F:OP61813	F:GJR99
Run #2							

	Initial Weight	Final Volume
Run #1	20.7 g	1.0 ml
Run #2		

TPH Extractable

CAS No.	Compound	Result	RL	MDL	Units	Q
	TPH (C10-C28)	120	190	97	mg/kg	J
	TPH (> C28-C40)	841	190	97	mg/kg	

CAS No.	Surrogate Recoveries	Run# 1	Run# 2	Limits
84-15-1	o-Terphenyl	0% ^b		56-122%

(a) Analysis performed at SGS Accutest, Orlando FL.

(b) Outside control limits due to dilution.

ND = Not detected MDL = Method Detection Limit
 RL = Reporting Limit
 E = Indicates value exceeds calibration range

J = Indicates an estimated value
 B = Indicates analyte found in associated method blank
 N = Indicates presumptive evidence of a compound

Report of Analysis

Client Sample ID: E1-1	Date Sampled: 09/06/16
Lab Sample ID: C47015-1	Date Received: 09/08/16
Matrix: SO - Soil	Percent Solids: n/a
Project: Vallico Mall, Wolfe Rd, Cupertino CA	

Metals Analysis

Analyte	Result	RL	Units	DF	Prep	Analyzed By	Method	Prep Method
Antimony ^a	< 5.0	5.0	mg/kg	5	09/09/16	09/12/16	AFL SW846 6010C ²	SW846 3050B ³
Arsenic ^a	2.5	2.5	mg/kg	5	09/09/16	09/12/16	AFL SW846 6010C ²	SW846 3050B ³
Barium ^a	344	50	mg/kg	5	09/09/16	09/12/16	AFL SW846 6010C ²	SW846 3050B ³
Beryllium ^a	< 1.3	1.3	mg/kg	5	09/09/16	09/12/16	AFL SW846 6010C ²	SW846 3050B ³
Cadmium ^a	< 1.0	1.0	mg/kg	5	09/09/16	09/12/16	AFL SW846 6010C ²	SW846 3050B ³
Chromium ^a	32.9	2.5	mg/kg	5	09/09/16	09/12/16	AFL SW846 6010C ²	SW846 3050B ³
Cobalt ^a	< 13	13	mg/kg	5	09/09/16	09/12/16	AFL SW846 6010C ²	SW846 3050B ³
Copper ^a	25.4	6.3	mg/kg	5	09/09/16	09/12/16	AFL SW846 6010C ²	SW846 3050B ³
Lead ^a	7.4	5.0	mg/kg	5	09/09/16	09/12/16	AFL SW846 6010C ²	SW846 3050B ³
Mercury ^b	0.087	0.040	mg/kg	1	09/12/16	09/12/16	AFL SW846 7471B ¹	SW846 7471B ⁴
Molybdenum ^a	< 13	13	mg/kg	5	09/09/16	09/12/16	AFL SW846 6010C ²	SW846 3050B ³
Nickel ^a	36.7	10	mg/kg	5	09/09/16	09/12/16	AFL SW846 6010C ²	SW846 3050B ³
Selenium ^a	< 5.0	5.0	mg/kg	5	09/09/16	09/12/16	AFL SW846 6010C ²	SW846 3050B ³
Silver ^a	< 2.5	2.5	mg/kg	5	09/09/16	09/12/16	AFL SW846 6010C ²	SW846 3050B ³
Thallium ^a	< 2.5	2.5	mg/kg	5	09/09/16	09/12/16	AFL SW846 6010C ²	SW846 3050B ³
Vanadium ^a	37.2	13	mg/kg	5	09/09/16	09/12/16	AFL SW846 6010C ²	SW846 3050B ³
Zinc ^a	44.7	5.0	mg/kg	5	09/09/16	09/12/16	AFL SW846 6010C ²	SW846 3050B ³

(1) Instrument QC Batch: F:MA13398

(2) Instrument QC Batch: F:MA13399

(3) Prep QC Batch: F:MP30813

(4) Prep QC Batch: F:MP30816

(a) Sample dilution required due to difficult matrix. Analysis performed at SGS Accutest, Orlando FL.

(b) Analysis performed at SGS Accutest, Orlando FL.

RL = Reporting Limit

Report of Analysis

Client Sample ID: E1-2		Date Sampled: 09/06/16
Lab Sample ID: C47015-2		Date Received: 09/08/16
Matrix: SO - Soil		Percent Solids: n/a
Method: SW846 8260B		
Project: Vallico Mall, Wolfe Rd, Cupertino CA		

	File ID	DF	Analyzed	By	Prep Date	Prep Batch	Analytical Batch
Run #1 ^a	F0079454.D	1	09/09/16	AFL	n/a	n/a	F:VF2730
Run #2							

	Initial Weight	Final Volume
Run #1	4.60 g	5.0 ml
Run #2		

VOA 8260 List

CAS No.	Compound	Result	RL	MDL	Units	Q
67-64-1	Acetone	ND	54	11	ug/kg	
71-43-2	Benzene	ND	5.4	1.4	ug/kg	
108-86-1	Bromobenzene	ND	5.4	1.3	ug/kg	
74-97-5	Bromochloromethane	ND	5.4	1.2	ug/kg	
75-27-4	Bromodichloromethane	ND	5.4	1.1	ug/kg	
75-25-2	Bromoform	ND	5.4	1.1	ug/kg	
78-93-3	2-Butanone (MEK)	ND	27	9.9	ug/kg	
104-51-8	n-Butylbenzene	ND	5.4	1.1	ug/kg	
135-98-8	sec-Butylbenzene	ND	5.4	1.1	ug/kg	
98-06-6	tert-Butylbenzene	ND	5.4	1.1	ug/kg	
56-23-5	Carbon Tetrachloride	ND	5.4	1.9	ug/kg	
108-90-7	Chlorobenzene	ND	5.4	1.1	ug/kg	
75-00-3	Chloroethane	ND	5.4	2.2	ug/kg	
67-66-3	Chloroform	ND	5.4	1.3	ug/kg	
95-49-8	o-Chlorotoluene	ND	5.4	1.1	ug/kg	
106-43-4	p-Chlorotoluene	ND	5.4	1.1	ug/kg	
124-48-1	Dibromochloromethane	ND	5.4	1.1	ug/kg	
96-12-8	1,2-Dibromo-3-chloropropane	ND	5.4	2.4	ug/kg	
106-93-4	1,2-Dibromoethane	ND	5.4	1.1	ug/kg	
75-71-8	Dichlorodifluoromethane	ND	5.4	2.7	ug/kg	
95-50-1	1,2-Dichlorobenzene	ND	5.4	1.1	ug/kg	
541-73-1	1,3-Dichlorobenzene	ND	5.4	1.1	ug/kg	
106-46-7	1,4-Dichlorobenzene	ND	5.4	1.1	ug/kg	
75-34-3	1,1-Dichloroethane	ND	5.4	1.8	ug/kg	
107-06-2	1,2-Dichloroethane	ND	5.4	1.1	ug/kg	
75-35-4	1,1-Dichloroethylene	ND	5.4	1.1	ug/kg	
156-59-2	cis-1,2-Dichloroethylene	ND	5.4	1.3	ug/kg	
156-60-5	trans-1,2-Dichloroethylene	ND	5.4	1.7	ug/kg	
78-87-5	1,2-Dichloropropane	ND	5.4	1.7	ug/kg	
142-28-9	1,3-Dichloropropane	ND	5.4	1.1	ug/kg	
594-20-7	2,2-Dichloropropane	ND	5.4	1.1	ug/kg	
563-58-6	1,1-Dichloropropene	ND	5.4	1.4	ug/kg	

ND = Not detected MDL = Method Detection Limit

RL = Reporting Limit

E = Indicates value exceeds calibration range

J = Indicates an estimated value

B = Indicates analyte found in associated method blank

N = Indicates presumptive evidence of a compound

Report of Analysis

Client Sample ID:	E1-2	Date Sampled:	09/06/16
Lab Sample ID:	C47015-2	Date Received:	09/08/16
Matrix:	SO - Soil	Percent Solids:	n/a
Method:	SW846 8260B		
Project:	Vallico Mall, Wolfe Rd, Cupertino CA		

VOA 8260 List

CAS No.	Compound	Result	RL	MDL	Units	Q
10061-01-5	cis-1,3-Dichloropropene	ND	5.4	2.1	ug/kg	
10061-02-6	trans-1,3-Dichloropropene	ND	5.4	1.1	ug/kg	
108-20-3	Di-Isopropyl Ether	ND	5.4	1.3	ug/kg	
100-41-4	Ethylbenzene	ND	5.4	1.2	ug/kg	
637-92-3	Ethyl Tert Butyl Ether	ND	5.4	1.4	ug/kg	
87-68-3	Hexachlorobutadiene	ND	5.4	2.4	ug/kg	
591-78-6	2-Hexanone	ND	27	9.5	ug/kg	
98-82-8	Isopropylbenzene	ND	5.4	1.5	ug/kg	
99-87-6	p-Isopropyltoluene	ND	5.4	1.1	ug/kg	
74-83-9	Methyl Bromide	ND	5.4	2.8	ug/kg	
74-87-3	Methyl Chloride	ND	5.4	2.6	ug/kg	
74-95-3	Methylene Bromide	ND	5.4	2.0	ug/kg	
75-09-2	Methylene Chloride	ND	11	4.3	ug/kg	
108-10-1	4-Methyl-2-pentanone (MIBK)	ND	27	12	ug/kg	
1634-04-4	Methyl Tert Butyl Ether	ND	5.4	1.2	ug/kg	
91-20-3	Naphthalene	ND	5.4	2.2	ug/kg	
103-65-1	n-Propylbenzene	ND	5.4	1.3	ug/kg	
100-42-5	Styrene	ND	5.4	1.1	ug/kg	
994-05-8	Tert-Amyl Methyl Ether	ND	5.4	1.5	ug/kg	
75-65-0	Tert-Butyl Alcohol	ND	54	15	ug/kg	
630-20-6	1,1,1,2-Tetrachloroethane	ND	5.4	1.2	ug/kg	
79-34-5	1,1,2,2-Tetrachloroethane	ND	5.4	2.4	ug/kg	
127-18-4	Tetrachloroethylene	ND	5.4	1.4	ug/kg	
108-88-3	Toluene	ND	5.4	1.2	ug/kg	
87-61-6	1,2,3-Trichlorobenzene	ND	5.4	2.2	ug/kg	
120-82-1	1,2,4-Trichlorobenzene	ND	5.4	1.6	ug/kg	
71-55-6	1,1,1-Trichloroethane	ND	5.4	1.1	ug/kg	
79-00-5	1,1,2-Trichloroethane	ND	5.4	2.0	ug/kg	
79-01-6	Trichloroethylene	ND	5.4	1.3	ug/kg	
75-69-4	Trichlorofluoromethane	ND	5.4	2.0	ug/kg	
96-18-4	1,2,3-Trichloropropane	ND	5.4	1.8	ug/kg	
95-63-6	1,2,4-Trimethylbenzene	ND	5.4	1.1	ug/kg	
108-67-8	1,3,5-Trimethylbenzene	ND	5.4	1.1	ug/kg	
75-01-4	Vinyl Chloride	ND	5.4	1.8	ug/kg	
1330-20-7	Xylene (total)	ND	16	3.1	ug/kg	

CAS No.	Surrogate Recoveries	Run# 1	Run# 2	Limits
1868-53-7	Dibromofluoromethane	116%		75-124%
17060-07-0	1,2-Dichloroethane-D4	120%		72-135%

ND = Not detected MDL = Method Detection Limit
 RL = Reporting Limit
 E = Indicates value exceeds calibration range

J = Indicates an estimated value
 B = Indicates analyte found in associated method blank
 N = Indicates presumptive evidence of a compound

Report of Analysis

Client Sample ID: E1-2	Date Sampled: 09/06/16
Lab Sample ID: C47015-2	Date Received: 09/08/16
Matrix: SO - Soil	Percent Solids: n/a
Method: SW846 8260B	
Project: Vallico Mall, Wolfe Rd, Cupertino CA	

VOA 8260 List

CAS No.	Surrogate Recoveries	Run# 1	Run# 2	Limits
2037-26-5	Toluene-D8	93%		75-126%
460-00-4	4-Bromofluorobenzene	99%		71-133%

(a) Sample was received in a bulk container but was not preserved within 48 hours of sampling. Reported results are considered minimum values. Analysis performed at SGS Accutest, Orlando FL.

ND = Not detected	MDL = Method Detection Limit	J = Indicates an estimated value
RL = Reporting Limit		B = Indicates analyte found in associated method blank
E = Indicates value exceeds calibration range		N = Indicates presumptive evidence of a compound

Report of Analysis

Client Sample ID:	E1-2	Date Sampled:	09/06/16
Lab Sample ID:	C47015-2	Date Received:	09/08/16
Matrix:	SO - Soil	Percent Solids:	n/a
Method:	SW846 8270D SW846 3550C		
Project:	Vallico Mall, Wolfe Rd, Cupertino CA		

	File ID	DF	Analyzed	By	Prep Date	Prep Batch	Analytical Batch
Run #1 ^a	X048971.D	1	09/12/16	AFL	09/09/16	F:OP61812	F:SX2120
Run #2							

	Initial Weight	Final Volume
Run #1	30.2 g	1.0 ml
Run #2		

ABN Full List w/o PAHs

CAS No.	Compound	Result	RL	MDL	Units	Q
65-85-0	Benzoic Acid	ND	830	170	ug/kg	
59-50-7	4-Chloro-3-methyl Phenol	ND	170	25	ug/kg	
95-57-8	2-Chlorophenol	ND	170	21	ug/kg	
120-83-2	2,4-Dichlorophenol	ND	170	23	ug/kg	
105-67-9	2,4-Dimethylphenol	ND	170	20	ug/kg	
51-28-5	2,4-Dinitrophenol	ND	830	170	ug/kg	
534-52-1	4,6-Dinitro-o-cresol	ND	330	66	ug/kg	
95-48-7	2-Methylphenol	ND	170	18	ug/kg	
	3&4-Methylphenol	ND	170	39	ug/kg	
88-75-5	2-Nitrophenol	ND	170	20	ug/kg	
100-02-7	4-Nitrophenol	ND	830	130	ug/kg	
87-86-5	Pentachlorophenol	ND	830	130	ug/kg	
108-95-2	Phenol	ND	170	20	ug/kg	
95-95-4	2,4,5-Trichlorophenol	ND	170	18	ug/kg	
88-06-2	2,4,6-Trichlorophenol	ND	170	20	ug/kg	
62-53-3	Aniline	ND	170	33	ug/kg	
92-87-5	Benzidine ^b	ND	1700	330	ug/kg	
100-51-6	Benzyl Alcohol	ND	170	22	ug/kg	
101-55-3	4-Bromophenyl phenyl ether	ND	170	19	ug/kg	
85-68-7	Butyl benzyl phthalate	ND	170	33	ug/kg	
86-74-8	Carbazole	ND	170	19	ug/kg	
106-47-8	4-Chloroaniline	ND	170	23	ug/kg	
111-91-1	bis(2-Chloroethoxy)methane	ND	170	25	ug/kg	
111-44-4	bis(2-Chloroethyl)ether	ND	170	30	ug/kg	
108-60-1	bis(2-Chloroisopropyl)ether	ND	170	24	ug/kg	
91-58-7	2-Chloronaphthalene	ND	170	23	ug/kg	
7005-72-3	4-Chlorophenyl phenyl ether	ND	170	21	ug/kg	
132-64-9	Dibenzofuran	ND	170	21	ug/kg	
95-50-1	1,2-Dichlorobenzene	ND	170	17	ug/kg	
541-73-1	1,3-Dichlorobenzene	ND	170	19	ug/kg	
106-46-7	1,4-Dichlorobenzene	ND	170	20	ug/kg	
91-94-1	3,3'-Dichlorobenzidine	ND	170	18	ug/kg	

ND = Not detected MDL = Method Detection Limit

RL = Reporting Limit

E = Indicates value exceeds calibration range

J = Indicates an estimated value

B = Indicates analyte found in associated method blank

N = Indicates presumptive evidence of a compound

Report of Analysis

Client Sample ID:	E1-2	Date Sampled:	09/06/16
Lab Sample ID:	C47015-2	Date Received:	09/08/16
Matrix:	SO - Soil	Percent Solids:	n/a
Method:	SW846 8270D SW846 3550C		
Project:	Vallico Mall, Wolfe Rd, Cupertino CA		

ABN Full List w/o PAHs

CAS No.	Compound	Result	RL	MDL	Units	Q
84-66-2	Diethyl Phthalate	ND	330	33	ug/kg	
131-11-3	Dimethyl Phthalate	ND	170	33	ug/kg	
117-84-0	Di-n-octyl Phthalate	ND	170	33	ug/kg	
84-74-2	Di-n-butyl Phthalate	ND	330	66	ug/kg	
121-14-2	2,4-Dinitrotoluene	ND	170	17	ug/kg	
606-20-2	2,6-Dinitrotoluene	ND	170	21	ug/kg	
122-66-7	1,2-Diphenylhydrazine	ND	170	27	ug/kg	
117-81-7	bis(2-Ethylhexyl)phthalate	ND	330	33	ug/kg	
118-74-1	Hexachlorobenzene	ND	170	20	ug/kg	
87-68-3	Hexachlorobutadiene	ND	170	19	ug/kg	
77-47-4	Hexachlorocyclopentadiene	ND	170	33	ug/kg	
67-72-1	Hexachloroethane	ND	170	19	ug/kg	
78-59-1	Isophorone	ND	170	17	ug/kg	
88-74-4	2-Nitroaniline	ND	170	28	ug/kg	
99-09-2	3-Nitroaniline	ND	170	28	ug/kg	
100-01-6	4-Nitroaniline	ND	170	28	ug/kg	
98-95-3	Nitrobenzene	ND	170	22	ug/kg	
62-75-9	N-Nitrosodimethylamine	ND	170	40	ug/kg	
621-64-7	N-Nitrosodi-n-propylamine	ND	170	17	ug/kg	
86-30-6	N-Nitrosodiphenylamine	ND	170	32	ug/kg	
110-86-1	Pyridine	ND	330	33	ug/kg	
120-82-1	1,2,4-Trichlorobenzene	ND	170	20	ug/kg	

CAS No.	Surrogate Recoveries	Run# 1	Run# 2	Limits
367-12-4	2-Fluorophenol	70%		40-102%
4165-62-2	Phenol-d5	75%		41-100%
118-79-6	2,4,6-Tribromophenol	69%		42-108%
4165-60-0	Nitrobenzene-d5	67%		40-105%
321-60-8	2-Fluorobiphenyl	66%		43-107%
1718-51-0	Terphenyl-d14	84%		45-119%

(a) Analysis performed at SGS Accutest, Orlando FL.

(b) Associated ICV outside control limits.

ND = Not detected MDL = Method Detection Limit
 RL = Reporting Limit
 E = Indicates value exceeds calibration range

J = Indicates an estimated value
 B = Indicates analyte found in associated method blank
 N = Indicates presumptive evidence of a compound

Report of Analysis

Client Sample ID: E1-2		
Lab Sample ID: C47015-2		Date Sampled: 09/06/16
Matrix: SO - Soil		Date Received: 09/08/16
Method: SW846 8270D BY SIM SW846 3546		Percent Solids: n/a
Project: Vallico Mall, Wolfe Rd, Cupertino CA		

	File ID	DF	Analyzed	By	Prep Date	Prep Batch	Analytical Batch
Run #1 ^a	W094888.D	1	09/12/16	AFL	09/10/16	F:OP61814	F:SW4252
Run #2							

	Initial Weight	Final Volume
Run #1	15.4 g	1.0 ml
Run #2		

BN PAH List

CAS No.	Compound	Result	RL	MDL	Units	Q
83-32-9	Acenaphthene	ND	65	26	ug/kg	
208-96-8	Acenaphthylene	ND	65	26	ug/kg	
120-12-7	Anthracene	ND	65	16	ug/kg	
56-55-3	Benzo(a)anthracene	ND	13	3.2	ug/kg	
50-32-8	Benzo(a)pyrene	ND	13	3.2	ug/kg	
205-99-2	Benzo(b)fluoranthene	ND	13	3.2	ug/kg	
191-24-2	Benzo(g,h,i)perylene	ND	13	3.2	ug/kg	
207-08-9	Benzo(k)fluoranthene	ND	13	3.2	ug/kg	
218-01-9	Chrysene	ND	13	3.2	ug/kg	
53-70-3	Dibenzo(a,h)anthracene	ND	13	3.2	ug/kg	
206-44-0	Fluoranthene	ND	65	16	ug/kg	
86-73-7	Fluorene	ND	65	26	ug/kg	
193-39-5	Indeno(1,2,3-cd)pyrene	ND	13	3.2	ug/kg	
90-12-0	1-Methylnaphthalene	ND	65	26	ug/kg	
91-57-6	2-Methylnaphthalene	ND	65	26	ug/kg	
91-20-3	Naphthalene	ND	65	26	ug/kg	
85-01-8	Phenanthrene	ND	65	16	ug/kg	
129-00-0	Pyrene	ND	65	16	ug/kg	

CAS No.	Surrogate Recoveries	Run# 1	Run# 2	Limits
4165-60-0	Nitrobenzene-d5	80%		40-105%
321-60-8	2-Fluorobiphenyl	82%		43-107%
1718-51-0	Terphenyl-d14	92%		45-119%

(a) Analysis performed at SGS Accutest, Orlando FL.

ND = Not detected MDL = Method Detection Limit
 RL = Reporting Limit
 E = Indicates value exceeds calibration range

J = Indicates an estimated value
 B = Indicates analyte found in associated method blank
 N = Indicates presumptive evidence of a compound

Report of Analysis

Client Sample ID: E1-2	Date Sampled: 09/06/16
Lab Sample ID: C47015-2	Date Received: 09/08/16
Matrix: SO - Soil	Percent Solids: n/a
Method: SW846 8015C	
Project: Vallico Mall, Wolfe Rd, Cupertino CA	

	File ID	DF	Analyzed	By	Prep Date	Prep Batch	Analytical Batch
Run #1 ^a	UV075742.D	1	09/10/16	AFL	n/a	n/a	F:GUV4033
Run #2							

	Initial Weight	Final Volume	Methanol Aliquot
Run #1	4.96 g	5.0 ml	100 ul
Run #2			

CAS No.	Compound	Result	RL	MDL	Units	Q
	TPH-GRO (C6-C10)	ND	5.0	2.5	mg/kg	

CAS No.	Surrogate Recoveries	Run# 1	Run# 2	Limits
460-00-4	4-Bromofluorobenzene	108%		56-149%
98-08-8	aaa-Trifluorotoluene	100%		66-132%

(a) Sample was received in a bulk container but was not preserved within 48 hours of sampling. Reported results are considered minimum values. Analysis performed at SGS Accutest, Orlando FL.

ND = Not detected	MDL = Method Detection Limit	J = Indicates an estimated value
RL = Reporting Limit		B = Indicates analyte found in associated method blank
E = Indicates value exceeds calibration range		N = Indicates presumptive evidence of a compound

Report of Analysis

Client Sample ID: E1-2		Date Sampled: 09/06/16
Lab Sample ID: C47015-2		Date Received: 09/08/16
Matrix: SO - Soil		Percent Solids: n/a
Method: SW846 8081B SW846 3546		
Project: Vallico Mall, Wolfe Rd, Cupertino CA		

	File ID	DF	Analyzed	By	Prep Date	Prep Batch	Analytical Batch
Run #1 ^a	TT379281.D	1	09/12/16	AFL	09/10/16	F:OP61815	F:GTT1859
Run #2							

	Initial Weight	Final Volume
Run #1	15.3 g	5.0 ml
Run #2		

Pesticide PPL List

CAS No.	Compound	Result	RL	MDL	Units	Q
309-00-2	Aldrin	ND	1.6	0.50	ug/kg	
319-84-6	alpha-BHC	ND	1.6	0.50	ug/kg	
319-85-7	beta-BHC	ND	1.6	0.50	ug/kg	
319-86-8	delta-BHC	ND	1.6	0.48	ug/kg	
58-89-9	gamma-BHC (Lindane)	ND	1.6	0.50	ug/kg	
12789-03-6	Chlordane	ND	16	6.5	ug/kg	
60-57-1	Dieldrin	ND	1.6	0.61	ug/kg	
72-54-8	4,4'-DDD	ND	3.3	0.56	ug/kg	
72-55-9	4,4'-DDE	ND	3.3	0.53	ug/kg	
50-29-3	4,4'-DDT	ND	3.3	0.64	ug/kg	
72-20-8	Endrin	ND	3.3	0.61	ug/kg	
1031-07-8	Endosulfan sulfate	ND	3.3	0.61	ug/kg	
7421-93-4	Endrin aldehyde	ND	3.3	0.61	ug/kg	
959-98-8	Endosulfan-I	ND	1.6	0.48	ug/kg	
33213-65-9	Endosulfan-II	ND	1.6	0.60	ug/kg	
76-44-8	Heptachlor	ND	1.6	0.56	ug/kg	
1024-57-3	Heptachlor epoxide	ND	1.6	0.57	ug/kg	
72-43-5	Methoxychlor	ND	3.3	0.84	ug/kg	
8001-35-2	Toxaphene	ND	82	33	ug/kg	

CAS No.	Surrogate Recoveries	Run# 1	Run# 2	Limits
877-09-8	Tetrachloro-m-xylene	135% ^b		50-122%
2051-24-3	Decachlorobiphenyl	77%		50-133%

(a) Analysis performed at SGS Accutest, Orlando FL.

(b) Outside control limits. However, Sample was ND.

ND = Not detected MDL = Method Detection Limit
 RL = Reporting Limit
 E = Indicates value exceeds calibration range

J = Indicates an estimated value
 B = Indicates analyte found in associated method blank
 N = Indicates presumptive evidence of a compound

Report of Analysis

Client Sample ID: E1-2	Date Sampled: 09/06/16
Lab Sample ID: C47015-2	Date Received: 09/08/16
Matrix: SO - Soil	Percent Solids: n/a
Method: SW846 8082A SW846 3546	
Project: Vallico Mall, Wolfe Rd, Cupertino CA	

	File ID	DF	Analyzed	By	Prep Date	Prep Batch	Analytical Batch
Run #1 ^a	ST138354.D	1	09/13/16	AFL	09/10/16	F:OP61816	F:GST3293
Run #2							

	Initial Weight	Final Volume
Run #1	15.3 g	5.0 ml
Run #2		

PCB List

CAS No.	Compound	Result	RL	MDL	Units	Q
12674-11-2	Aroclor 1016	ND	16	6.5	ug/kg	
11104-28-2	Aroclor 1221	ND	16	8.3	ug/kg	
11141-16-5	Aroclor 1232	ND	16	8.2	ug/kg	
53469-21-9	Aroclor 1242	ND	16	6.5	ug/kg	
12672-29-6	Aroclor 1248	ND	16	6.5	ug/kg	
11097-69-1	Aroclor 1254	ND	16	7.8	ug/kg	
11096-82-5	Aroclor 1260	ND	16	6.5	ug/kg	

CAS No.	Surrogate Recoveries	Run# 1	Run# 2	Limits
877-09-8	Tetrachloro-m-xylene	90%		44-126%
2051-24-3	Decachlorobiphenyl	96%		41-145%

(a) Analysis performed at SGS Accutest, Orlando FL.

ND = Not detected MDL = Method Detection Limit
 RL = Reporting Limit
 E = Indicates value exceeds calibration range

J = Indicates an estimated value
 B = Indicates analyte found in associated method blank
 N = Indicates presumptive evidence of a compound

Report of Analysis

Client Sample ID: E1-2	Date Sampled: 09/06/16
Lab Sample ID: C47015-2	Date Received: 09/08/16
Matrix: SO - Soil	Percent Solids: n/a
Method: SW846 8015C SW846 3550C	
Project: Vallico Mall, Wolfe Rd, Cupertino CA	

	File ID	DF	Analyzed	By	Prep Date	Prep Batch	Analytical Batch
Run #1 ^a	JR002584.D	1	09/12/16	AFL	09/09/16	F:OP61813	F:GJR96
Run #2							

	Initial Weight	Final Volume
Run #1	20.5 g	1.0 ml
Run #2		

TPH Extractable

CAS No.	Compound	Result	RL	MDL	Units	Q
	TPH (C10-C28)	ND	4.9	2.4	mg/kg	
	TPH (> C28-C40)	ND	4.9	2.4	mg/kg	

CAS No.	Surrogate Recoveries	Run# 1	Run# 2	Limits
84-15-1	o-Terphenyl	84%		56-122%

(a) Analysis performed at SGS Accutest, Orlando FL.

ND = Not detected	MDL = Method Detection Limit	J = Indicates an estimated value
RL = Reporting Limit		B = Indicates analyte found in associated method blank
E = Indicates value exceeds calibration range		N = Indicates presumptive evidence of a compound

Report of Analysis

Client Sample ID: E1-2	Date Sampled: 09/06/16
Lab Sample ID: C47015-2	Date Received: 09/08/16
Matrix: SO - Soil	Percent Solids: n/a
Project: Vallico Mall, Wolfe Rd, Cupertino CA	

Metals Analysis

Analyte	Result	RL	Units	DF	Prep	Analyzed By	Method	Prep Method
Antimony ^a	< 4.7	4.7	mg/kg	5	09/09/16	09/12/16	AFL SW846 6010C ²	SW846 3050B ³
Arsenic ^a	3.5	2.4	mg/kg	5	09/09/16	09/12/16	AFL SW846 6010C ²	SW846 3050B ³
Barium ^a	174	47	mg/kg	5	09/09/16	09/12/16	AFL SW846 6010C ²	SW846 3050B ³
Beryllium ^a	< 1.2	1.2	mg/kg	5	09/09/16	09/12/16	AFL SW846 6010C ²	SW846 3050B ³
Cadmium ^a	< 0.94	0.94	mg/kg	5	09/09/16	09/12/16	AFL SW846 6010C ²	SW846 3050B ³
Chromium ^a	84.9	2.4	mg/kg	5	09/09/16	09/12/16	AFL SW846 6010C ²	SW846 3050B ³
Cobalt ^a	19.7	12	mg/kg	5	09/09/16	09/12/16	AFL SW846 6010C ²	SW846 3050B ³
Copper ^a	38.1	5.9	mg/kg	5	09/09/16	09/12/16	AFL SW846 6010C ²	SW846 3050B ³
Lead ^a	9.1	4.7	mg/kg	5	09/09/16	09/12/16	AFL SW846 6010C ²	SW846 3050B ³
Mercury ^b	0.045	0.037	mg/kg	1	09/12/16	09/12/16	AFL SW846 7471B ¹	SW846 7471B ⁴
Molybdenum ^a	< 12	12	mg/kg	5	09/09/16	09/12/16	AFL SW846 6010C ²	SW846 3050B ³
Nickel ^a	105	9.4	mg/kg	5	09/09/16	09/12/16	AFL SW846 6010C ²	SW846 3050B ³
Selenium ^a	< 4.7	4.7	mg/kg	5	09/09/16	09/12/16	AFL SW846 6010C ²	SW846 3050B ³
Silver ^a	< 2.4	2.4	mg/kg	5	09/09/16	09/12/16	AFL SW846 6010C ²	SW846 3050B ³
Thallium ^a	< 2.4	2.4	mg/kg	5	09/09/16	09/12/16	AFL SW846 6010C ²	SW846 3050B ³
Vanadium ^a	64.1	12	mg/kg	5	09/09/16	09/12/16	AFL SW846 6010C ²	SW846 3050B ³
Zinc ^a	58.3	4.7	mg/kg	5	09/09/16	09/12/16	AFL SW846 6010C ²	SW846 3050B ³

(1) Instrument QC Batch: F:MA13398

(2) Instrument QC Batch: F:MA13399

(3) Prep QC Batch: F:MP30813

(4) Prep QC Batch: F:MP30816

(a) Sample dilution required due to difficult matrix. Analysis performed at SGS Accutest, Orlando FL.

(b) Analysis performed at SGS Accutest, Orlando FL.

RL = Reporting Limit

Report of Analysis

Client Sample ID:	E1-3	Date Sampled:	09/06/16
Lab Sample ID:	C47015-3	Date Received:	09/08/16
Matrix:	SO - Soil	Percent Solids:	n/a
Method:	SW846 8260B		
Project:	Vallico Mall, Wolfe Rd, Cupertino CA		

	File ID	DF	Analyzed	By	Prep Date	Prep Batch	Analytical Batch
Run #1 ^a	F0079455.D	1	09/09/16	AFL	n/a	n/a	F:VF2730
Run #2							

	Initial Weight	Final Volume
Run #1	5.70 g	5.0 ml
Run #2		

VOA 8260 List

CAS No.	Compound	Result	RL	MDL	Units	Q
67-64-1	Acetone	ND	44	8.9	ug/kg	
71-43-2	Benzene	ND	4.4	1.1	ug/kg	
108-86-1	Bromobenzene	ND	4.4	1.1	ug/kg	
74-97-5	Bromochloromethane	ND	4.4	0.97	ug/kg	
75-27-4	Bromodichloromethane	ND	4.4	0.88	ug/kg	
75-25-2	Bromoform	ND	4.4	0.88	ug/kg	
78-93-3	2-Butanone (MEK)	ND	22	8.0	ug/kg	
104-51-8	n-Butylbenzene	ND	4.4	0.88	ug/kg	
135-98-8	sec-Butylbenzene	ND	4.4	0.88	ug/kg	
98-06-6	tert-Butylbenzene	ND	4.4	0.88	ug/kg	
56-23-5	Carbon Tetrachloride	ND	4.4	1.6	ug/kg	
108-90-7	Chlorobenzene	ND	4.4	0.88	ug/kg	
75-00-3	Chloroethane	ND	4.4	1.8	ug/kg	
67-66-3	Chloroform	ND	4.4	1.1	ug/kg	
95-49-8	o-Chlorotoluene	ND	4.4	0.88	ug/kg	
106-43-4	p-Chlorotoluene	ND	4.4	0.88	ug/kg	
124-48-1	Dibromochloromethane	ND	4.4	0.88	ug/kg	
96-12-8	1,2-Dibromo-3-chloropropane	ND	4.4	1.9	ug/kg	
106-93-4	1,2-Dibromoethane	ND	4.4	0.88	ug/kg	
75-71-8	Dichlorodifluoromethane	ND	4.4	2.2	ug/kg	
95-50-1	1,2-Dichlorobenzene	ND	4.4	0.88	ug/kg	
541-73-1	1,3-Dichlorobenzene	ND	4.4	0.88	ug/kg	
106-46-7	1,4-Dichlorobenzene	ND	4.4	0.89	ug/kg	
75-34-3	1,1-Dichloroethane	ND	4.4	1.5	ug/kg	
107-06-2	1,2-Dichloroethane	ND	4.4	0.88	ug/kg	
75-35-4	1,1-Dichloroethylene	ND	4.4	0.88	ug/kg	
156-59-2	cis-1,2-Dichloroethylene	ND	4.4	1.1	ug/kg	
156-60-5	trans-1,2-Dichloroethylene	ND	4.4	1.3	ug/kg	
78-87-5	1,2-Dichloropropane	ND	4.4	1.4	ug/kg	
142-28-9	1,3-Dichloropropane	ND	4.4	0.88	ug/kg	
594-20-7	2,2-Dichloropropane	ND	4.4	0.88	ug/kg	
563-58-6	1,1-Dichloropropene	ND	4.4	1.1	ug/kg	

ND = Not detected MDL = Method Detection Limit

RL = Reporting Limit

E = Indicates value exceeds calibration range

J = Indicates an estimated value

B = Indicates analyte found in associated method blank

N = Indicates presumptive evidence of a compound

Report of Analysis

Client Sample ID:	E1-3	Date Sampled:	09/06/16
Lab Sample ID:	C47015-3	Date Received:	09/08/16
Matrix:	SO - Soil	Percent Solids:	n/a
Method:	SW846 8260B		
Project:	Vallico Mall, Wolfe Rd, Cupertino CA		

VOA 8260 List

CAS No.	Compound	Result	RL	MDL	Units	Q
10061-01-5	cis-1,3-Dichloropropene	ND	4.4	1.7	ug/kg	
10061-02-6	trans-1,3-Dichloropropene	ND	4.4	0.88	ug/kg	
108-20-3	Di-Isopropyl Ether	ND	4.4	1.0	ug/kg	
100-41-4	Ethylbenzene	ND	4.4	0.96	ug/kg	
637-92-3	Ethyl Tert Butyl Ether	ND	4.4	1.1	ug/kg	
87-68-3	Hexachlorobutadiene	ND	4.4	1.9	ug/kg	
591-78-6	2-Hexanone	ND	22	7.7	ug/kg	
98-82-8	Isopropylbenzene	ND	4.4	1.2	ug/kg	
99-87-6	p-Isopropyltoluene	ND	4.4	0.88	ug/kg	
74-83-9	Methyl Bromide	ND	4.4	2.3	ug/kg	
74-87-3	Methyl Chloride	ND	4.4	2.1	ug/kg	
74-95-3	Methylene Bromide	ND	4.4	1.6	ug/kg	
75-09-2	Methylene Chloride	ND	8.8	3.5	ug/kg	
108-10-1	4-Methyl-2-pentanone (MIBK)	ND	22	9.4	ug/kg	
1634-04-4	Methyl Tert Butyl Ether	ND	4.4	0.97	ug/kg	
91-20-3	Naphthalene	ND	4.4	1.8	ug/kg	
103-65-1	n-Propylbenzene	ND	4.4	1.1	ug/kg	
100-42-5	Styrene	ND	4.4	0.88	ug/kg	
994-05-8	Tert-Amyl Methyl Ether	ND	4.4	1.2	ug/kg	
75-65-0	Tert-Butyl Alcohol	ND	44	12	ug/kg	
630-20-6	1,1,1,2-Tetrachloroethane	ND	4.4	0.98	ug/kg	
79-34-5	1,1,2,2-Tetrachloroethane	ND	4.4	1.9	ug/kg	
127-18-4	Tetrachloroethylene	ND	4.4	1.1	ug/kg	
108-88-3	Toluene	ND	4.4	0.99	ug/kg	
87-61-6	1,2,3-Trichlorobenzene	ND	4.4	1.7	ug/kg	
120-82-1	1,2,4-Trichlorobenzene	ND	4.4	1.3	ug/kg	
71-55-6	1,1,1-Trichloroethane	ND	4.4	0.88	ug/kg	
79-00-5	1,1,2-Trichloroethane	ND	4.4	1.6	ug/kg	
79-01-6	Trichloroethylene	ND	4.4	1.0	ug/kg	
75-69-4	Trichlorofluoromethane	ND	4.4	1.6	ug/kg	
96-18-4	1,2,3-Trichloropropane	ND	4.4	1.4	ug/kg	
95-63-6	1,2,4-Trimethylbenzene	ND	4.4	0.88	ug/kg	
108-67-8	1,3,5-Trimethylbenzene	ND	4.4	0.88	ug/kg	
75-01-4	Vinyl Chloride	ND	4.4	1.5	ug/kg	
1330-20-7	Xylene (total)	ND	13	2.5	ug/kg	

CAS No.	Surrogate Recoveries	Run# 1	Run# 2	Limits
1868-53-7	Dibromofluoromethane	113%		75-124%
17060-07-0	1,2-Dichloroethane-D4	123%		72-135%

ND = Not detected MDL = Method Detection Limit
 RL = Reporting Limit
 E = Indicates value exceeds calibration range

J = Indicates an estimated value
 B = Indicates analyte found in associated method blank
 N = Indicates presumptive evidence of a compound

Report of Analysis

Client Sample ID: E1-3	Date Sampled: 09/06/16
Lab Sample ID: C47015-3	Date Received: 09/08/16
Matrix: SO - Soil	Percent Solids: n/a
Method: SW846 8260B	
Project: Vallico Mall, Wolfe Rd, Cupertino CA	

VOA 8260 List

CAS No.	Surrogate Recoveries	Run# 1	Run# 2	Limits
2037-26-5	Toluene-D8	91%		75-126%
460-00-4	4-Bromofluorobenzene	98%		71-133%

(a) Sample was received in a bulk container but was not preserved within 48 hours of sampling. Reported results are considered minimum values. Analysis performed at SGS Accutest, Orlando FL.

ND = Not detected	MDL = Method Detection Limit	J = Indicates an estimated value
RL = Reporting Limit		B = Indicates analyte found in associated method blank
E = Indicates value exceeds calibration range		N = Indicates presumptive evidence of a compound

Report of Analysis

Client Sample ID:	E1-3	Date Sampled:	09/06/16
Lab Sample ID:	C47015-3	Date Received:	09/08/16
Matrix:	SO - Soil	Percent Solids:	n/a
Method:	SW846 8270D SW846 3550C		
Project:	Vallico Mall, Wolfe Rd, Cupertino CA		

	File ID	DF	Analyzed	By	Prep Date	Prep Batch	Analytical Batch
Run #1 ^a	X048972.D	1	09/12/16	AFL	09/09/16	F:OP61812	F:SX2120
Run #2							

	Initial Weight	Final Volume
Run #1	30.2 g	1.0 ml
Run #2		

ABN Full List w/o PAHs

CAS No.	Compound	Result	RL	MDL	Units	Q
65-85-0	Benzoic Acid	ND	830	170	ug/kg	
59-50-7	4-Chloro-3-methyl Phenol	ND	170	25	ug/kg	
95-57-8	2-Chlorophenol	ND	170	21	ug/kg	
120-83-2	2,4-Dichlorophenol	ND	170	23	ug/kg	
105-67-9	2,4-Dimethylphenol	ND	170	20	ug/kg	
51-28-5	2,4-Dinitrophenol	ND	830	170	ug/kg	
534-52-1	4,6-Dinitro-o-cresol	ND	330	66	ug/kg	
95-48-7	2-Methylphenol	ND	170	18	ug/kg	
	3&4-Methylphenol	ND	170	39	ug/kg	
88-75-5	2-Nitrophenol	ND	170	20	ug/kg	
100-02-7	4-Nitrophenol	ND	830	130	ug/kg	
87-86-5	Pentachlorophenol	ND	830	130	ug/kg	
108-95-2	Phenol	ND	170	20	ug/kg	
95-95-4	2,4,5-Trichlorophenol	ND	170	18	ug/kg	
88-06-2	2,4,6-Trichlorophenol	ND	170	20	ug/kg	
62-53-3	Aniline	ND	170	33	ug/kg	
92-87-5	Benzidine ^b	ND	1700	330	ug/kg	
100-51-6	Benzyl Alcohol	ND	170	22	ug/kg	
101-55-3	4-Bromophenyl phenyl ether	ND	170	19	ug/kg	
85-68-7	Butyl benzyl phthalate	ND	170	33	ug/kg	
86-74-8	Carbazole	ND	170	19	ug/kg	
106-47-8	4-Chloroaniline	ND	170	23	ug/kg	
111-91-1	bis(2-Chloroethoxy)methane	ND	170	25	ug/kg	
111-44-4	bis(2-Chloroethyl)ether	ND	170	30	ug/kg	
108-60-1	bis(2-Chloroisopropyl)ether	ND	170	24	ug/kg	
91-58-7	2-Chloronaphthalene	ND	170	23	ug/kg	
7005-72-3	4-Chlorophenyl phenyl ether	ND	170	21	ug/kg	
132-64-9	Dibenzofuran	ND	170	21	ug/kg	
95-50-1	1,2-Dichlorobenzene	ND	170	17	ug/kg	
541-73-1	1,3-Dichlorobenzene	ND	170	19	ug/kg	
106-46-7	1,4-Dichlorobenzene	ND	170	20	ug/kg	
91-94-1	3,3'-Dichlorobenzidine	ND	170	18	ug/kg	

ND = Not detected MDL = Method Detection Limit

RL = Reporting Limit

E = Indicates value exceeds calibration range

J = Indicates an estimated value

B = Indicates analyte found in associated method blank

N = Indicates presumptive evidence of a compound

Report of Analysis

Client Sample ID:	E1-3	Date Sampled:	09/06/16
Lab Sample ID:	C47015-3	Date Received:	09/08/16
Matrix:	SO - Soil	Percent Solids:	n/a
Method:	SW846 8270D SW846 3550C		
Project:	Vallico Mall, Wolfe Rd, Cupertino CA		

ABN Full List w/o PAHs

CAS No.	Compound	Result	RL	MDL	Units	Q
84-66-2	Diethyl Phthalate	ND	330	33	ug/kg	
131-11-3	Dimethyl Phthalate	ND	170	33	ug/kg	
117-84-0	Di-n-octyl Phthalate	ND	170	33	ug/kg	
84-74-2	Di-n-butyl Phthalate	ND	330	66	ug/kg	
121-14-2	2,4-Dinitrotoluene	ND	170	17	ug/kg	
606-20-2	2,6-Dinitrotoluene	ND	170	21	ug/kg	
122-66-7	1,2-Diphenylhydrazine	ND	170	27	ug/kg	
117-81-7	bis(2-Ethylhexyl)phthalate	ND	330	33	ug/kg	
118-74-1	Hexachlorobenzene	ND	170	20	ug/kg	
87-68-3	Hexachlorobutadiene	ND	170	19	ug/kg	
77-47-4	Hexachlorocyclopentadiene	ND	170	33	ug/kg	
67-72-1	Hexachloroethane	ND	170	19	ug/kg	
78-59-1	Isophorone	ND	170	17	ug/kg	
88-74-4	2-Nitroaniline	ND	170	28	ug/kg	
99-09-2	3-Nitroaniline	ND	170	28	ug/kg	
100-01-6	4-Nitroaniline	ND	170	28	ug/kg	
98-95-3	Nitrobenzene	ND	170	22	ug/kg	
62-75-9	N-Nitrosodimethylamine	ND	170	40	ug/kg	
621-64-7	N-Nitrosodi-n-propylamine	ND	170	17	ug/kg	
86-30-6	N-Nitrosodiphenylamine	ND	170	32	ug/kg	
110-86-1	Pyridine	ND	330	33	ug/kg	
120-82-1	1,2,4-Trichlorobenzene	ND	170	20	ug/kg	

CAS No.	Surrogate Recoveries	Run# 1	Run# 2	Limits
367-12-4	2-Fluorophenol	57%		40-102%
4165-62-2	Phenol-d5	61%		41-100%
118-79-6	2,4,6-Tribromophenol	54%		42-108%
4165-60-0	Nitrobenzene-d5	54%		40-105%
321-60-8	2-Fluorobiphenyl	55%		43-107%
1718-51-0	Terphenyl-d14	65%		45-119%

(a) Analysis performed at SGS Accutest, Orlando FL.

(b) Associated ICV outside control limits.

ND = Not detected MDL = Method Detection Limit
 RL = Reporting Limit
 E = Indicates value exceeds calibration range

J = Indicates an estimated value
 B = Indicates analyte found in associated method blank
 N = Indicates presumptive evidence of a compound

Report of Analysis

Client Sample ID: E1-3		Date Sampled: 09/06/16
Lab Sample ID: C47015-3		Date Received: 09/08/16
Matrix: SO - Soil		Percent Solids: n/a
Method: SW846 8270D BY SIM SW846 3546		
Project: Vallico Mall, Wolfe Rd, Cupertino CA		

	File ID	DF	Analyzed	By	Prep Date	Prep Batch	Analytical Batch
Run #1 ^a	W094889.D	1	09/12/16	AFL	09/10/16	F:OP61814	F:SW4252
Run #2							

	Initial Weight	Final Volume
Run #1	15.0 g	1.0 ml
Run #2		

BN PAH List

CAS No.	Compound	Result	RL	MDL	Units	Q
83-32-9	Acenaphthene	ND	67	27	ug/kg	
208-96-8	Acenaphthylene	ND	67	27	ug/kg	
120-12-7	Anthracene	ND	67	17	ug/kg	
56-55-3	Benzo(a)anthracene	ND	13	3.3	ug/kg	
50-32-8	Benzo(a)pyrene	ND	13	3.3	ug/kg	
205-99-2	Benzo(b)fluoranthene	ND	13	3.3	ug/kg	
191-24-2	Benzo(g,h,i)perylene	ND	13	3.3	ug/kg	
207-08-9	Benzo(k)fluoranthene	ND	13	3.3	ug/kg	
218-01-9	Chrysene	ND	13	3.3	ug/kg	
53-70-3	Dibenzo(a,h)anthracene	ND	13	3.3	ug/kg	
206-44-0	Fluoranthene	ND	67	17	ug/kg	
86-73-7	Fluorene	ND	67	27	ug/kg	
193-39-5	Indeno(1,2,3-cd)pyrene	ND	13	3.3	ug/kg	
90-12-0	1-Methylnaphthalene	ND	67	27	ug/kg	
91-57-6	2-Methylnaphthalene	ND	67	27	ug/kg	
91-20-3	Naphthalene	ND	67	27	ug/kg	
85-01-8	Phenanthrene	ND	67	17	ug/kg	
129-00-0	Pyrene	ND	67	17	ug/kg	

CAS No.	Surrogate Recoveries	Run# 1	Run# 2	Limits
4165-60-0	Nitrobenzene-d5	84%		40-105%
321-60-8	2-Fluorobiphenyl	87%		43-107%
1718-51-0	Terphenyl-d14	89%		45-119%

(a) Analysis performed at SGS Accutest, Orlando FL.

ND = Not detected MDL = Method Detection Limit
 RL = Reporting Limit
 E = Indicates value exceeds calibration range

J = Indicates an estimated value
 B = Indicates analyte found in associated method blank
 N = Indicates presumptive evidence of a compound

Report of Analysis

Client Sample ID: E1-3	Date Sampled: 09/06/16
Lab Sample ID: C47015-3	Date Received: 09/08/16
Matrix: SO - Soil	Percent Solids: n/a
Method: SW846 8015C	
Project: Vallico Mall, Wolfe Rd, Cupertino CA	

	File ID	DF	Analyzed	By	Prep Date	Prep Batch	Analytical Batch
Run #1 ^a	UV075743.D	1	09/10/16	AFL	n/a	n/a	F:GUV4033
Run #2							

	Initial Weight	Final Volume	Methanol Aliquot
Run #1	5.26 g	5.0 ml	100 ul
Run #2			

CAS No.	Compound	Result	RL	MDL	Units	Q
	TPH-GRO (C6-C10)	ND	4.8	2.4	mg/kg	

CAS No.	Surrogate Recoveries	Run# 1	Run# 2	Limits
460-00-4	4-Bromofluorobenzene	108%		56-149%
98-08-8	aaa-Trifluorotoluene	100%		66-132%

(a) Sample was received in a bulk container but was not preserved within 48 hours of sampling. Reported results are considered minimum values. Analysis performed at SGS Accutest, Orlando FL.

ND = Not detected MDL = Method Detection Limit

RL = Reporting Limit

E = Indicates value exceeds calibration range

J = Indicates an estimated value

B = Indicates analyte found in associated method blank

N = Indicates presumptive evidence of a compound

Report of Analysis

Client Sample ID: E1-3		Date Sampled: 09/06/16
Lab Sample ID: C47015-3		Date Received: 09/08/16
Matrix: SO - Soil		Percent Solids: n/a
Method: SW846 8081B SW846 3546		
Project: Vallico Mall, Wolfe Rd, Cupertino CA		

	File ID	DF	Analyzed	By	Prep Date	Prep Batch	Analytical Batch
Run #1 ^a	TT379282.D	1	09/12/16	AFL	09/10/16	F:OP61815	F:GTT1859
Run #2							

	Initial Weight	Final Volume
Run #1	14.8 g	5.0 ml
Run #2		

Pesticide PPL List

CAS No.	Compound	Result	RL	MDL	Units	Q
309-00-2	Aldrin	ND	1.7	0.51	ug/kg	
319-84-6	alpha-BHC	ND	1.7	0.52	ug/kg	
319-85-7	beta-BHC	ND	1.7	0.52	ug/kg	
319-86-8	delta-BHC	ND	1.7	0.49	ug/kg	
58-89-9	gamma-BHC (Lindane)	ND	1.7	0.52	ug/kg	
12789-03-6	Chlordane	ND	17	6.8	ug/kg	
60-57-1	Dieldrin	ND	1.7	0.64	ug/kg	
72-54-8	4,4' -DDD	ND	3.4	0.58	ug/kg	
72-55-9	4,4' -DDE	ND	3.4	0.54	ug/kg	
50-29-3	4,4' -DDT	ND	3.4	0.66	ug/kg	
72-20-8	Endrin	ND	3.4	0.63	ug/kg	
1031-07-8	Endosulfan sulfate	ND	3.4	0.63	ug/kg	
7421-93-4	Endrin aldehyde	ND	3.4	0.63	ug/kg	
959-98-8	Endosulfan-I	ND	1.7	0.49	ug/kg	
33213-65-9	Endosulfan-II	ND	1.7	0.63	ug/kg	
76-44-8	Heptachlor	ND	1.7	0.57	ug/kg	
1024-57-3	Heptachlor epoxide	ND	1.7	0.59	ug/kg	
72-43-5	Methoxychlor	ND	3.4	0.87	ug/kg	
8001-35-2	Toxaphene	ND	84	34	ug/kg	

CAS No.	Surrogate Recoveries	Run# 1	Run# 2	Limits
877-09-8	Tetrachloro-m-xylene	126% ^b		50-122%
2051-24-3	Decachlorobiphenyl	77%		50-133%

(a) Analysis performed at SGS Accutest, Orlando FL.

(b) Outside control limits. However, Sample was ND.

ND = Not detected
 RL = Reporting Limit
 E = Indicates value exceeds calibration range

MDL = Method Detection Limit
 J = Indicates an estimated value
 B = Indicates analyte found in associated method blank
 N = Indicates presumptive evidence of a compound

Report of Analysis

Client Sample ID:	E1-3	Date Sampled:	09/06/16
Lab Sample ID:	C47015-3	Date Received:	09/08/16
Matrix:	SO - Soil	Percent Solids:	n/a
Method:	SW846 8082A SW846 3546		
Project:	Vallico Mall, Wolfe Rd, Cupertino CA		

	File ID	DF	Analyzed	By	Prep Date	Prep Batch	Analytical Batch
Run #1 ^a	ST138355.D	1	09/13/16	AFL	09/10/16	F:OP61816	F:GST3293
Run #2							

	Initial Weight	Final Volume
Run #1	14.8 g	5.0 ml
Run #2		

PCB List

CAS No.	Compound	Result	RL	MDL	Units	Q
12674-11-2	Aroclor 1016	ND	17	6.8	ug/kg	
11104-28-2	Aroclor 1221	ND	17	8.6	ug/kg	
11141-16-5	Aroclor 1232	ND	17	8.4	ug/kg	
53469-21-9	Aroclor 1242	ND	17	6.8	ug/kg	
12672-29-6	Aroclor 1248	ND	17	6.8	ug/kg	
11097-69-1	Aroclor 1254	ND	17	8.1	ug/kg	
11096-82-5	Aroclor 1260	ND	17	6.8	ug/kg	

CAS No.	Surrogate Recoveries	Run# 1	Run# 2	Limits
877-09-8	Tetrachloro-m-xylene	90%		44-126%
2051-24-3	Decachlorobiphenyl	87%		41-145%

(a) Analysis performed at SGS Accutest, Orlando FL.

ND = Not detected MDL = Method Detection Limit
 RL = Reporting Limit
 E = Indicates value exceeds calibration range

J = Indicates an estimated value
 B = Indicates analyte found in associated method blank
 N = Indicates presumptive evidence of a compound

Report of Analysis

Client Sample ID: E1-3		Date Sampled: 09/06/16
Lab Sample ID: C47015-3		Date Received: 09/08/16
Matrix: SO - Soil		Percent Solids: n/a
Method: SW846 8015C SW846 3550C		
Project: Vallico Mall, Wolfe Rd, Cupertino CA		

	File ID	DF	Analyzed	By	Prep Date	Prep Batch	Analytical Batch
Run #1 ^a	JR002585.D	1	09/12/16	AFL	09/09/16	F:OP61813	F:GJR96
Run #2							

	Initial Weight	Final Volume
Run #1	20.1 g	1.0 ml
Run #2		

TPH Extractable

CAS No.	Compound	Result	RL	MDL	Units	Q
	TPH (C10-C28)	ND	5.0	2.5	mg/kg	
	TPH (> C28-C40)	ND	5.0	2.5	mg/kg	

CAS No.	Surrogate Recoveries	Run# 1	Run# 2	Limits
84-15-1	o-Terphenyl	73%		56-122%

(a) Analysis performed at SGS Accutest, Orlando FL.

ND = Not detected MDL = Method Detection Limit
 RL = Reporting Limit
 E = Indicates value exceeds calibration range

J = Indicates an estimated value
 B = Indicates analyte found in associated method blank
 N = Indicates presumptive evidence of a compound

Report of Analysis

Client Sample ID: E1-3	Date Sampled: 09/06/16
Lab Sample ID: C47015-3	Date Received: 09/08/16
Matrix: SO - Soil	Percent Solids: n/a
Project: Vallico Mall, Wolfe Rd, Cupertino CA	

Metals Analysis

Analyte	Result	RL	Units	DF	Prep	Analyzed By	Method	Prep Method
Antimony ^a	< 4.8	4.8	mg/kg	5	09/09/16	09/12/16	AFL SW846 6010C ²	SW846 3050B ³
Arsenic ^a	< 2.4	2.4	mg/kg	5	09/09/16	09/12/16	AFL SW846 6010C ²	SW846 3050B ³
Barium ^a	76.4	48	mg/kg	5	09/09/16	09/12/16	AFL SW846 6010C ²	SW846 3050B ³
Beryllium ^a	< 1.2	1.2	mg/kg	5	09/09/16	09/12/16	AFL SW846 6010C ²	SW846 3050B ³
Cadmium ^a	< 0.96	0.96	mg/kg	5	09/09/16	09/12/16	AFL SW846 6010C ²	SW846 3050B ³
Chromium ^a	54.7	2.4	mg/kg	5	09/09/16	09/12/16	AFL SW846 6010C ²	SW846 3050B ³
Cobalt ^a	< 12	12	mg/kg	5	09/09/16	09/12/16	AFL SW846 6010C ²	SW846 3050B ³
Copper ^a	23.3	6.0	mg/kg	5	09/09/16	09/12/16	AFL SW846 6010C ²	SW846 3050B ³
Lead ^a	< 4.8	4.8	mg/kg	5	09/09/16	09/12/16	AFL SW846 6010C ²	SW846 3050B ³
Mercury ^b	0.063	0.040	mg/kg	1	09/12/16	09/12/16	AFL SW846 7471B ¹	SW846 7471B ⁴
Molybdenum ^a	< 12	12	mg/kg	5	09/09/16	09/12/16	AFL SW846 6010C ²	SW846 3050B ³
Nickel ^a	48.7	9.6	mg/kg	5	09/09/16	09/12/16	AFL SW846 6010C ²	SW846 3050B ³
Selenium ^a	< 4.8	4.8	mg/kg	5	09/09/16	09/12/16	AFL SW846 6010C ²	SW846 3050B ³
Silver ^a	< 2.4	2.4	mg/kg	5	09/09/16	09/12/16	AFL SW846 6010C ²	SW846 3050B ³
Thallium ^a	< 2.4	2.4	mg/kg	5	09/09/16	09/12/16	AFL SW846 6010C ²	SW846 3050B ³
Vanadium ^a	59.5	12	mg/kg	5	09/09/16	09/12/16	AFL SW846 6010C ²	SW846 3050B ³
Zinc ^a	35.2	4.8	mg/kg	5	09/09/16	09/12/16	AFL SW846 6010C ²	SW846 3050B ³

(1) Instrument QC Batch: F:MA13398

(2) Instrument QC Batch: F:MA13399

(3) Prep QC Batch: F:MP30813

(4) Prep QC Batch: F:MP30816

(a) Sample dilution required due to difficult matrix. Analysis performed at SGS Accutest, Orlando FL.

(b) Analysis performed at SGS Accutest, Orlando FL.

RL = Reporting Limit

Report of Analysis

Client Sample ID:	E1-4	Date Sampled:	09/06/16
Lab Sample ID:	C47015-4	Date Received:	09/08/16
Matrix:	SO - Soil	Percent Solids:	n/a
Method:	SW846 8260B		
Project:	Vallico Mall, Wolfe Rd, Cupertino CA		

	File ID	DF	Analyzed	By	Prep Date	Prep Batch	Analytical Batch
Run #1 ^a	F0079456.D	1	09/09/16	AFL	n/a	n/a	F:VF2730
Run #2							

	Initial Weight	Final Volume
Run #1	4.75 g	5.0 ml
Run #2		

VOA 8260 List

CAS No.	Compound	Result	RL	MDL	Units	Q
67-64-1	Acetone	ND	53	11	ug/kg	
71-43-2	Benzene	ND	5.3	1.3	ug/kg	
108-86-1	Bromobenzene	ND	5.3	1.3	ug/kg	
74-97-5	Bromochloromethane	ND	5.3	1.2	ug/kg	
75-27-4	Bromodichloromethane	ND	5.3	1.1	ug/kg	
75-25-2	Bromoform	ND	5.3	1.1	ug/kg	
78-93-3	2-Butanone (MEK)	ND	26	9.6	ug/kg	
104-51-8	n-Butylbenzene	ND	5.3	1.1	ug/kg	
135-98-8	sec-Butylbenzene	ND	5.3	1.1	ug/kg	
98-06-6	tert-Butylbenzene	ND	5.3	1.1	ug/kg	
56-23-5	Carbon Tetrachloride	ND	5.3	1.9	ug/kg	
108-90-7	Chlorobenzene	ND	5.3	1.1	ug/kg	
75-00-3	Chloroethane	ND	5.3	2.1	ug/kg	
67-66-3	Chloroform	ND	5.3	1.3	ug/kg	
95-49-8	o-Chlorotoluene	ND	5.3	1.1	ug/kg	
106-43-4	p-Chlorotoluene	ND	5.3	1.1	ug/kg	
124-48-1	Dibromochloromethane	ND	5.3	1.1	ug/kg	
96-12-8	1,2-Dibromo-3-chloropropane	ND	5.3	2.3	ug/kg	
106-93-4	1,2-Dibromoethane	ND	5.3	1.1	ug/kg	
75-71-8	Dichlorodifluoromethane	ND	5.3	2.6	ug/kg	
95-50-1	1,2-Dichlorobenzene	ND	5.3	1.1	ug/kg	
541-73-1	1,3-Dichlorobenzene	ND	5.3	1.1	ug/kg	
106-46-7	1,4-Dichlorobenzene	ND	5.3	1.1	ug/kg	
75-34-3	1,1-Dichloroethane	ND	5.3	1.8	ug/kg	
107-06-2	1,2-Dichloroethane	ND	5.3	1.1	ug/kg	
75-35-4	1,1-Dichloroethylene	ND	5.3	1.1	ug/kg	
156-59-2	cis-1,2-Dichloroethylene	ND	5.3	1.3	ug/kg	
156-60-5	trans-1,2-Dichloroethylene	ND	5.3	1.6	ug/kg	
78-87-5	1,2-Dichloropropane	ND	5.3	1.7	ug/kg	
142-28-9	1,3-Dichloropropane	ND	5.3	1.1	ug/kg	
594-20-7	2,2-Dichloropropane	ND	5.3	1.1	ug/kg	
563-58-6	1,1-Dichloropropene	ND	5.3	1.4	ug/kg	

ND = Not detected MDL = Method Detection Limit

RL = Reporting Limit

E = Indicates value exceeds calibration range

J = Indicates an estimated value

B = Indicates analyte found in associated method blank

N = Indicates presumptive evidence of a compound

Report of Analysis

Client Sample ID:	E1-4	Date Sampled:	09/06/16
Lab Sample ID:	C47015-4	Date Received:	09/08/16
Matrix:	SO - Soil	Percent Solids:	n/a
Method:	SW846 8260B		
Project:	Vallico Mall, Wolfe Rd, Cupertino CA		

VOA 8260 List

CAS No.	Compound	Result	RL	MDL	Units	Q
10061-01-5	cis-1,3-Dichloropropene	ND	5.3	2.0	ug/kg	
10061-02-6	trans-1,3-Dichloropropene	ND	5.3	1.1	ug/kg	
108-20-3	Di-Isopropyl Ether	ND	5.3	1.3	ug/kg	
100-41-4	Ethylbenzene	ND	5.3	1.1	ug/kg	
637-92-3	Ethyl Tert Butyl Ether	ND	5.3	1.3	ug/kg	
87-68-3	Hexachlorobutadiene	ND	5.3	2.3	ug/kg	
591-78-6	2-Hexanone	ND	26	9.2	ug/kg	
98-82-8	Isopropylbenzene	ND	5.3	1.5	ug/kg	
99-87-6	p-Isopropyltoluene	ND	5.3	1.1	ug/kg	
74-83-9	Methyl Bromide	ND	5.3	2.7	ug/kg	
74-87-3	Methyl Chloride	ND	5.3	2.5	ug/kg	
74-95-3	Methylene Bromide	ND	5.3	1.9	ug/kg	
75-09-2	Methylene Chloride	ND	11	4.2	ug/kg	
108-10-1	4-Methyl-2-pentanone (MIBK)	ND	26	11	ug/kg	
1634-04-4	Methyl Tert Butyl Ether	ND	5.3	1.2	ug/kg	
91-20-3	Naphthalene	ND	5.3	2.1	ug/kg	
103-65-1	n-Propylbenzene	ND	5.3	1.3	ug/kg	
100-42-5	Styrene	ND	5.3	1.1	ug/kg	
994-05-8	Tert-Amyl Methyl Ether	ND	5.3	1.4	ug/kg	
75-65-0	Tert-Butyl Alcohol	ND	53	14	ug/kg	
630-20-6	1,1,1,2-Tetrachloroethane	ND	5.3	1.2	ug/kg	
79-34-5	1,1,2,2-Tetrachloroethane	ND	5.3	2.3	ug/kg	
127-18-4	Tetrachloroethylene	ND	5.3	1.4	ug/kg	
108-88-3	Toluene	ND	5.3	1.2	ug/kg	
87-61-6	1,2,3-Trichlorobenzene	ND	5.3	2.1	ug/kg	
120-82-1	1,2,4-Trichlorobenzene	ND	5.3	1.6	ug/kg	
71-55-6	1,1,1-Trichloroethane	ND	5.3	1.1	ug/kg	
79-00-5	1,1,2-Trichloroethane	ND	5.3	1.9	ug/kg	
79-01-6	Trichloroethylene	ND	5.3	1.2	ug/kg	
75-69-4	Trichlorofluoromethane	ND	5.3	2.0	ug/kg	
96-18-4	1,2,3-Trichloropropane	ND	5.3	1.7	ug/kg	
95-63-6	1,2,4-Trimethylbenzene	ND	5.3	1.1	ug/kg	
108-67-8	1,3,5-Trimethylbenzene	ND	5.3	1.1	ug/kg	
75-01-4	Vinyl Chloride	ND	5.3	1.8	ug/kg	
1330-20-7	Xylene (total)	ND	16	3.0	ug/kg	

CAS No.	Surrogate Recoveries	Run# 1	Run# 2	Limits
1868-53-7	Dibromofluoromethane	111%		75-124%
17060-07-0	1,2-Dichloroethane-D4	119%		72-135%

ND = Not detected MDL = Method Detection Limit
 RL = Reporting Limit
 E = Indicates value exceeds calibration range

J = Indicates an estimated value
 B = Indicates analyte found in associated method blank
 N = Indicates presumptive evidence of a compound

Report of Analysis

Client Sample ID: E1-4	Date Sampled: 09/06/16
Lab Sample ID: C47015-4	Date Received: 09/08/16
Matrix: SO - Soil	Percent Solids: n/a
Method: SW846 8260B	
Project: Vallico Mall, Wolfe Rd, Cupertino CA	

VOA 8260 List

CAS No.	Surrogate Recoveries	Run# 1	Run# 2	Limits
2037-26-5	Toluene-D8	92%		75-126%
460-00-4	4-Bromofluorobenzene	98%		71-133%

(a) Sample was received in a bulk container but was not preserved within 48 hours of sampling. Reported results are considered minimum values. Analysis performed at SGS Accutest, Orlando FL.

ND = Not detected	MDL = Method Detection Limit	J = Indicates an estimated value
RL = Reporting Limit		B = Indicates analyte found in associated method blank
E = Indicates value exceeds calibration range		N = Indicates presumptive evidence of a compound

Report of Analysis

Client Sample ID:	E1-4	Date Sampled:	09/06/16
Lab Sample ID:	C47015-4	Date Received:	09/08/16
Matrix:	SO - Soil	Percent Solids:	n/a
Method:	SW846 8270D SW846 3550C		
Project:	Vallico Mall, Wolfe Rd, Cupertino CA		

	File ID	DF	Analyzed	By	Prep Date	Prep Batch	Analytical Batch
Run #1 ^a	X048973.D	1	09/12/16	AFL	09/09/16	F:OP61812	F:SX2120
Run #2							

	Initial Weight	Final Volume
Run #1	30.5 g	1.0 ml
Run #2		

ABN Full List w/o PAHs

CAS No.	Compound	Result	RL	MDL	Units	Q
65-85-0	Benzoic Acid	ND	820	160	ug/kg	
59-50-7	4-Chloro-3-methyl Phenol	ND	160	25	ug/kg	
95-57-8	2-Chlorophenol	ND	160	21	ug/kg	
120-83-2	2,4-Dichlorophenol	ND	160	23	ug/kg	
105-67-9	2,4-Dimethylphenol	ND	160	20	ug/kg	
51-28-5	2,4-Dinitrophenol	ND	820	160	ug/kg	
534-52-1	4,6-Dinitro-o-cresol	ND	330	66	ug/kg	
95-48-7	2-Methylphenol	ND	160	18	ug/kg	
	3&4-Methylphenol	ND	160	39	ug/kg	
88-75-5	2-Nitrophenol	ND	160	20	ug/kg	
100-02-7	4-Nitrophenol	ND	820	130	ug/kg	
87-86-5	Pentachlorophenol	ND	820	130	ug/kg	
108-95-2	Phenol	ND	160	19	ug/kg	
95-95-4	2,4,5-Trichlorophenol	ND	160	17	ug/kg	
88-06-2	2,4,6-Trichlorophenol	ND	160	20	ug/kg	
62-53-3	Aniline	ND	160	33	ug/kg	
92-87-5	Benzidine ^b	ND	1600	330	ug/kg	
100-51-6	Benzyl Alcohol	ND	160	22	ug/kg	
101-55-3	4-Bromophenyl phenyl ether	ND	160	19	ug/kg	
85-68-7	Butyl benzyl phthalate	ND	160	33	ug/kg	
86-74-8	Carbazole	ND	160	19	ug/kg	
106-47-8	4-Chloroaniline	ND	160	23	ug/kg	
111-91-1	bis(2-Chloroethoxy)methane	ND	160	25	ug/kg	
111-44-4	bis(2-Chloroethyl)ether	ND	160	29	ug/kg	
108-60-1	bis(2-Chloroisopropyl)ether	ND	160	24	ug/kg	
91-58-7	2-Chloronaphthalene	ND	160	23	ug/kg	
7005-72-3	4-Chlorophenyl phenyl ether	ND	160	21	ug/kg	
132-64-9	Dibenzofuran	ND	160	21	ug/kg	
95-50-1	1,2-Dichlorobenzene	ND	160	16	ug/kg	
541-73-1	1,3-Dichlorobenzene	ND	160	18	ug/kg	
106-46-7	1,4-Dichlorobenzene	ND	160	20	ug/kg	
91-94-1	3,3'-Dichlorobenzidine	ND	160	18	ug/kg	

ND = Not detected MDL = Method Detection Limit

RL = Reporting Limit

E = Indicates value exceeds calibration range

J = Indicates an estimated value

B = Indicates analyte found in associated method blank

N = Indicates presumptive evidence of a compound

Report of Analysis

Client Sample ID:	E1-4	Date Sampled:	09/06/16
Lab Sample ID:	C47015-4	Date Received:	09/08/16
Matrix:	SO - Soil	Percent Solids:	n/a
Method:	SW846 8270D SW846 3550C		
Project:	Vallico Mall, Wolfe Rd, Cupertino CA		

ABN Full List w/o PAHs

CAS No.	Compound	Result	RL	MDL	Units	Q
84-66-2	Diethyl Phthalate	ND	330	33	ug/kg	
131-11-3	Dimethyl Phthalate	ND	160	33	ug/kg	
117-84-0	Di-n-octyl Phthalate	ND	160	33	ug/kg	
84-74-2	Di-n-butyl Phthalate	ND	330	66	ug/kg	
121-14-2	2,4-Dinitrotoluene	ND	160	16	ug/kg	
606-20-2	2,6-Dinitrotoluene	ND	160	21	ug/kg	
122-66-7	1,2-Diphenylhydrazine	ND	160	27	ug/kg	
117-81-7	bis(2-Ethylhexyl)phthalate	ND	330	33	ug/kg	
118-74-1	Hexachlorobenzene	ND	160	20	ug/kg	
87-68-3	Hexachlorobutadiene	ND	160	18	ug/kg	
77-47-4	Hexachlorocyclopentadiene	ND	160	33	ug/kg	
67-72-1	Hexachloroethane	ND	160	19	ug/kg	
78-59-1	Isophorone	ND	160	17	ug/kg	
88-74-4	2-Nitroaniline	ND	160	28	ug/kg	
99-09-2	3-Nitroaniline	ND	160	28	ug/kg	
100-01-6	4-Nitroaniline	ND	160	28	ug/kg	
98-95-3	Nitrobenzene	ND	160	22	ug/kg	
62-75-9	N-Nitrosodimethylamine	ND	160	40	ug/kg	
621-64-7	N-Nitrosodi-n-propylamine	ND	160	17	ug/kg	
86-30-6	N-Nitrosodiphenylamine	ND	160	31	ug/kg	
110-86-1	Pyridine	ND	330	33	ug/kg	
120-82-1	1,2,4-Trichlorobenzene	ND	160	20	ug/kg	

CAS No.	Surrogate Recoveries	Run# 1	Run# 2	Limits
367-12-4	2-Fluorophenol	80%		40-102%
4165-62-2	Phenol-d5	89%		41-100%
118-79-6	2,4,6-Tribromophenol	73%		42-108%
4165-60-0	Nitrobenzene-d5	78%		40-105%
321-60-8	2-Fluorobiphenyl	77%		43-107%
1718-51-0	Terphenyl-d14	81%		45-119%

(a) Analysis performed at SGS Accutest, Orlando FL.

(b) Associated ICV outside control limits.

ND = Not detected MDL = Method Detection Limit
 RL = Reporting Limit
 E = Indicates value exceeds calibration range

J = Indicates an estimated value
 B = Indicates analyte found in associated method blank
 N = Indicates presumptive evidence of a compound

Report of Analysis

Client Sample ID:	E1-4	Date Sampled:	09/06/16
Lab Sample ID:	C47015-4	Date Received:	09/08/16
Matrix:	SO - Soil	Percent Solids:	n/a
Method:	SW846 8270D BY SIM SW846 3546		
Project:	Vallico Mall, Wolfe Rd, Cupertino CA		

	File ID	DF	Analyzed	By	Prep Date	Prep Batch	Analytical Batch
Run #1 ^a	W094892.D	1	09/12/16	AFL	09/10/16	F:OP61814	F:SW4252
Run #2							

	Initial Weight	Final Volume
Run #1	14.9 g	1.0 ml
Run #2		

BN PAH List

CAS No.	Compound	Result	RL	MDL	Units	Q
83-32-9	Acenaphthene	ND	67	27	ug/kg	
208-96-8	Acenaphthylene	ND	67	27	ug/kg	
120-12-7	Anthracene	ND	67	17	ug/kg	
56-55-3	Benzo(a)anthracene	ND	13	3.4	ug/kg	
50-32-8	Benzo(a)pyrene	ND	13	3.4	ug/kg	
205-99-2	Benzo(b)fluoranthene	ND	13	3.4	ug/kg	
191-24-2	Benzo(g,h,i)perylene	ND	13	3.4	ug/kg	
207-08-9	Benzo(k)fluoranthene	ND	13	3.4	ug/kg	
218-01-9	Chrysene	ND	13	3.4	ug/kg	
53-70-3	Dibenzo(a,h)anthracene	ND	13	3.4	ug/kg	
206-44-0	Fluoranthene	ND	67	17	ug/kg	
86-73-7	Fluorene	ND	67	27	ug/kg	
193-39-5	Indeno(1,2,3-cd)pyrene	ND	13	3.4	ug/kg	
90-12-0	1-Methylnaphthalene	ND	67	27	ug/kg	
91-57-6	2-Methylnaphthalene	ND	67	27	ug/kg	
91-20-3	Naphthalene	ND	67	27	ug/kg	
85-01-8	Phenanthrene	ND	67	17	ug/kg	
129-00-0	Pyrene	ND	67	17	ug/kg	

CAS No.	Surrogate Recoveries	Run# 1	Run# 2	Limits
4165-60-0	Nitrobenzene-d5	79%		40-105%
321-60-8	2-Fluorobiphenyl	82%		43-107%
1718-51-0	Terphenyl-d14	87%		45-119%

(a) Analysis performed at SGS Accutest, Orlando FL.

ND = Not detected MDL = Method Detection Limit
 RL = Reporting Limit
 E = Indicates value exceeds calibration range

J = Indicates an estimated value
 B = Indicates analyte found in associated method blank
 N = Indicates presumptive evidence of a compound

Report of Analysis

Client Sample ID: E1-4	Date Sampled: 09/06/16
Lab Sample ID: C47015-4	Date Received: 09/08/16
Matrix: SO - Soil	Percent Solids: n/a
Method: SW846 8015C	
Project: Vallico Mall, Wolfe Rd, Cupertino CA	

	File ID	DF	Analyzed	By	Prep Date	Prep Batch	Analytical Batch
Run #1 ^a	UV075744.D	1	09/10/16	AFL	n/a	n/a	F:GUV4033
Run #2							

	Initial Weight	Final Volume	Methanol Aliquot
Run #1	5.70 g	5.0 ml	100 ul
Run #2			

CAS No.	Compound	Result	RL	MDL	Units	Q
	TPH-GRO (C6-C10)	ND	4.4	2.2	mg/kg	

CAS No.	Surrogate Recoveries	Run# 1	Run# 2	Limits
460-00-4	4-Bromofluorobenzene	108%		56-149%
98-08-8	aaa-Trifluorotoluene	100%		66-132%

(a) Sample was received in a bulk container but was not preserved within 48 hours of sampling. Reported results are considered minimum values. Analysis performed at SGS Accutest, Orlando FL.

ND = Not detected	MDL = Method Detection Limit	J = Indicates an estimated value
RL = Reporting Limit		B = Indicates analyte found in associated method blank
E = Indicates value exceeds calibration range		N = Indicates presumptive evidence of a compound

Report of Analysis

Client Sample ID:	E1-4	Date Sampled:	09/06/16
Lab Sample ID:	C47015-4	Date Received:	09/08/16
Matrix:	SO - Soil	Percent Solids:	n/a
Method:	SW846 8081B SW846 3546		
Project:	Vallico Mall, Wolfe Rd, Cupertino CA		

	File ID	DF	Analyzed	By	Prep Date	Prep Batch	Analytical Batch
Run #1 ^a	TT379327.D	1	09/13/16	AFL	09/10/16	F:OP61815	F:GTT1860
Run #2 ^a	TT379321.D	10	09/13/16	AFL	09/10/16	F:OP61815	F:GTT1860

	Initial Weight	Final Volume
Run #1	15.2 g	5.0 ml
Run #2	15.2 g	5.0 ml

Pesticide PPL List

CAS No.	Compound	Result	RL	MDL	Units	Q
309-00-2	Aldrin	ND	1.6	0.50	ug/kg	
319-84-6	alpha-BHC	ND	1.6	0.51	ug/kg	
319-85-7	beta-BHC	ND	1.6	0.50	ug/kg	
319-86-8	delta-BHC	ND	1.6	0.48	ug/kg	
58-89-9	gamma-BHC (Lindane)	ND	1.6	0.50	ug/kg	
12789-03-6	Chlordane	ND	16	6.6	ug/kg	
60-57-1	Dieldrin	ND	1.6	0.62	ug/kg	
72-54-8	4,4'-DDD	ND	3.3	0.57	ug/kg	
72-55-9	4,4'-DDE	ND	3.3	0.53	ug/kg	
50-29-3	4,4'-DDT	ND	3.3	0.64	ug/kg	
72-20-8	Endrin	ND	3.3	0.61	ug/kg	
1031-07-8	Endosulfan sulfate	ND	3.3	0.62	ug/kg	
7421-93-4	Endrin aldehyde	ND	3.3	0.61	ug/kg	
959-98-8	Endosulfan-I	ND	1.6	0.48	ug/kg	
33213-65-9	Endosulfan-II	ND	1.6	0.61	ug/kg	
76-44-8	Heptachlor	ND	1.6	0.56	ug/kg	
1024-57-3	Heptachlor epoxide	ND	1.6	0.58	ug/kg	
72-43-5	Methoxychlor	ND ^b	33	8.5	ug/kg	
8001-35-2	Toxaphene	ND	82	33	ug/kg	

CAS No.	Surrogate Recoveries	Run# 1	Run# 2	Limits
877-09-8	Tetrachloro-m-xylene	113%	116%	50-122%
2051-24-3	Decachlorobiphenyl	72%	71%	50-133%

(a) Analysis performed at SGS Accutest, Orlando FL.

(b) Result is from Run# 2

ND = Not detected MDL = Method Detection Limit
 RL = Reporting Limit
 E = Indicates value exceeds calibration range

J = Indicates an estimated value
 B = Indicates analyte found in associated method blank
 N = Indicates presumptive evidence of a compound

Report of Analysis

Client Sample ID: E1-4		Date Sampled: 09/06/16
Lab Sample ID: C47015-4		Date Received: 09/08/16
Matrix: SO - Soil		Percent Solids: n/a
Method: SW846 8082A SW846 3546		
Project: Vallico Mall, Wolfe Rd, Cupertino CA		

	File ID	DF	Analyzed	By	Prep Date	Prep Batch	Analytical Batch
Run #1 ^a	ST138356.D	1	09/13/16	AFL	09/10/16	F:OP61816	F:GST3293
Run #2							

	Initial Weight	Final Volume
Run #1	15.2 g	5.0 ml
Run #2		

PCB List

CAS No.	Compound	Result	RL	MDL	Units	Q
12674-11-2	Aroclor 1016	ND	16	6.6	ug/kg	
11104-28-2	Aroclor 1221	ND	16	8.4	ug/kg	
11141-16-5	Aroclor 1232	ND	16	8.2	ug/kg	
53469-21-9	Aroclor 1242	ND	16	6.6	ug/kg	
12672-29-6	Aroclor 1248	ND	16	6.6	ug/kg	
11097-69-1	Aroclor 1254	ND	16	7.9	ug/kg	
11096-82-5	Aroclor 1260	ND	16	6.6	ug/kg	

CAS No.	Surrogate Recoveries	Run# 1	Run# 2	Limits
877-09-8	Tetrachloro-m-xylene	87%		44-126%
2051-24-3	Decachlorobiphenyl	88%		41-145%

(a) Analysis performed at SGS Accutest, Orlando FL.

ND = Not detected MDL = Method Detection Limit
 RL = Reporting Limit
 E = Indicates value exceeds calibration range

J = Indicates an estimated value
 B = Indicates analyte found in associated method blank
 N = Indicates presumptive evidence of a compound

Report of Analysis

Client Sample ID:	E1-4	Date Sampled:	09/06/16
Lab Sample ID:	C47015-4	Date Received:	09/08/16
Matrix:	SO - Soil	Percent Solids:	n/a
Method:	SW846 8015C SW846 3550C		
Project:	Vallico Mall, Wolfe Rd, Cupertino CA		

	File ID	DF	Analyzed	By	Prep Date	Prep Batch	Analytical Batch
Run #1 ^a	JR002586.D	1	09/12/16	AFL	09/09/16	F:OP61813	F:GJR96
Run #2							

	Initial Weight	Final Volume
Run #1	20.0 g	1.0 ml
Run #2		

TPH Extractable

CAS No.	Compound	Result	RL	MDL	Units	Q
	TPH (C10-C28)	ND	5.0	2.5	mg/kg	
	TPH (> C28-C40)	2.78	5.0	2.5	mg/kg	J

CAS No.	Surrogate Recoveries	Run# 1	Run# 2	Limits
84-15-1	o-Terphenyl	82%		56-122%

(a) Analysis performed at SGS Accutest, Orlando FL.

ND = Not detected MDL = Method Detection Limit
 RL = Reporting Limit
 E = Indicates value exceeds calibration range

J = Indicates an estimated value
 B = Indicates analyte found in associated method blank
 N = Indicates presumptive evidence of a compound

Report of Analysis

Client Sample ID: E1-4	Date Sampled: 09/06/16
Lab Sample ID: C47015-4	Date Received: 09/08/16
Matrix: SO - Soil	Percent Solids: n/a
Project: Vallico Mall, Wolfe Rd, Cupertino CA	

Metals Analysis

Analyte	Result	RL	Units	DF	Prep	Analyzed By	Method	Prep Method
Antimony ^a	< 3.7	3.7	mg/kg	5	09/09/16	09/12/16	AFL SW846 6010C ²	SW846 3050B ³
Arsenic ^a	3.0	1.8	mg/kg	5	09/09/16	09/12/16	AFL SW846 6010C ²	SW846 3050B ³
Barium ^a	96.7	37	mg/kg	5	09/09/16	09/12/16	AFL SW846 6010C ²	SW846 3050B ³
Beryllium ^a	< 0.92	0.92	mg/kg	5	09/09/16	09/12/16	AFL SW846 6010C ²	SW846 3050B ³
Cadmium ^a	< 0.74	0.74	mg/kg	5	09/09/16	09/12/16	AFL SW846 6010C ²	SW846 3050B ³
Chromium ^a	89.6	1.8	mg/kg	5	09/09/16	09/12/16	AFL SW846 6010C ²	SW846 3050B ³
Cobalt ^a	19.6	9.2	mg/kg	5	09/09/16	09/12/16	AFL SW846 6010C ²	SW846 3050B ³
Copper ^a	30.2	4.6	mg/kg	5	09/09/16	09/12/16	AFL SW846 6010C ²	SW846 3050B ³
Lead ^a	7.3	3.7	mg/kg	5	09/09/16	09/12/16	AFL SW846 6010C ²	SW846 3050B ³
Mercury ^b	0.043	0.038	mg/kg	1	09/12/16	09/12/16	AFL SW846 7471B ¹	SW846 7471B ⁴
Molybdenum ^a	< 9.2	9.2	mg/kg	5	09/09/16	09/12/16	AFL SW846 6010C ²	SW846 3050B ³
Nickel ^a	87.6	7.4	mg/kg	5	09/09/16	09/12/16	AFL SW846 6010C ²	SW846 3050B ³
Selenium ^a	< 3.7	3.7	mg/kg	5	09/09/16	09/12/16	AFL SW846 6010C ²	SW846 3050B ³
Silver ^a	< 1.8	1.8	mg/kg	5	09/09/16	09/12/16	AFL SW846 6010C ²	SW846 3050B ³
Thallium ^a	< 1.8	1.8	mg/kg	5	09/09/16	09/12/16	AFL SW846 6010C ²	SW846 3050B ³
Vanadium ^a	69.0	9.2	mg/kg	5	09/09/16	09/12/16	AFL SW846 6010C ²	SW846 3050B ³
Zinc ^a	48.5	3.7	mg/kg	5	09/09/16	09/12/16	AFL SW846 6010C ²	SW846 3050B ³

(1) Instrument QC Batch: F:MA13398

(2) Instrument QC Batch: F:MA13399

(3) Prep QC Batch: F:MP30813

(4) Prep QC Batch: F:MP30816

(a) Sample dilution required due to difficult matrix. Analysis performed at SGS Accutest, Orlando FL.

(b) Analysis performed at SGS Accutest, Orlando FL.

RL = Reporting Limit

Report of Analysis

Client Sample ID:	E1-8	Date Sampled:	09/06/16
Lab Sample ID:	C47015-5	Date Received:	09/08/16
Matrix:	SO - Soil	Percent Solids:	n/a
Method:	SW846 8260B		
Project:	Vallico Mall, Wolfe Rd, Cupertino CA		

	File ID	DF	Analyzed	By	Prep Date	Prep Batch	Analytical Batch
Run #1 ^a	F0079457.D	1	09/09/16	AFL	n/a	n/a	F:VF2730
Run #2							

	Initial Weight	Final Volume
Run #1	4.61 g	5.0 ml
Run #2		

VOA 8260 List

CAS No.	Compound	Result	RL	MDL	Units	Q
67-64-1	Acetone	ND	54	11	ug/kg	
71-43-2	Benzene	ND	5.4	1.4	ug/kg	
108-86-1	Bromobenzene	ND	5.4	1.3	ug/kg	
74-97-5	Bromochloromethane	ND	5.4	1.2	ug/kg	
75-27-4	Bromodichloromethane	ND	5.4	1.1	ug/kg	
75-25-2	Bromoform	ND	5.4	1.1	ug/kg	
78-93-3	2-Butanone (MEK)	ND	27	9.8	ug/kg	
104-51-8	n-Butylbenzene	ND	5.4	1.1	ug/kg	
135-98-8	sec-Butylbenzene	ND	5.4	1.1	ug/kg	
98-06-6	tert-Butylbenzene	ND	5.4	1.1	ug/kg	
56-23-5	Carbon Tetrachloride	ND	5.4	1.9	ug/kg	
108-90-7	Chlorobenzene	ND	5.4	1.1	ug/kg	
75-00-3	Chloroethane	ND	5.4	2.2	ug/kg	
67-66-3	Chloroform	ND	5.4	1.3	ug/kg	
95-49-8	o-Chlorotoluene	ND	5.4	1.1	ug/kg	
106-43-4	p-Chlorotoluene	ND	5.4	1.1	ug/kg	
124-48-1	Dibromochloromethane	ND	5.4	1.1	ug/kg	
96-12-8	1,2-Dibromo-3-chloropropane	ND	5.4	2.4	ug/kg	
106-93-4	1,2-Dibromoethane	ND	5.4	1.1	ug/kg	
75-71-8	Dichlorodifluoromethane	ND	5.4	2.7	ug/kg	
95-50-1	1,2-Dichlorobenzene	ND	5.4	1.1	ug/kg	
541-73-1	1,3-Dichlorobenzene	ND	5.4	1.1	ug/kg	
106-46-7	1,4-Dichlorobenzene	ND	5.4	1.1	ug/kg	
75-34-3	1,1-Dichloroethane	ND	5.4	1.8	ug/kg	
107-06-2	1,2-Dichloroethane	ND	5.4	1.1	ug/kg	
75-35-4	1,1-Dichloroethylene	ND	5.4	1.1	ug/kg	
156-59-2	cis-1,2-Dichloroethylene	ND	5.4	1.3	ug/kg	
156-60-5	trans-1,2-Dichloroethylene	ND	5.4	1.6	ug/kg	
78-87-5	1,2-Dichloropropane	ND	5.4	1.7	ug/kg	
142-28-9	1,3-Dichloropropane	ND	5.4	1.1	ug/kg	
594-20-7	2,2-Dichloropropane	ND	5.4	1.1	ug/kg	
563-58-6	1,1-Dichloropropene	ND	5.4	1.4	ug/kg	

ND = Not detected MDL = Method Detection Limit

RL = Reporting Limit

E = Indicates value exceeds calibration range

J = Indicates an estimated value

B = Indicates analyte found in associated method blank

N = Indicates presumptive evidence of a compound

Report of Analysis

Client Sample ID:	E1-8	Date Sampled:	09/06/16
Lab Sample ID:	C47015-5	Date Received:	09/08/16
Matrix:	SO - Soil	Percent Solids:	n/a
Method:	SW846 8260B		
Project:	Vallico Mall, Wolfe Rd, Cupertino CA		

VOA 8260 List

CAS No.	Compound	Result	RL	MDL	Units	Q
10061-01-5	cis-1,3-Dichloropropene	ND	5.4	2.1	ug/kg	
10061-02-6	trans-1,3-Dichloropropene	ND	5.4	1.1	ug/kg	
108-20-3	Di-Isopropyl Ether	ND	5.4	1.3	ug/kg	
100-41-4	Ethylbenzene	ND	5.4	1.2	ug/kg	
637-92-3	Ethyl Tert Butyl Ether	ND	5.4	1.4	ug/kg	
87-68-3	Hexachlorobutadiene	ND	5.4	2.4	ug/kg	
591-78-6	2-Hexanone	ND	27	9.5	ug/kg	
98-82-8	Isopropylbenzene	ND	5.4	1.5	ug/kg	
99-87-6	p-Isopropyltoluene	ND	5.4	1.1	ug/kg	
74-83-9	Methyl Bromide	ND	5.4	2.8	ug/kg	
74-87-3	Methyl Chloride	ND	5.4	2.6	ug/kg	
74-95-3	Methylene Bromide	ND	5.4	2.0	ug/kg	
75-09-2	Methylene Chloride	ND	11	4.3	ug/kg	
108-10-1	4-Methyl-2-pentanone (MIBK)	ND	27	12	ug/kg	
1634-04-4	Methyl Tert Butyl Ether	ND	5.4	1.2	ug/kg	
91-20-3	Naphthalene	ND	5.4	2.2	ug/kg	
103-65-1	n-Propylbenzene	ND	5.4	1.3	ug/kg	
100-42-5	Styrene	ND	5.4	1.1	ug/kg	
994-05-8	Tert-Amyl Methyl Ether	ND	5.4	1.5	ug/kg	
75-65-0	Tert-Butyl Alcohol	ND	54	15	ug/kg	
630-20-6	1,1,1,2-Tetrachloroethane	ND	5.4	1.2	ug/kg	
79-34-5	1,1,2,2-Tetrachloroethane	ND	5.4	2.4	ug/kg	
127-18-4	Tetrachloroethylene	ND	5.4	1.4	ug/kg	
108-88-3	Toluene	ND	5.4	1.2	ug/kg	
87-61-6	1,2,3-Trichlorobenzene	ND	5.4	2.1	ug/kg	
120-82-1	1,2,4-Trichlorobenzene	ND	5.4	1.6	ug/kg	
71-55-6	1,1,1-Trichloroethane	ND	5.4	1.1	ug/kg	
79-00-5	1,1,2-Trichloroethane	ND	5.4	2.0	ug/kg	
79-01-6	Trichloroethylene	ND	5.4	1.3	ug/kg	
75-69-4	Trichlorofluoromethane	ND	5.4	2.0	ug/kg	
96-18-4	1,2,3-Trichloropropane	ND	5.4	1.8	ug/kg	
95-63-6	1,2,4-Trimethylbenzene	ND	5.4	1.1	ug/kg	
108-67-8	1,3,5-Trimethylbenzene	ND	5.4	1.1	ug/kg	
75-01-4	Vinyl Chloride	ND	5.4	1.8	ug/kg	
1330-20-7	Xylene (total)	ND	16	3.1	ug/kg	

CAS No.	Surrogate Recoveries	Run# 1	Run# 2	Limits
1868-53-7	Dibromofluoromethane	116%		75-124%
17060-07-0	1,2-Dichloroethane-D4	120%		72-135%

ND = Not detected MDL = Method Detection Limit
 RL = Reporting Limit
 E = Indicates value exceeds calibration range

J = Indicates an estimated value
 B = Indicates analyte found in associated method blank
 N = Indicates presumptive evidence of a compound

Report of Analysis

Client Sample ID: E1-8	Date Sampled: 09/06/16
Lab Sample ID: C47015-5	Date Received: 09/08/16
Matrix: SO - Soil	Percent Solids: n/a
Method: SW846 8260B	
Project: Vallico Mall, Wolfe Rd, Cupertino CA	

VOA 8260 List

CAS No.	Surrogate Recoveries	Run# 1	Run# 2	Limits
2037-26-5	Toluene-D8	92%		75-126%
460-00-4	4-Bromofluorobenzene	100%		71-133%

(a) Sample was received in a bulk container but was not preserved within 48 hours of sampling. Reported results are considered minimum values. Analysis performed at SGS Accutest, Orlando FL.

ND = Not detected	MDL = Method Detection Limit	J = Indicates an estimated value
RL = Reporting Limit		B = Indicates analyte found in associated method blank
E = Indicates value exceeds calibration range		N = Indicates presumptive evidence of a compound

Report of Analysis

Client Sample ID:	E1-8	Date Sampled:	09/06/16
Lab Sample ID:	C47015-5	Date Received:	09/08/16
Matrix:	SO - Soil	Percent Solids:	n/a
Method:	SW846 8270D SW846 3550C		
Project:	Vallico Mall, Wolfe Rd, Cupertino CA		

	File ID	DF	Analyzed	By	Prep Date	Prep Batch	Analytical Batch
Run #1 ^a	X048976.D	1	09/12/16	AFL	09/09/16	F:OP61812	F:SX2120
Run #2							

	Initial Weight	Final Volume
Run #1	30.5 g	1.0 ml
Run #2		

ABN Full List w/o PAHs

CAS No.	Compound	Result	RL	MDL	Units	Q
65-85-0	Benzoic Acid	ND	820	160	ug/kg	
59-50-7	4-Chloro-3-methyl Phenol	ND	160	25	ug/kg	
95-57-8	2-Chlorophenol	ND	160	21	ug/kg	
120-83-2	2,4-Dichlorophenol	ND	160	23	ug/kg	
105-67-9	2,4-Dimethylphenol	ND	160	20	ug/kg	
51-28-5	2,4-Dinitrophenol	ND	820	160	ug/kg	
534-52-1	4,6-Dinitro-o-cresol	ND	330	66	ug/kg	
95-48-7	2-Methylphenol	ND	160	18	ug/kg	
	3&4-Methylphenol	ND	160	39	ug/kg	
88-75-5	2-Nitrophenol	ND	160	20	ug/kg	
100-02-7	4-Nitrophenol	ND	820	130	ug/kg	
87-86-5	Pentachlorophenol	ND	820	130	ug/kg	
108-95-2	Phenol	ND	160	19	ug/kg	
95-95-4	2,4,5-Trichlorophenol	ND	160	17	ug/kg	
88-06-2	2,4,6-Trichlorophenol	ND	160	20	ug/kg	
62-53-3	Aniline	ND	160	33	ug/kg	
92-87-5	Benzidine ^b	ND	1600	330	ug/kg	
100-51-6	Benzyl Alcohol	ND	160	22	ug/kg	
101-55-3	4-Bromophenyl phenyl ether	ND	160	19	ug/kg	
85-68-7	Butyl benzyl phthalate	ND	160	33	ug/kg	
86-74-8	Carbazole	ND	160	19	ug/kg	
106-47-8	4-Chloroaniline	ND	160	23	ug/kg	
111-91-1	bis(2-Chloroethoxy)methane	ND	160	25	ug/kg	
111-44-4	bis(2-Chloroethyl)ether	ND	160	29	ug/kg	
108-60-1	bis(2-Chloroisopropyl)ether	ND	160	24	ug/kg	
91-58-7	2-Chloronaphthalene	ND	160	23	ug/kg	
7005-72-3	4-Chlorophenyl phenyl ether	ND	160	21	ug/kg	
132-64-9	Dibenzofuran	ND	160	21	ug/kg	
95-50-1	1,2-Dichlorobenzene	ND	160	16	ug/kg	
541-73-1	1,3-Dichlorobenzene	ND	160	18	ug/kg	
106-46-7	1,4-Dichlorobenzene	ND	160	20	ug/kg	
91-94-1	3,3'-Dichlorobenzidine	ND	160	18	ug/kg	

ND = Not detected MDL = Method Detection Limit

RL = Reporting Limit

E = Indicates value exceeds calibration range

J = Indicates an estimated value

B = Indicates analyte found in associated method blank

N = Indicates presumptive evidence of a compound

Report of Analysis

Client Sample ID:	E1-8	Date Sampled:	09/06/16
Lab Sample ID:	C47015-5	Date Received:	09/08/16
Matrix:	SO - Soil	Percent Solids:	n/a
Method:	SW846 8270D SW846 3550C		
Project:	Vallico Mall, Wolfe Rd, Cupertino CA		

ABN Full List w/o PAHs

CAS No.	Compound	Result	RL	MDL	Units	Q
84-66-2	Diethyl Phthalate	ND	330	33	ug/kg	
131-11-3	Dimethyl Phthalate	ND	160	33	ug/kg	
117-84-0	Di-n-octyl Phthalate	ND	160	33	ug/kg	
84-74-2	Di-n-butyl Phthalate	ND	330	66	ug/kg	
121-14-2	2,4-Dinitrotoluene	ND	160	16	ug/kg	
606-20-2	2,6-Dinitrotoluene	ND	160	21	ug/kg	
122-66-7	1,2-Diphenylhydrazine	ND	160	27	ug/kg	
117-81-7	bis(2-Ethylhexyl)phthalate	ND	330	33	ug/kg	
118-74-1	Hexachlorobenzene	ND	160	20	ug/kg	
87-68-3	Hexachlorobutadiene	ND	160	18	ug/kg	
77-47-4	Hexachlorocyclopentadiene	ND	160	33	ug/kg	
67-72-1	Hexachloroethane	ND	160	19	ug/kg	
78-59-1	Isophorone	ND	160	17	ug/kg	
88-74-4	2-Nitroaniline	ND	160	28	ug/kg	
99-09-2	3-Nitroaniline	ND	160	28	ug/kg	
100-01-6	4-Nitroaniline	ND	160	28	ug/kg	
98-95-3	Nitrobenzene	ND	160	22	ug/kg	
62-75-9	N-Nitrosodimethylamine	ND	160	40	ug/kg	
621-64-7	N-Nitrosodi-n-propylamine	ND	160	17	ug/kg	
86-30-6	N-Nitrosodiphenylamine	ND	160	31	ug/kg	
110-86-1	Pyridine	ND	330	33	ug/kg	
120-82-1	1,2,4-Trichlorobenzene	ND	160	20	ug/kg	

CAS No.	Surrogate Recoveries	Run# 1	Run# 2	Limits
367-12-4	2-Fluorophenol	70%		40-102%
4165-62-2	Phenol-d5	76%		41-100%
118-79-6	2,4,6-Tribromophenol	67%		42-108%
4165-60-0	Nitrobenzene-d5	67%		40-105%
321-60-8	2-Fluorobiphenyl	64%		43-107%
1718-51-0	Terphenyl-d14	80%		45-119%

(a) Analysis performed at SGS Accutest, Orlando FL.

(b) Associated ICV outside control limits.

ND = Not detected MDL = Method Detection Limit
 RL = Reporting Limit
 E = Indicates value exceeds calibration range

J = Indicates an estimated value
 B = Indicates analyte found in associated method blank
 N = Indicates presumptive evidence of a compound

Report of Analysis

Client Sample ID:	E1-8	Date Sampled:	09/06/16
Lab Sample ID:	C47015-5	Date Received:	09/08/16
Matrix:	SO - Soil	Percent Solids:	n/a
Method:	SW846 8270D BY SIM SW846 3546		
Project:	Vallico Mall, Wolfe Rd, Cupertino CA		

	File ID	DF	Analyzed	By	Prep Date	Prep Batch	Analytical Batch
Run #1 ^a	W094893.D	1	09/12/16	AFL	09/10/16	F:OP61814	F:SW4252
Run #2							

	Initial Weight	Final Volume
Run #1	15.5 g	1.0 ml
Run #2		

BN PAH List

CAS No.	Compound	Result	RL	MDL	Units	Q
83-32-9	Acenaphthene	ND	65	26	ug/kg	
208-96-8	Acenaphthylene	ND	65	26	ug/kg	
120-12-7	Anthracene	ND	65	16	ug/kg	
56-55-3	Benzo(a)anthracene	ND	13	3.2	ug/kg	
50-32-8	Benzo(a)pyrene	ND	13	3.2	ug/kg	
205-99-2	Benzo(b)fluoranthene	ND	13	3.2	ug/kg	
191-24-2	Benzo(g,h,i)perylene	ND	13	3.2	ug/kg	
207-08-9	Benzo(k)fluoranthene	ND	13	3.2	ug/kg	
218-01-9	Chrysene	ND	13	3.2	ug/kg	
53-70-3	Dibenzo(a,h)anthracene	ND	13	3.2	ug/kg	
206-44-0	Fluoranthene	ND	65	16	ug/kg	
86-73-7	Fluorene	ND	65	26	ug/kg	
193-39-5	Indeno(1,2,3-cd)pyrene	ND	13	3.2	ug/kg	
90-12-0	1-Methylnaphthalene	ND	65	26	ug/kg	
91-57-6	2-Methylnaphthalene	ND	65	26	ug/kg	
91-20-3	Naphthalene	ND	65	26	ug/kg	
85-01-8	Phenanthrene	ND	65	16	ug/kg	
129-00-0	Pyrene	ND	65	16	ug/kg	

CAS No.	Surrogate Recoveries	Run# 1	Run# 2	Limits
4165-60-0	Nitrobenzene-d5	74%		40-105%
321-60-8	2-Fluorobiphenyl	76%		43-107%
1718-51-0	Terphenyl-d14	80%		45-119%

(a) Analysis performed at SGS Accutest, Orlando FL.

ND = Not detected MDL = Method Detection Limit
 RL = Reporting Limit
 E = Indicates value exceeds calibration range

J = Indicates an estimated value
 B = Indicates analyte found in associated method blank
 N = Indicates presumptive evidence of a compound

Report of Analysis

Client Sample ID: E1-8	Date Sampled: 09/06/16
Lab Sample ID: C47015-5	Date Received: 09/08/16
Matrix: SO - Soil	Percent Solids: n/a
Method: SW846 8015C	
Project: Vallico Mall, Wolfe Rd, Cupertino CA	

	File ID	DF	Analyzed	By	Prep Date	Prep Batch	Analytical Batch
Run #1 ^a	UV075745.D	1	09/10/16	AFL	n/a	n/a	F:GUV4033
Run #2							

	Initial Weight	Final Volume	Methanol Aliquot
Run #1	4.99 g	5.0 ml	100 ul
Run #2			

CAS No.	Compound	Result	RL	MDL	Units	Q
	TPH-GRO (C6-C10)	ND	5.0	2.5	mg/kg	

CAS No.	Surrogate Recoveries	Run# 1	Run# 2	Limits
460-00-4	4-Bromofluorobenzene	108%		56-149%
98-08-8	aaa-Trifluorotoluene	100%		66-132%

(a) Sample was received in a bulk container but was not preserved within 48 hours of sampling. Reported results are considered minimum values. Analysis performed at SGS Accutest, Orlando FL.

ND = Not detected	MDL = Method Detection Limit	J = Indicates an estimated value
RL = Reporting Limit		B = Indicates analyte found in associated method blank
E = Indicates value exceeds calibration range		N = Indicates presumptive evidence of a compound

Report of Analysis

Client Sample ID: E1-8	Date Sampled: 09/06/16
Lab Sample ID: C47015-5	Date Received: 09/08/16
Matrix: SO - Soil	Percent Solids: n/a
Method: SW846 8081B SW846 3546	
Project: Vallico Mall, Wolfe Rd, Cupertino CA	

	File ID	DF	Analyzed	By	Prep Date	Prep Batch	Analytical Batch
Run #1 ^a	TT379284.D	1	09/13/16	AFL	09/10/16	F:OP61815	F:GTT1859
Run #2							

	Initial Weight	Final Volume
Run #1	14.9 g	5.0 ml
Run #2		

Pesticide PPL List

CAS No.	Compound	Result	RL	MDL	Units	Q
309-00-2	Aldrin	ND	1.7	0.51	ug/kg	
319-84-6	alpha-BHC	ND	1.7	0.52	ug/kg	
319-85-7	beta-BHC	ND	1.7	0.51	ug/kg	
319-86-8	delta-BHC	ND	1.7	0.49	ug/kg	
58-89-9	gamma-BHC (Lindane)	ND	1.7	0.51	ug/kg	
12789-03-6	Chlordane	ND	17	6.7	ug/kg	
60-57-1	Dieldrin	ND	1.7	0.63	ug/kg	
72-54-8	4,4' -DDD	ND	3.4	0.58	ug/kg	
72-55-9	4,4' -DDE	ND	3.4	0.54	ug/kg	
50-29-3	4,4' -DDT	ND	3.4	0.66	ug/kg	
72-20-8	Endrin	ND	3.4	0.62	ug/kg	
1031-07-8	Endosulfan sulfate	ND	3.4	0.63	ug/kg	
7421-93-4	Endrin aldehyde	ND	3.4	0.62	ug/kg	
959-98-8	Endosulfan-I	ND	1.7	0.49	ug/kg	
33213-65-9	Endosulfan-II	ND	1.7	0.62	ug/kg	
76-44-8	Heptachlor	ND	1.7	0.57	ug/kg	
1024-57-3	Heptachlor epoxide	ND	1.7	0.59	ug/kg	
72-43-5	Methoxychlor	ND	3.4	0.86	ug/kg	
8001-35-2	Toxaphene	ND	84	34	ug/kg	

CAS No.	Surrogate Recoveries	Run# 1	Run# 2	Limits
877-09-8	Tetrachloro-m-xylene	110%		50-122%
2051-24-3	Decachlorobiphenyl	74%		50-133%

(a) Analysis performed at SGS Accutest, Orlando FL.

ND = Not detected
 RL = Reporting Limit
 E = Indicates value exceeds calibration range

MDL = Method Detection Limit
 J = Indicates an estimated value
 B = Indicates analyte found in associated method blank
 N = Indicates presumptive evidence of a compound

Report of Analysis

Client Sample ID: E1-8		Date Sampled: 09/06/16
Lab Sample ID: C47015-5		Date Received: 09/08/16
Matrix: SO - Soil		Percent Solids: n/a
Method: SW846 8082A SW846 3546		
Project: Vallico Mall, Wolfe Rd, Cupertino CA		

	File ID	DF	Analyzed	By	Prep Date	Prep Batch	Analytical Batch
Run #1 ^a	ST138359.D	1	09/13/16	AFL	09/10/16	F:OP61816	F:GST3293
Run #2							

	Initial Weight	Final Volume
Run #1	14.9 g	5.0 ml
Run #2		

PCB List

CAS No.	Compound	Result	RL	MDL	Units	Q
12674-11-2	Aroclor 1016	ND	17	6.7	ug/kg	
11104-28-2	Aroclor 1221	ND	17	8.6	ug/kg	
11141-16-5	Aroclor 1232	ND	17	8.4	ug/kg	
53469-21-9	Aroclor 1242	ND	17	6.7	ug/kg	
12672-29-6	Aroclor 1248	ND	17	6.7	ug/kg	
11097-69-1	Aroclor 1254	ND	17	8.0	ug/kg	
11096-82-5	Aroclor 1260	ND	17	6.7	ug/kg	

CAS No.	Surrogate Recoveries	Run# 1	Run# 2	Limits
877-09-8	Tetrachloro-m-xylene	81%		44-126%
2051-24-3	Decachlorobiphenyl	78%		41-145%

(a) Analysis performed at SGS Accutest, Orlando FL.

ND = Not detected MDL = Method Detection Limit
 RL = Reporting Limit
 E = Indicates value exceeds calibration range

J = Indicates an estimated value
 B = Indicates analyte found in associated method blank
 N = Indicates presumptive evidence of a compound

Report of Analysis

Client Sample ID: E1-8		Date Sampled: 09/06/16
Lab Sample ID: C47015-5		Date Received: 09/08/16
Matrix: SO - Soil		Percent Solids: n/a
Method: SW846 8015C SW846 3550C		
Project: Vallico Mall, Wolfe Rd, Cupertino CA		

	File ID	DF	Analyzed	By	Prep Date	Prep Batch	Analytical Batch
Run #1 ^a	JR002590.D	1	09/13/16	AFL	09/09/16	F:OP61813	F:GJR96
Run #2							

	Initial Weight	Final Volume
Run #1	19.6 g	1.0 ml
Run #2		

TPH Extractable

CAS No.	Compound	Result	RL	MDL	Units	Q
	TPH (C10-C28)	ND	5.1	2.6	mg/kg	
	TPH (> C28-C40)	ND	5.1	2.6	mg/kg	

CAS No.	Surrogate Recoveries	Run# 1	Run# 2	Limits
84-15-1	o-Terphenyl	75%		56-122%

(a) Analysis performed at SGS Accutest, Orlando FL.

ND = Not detected MDL = Method Detection Limit
 RL = Reporting Limit
 E = Indicates value exceeds calibration range

J = Indicates an estimated value
 B = Indicates analyte found in associated method blank
 N = Indicates presumptive evidence of a compound

Report of Analysis

Client Sample ID: E1-8	Date Sampled: 09/06/16
Lab Sample ID: C47015-5	Date Received: 09/08/16
Matrix: SO - Soil	Percent Solids: n/a
Project: Vallico Mall, Wolfe Rd, Cupertino CA	

Metals Analysis

Analyte	Result	RL	Units	DF	Prep	Analyzed By	Method	Prep Method
Antimony ^a	< 3.7	3.7	mg/kg	5	09/09/16	09/12/16	AFL SW846 6010C ²	SW846 3050B ³
Arsenic ^a	3.6	1.9	mg/kg	5	09/09/16	09/12/16	AFL SW846 6010C ²	SW846 3050B ³
Barium ^a	90.9	37	mg/kg	5	09/09/16	09/12/16	AFL SW846 6010C ²	SW846 3050B ³
Beryllium ^a	< 0.93	0.93	mg/kg	5	09/09/16	09/12/16	AFL SW846 6010C ²	SW846 3050B ³
Cadmium ^a	< 0.74	0.74	mg/kg	5	09/09/16	09/12/16	AFL SW846 6010C ²	SW846 3050B ³
Chromium ^a	27.8	1.9	mg/kg	5	09/09/16	09/12/16	AFL SW846 6010C ²	SW846 3050B ³
Cobalt ^a	< 9.3	9.3	mg/kg	5	09/09/16	09/12/16	AFL SW846 6010C ²	SW846 3050B ³
Copper ^a	19.3	4.6	mg/kg	5	09/09/16	09/12/16	AFL SW846 6010C ²	SW846 3050B ³
Lead ^a	7.4	3.7	mg/kg	5	09/09/16	09/12/16	AFL SW846 6010C ²	SW846 3050B ³
Mercury ^b	0.45	0.078	mg/kg	2	09/12/16	09/12/16	AFL SW846 7471B ¹	SW846 7471B ⁴
Molybdenum ^a	< 9.3	9.3	mg/kg	5	09/09/16	09/12/16	AFL SW846 6010C ²	SW846 3050B ³
Nickel ^a	36.2	7.4	mg/kg	5	09/09/16	09/12/16	AFL SW846 6010C ²	SW846 3050B ³
Selenium ^a	< 3.7	3.7	mg/kg	5	09/09/16	09/12/16	AFL SW846 6010C ²	SW846 3050B ³
Silver ^a	< 1.9	1.9	mg/kg	5	09/09/16	09/12/16	AFL SW846 6010C ²	SW846 3050B ³
Thallium ^a	< 1.9	1.9	mg/kg	5	09/09/16	09/12/16	AFL SW846 6010C ²	SW846 3050B ³
Vanadium ^a	31.2	9.3	mg/kg	5	09/09/16	09/12/16	AFL SW846 6010C ²	SW846 3050B ³
Zinc ^a	47.5	3.7	mg/kg	5	09/09/16	09/12/16	AFL SW846 6010C ²	SW846 3050B ³

(1) Instrument QC Batch: F:MA13398

(2) Instrument QC Batch: F:MA13399

(3) Prep QC Batch: F:MP30813

(4) Prep QC Batch: F:MP30816

(a) Sample dilution required due to difficult matrix. Analysis performed at SGS Accutest, Orlando FL.

(b) Analysis performed at SGS Accutest, Orlando FL.

RL = Reporting Limit

Report of Analysis

Client Sample ID: E2-1		Date Sampled: 09/06/16
Lab Sample ID: C47015-6		Date Received: 09/08/16
Matrix: SO - Soil		Percent Solids: n/a
Method: SW846 8260B		
Project: Vallico Mall, Wolfe Rd, Cupertino CA		

	File ID	DF	Analyzed	By	Prep Date	Prep Batch	Analytical Batch
Run #1 ^a	C0117981.D	1	09/09/16	AFL	n/a	n/a	F:VC4680
Run #2							

	Initial Weight	Final Volume
Run #1	5.40 g	5.0 ml
Run #2		

VOA 8260 List

CAS No.	Compound	Result	RL	MDL	Units	Q
67-64-1	Acetone	ND	46	9.4	ug/kg	
71-43-2	Benzene	ND	4.6	1.2	ug/kg	
108-86-1	Bromobenzene	ND	4.6	1.1	ug/kg	
74-97-5	Bromochloromethane	ND	4.6	1.0	ug/kg	
75-27-4	Bromodichloromethane	ND	4.6	0.93	ug/kg	
75-25-2	Bromoform	ND	4.6	0.93	ug/kg	
78-93-3	2-Butanone (MEK)	ND	23	8.4	ug/kg	
104-51-8	n-Butylbenzene	ND	4.6	0.93	ug/kg	
135-98-8	sec-Butylbenzene	ND	4.6	0.93	ug/kg	
98-06-6	tert-Butylbenzene	ND	4.6	0.93	ug/kg	
56-23-5	Carbon Tetrachloride	ND	4.6	1.6	ug/kg	
108-90-7	Chlorobenzene	ND	4.6	0.93	ug/kg	
75-00-3	Chloroethane	ND	4.6	1.9	ug/kg	
67-66-3	Chloroform	ND	4.6	1.1	ug/kg	
95-49-8	o-Chlorotoluene	ND	4.6	0.93	ug/kg	
106-43-4	p-Chlorotoluene	ND	4.6	0.93	ug/kg	
124-48-1	Dibromochloromethane	ND	4.6	0.93	ug/kg	
96-12-8	1,2-Dibromo-3-chloropropane	ND	4.6	2.1	ug/kg	
106-93-4	1,2-Dibromoethane	ND	4.6	0.93	ug/kg	
75-71-8	Dichlorodifluoromethane	ND	4.6	2.3	ug/kg	
95-50-1	1,2-Dichlorobenzene	ND	4.6	0.93	ug/kg	
541-73-1	1,3-Dichlorobenzene	ND	4.6	0.93	ug/kg	
106-46-7	1,4-Dichlorobenzene	ND	4.6	0.94	ug/kg	
75-34-3	1,1-Dichloroethane	ND	4.6	1.6	ug/kg	
107-06-2	1,2-Dichloroethane	ND	4.6	0.93	ug/kg	
75-35-4	1,1-Dichloroethylene	ND	4.6	0.93	ug/kg	
156-59-2	cis-1,2-Dichloroethylene	ND	4.6	1.1	ug/kg	
156-60-5	trans-1,2-Dichloroethylene	ND	4.6	1.4	ug/kg	
78-87-5	1,2-Dichloropropane	ND	4.6	1.5	ug/kg	
142-28-9	1,3-Dichloropropane	ND	4.6	0.93	ug/kg	
594-20-7	2,2-Dichloropropane	ND	4.6	0.93	ug/kg	
563-58-6	1,1-Dichloropropene	ND	4.6	1.2	ug/kg	

ND = Not detected MDL = Method Detection Limit

RL = Reporting Limit

E = Indicates value exceeds calibration range

J = Indicates an estimated value

B = Indicates analyte found in associated method blank

N = Indicates presumptive evidence of a compound

Report of Analysis

Client Sample ID:	E2-1	Date Sampled:	09/06/16
Lab Sample ID:	C47015-6	Date Received:	09/08/16
Matrix:	SO - Soil	Percent Solids:	n/a
Method:	SW846 8260B		
Project:	Vallico Mall, Wolfe Rd, Cupertino CA		

VOA 8260 List

CAS No.	Compound	Result	RL	MDL	Units	Q
10061-01-5	cis-1,3-Dichloropropene	ND	4.6	1.8	ug/kg	
10061-02-6	trans-1,3-Dichloropropene	ND	4.6	0.93	ug/kg	
108-20-3	Di-Isopropyl Ether	ND	4.6	1.1	ug/kg	
100-41-4	Ethylbenzene	ND	4.6	1.0	ug/kg	
637-92-3	Ethyl Tert Butyl Ether	ND	4.6	1.2	ug/kg	
87-68-3	Hexachlorobutadiene	ND	4.6	2.0	ug/kg	
591-78-6	2-Hexanone	ND	23	8.1	ug/kg	
98-82-8	Isopropylbenzene	ND	4.6	1.3	ug/kg	
99-87-6	p-Isopropyltoluene	ND	4.6	0.93	ug/kg	
74-83-9	Methyl Bromide	ND	4.6	2.4	ug/kg	
74-87-3	Methyl Chloride	ND	4.6	2.2	ug/kg	
74-95-3	Methylene Bromide	ND	4.6	1.7	ug/kg	
75-09-2	Methylene Chloride	ND	9.3	3.7	ug/kg	
108-10-1	4-Methyl-2-pentanone (MIBK)	ND	23	9.9	ug/kg	
1634-04-4	Methyl Tert Butyl Ether	ND	4.6	1.0	ug/kg	
91-20-3	Naphthalene	ND	4.6	1.9	ug/kg	
103-65-1	n-Propylbenzene	ND	4.6	1.1	ug/kg	
100-42-5	Styrene	ND	4.6	0.93	ug/kg	
994-05-8	Tert-Amyl Methyl Ether	ND	4.6	1.3	ug/kg	
75-65-0	Tert-Butyl Alcohol	ND	46	13	ug/kg	
630-20-6	1,1,1,2-Tetrachloroethane	ND	4.6	1.0	ug/kg	
79-34-5	1,1,2,2-Tetrachloroethane	ND	4.6	2.0	ug/kg	
127-18-4	Tetrachloroethylene	ND	4.6	1.2	ug/kg	
108-88-3	Toluene	ND	4.6	1.0	ug/kg	
87-61-6	1,2,3-Trichlorobenzene	ND	4.6	1.8	ug/kg	
120-82-1	1,2,4-Trichlorobenzene	ND	4.6	1.4	ug/kg	
71-55-6	1,1,1-Trichloroethane	ND	4.6	0.93	ug/kg	
79-00-5	1,1,2-Trichloroethane	ND	4.6	1.7	ug/kg	
79-01-6	Trichloroethylene	ND	4.6	1.1	ug/kg	
75-69-4	Trichlorofluoromethane	ND	4.6	1.7	ug/kg	
96-18-4	1,2,3-Trichloropropane	ND	4.6	1.5	ug/kg	
95-63-6	1,2,4-Trimethylbenzene	ND	4.6	0.93	ug/kg	
108-67-8	1,3,5-Trimethylbenzene	ND	4.6	0.93	ug/kg	
75-01-4	Vinyl Chloride	ND	4.6	1.5	ug/kg	
1330-20-7	Xylene (total)	ND	14	2.6	ug/kg	

CAS No.	Surrogate Recoveries	Run# 1	Run# 2	Limits
1868-53-7	Dibromofluoromethane	105%		75-124%
17060-07-0	1,2-Dichloroethane-D4	117%		72-135%

ND = Not detected MDL = Method Detection Limit
 RL = Reporting Limit
 E = Indicates value exceeds calibration range

J = Indicates an estimated value
 B = Indicates analyte found in associated method blank
 N = Indicates presumptive evidence of a compound

Report of Analysis

Client Sample ID: E2-1	Date Sampled: 09/06/16
Lab Sample ID: C47015-6	Date Received: 09/08/16
Matrix: SO - Soil	Percent Solids: n/a
Method: SW846 8260B	
Project: Vallico Mall, Wolfe Rd, Cupertino CA	

VOA 8260 List

CAS No.	Surrogate Recoveries	Run# 1	Run# 2	Limits
2037-26-5	Toluene-D8	93%		75-126%
460-00-4	4-Bromofluorobenzene	98%		71-133%

(a) Sample was received in a bulk container but was not preserved within 48 hours of sampling. Reported results are considered minimum values. Analysis performed at SGS Accutest, Orlando FL.

ND = Not detected	MDL = Method Detection Limit	J = Indicates an estimated value
RL = Reporting Limit		B = Indicates analyte found in associated method blank
E = Indicates value exceeds calibration range		N = Indicates presumptive evidence of a compound

Report of Analysis

Client Sample ID:	E2-1	Date Sampled:	09/06/16
Lab Sample ID:	C47015-6	Date Received:	09/08/16
Matrix:	SO - Soil	Percent Solids:	n/a
Method:	SW846 8270D SW846 3550C		
Project:	Vallico Mall, Wolfe Rd, Cupertino CA		

	File ID	DF	Analyzed	By	Prep Date	Prep Batch	Analytical Batch
Run #1 ^a	X048977.D	1	09/12/16	AFL	09/09/16	F:OP61812	F:SX2120
Run #2							

	Initial Weight	Final Volume
Run #1	30.0 g	1.0 ml
Run #2		

ABN Full List w/o PAHs

CAS No.	Compound	Result	RL	MDL	Units	Q
65-85-0	Benzoic Acid	ND	830	170	ug/kg	
59-50-7	4-Chloro-3-methyl Phenol	ND	170	25	ug/kg	
95-57-8	2-Chlorophenol	ND	170	21	ug/kg	
120-83-2	2,4-Dichlorophenol	ND	170	23	ug/kg	
105-67-9	2,4-Dimethylphenol	ND	170	20	ug/kg	
51-28-5	2,4-Dinitrophenol	ND	830	170	ug/kg	
534-52-1	4,6-Dinitro-o-cresol	ND	330	67	ug/kg	
95-48-7	2-Methylphenol	ND	170	18	ug/kg	
	3&4-Methylphenol	ND	170	39	ug/kg	
88-75-5	2-Nitrophenol	ND	170	21	ug/kg	
100-02-7	4-Nitrophenol	ND	830	130	ug/kg	
87-86-5	Pentachlorophenol	ND	830	130	ug/kg	
108-95-2	Phenol	ND	170	20	ug/kg	
95-95-4	2,4,5-Trichlorophenol	ND	170	18	ug/kg	
88-06-2	2,4,6-Trichlorophenol	ND	170	20	ug/kg	
62-53-3	Aniline	ND	170	33	ug/kg	
92-87-5	Benzidine ^b	ND	1700	330	ug/kg	
100-51-6	Benzyl Alcohol	ND	170	22	ug/kg	
101-55-3	4-Bromophenyl phenyl ether	ND	170	19	ug/kg	
85-68-7	Butyl benzyl phthalate	ND	170	33	ug/kg	
86-74-8	Carbazole	ND	170	19	ug/kg	
106-47-8	4-Chloroaniline	ND	170	23	ug/kg	
111-91-1	bis(2-Chloroethoxy)methane	ND	170	25	ug/kg	
111-44-4	bis(2-Chloroethyl)ether	ND	170	30	ug/kg	
108-60-1	bis(2-Chloroisopropyl)ether	ND	170	24	ug/kg	
91-58-7	2-Chloronaphthalene	ND	170	23	ug/kg	
7005-72-3	4-Chlorophenyl phenyl ether	ND	170	21	ug/kg	
132-64-9	Dibenzofuran	ND	170	21	ug/kg	
95-50-1	1,2-Dichlorobenzene	ND	170	17	ug/kg	
541-73-1	1,3-Dichlorobenzene	ND	170	19	ug/kg	
106-46-7	1,4-Dichlorobenzene	ND	170	20	ug/kg	
91-94-1	3,3'-Dichlorobenzidine	ND	170	18	ug/kg	

ND = Not detected MDL = Method Detection Limit

RL = Reporting Limit

E = Indicates value exceeds calibration range

J = Indicates an estimated value

B = Indicates analyte found in associated method blank

N = Indicates presumptive evidence of a compound

Report of Analysis

Client Sample ID:	E2-1	Date Sampled:	09/06/16
Lab Sample ID:	C47015-6	Date Received:	09/08/16
Matrix:	SO - Soil	Percent Solids:	n/a
Method:	SW846 8270D SW846 3550C		
Project:	Vallico Mall, Wolfe Rd, Cupertino CA		

ABN Full List w/o PAHs

CAS No.	Compound	Result	RL	MDL	Units	Q
84-66-2	Diethyl Phthalate	ND	330	33	ug/kg	
131-11-3	Dimethyl Phthalate	ND	170	33	ug/kg	
117-84-0	Di-n-octyl Phthalate	ND	170	33	ug/kg	
84-74-2	Di-n-butyl Phthalate	ND	330	67	ug/kg	
121-14-2	2,4-Dinitrotoluene	ND	170	17	ug/kg	
606-20-2	2,6-Dinitrotoluene	ND	170	21	ug/kg	
122-66-7	1,2-Diphenylhydrazine	ND	170	28	ug/kg	
117-81-7	bis(2-Ethylhexyl)phthalate	38.8	330	33	ug/kg	J
118-74-1	Hexachlorobenzene	ND	170	21	ug/kg	
87-68-3	Hexachlorobutadiene	ND	170	19	ug/kg	
77-47-4	Hexachlorocyclopentadiene	ND	170	33	ug/kg	
67-72-1	Hexachloroethane	ND	170	19	ug/kg	
78-59-1	Isophorone	ND	170	17	ug/kg	
88-74-4	2-Nitroaniline	ND	170	28	ug/kg	
99-09-2	3-Nitroaniline	ND	170	28	ug/kg	
100-01-6	4-Nitroaniline	ND	170	28	ug/kg	
98-95-3	Nitrobenzene	ND	170	22	ug/kg	
62-75-9	N-Nitrosodimethylamine	ND	170	40	ug/kg	
621-64-7	N-Nitrosodi-n-propylamine	ND	170	18	ug/kg	
86-30-6	N-Nitrosodiphenylamine	ND	170	32	ug/kg	
110-86-1	Pyridine	ND	330	33	ug/kg	
120-82-1	1,2,4-Trichlorobenzene	ND	170	20	ug/kg	

CAS No.	Surrogate Recoveries	Run# 1	Run# 2	Limits
367-12-4	2-Fluorophenol	68%		40-102%
4165-62-2	Phenol-d5	76%		41-100%
118-79-6	2,4,6-Tribromophenol	67%		42-108%
4165-60-0	Nitrobenzene-d5	68%		40-105%
321-60-8	2-Fluorobiphenyl	68%		43-107%
1718-51-0	Terphenyl-d14	84%		45-119%

(a) Analysis performed at SGS Accutest, Orlando FL.

(b) Associated ICV outside control limits.

ND = Not detected MDL = Method Detection Limit
 RL = Reporting Limit
 E = Indicates value exceeds calibration range

J = Indicates an estimated value
 B = Indicates analyte found in associated method blank
 N = Indicates presumptive evidence of a compound

Report of Analysis

Client Sample ID: E2-1		
Lab Sample ID: C47015-6		Date Sampled: 09/06/16
Matrix: SO - Soil		Date Received: 09/08/16
Method: SW846 8270D BY SIM SW846 3546		Percent Solids: n/a
Project: Vallico Mall, Wolfe Rd, Cupertino CA		

	File ID	DF	Analyzed	By	Prep Date	Prep Batch	Analytical Batch
Run #1 ^a	W094894.D	1	09/12/16	AFL	09/10/16	F:OP61814	F:SW4252
Run #2							

	Initial Weight	Final Volume
Run #1	15.3 g	1.0 ml
Run #2		

BN PAH List

CAS No.	Compound	Result	RL	MDL	Units	Q
83-32-9	Acenaphthene	ND	65	26	ug/kg	
208-96-8	Acenaphthylene	ND	65	26	ug/kg	
120-12-7	Anthracene	ND	65	16	ug/kg	
56-55-3	Benzo(a)anthracene	ND	13	3.3	ug/kg	
50-32-8	Benzo(a)pyrene	ND	13	3.3	ug/kg	
205-99-2	Benzo(b)fluoranthene	ND	13	3.3	ug/kg	
191-24-2	Benzo(g,h,i)perylene	ND	13	3.3	ug/kg	
207-08-9	Benzo(k)fluoranthene	ND	13	3.3	ug/kg	
218-01-9	Chrysene	ND	13	3.3	ug/kg	
53-70-3	Dibenzo(a,h)anthracene	ND	13	3.3	ug/kg	
206-44-0	Fluoranthene	ND	65	16	ug/kg	
86-73-7	Fluorene	ND	65	26	ug/kg	
193-39-5	Indeno(1,2,3-cd)pyrene	ND	13	3.3	ug/kg	
90-12-0	1-Methylnaphthalene	ND	65	26	ug/kg	
91-57-6	2-Methylnaphthalene	ND	65	26	ug/kg	
91-20-3	Naphthalene	ND	65	26	ug/kg	
85-01-8	Phenanthrene	ND	65	16	ug/kg	
129-00-0	Pyrene	ND	65	16	ug/kg	

CAS No.	Surrogate Recoveries	Run# 1	Run# 2	Limits
4165-60-0	Nitrobenzene-d5	83%		40-105%
321-60-8	2-Fluorobiphenyl	78%		43-107%
1718-51-0	Terphenyl-d14	90%		45-119%

(a) Analysis performed at SGS Accutest, Orlando FL.

ND = Not detected MDL = Method Detection Limit
 RL = Reporting Limit
 E = Indicates value exceeds calibration range

J = Indicates an estimated value
 B = Indicates analyte found in associated method blank
 N = Indicates presumptive evidence of a compound

Report of Analysis

Client Sample ID: E2-1		Date Sampled: 09/06/16
Lab Sample ID: C47015-6		Date Received: 09/08/16
Matrix: SO - Soil		Percent Solids: n/a
Method: SW846 8015C		
Project: Vallico Mall, Wolfe Rd, Cupertino CA		

	File ID	DF	Analyzed	By	Prep Date	Prep Batch	Analytical Batch
Run #1 ^a	UV075746.D	1	09/10/16	AFL	n/a	n/a	F:GUV4033
Run #2							

	Initial Weight	Final Volume	Methanol Aliquot
Run #1	5.20 g	5.0 ml	100 ul
Run #2			

CAS No.	Compound	Result	RL	MDL	Units	Q
	TPH-GRO (C6-C10)	ND	4.8	2.4	mg/kg	

CAS No.	Surrogate Recoveries	Run# 1	Run# 2	Limits
460-00-4	4-Bromofluorobenzene	109%		56-149%
98-08-8	aaa-Trifluorotoluene	101%		66-132%

(a) Sample was received in a bulk container but was not preserved within 48 hours of sampling. Reported results are considered minimum values. Analysis performed at SGS Accutest, Orlando FL.

ND = Not detected MDL = Method Detection Limit

RL = Reporting Limit

E = Indicates value exceeds calibration range

J = Indicates an estimated value

B = Indicates analyte found in associated method blank

N = Indicates presumptive evidence of a compound

Report of Analysis

Client Sample ID:	E2-1	Date Sampled:	09/06/16
Lab Sample ID:	C47015-6	Date Received:	09/08/16
Matrix:	SO - Soil	Percent Solids:	n/a
Method:	SW846 8081B SW846 3546		
Project:	Vallico Mall, Wolfe Rd, Cupertino CA		

	File ID	DF	Analyzed	By	Prep Date	Prep Batch	Analytical Batch
Run #1 ^a	TT379328.D	1	09/13/16	AFL	09/10/16	F:OP61815	F:GTT1860
Run #2 ^a	TT379322.D	10	09/13/16	AFL	09/10/16	F:OP61815	F:GTT1860

	Initial Weight	Final Volume
Run #1	15.1 g	5.0 ml
Run #2	15.1 g	5.0 ml

Pesticide PPL List

CAS No.	Compound	Result	RL	MDL	Units	Q
309-00-2	Aldrin	ND	1.7	0.50	ug/kg	
319-84-6	alpha-BHC	ND	1.7	0.51	ug/kg	
319-85-7	beta-BHC	ND	1.7	0.51	ug/kg	
319-86-8	delta-BHC	ND	1.7	0.48	ug/kg	
58-89-9	gamma-BHC (Lindane)	ND	1.7	0.51	ug/kg	
12789-03-6	Chlordane	ND	17	6.6	ug/kg	
60-57-1	Dieldrin	ND	1.7	0.62	ug/kg	
72-54-8	4,4' -DDD	ND	3.3	0.57	ug/kg	
72-55-9	4,4' -DDE	ND	3.3	0.53	ug/kg	
50-29-3	4,4' -DDT	ND	3.3	0.65	ug/kg	
72-20-8	Endrin	ND	3.3	0.62	ug/kg	
1031-07-8	Endosulfan sulfate	ND	3.3	0.62	ug/kg	
7421-93-4	Endrin aldehyde	ND	3.3	0.62	ug/kg	
959-98-8	Endosulfan-I	ND	1.7	0.48	ug/kg	
33213-65-9	Endosulfan-II	ND	1.7	0.61	ug/kg	
76-44-8	Heptachlor	ND	1.7	0.56	ug/kg	
1024-57-3	Heptachlor epoxide	ND	1.7	0.58	ug/kg	
72-43-5	Methoxychlor	ND ^b	33	8.5	ug/kg	
8001-35-2	Toxaphene	ND	83	33	ug/kg	

CAS No.	Surrogate Recoveries	Run# 1	Run# 2	Limits
877-09-8	Tetrachloro-m-xylene	121%	116%	50-122%
2051-24-3	Decachlorobiphenyl	70%	76%	50-133%

(a) Analysis performed at SGS Accutest, Orlando FL.

(b) Result is from Run# 2

ND = Not detected MDL = Method Detection Limit
 RL = Reporting Limit
 E = Indicates value exceeds calibration range

J = Indicates an estimated value
 B = Indicates analyte found in associated method blank
 N = Indicates presumptive evidence of a compound

Report of Analysis

Client Sample ID: E2-1		Date Sampled: 09/06/16
Lab Sample ID: C47015-6		Date Received: 09/08/16
Matrix: SO - Soil		Percent Solids: n/a
Method: SW846 8082A SW846 3546		
Project: Vallico Mall, Wolfe Rd, Cupertino CA		

	File ID	DF	Analyzed	By	Prep Date	Prep Batch	Analytical Batch
Run #1 ^a	ST138360.D	1	09/13/16	AFL	09/10/16	F:OP61816	F:GST3293
Run #2							

	Initial Weight	Final Volume
Run #1	15.1 g	5.0 ml
Run #2		

PCB List

CAS No.	Compound	Result	RL	MDL	Units	Q
12674-11-2	Aroclor 1016	ND	17	6.6	ug/kg	
11104-28-2	Aroclor 1221	ND	17	8.4	ug/kg	
11141-16-5	Aroclor 1232	ND	17	8.3	ug/kg	
53469-21-9	Aroclor 1242	ND	17	6.6	ug/kg	
12672-29-6	Aroclor 1248	ND	17	6.6	ug/kg	
11097-69-1	Aroclor 1254	ND	17	7.9	ug/kg	
11096-82-5	Aroclor 1260	ND	17	6.6	ug/kg	

CAS No.	Surrogate Recoveries	Run# 1	Run# 2	Limits
877-09-8	Tetrachloro-m-xylene	91%		44-126%
2051-24-3	Decachlorobiphenyl	89%		41-145%

(a) Analysis performed at SGS Accutest, Orlando FL.

ND = Not detected MDL = Method Detection Limit
 RL = Reporting Limit
 E = Indicates value exceeds calibration range

J = Indicates an estimated value
 B = Indicates analyte found in associated method blank
 N = Indicates presumptive evidence of a compound

Report of Analysis

Client Sample ID: E2-1	Date Sampled: 09/06/16
Lab Sample ID: C47015-6	Date Received: 09/08/16
Matrix: SO - Soil	Percent Solids: n/a
Method: SW846 8015C SW846 3550C	
Project: Vallico Mall, Wolfe Rd, Cupertino CA	

	File ID	DF	Analyzed	By	Prep Date	Prep Batch	Analytical Batch
Run #1 ^a	JR002593.D	1	09/13/16	AFL	09/09/16	F:OP61813	F:GJR96
Run #2							

	Initial Weight	Final Volume
Run #1	19.8 g	1.0 ml
Run #2		

TPH Extractable

CAS No.	Compound	Result	RL	MDL	Units	Q
	TPH (C10-C28)	2.86	5.1	2.5	mg/kg	J
	TPH (> C28-C40)	11.4	5.1	2.5	mg/kg	

CAS No.	Surrogate Recoveries	Run# 1	Run# 2	Limits
84-15-1	o-Terphenyl	74%		56-122%

(a) Analysis performed at SGS Accutest, Orlando FL.

ND = Not detected MDL = Method Detection Limit
 RL = Reporting Limit
 E = Indicates value exceeds calibration range

J = Indicates an estimated value
 B = Indicates analyte found in associated method blank
 N = Indicates presumptive evidence of a compound

Report of Analysis

Client Sample ID: E2-1	Date Sampled: 09/06/16
Lab Sample ID: C47015-6	Date Received: 09/08/16
Matrix: SO - Soil	Percent Solids: n/a
Project: Vallico Mall, Wolfe Rd, Cupertino CA	

Metals Analysis

Analyte	Result	RL	Units	DF	Prep	Analyzed By	Method	Prep Method
Antimony ^a	< 3.2	3.2	mg/kg	5	09/09/16	09/12/16	AFL SW846 6010C ²	SW846 3050B ³
Arsenic ^a	3.3	1.6	mg/kg	5	09/09/16	09/12/16	AFL SW846 6010C ²	SW846 3050B ³
Barium ^a	111	32	mg/kg	5	09/09/16	09/12/16	AFL SW846 6010C ²	SW846 3050B ³
Beryllium ^a	< 0.81	0.81	mg/kg	5	09/09/16	09/12/16	AFL SW846 6010C ²	SW846 3050B ³
Cadmium ^a	< 0.65	0.65	mg/kg	5	09/09/16	09/12/16	AFL SW846 6010C ²	SW846 3050B ³
Chromium ^a	50.9	1.6	mg/kg	5	09/09/16	09/12/16	AFL SW846 6010C ²	SW846 3050B ³
Cobalt ^a	13.0	8.1	mg/kg	5	09/09/16	09/12/16	AFL SW846 6010C ²	SW846 3050B ³
Copper ^a	27.1	4.1	mg/kg	5	09/09/16	09/12/16	AFL SW846 6010C ²	SW846 3050B ³
Lead ^a	7.7	3.2	mg/kg	5	09/09/16	09/12/16	AFL SW846 6010C ²	SW846 3050B ³
Mercury ^b	0.092	0.038	mg/kg	1	09/12/16	09/12/16	AFL SW846 7471B ¹	SW846 7471B ⁴
Molybdenum ^a	< 8.1	8.1	mg/kg	5	09/09/16	09/12/16	AFL SW846 6010C ²	SW846 3050B ³
Nickel ^a	69.1	6.5	mg/kg	5	09/09/16	09/12/16	AFL SW846 6010C ²	SW846 3050B ³
Selenium ^a	< 3.2	3.2	mg/kg	5	09/09/16	09/12/16	AFL SW846 6010C ²	SW846 3050B ³
Silver ^a	< 1.6	1.6	mg/kg	5	09/09/16	09/12/16	AFL SW846 6010C ²	SW846 3050B ³
Thallium ^a	< 1.6	1.6	mg/kg	5	09/09/16	09/12/16	AFL SW846 6010C ²	SW846 3050B ³
Vanadium ^a	36.5	8.1	mg/kg	5	09/09/16	09/12/16	AFL SW846 6010C ²	SW846 3050B ³
Zinc ^a	46.0	3.2	mg/kg	5	09/09/16	09/12/16	AFL SW846 6010C ²	SW846 3050B ³

(1) Instrument QC Batch: F:MA13398

(2) Instrument QC Batch: F:MA13399

(3) Prep QC Batch: F:MP30813

(4) Prep QC Batch: F:MP30816

(a) Sample dilution required due to difficult matrix. Analysis performed at SGS Accutest, Orlando FL.

(b) Analysis performed at SGS Accutest, Orlando FL.

RL = Reporting Limit

Report of Analysis

Client Sample ID:	E2-2	Date Sampled:	09/06/16
Lab Sample ID:	C47015-7	Date Received:	09/08/16
Matrix:	SO - Soil	Percent Solids:	n/a
Method:	SW846 8260B		
Project:	Vallico Mall, Wolfe Rd, Cupertino CA		

	File ID	DF	Analyzed	By	Prep Date	Prep Batch	Analytical Batch
Run #1 ^a	C0117982.D	1	09/09/16	AFL	n/a	n/a	F:VC4680
Run #2							

	Initial Weight	Final Volume
Run #1	5.17 g	5.0 ml
Run #2		

VOA 8260 List

CAS No.	Compound	Result	RL	MDL	Units	Q
67-64-1	Acetone	26.0	48	9.9	ug/kg	J
71-43-2	Benzene	ND	4.8	1.2	ug/kg	
108-86-1	Bromobenzene	ND	4.8	1.2	ug/kg	
74-97-5	Bromochloromethane	ND	4.8	1.1	ug/kg	
75-27-4	Bromodichloromethane	ND	4.8	0.97	ug/kg	
75-25-2	Bromoform	ND	4.8	0.97	ug/kg	
78-93-3	2-Butanone (MEK)	ND	24	8.8	ug/kg	
104-51-8	n-Butylbenzene	ND	4.8	0.97	ug/kg	
135-98-8	sec-Butylbenzene	ND	4.8	0.97	ug/kg	
98-06-6	tert-Butylbenzene	ND	4.8	0.97	ug/kg	
56-23-5	Carbon Tetrachloride	ND	4.8	1.7	ug/kg	
108-90-7	Chlorobenzene	ND	4.8	0.97	ug/kg	
75-00-3	Chloroethane	ND	4.8	1.9	ug/kg	
67-66-3	Chloroform	ND	4.8	1.2	ug/kg	
95-49-8	o-Chlorotoluene	ND	4.8	0.97	ug/kg	
106-43-4	p-Chlorotoluene	ND	4.8	0.97	ug/kg	
124-48-1	Dibromochloromethane	ND	4.8	0.97	ug/kg	
96-12-8	1,2-Dibromo-3-chloropropane	ND	4.8	2.1	ug/kg	
106-93-4	1,2-Dibromoethane	ND	4.8	0.97	ug/kg	
75-71-8	Dichlorodifluoromethane	ND	4.8	2.4	ug/kg	
95-50-1	1,2-Dichlorobenzene	ND	4.8	0.97	ug/kg	
541-73-1	1,3-Dichlorobenzene	ND	4.8	0.97	ug/kg	
106-46-7	1,4-Dichlorobenzene	ND	4.8	0.99	ug/kg	
75-34-3	1,1-Dichloroethane	ND	4.8	1.6	ug/kg	
107-06-2	1,2-Dichloroethane	ND	4.8	0.97	ug/kg	
75-35-4	1,1-Dichloroethylene	ND	4.8	0.97	ug/kg	
156-59-2	cis-1,2-Dichloroethylene	ND	4.8	1.2	ug/kg	
156-60-5	trans-1,2-Dichloroethylene	ND	4.8	1.5	ug/kg	
78-87-5	1,2-Dichloropropane	ND	4.8	1.5	ug/kg	
142-28-9	1,3-Dichloropropane	ND	4.8	0.97	ug/kg	
594-20-7	2,2-Dichloropropane	ND	4.8	0.97	ug/kg	
563-58-6	1,1-Dichloropropene	ND	4.8	1.2	ug/kg	

ND = Not detected MDL = Method Detection Limit

RL = Reporting Limit

E = Indicates value exceeds calibration range

J = Indicates an estimated value

B = Indicates analyte found in associated method blank

N = Indicates presumptive evidence of a compound

Report of Analysis

Client Sample ID:	E2-2	Date Sampled:	09/06/16
Lab Sample ID:	C47015-7	Date Received:	09/08/16
Matrix:	SO - Soil	Percent Solids:	n/a
Method:	SW846 8260B		
Project:	Vallico Mall, Wolfe Rd, Cupertino CA		

VOA 8260 List

CAS No.	Compound	Result	RL	MDL	Units	Q
10061-01-5	cis-1,3-Dichloropropene	ND	4.8	1.8	ug/kg	
10061-02-6	trans-1,3-Dichloropropene	ND	4.8	0.97	ug/kg	
108-20-3	Di-Isopropyl Ether	ND	4.8	1.2	ug/kg	
100-41-4	Ethylbenzene	ND	4.8	1.1	ug/kg	
637-92-3	Ethyl Tert Butyl Ether	ND	4.8	1.2	ug/kg	
87-68-3	Hexachlorobutadiene	ND	4.8	2.1	ug/kg	
591-78-6	2-Hexanone	ND	24	8.4	ug/kg	
98-82-8	Isopropylbenzene	ND	4.8	1.4	ug/kg	
99-87-6	p-Isopropyltoluene	ND	4.8	0.97	ug/kg	
74-83-9	Methyl Bromide	ND	4.8	2.5	ug/kg	
74-87-3	Methyl Chloride	ND	4.8	2.3	ug/kg	
74-95-3	Methylene Bromide	ND	4.8	1.8	ug/kg	
75-09-2	Methylene Chloride	ND	9.7	3.9	ug/kg	
108-10-1	4-Methyl-2-pentanone (MIBK)	ND	24	10	ug/kg	
1634-04-4	Methyl Tert Butyl Ether	ND	4.8	1.1	ug/kg	
91-20-3	Naphthalene	ND	4.8	1.9	ug/kg	
103-65-1	n-Propylbenzene	ND	4.8	1.2	ug/kg	
100-42-5	Styrene	ND	4.8	0.97	ug/kg	
994-05-8	Tert-Amyl Methyl Ether	ND	4.8	1.3	ug/kg	
75-65-0	Tert-Butyl Alcohol	ND	48	13	ug/kg	
630-20-6	1,1,1,2-Tetrachloroethane	ND	4.8	1.1	ug/kg	
79-34-5	1,1,2,2-Tetrachloroethane	ND	4.8	2.1	ug/kg	
127-18-4	Tetrachloroethylene	ND	4.8	1.3	ug/kg	
108-88-3	Toluene	ND	4.8	1.1	ug/kg	
87-61-6	1,2,3-Trichlorobenzene	ND	4.8	1.9	ug/kg	
120-82-1	1,2,4-Trichlorobenzene	ND	4.8	1.4	ug/kg	
71-55-6	1,1,1-Trichloroethane	ND	4.8	0.97	ug/kg	
79-00-5	1,1,2-Trichloroethane	ND	4.8	1.8	ug/kg	
79-01-6	Trichloroethylene	ND	4.8	1.1	ug/kg	
75-69-4	Trichlorofluoromethane	ND	4.8	1.8	ug/kg	
96-18-4	1,2,3-Trichloropropane	ND	4.8	1.6	ug/kg	
95-63-6	1,2,4-Trimethylbenzene	ND	4.8	0.97	ug/kg	
108-67-8	1,3,5-Trimethylbenzene	ND	4.8	0.97	ug/kg	
75-01-4	Vinyl Chloride	ND	4.8	1.6	ug/kg	
1330-20-7	Xylene (total)	ND	15	2.8	ug/kg	

CAS No.	Surrogate Recoveries	Run# 1	Run# 2	Limits
1868-53-7	Dibromofluoromethane	106%		75-124%
17060-07-0	1,2-Dichloroethane-D4	105%		72-135%

ND = Not detected MDL = Method Detection Limit
 RL = Reporting Limit
 E = Indicates value exceeds calibration range

J = Indicates an estimated value
 B = Indicates analyte found in associated method blank
 N = Indicates presumptive evidence of a compound

Report of Analysis

Client Sample ID:	E2-2	Date Sampled:	09/06/16
Lab Sample ID:	C47015-7	Date Received:	09/08/16
Matrix:	SO - Soil	Percent Solids:	n/a
Method:	SW846 8260B		
Project:	Vallico Mall, Wolfe Rd, Cupertino CA		

VOA 8260 List

CAS No.	Surrogate Recoveries	Run# 1	Run# 2	Limits
2037-26-5	Toluene-D8	96%		75-126%
460-00-4	4-Bromofluorobenzene	98%		71-133%

(a) Sample was received in a bulk container but was not preserved within 48 hours of sampling. Reported results are considered minimum values. Analysis performed at SGS Accutest, Orlando FL.

ND = Not detected MDL = Method Detection Limit
 RL = Reporting Limit
 E = Indicates value exceeds calibration range

J = Indicates an estimated value
 B = Indicates analyte found in associated method blank
 N = Indicates presumptive evidence of a compound

Report of Analysis

Client Sample ID:	E2-2	Date Sampled:	09/06/16
Lab Sample ID:	C47015-7	Date Received:	09/08/16
Matrix:	SO - Soil	Percent Solids:	n/a
Method:	SW846 8270D SW846 3550C		
Project:	Vallico Mall, Wolfe Rd, Cupertino CA		

	File ID	DF	Analyzed	By	Prep Date	Prep Batch	Analytical Batch
Run #1 ^a	X048978.D	1	09/12/16	AFL	09/09/16	F:OP61812	F:SX2120
Run #2							

	Initial Weight	Final Volume
Run #1	30.5 g	1.0 ml
Run #2		

ABN Full List w/o PAHs

CAS No.	Compound	Result	RL	MDL	Units	Q
65-85-0	Benzoic Acid	ND	820	160	ug/kg	
59-50-7	4-Chloro-3-methyl Phenol	ND	160	25	ug/kg	
95-57-8	2-Chlorophenol	ND	160	21	ug/kg	
120-83-2	2,4-Dichlorophenol	ND	160	23	ug/kg	
105-67-9	2,4-Dimethylphenol	ND	160	20	ug/kg	
51-28-5	2,4-Dinitrophenol	ND	820	160	ug/kg	
534-52-1	4,6-Dinitro-o-cresol	ND	330	66	ug/kg	
95-48-7	2-Methylphenol	ND	160	18	ug/kg	
	3&4-Methylphenol	ND	160	39	ug/kg	
88-75-5	2-Nitrophenol	ND	160	20	ug/kg	
100-02-7	4-Nitrophenol	ND	820	130	ug/kg	
87-86-5	Pentachlorophenol	ND	820	130	ug/kg	
108-95-2	Phenol	ND	160	19	ug/kg	
95-95-4	2,4,5-Trichlorophenol	ND	160	17	ug/kg	
88-06-2	2,4,6-Trichlorophenol	ND	160	20	ug/kg	
62-53-3	Aniline	ND	160	33	ug/kg	
92-87-5	Benzidine ^b	ND	1600	330	ug/kg	
100-51-6	Benzyl Alcohol	ND	160	22	ug/kg	
101-55-3	4-Bromophenyl phenyl ether	ND	160	19	ug/kg	
85-68-7	Butyl benzyl phthalate	ND	160	33	ug/kg	
86-74-8	Carbazole	ND	160	19	ug/kg	
106-47-8	4-Chloroaniline	ND	160	23	ug/kg	
111-91-1	bis(2-Chloroethoxy)methane	ND	160	25	ug/kg	
111-44-4	bis(2-Chloroethyl)ether	ND	160	29	ug/kg	
108-60-1	bis(2-Chloroisopropyl)ether	ND	160	24	ug/kg	
91-58-7	2-Chloronaphthalene	ND	160	23	ug/kg	
7005-72-3	4-Chlorophenyl phenyl ether	ND	160	21	ug/kg	
132-64-9	Dibenzofuran	ND	160	21	ug/kg	
95-50-1	1,2-Dichlorobenzene	ND	160	16	ug/kg	
541-73-1	1,3-Dichlorobenzene	ND	160	18	ug/kg	
106-46-7	1,4-Dichlorobenzene	ND	160	20	ug/kg	
91-94-1	3,3'-Dichlorobenzidine	ND	160	18	ug/kg	

ND = Not detected MDL = Method Detection Limit

RL = Reporting Limit

E = Indicates value exceeds calibration range

J = Indicates an estimated value

B = Indicates analyte found in associated method blank

N = Indicates presumptive evidence of a compound

Report of Analysis

Client Sample ID: E2-2		Date Sampled: 09/06/16
Lab Sample ID: C47015-7		Date Received: 09/08/16
Matrix: SO - Soil		Percent Solids: n/a
Method: SW846 8270D SW846 3550C		
Project: Vallico Mall, Wolfe Rd, Cupertino CA		

ABN Full List w/o PAHs

CAS No.	Compound	Result	RL	MDL	Units	Q
84-66-2	Diethyl Phthalate	ND	330	33	ug/kg	
131-11-3	Dimethyl Phthalate	ND	160	33	ug/kg	
117-84-0	Di-n-octyl Phthalate	ND	160	33	ug/kg	
84-74-2	Di-n-butyl Phthalate	ND	330	66	ug/kg	
121-14-2	2,4-Dinitrotoluene	ND	160	16	ug/kg	
606-20-2	2,6-Dinitrotoluene	ND	160	21	ug/kg	
122-66-7	1,2-Diphenylhydrazine	ND	160	27	ug/kg	
117-81-7	bis(2-Ethylhexyl)phthalate	ND	330	33	ug/kg	
118-74-1	Hexachlorobenzene	ND	160	20	ug/kg	
87-68-3	Hexachlorobutadiene	ND	160	18	ug/kg	
77-47-4	Hexachlorocyclopentadiene	ND	160	33	ug/kg	
67-72-1	Hexachloroethane	ND	160	19	ug/kg	
78-59-1	Isophorone	ND	160	17	ug/kg	
88-74-4	2-Nitroaniline	ND	160	28	ug/kg	
99-09-2	3-Nitroaniline	ND	160	28	ug/kg	
100-01-6	4-Nitroaniline	ND	160	28	ug/kg	
98-95-3	Nitrobenzene	ND	160	22	ug/kg	
62-75-9	N-Nitrosodimethylamine	ND	160	40	ug/kg	
621-64-7	N-Nitrosodi-n-propylamine	ND	160	17	ug/kg	
86-30-6	N-Nitrosodiphenylamine	ND	160	31	ug/kg	
110-86-1	Pyridine	ND	330	33	ug/kg	
120-82-1	1,2,4-Trichlorobenzene	ND	160	20	ug/kg	

CAS No.	Surrogate Recoveries	Run# 1	Run# 2	Limits
367-12-4	2-Fluorophenol	73%		40-102%
4165-62-2	Phenol-d5	79%		41-100%
118-79-6	2,4,6-Tribromophenol	72%		42-108%
4165-60-0	Nitrobenzene-d5	69%		40-105%
321-60-8	2-Fluorobiphenyl	67%		43-107%
1718-51-0	Terphenyl-d14	93%		45-119%

(a) Analysis performed at SGS Accutest, Orlando FL.

(b) Associated ICV outside control limits.

ND = Not detected MDL = Method Detection Limit
 RL = Reporting Limit
 E = Indicates value exceeds calibration range

J = Indicates an estimated value
 B = Indicates analyte found in associated method blank
 N = Indicates presumptive evidence of a compound

Report of Analysis

Client Sample ID: E2-2		Date Sampled: 09/06/16
Lab Sample ID: C47015-7		Date Received: 09/08/16
Matrix: SO - Soil		Percent Solids: n/a
Method: SW846 8270D BY SIM SW846 3546		
Project: Vallico Mall, Wolfe Rd, Cupertino CA		

	File ID	DF	Analyzed	By	Prep Date	Prep Batch	Analytical Batch
Run #1 ^a	W094895.D	1	09/12/16	AFL	09/10/16	F:OP61814	F:SW4252
Run #2							

	Initial Weight	Final Volume
Run #1	14.8 g	1.0 ml
Run #2		

BN PAH List

CAS No.	Compound	Result	RL	MDL	Units	Q
83-32-9	Acenaphthene	ND	68	27	ug/kg	
208-96-8	Acenaphthylene	ND	68	27	ug/kg	
120-12-7	Anthracene	ND	68	17	ug/kg	
56-55-3	Benzo(a)anthracene	ND	14	3.4	ug/kg	
50-32-8	Benzo(a)pyrene	ND	14	3.4	ug/kg	
205-99-2	Benzo(b)fluoranthene	ND	14	3.4	ug/kg	
191-24-2	Benzo(g,h,i)perylene	ND	14	3.4	ug/kg	
207-08-9	Benzo(k)fluoranthene	ND	14	3.4	ug/kg	
218-01-9	Chrysene	ND	14	3.4	ug/kg	
53-70-3	Dibenzo(a,h)anthracene	ND	14	3.4	ug/kg	
206-44-0	Fluoranthene	ND	68	17	ug/kg	
86-73-7	Fluorene	ND	68	27	ug/kg	
193-39-5	Indeno(1,2,3-cd)pyrene	ND	14	3.4	ug/kg	
90-12-0	1-Methylnaphthalene	ND	68	27	ug/kg	
91-57-6	2-Methylnaphthalene	ND	68	27	ug/kg	
91-20-3	Naphthalene	ND	68	27	ug/kg	
85-01-8	Phenanthrene	ND	68	17	ug/kg	
129-00-0	Pyrene	ND	68	17	ug/kg	

CAS No.	Surrogate Recoveries	Run# 1	Run# 2	Limits
4165-60-0	Nitrobenzene-d5	92%		40-105%
321-60-8	2-Fluorobiphenyl	83%		43-107%
1718-51-0	Terphenyl-d14	81%		45-119%

(a) Analysis performed at SGS Accutest, Orlando FL.

ND = Not detected MDL = Method Detection Limit
 RL = Reporting Limit
 E = Indicates value exceeds calibration range

J = Indicates an estimated value
 B = Indicates analyte found in associated method blank
 N = Indicates presumptive evidence of a compound

Report of Analysis

Client Sample ID: E2-2	Date Sampled: 09/06/16
Lab Sample ID: C47015-7	Date Received: 09/08/16
Matrix: SO - Soil	Percent Solids: n/a
Method: SW846 8015C	
Project: Vallico Mall, Wolfe Rd, Cupertino CA	

	File ID	DF	Analyzed	By	Prep Date	Prep Batch	Analytical Batch
Run #1 ^a	UV075747.D	1	09/10/16	AFL	n/a	n/a	F:GUV4033
Run #2							

	Initial Weight	Final Volume	Methanol Aliquot
Run #1	5.56 g	5.0 ml	100 ul
Run #2			

CAS No.	Compound	Result	RL	MDL	Units	Q
	TPH-GRO (C6-C10)	ND	4.5	2.2	mg/kg	

CAS No.	Surrogate Recoveries	Run# 1	Run# 2	Limits
460-00-4	4-Bromofluorobenzene	109%		56-149%
98-08-8	aaa-Trifluorotoluene	101%		66-132%

(a) Sample was received in a bulk container but was not preserved within 48 hours of sampling. Reported results are considered minimum values. Analysis performed at SGS Accutest, Orlando FL.

ND = Not detected	MDL = Method Detection Limit	J = Indicates an estimated value
RL = Reporting Limit		B = Indicates analyte found in associated method blank
E = Indicates value exceeds calibration range		N = Indicates presumptive evidence of a compound

Report of Analysis

Client Sample ID: E2-2		Date Sampled: 09/06/16
Lab Sample ID: C47015-7		Date Received: 09/08/16
Matrix: SO - Soil		Percent Solids: n/a
Method: SW846 8081B SW846 3546		
Project: Vallico Mall, Wolfe Rd, Cupertino CA		

	File ID	DF	Analyzed	By	Prep Date	Prep Batch	Analytical Batch
Run #1 ^a	TT379286.D	1	09/13/16	AFL	09/10/16	F:OP61815	F:GTT1859
Run #2							

	Initial Weight	Final Volume
Run #1	15.2 g	5.0 ml
Run #2		

Pesticide PPL List

CAS No.	Compound	Result	RL	MDL	Units	Q
309-00-2	Aldrin	ND	1.6	0.50	ug/kg	
319-84-6	alpha-BHC	ND	1.6	0.51	ug/kg	
319-85-7	beta-BHC	ND	1.6	0.50	ug/kg	
319-86-8	delta-BHC	ND	1.6	0.48	ug/kg	
58-89-9	gamma-BHC (Lindane)	ND	1.6	0.50	ug/kg	
12789-03-6	Chlordane	ND	16	6.6	ug/kg	
60-57-1	Dieldrin	ND	1.6	0.62	ug/kg	
72-54-8	4,4'-DDD	ND	3.3	0.57	ug/kg	
72-55-9	4,4'-DDE	ND	3.3	0.53	ug/kg	
50-29-3	4,4'-DDT	ND	3.3	0.64	ug/kg	
72-20-8	Endrin	ND	3.3	0.61	ug/kg	
1031-07-8	Endosulfan sulfate	ND	3.3	0.62	ug/kg	
7421-93-4	Endrin aldehyde	ND	3.3	0.61	ug/kg	
959-98-8	Endosulfan-I	ND	1.6	0.48	ug/kg	
33213-65-9	Endosulfan-II	ND	1.6	0.61	ug/kg	
76-44-8	Heptachlor	ND	1.6	0.56	ug/kg	
1024-57-3	Heptachlor epoxide	ND	1.6	0.58	ug/kg	
72-43-5	Methoxychlor	ND	3.3	0.85	ug/kg	
8001-35-2	Toxaphene	ND	82	33	ug/kg	

CAS No.	Surrogate Recoveries	Run# 1	Run# 2	Limits
877-09-8	Tetrachloro-m-xylene	122%		50-122%
2051-24-3	Decachlorobiphenyl	82%		50-133%

(a) Analysis performed at SGS Accutest, Orlando FL.

ND = Not detected MDL = Method Detection Limit
 RL = Reporting Limit
 E = Indicates value exceeds calibration range

J = Indicates an estimated value
 B = Indicates analyte found in associated method blank
 N = Indicates presumptive evidence of a compound

Report of Analysis

Client Sample ID: E2-2		
Lab Sample ID: C47015-7		Date Sampled: 09/06/16
Matrix: SO - Soil		Date Received: 09/08/16
Method: SW846 8082A SW846 3546		Percent Solids: n/a
Project: Vallico Mall, Wolfe Rd, Cupertino CA		

	File ID	DF	Analyzed	By	Prep Date	Prep Batch	Analytical Batch
Run #1 ^a	ST138363.D	1	09/13/16	AFL	09/10/16	F:OP61816	F:GST3293
Run #2							

	Initial Weight	Final Volume
Run #1	15.2 g	5.0 ml
Run #2		

PCB List

CAS No.	Compound	Result	RL	MDL	Units	Q
12674-11-2	Aroclor 1016	ND	16	6.6	ug/kg	
11104-28-2	Aroclor 1221	ND	16	8.4	ug/kg	
11141-16-5	Aroclor 1232	ND	16	8.2	ug/kg	
53469-21-9	Aroclor 1242	ND	16	6.6	ug/kg	
12672-29-6	Aroclor 1248	ND	16	6.6	ug/kg	
11097-69-1	Aroclor 1254	ND	16	7.9	ug/kg	
11096-82-5	Aroclor 1260	ND	16	6.6	ug/kg	

CAS No.	Surrogate Recoveries	Run# 1	Run# 2	Limits
877-09-8	Tetrachloro-m-xylene	90%		44-126%
2051-24-3	Decachlorobiphenyl	90%		41-145%

(a) Analysis performed at SGS Accutest, Orlando FL.

ND = Not detected MDL = Method Detection Limit
 RL = Reporting Limit
 E = Indicates value exceeds calibration range

J = Indicates an estimated value
 B = Indicates analyte found in associated method blank
 N = Indicates presumptive evidence of a compound

Report of Analysis

Client Sample ID: E2-2		Date Sampled: 09/06/16
Lab Sample ID: C47015-7		Date Received: 09/08/16
Matrix: SO - Soil		Percent Solids: n/a
Method: SW846 8015C SW846 3550C		
Project: Vallico Mall, Wolfe Rd, Cupertino CA		

	File ID	DF	Analyzed	By	Prep Date	Prep Batch	Analytical Batch
Run #1 ^a	JR002594.D	1	09/13/16	AFL	09/09/16	F:OP61813	F:GJR96
Run #2							

	Initial Weight	Final Volume
Run #1	19.7 g	1.0 ml
Run #2		

TPH Extractable

CAS No.	Compound	Result	RL	MDL	Units	Q
	TPH (C10-C28)	ND	5.1	2.5	mg/kg	
	TPH (> C28-C40)	ND	5.1	2.5	mg/kg	

CAS No.	Surrogate Recoveries	Run# 1	Run# 2	Limits
84-15-1	o-Terphenyl	80%		56-122%

(a) Analysis performed at SGS Accutest, Orlando FL.

ND = Not detected MDL = Method Detection Limit
 RL = Reporting Limit
 E = Indicates value exceeds calibration range

J = Indicates an estimated value
 B = Indicates analyte found in associated method blank
 N = Indicates presumptive evidence of a compound

Report of Analysis

Client Sample ID: E2-2	Date Sampled: 09/06/16
Lab Sample ID: C47015-7	Date Received: 09/08/16
Matrix: SO - Soil	Percent Solids: n/a
Project: Vallico Mall, Wolfe Rd, Cupertino CA	

Metals Analysis

Analyte	Result	RL	Units	DF	Prep	Analyzed By	Method	Prep Method
Antimony ^a	< 3.4	3.4	mg/kg	5	09/09/16	09/12/16	AFL SW846 6010C ²	SW846 3050B ³
Arsenic ^a	3.1	1.7	mg/kg	5	09/09/16	09/12/16	AFL SW846 6010C ²	SW846 3050B ³
Barium ^a	218	34	mg/kg	5	09/09/16	09/12/16	AFL SW846 6010C ²	SW846 3050B ³
Beryllium ^a	< 0.86	0.86	mg/kg	5	09/09/16	09/12/16	AFL SW846 6010C ²	SW846 3050B ³
Cadmium ^a	< 0.69	0.69	mg/kg	5	09/09/16	09/12/16	AFL SW846 6010C ²	SW846 3050B ³
Chromium ^a	74.4	1.7	mg/kg	5	09/09/16	09/12/16	AFL SW846 6010C ²	SW846 3050B ³
Cobalt ^a	16.1	8.6	mg/kg	5	09/09/16	09/12/16	AFL SW846 6010C ²	SW846 3050B ³
Copper ^a	35.0	4.3	mg/kg	5	09/09/16	09/12/16	AFL SW846 6010C ²	SW846 3050B ³
Lead ^a	9.3	3.4	mg/kg	5	09/09/16	09/12/16	AFL SW846 6010C ²	SW846 3050B ³
Mercury ^b	< 0.040	0.040	mg/kg	1	09/12/16	09/12/16	AFL SW846 7471B ¹	SW846 7471B ⁴
Molybdenum ^a	< 8.6	8.6	mg/kg	5	09/09/16	09/12/16	AFL SW846 6010C ²	SW846 3050B ³
Nickel ^a	94.4	6.9	mg/kg	5	09/09/16	09/12/16	AFL SW846 6010C ²	SW846 3050B ³
Selenium ^a	< 3.4	3.4	mg/kg	5	09/09/16	09/12/16	AFL SW846 6010C ²	SW846 3050B ³
Silver ^a	< 1.7	1.7	mg/kg	5	09/09/16	09/12/16	AFL SW846 6010C ²	SW846 3050B ³
Thallium ^a	< 1.7	1.7	mg/kg	5	09/09/16	09/12/16	AFL SW846 6010C ²	SW846 3050B ³
Vanadium ^a	47.2	8.6	mg/kg	5	09/09/16	09/12/16	AFL SW846 6010C ²	SW846 3050B ³
Zinc ^a	52.6	3.4	mg/kg	5	09/09/16	09/12/16	AFL SW846 6010C ²	SW846 3050B ³

(1) Instrument QC Batch: F:MA13398

(2) Instrument QC Batch: F:MA13399

(3) Prep QC Batch: F:MP30813

(4) Prep QC Batch: F:MP30816

(a) Sample dilution required due to difficult matrix. Analysis performed at SGS Accutest, Orlando FL.

(b) Analysis performed at SGS Accutest, Orlando FL.

RL = Reporting Limit

Report of Analysis

Client Sample ID: E2-3		
Lab Sample ID: C47015-8		Date Sampled: 09/06/16
Matrix: SO - Soil		Date Received: 09/08/16
Method: SW846 8260B		Percent Solids: n/a
Project: Vallico Mall, Wolfe Rd, Cupertino CA		

	File ID	DF	Analyzed	By	Prep Date	Prep Batch	Analytical Batch
Run #1 ^a	C0117983.D	1	09/09/16	AFL	n/a	n/a	F:VC4680
Run #2							

	Initial Weight	Final Volume
Run #1	4.88 g	5.0 ml
Run #2		

VOA 8260 List

CAS No.	Compound	Result	RL	MDL	Units	Q
67-64-1	Acetone	ND	51	10	ug/kg	
71-43-2	Benzene	ND	5.1	1.3	ug/kg	
108-86-1	Bromobenzene	ND	5.1	1.2	ug/kg	
74-97-5	Bromochloromethane	ND	5.1	1.1	ug/kg	
75-27-4	Bromodichloromethane	ND	5.1	1.0	ug/kg	
75-25-2	Bromoform	ND	5.1	1.0	ug/kg	
78-93-3	2-Butanone (MEK)	ND	26	9.3	ug/kg	
104-51-8	n-Butylbenzene	ND	5.1	1.0	ug/kg	
135-98-8	sec-Butylbenzene	ND	5.1	1.0	ug/kg	
98-06-6	tert-Butylbenzene	ND	5.1	1.0	ug/kg	
56-23-5	Carbon Tetrachloride	ND	5.1	1.8	ug/kg	
108-90-7	Chlorobenzene	ND	5.1	1.0	ug/kg	
75-00-3	Chloroethane	ND	5.1	2.0	ug/kg	
67-66-3	Chloroform	ND	5.1	1.2	ug/kg	
95-49-8	o-Chlorotoluene	ND	5.1	1.0	ug/kg	
106-43-4	p-Chlorotoluene	ND	5.1	1.0	ug/kg	
124-48-1	Dibromochloromethane	ND	5.1	1.0	ug/kg	
96-12-8	1,2-Dibromo-3-chloropropane	ND	5.1	2.3	ug/kg	
106-93-4	1,2-Dibromoethane	ND	5.1	1.0	ug/kg	
75-71-8	Dichlorodifluoromethane	ND	5.1	2.5	ug/kg	
95-50-1	1,2-Dichlorobenzene	ND	5.1	1.0	ug/kg	
541-73-1	1,3-Dichlorobenzene	ND	5.1	1.0	ug/kg	
106-46-7	1,4-Dichlorobenzene	ND	5.1	1.0	ug/kg	
75-34-3	1,1-Dichloroethane	ND	5.1	1.7	ug/kg	
107-06-2	1,2-Dichloroethane	ND	5.1	1.0	ug/kg	
75-35-4	1,1-Dichloroethylene	ND	5.1	1.0	ug/kg	
156-59-2	cis-1,2-Dichloroethylene	ND	5.1	1.2	ug/kg	
156-60-5	trans-1,2-Dichloroethylene	ND	5.1	1.6	ug/kg	
78-87-5	1,2-Dichloropropane	ND	5.1	1.6	ug/kg	
142-28-9	1,3-Dichloropropane	ND	5.1	1.0	ug/kg	
594-20-7	2,2-Dichloropropane	ND	5.1	1.0	ug/kg	
563-58-6	1,1-Dichloropropene	ND	5.1	1.3	ug/kg	

ND = Not detected MDL = Method Detection Limit

RL = Reporting Limit

E = Indicates value exceeds calibration range

J = Indicates an estimated value

B = Indicates analyte found in associated method blank

N = Indicates presumptive evidence of a compound

Report of Analysis

Client Sample ID:	E2-3	Date Sampled:	09/06/16
Lab Sample ID:	C47015-8	Date Received:	09/08/16
Matrix:	SO - Soil	Percent Solids:	n/a
Method:	SW846 8260B		
Project:	Vallico Mall, Wolfe Rd, Cupertino CA		

VOA 8260 List

CAS No.	Compound	Result	RL	MDL	Units	Q
10061-01-5	cis-1,3-Dichloropropene	ND	5.1	1.9	ug/kg	
10061-02-6	trans-1,3-Dichloropropene	ND	5.1	1.0	ug/kg	
108-20-3	Di-Isopropyl Ether	ND	5.1	1.2	ug/kg	
100-41-4	Ethylbenzene	ND	5.1	1.1	ug/kg	
637-92-3	Ethyl Tert Butyl Ether	ND	5.1	1.3	ug/kg	
87-68-3	Hexachlorobutadiene	ND	5.1	2.2	ug/kg	
591-78-6	2-Hexanone	ND	26	8.9	ug/kg	
98-82-8	Isopropylbenzene	ND	5.1	1.4	ug/kg	
99-87-6	p-Isopropyltoluene	ND	5.1	1.0	ug/kg	
74-83-9	Methyl Bromide	ND	5.1	2.6	ug/kg	
74-87-3	Methyl Chloride	ND	5.1	2.5	ug/kg	
74-95-3	Methylene Bromide	ND	5.1	1.9	ug/kg	
75-09-2	Methylene Chloride	ND	10	4.1	ug/kg	
108-10-1	4-Methyl-2-pentanone (MIBK)	ND	26	11	ug/kg	
1634-04-4	Methyl Tert Butyl Ether	ND	5.1	1.1	ug/kg	
91-20-3	Naphthalene	ND	5.1	2.0	ug/kg	
103-65-1	n-Propylbenzene	ND	5.1	1.3	ug/kg	
100-42-5	Styrene	ND	5.1	1.0	ug/kg	
994-05-8	Tert-Amyl Methyl Ether	ND	5.1	1.4	ug/kg	
75-65-0	Tert-Butyl Alcohol	ND	51	14	ug/kg	
630-20-6	1,1,1,2-Tetrachloroethane	ND	5.1	1.1	ug/kg	
79-34-5	1,1,2,2-Tetrachloroethane	ND	5.1	2.3	ug/kg	
127-18-4	Tetrachloroethylene	ND	5.1	1.3	ug/kg	
108-88-3	Toluene	ND	5.1	1.2	ug/kg	
87-61-6	1,2,3-Trichlorobenzene	ND	5.1	2.0	ug/kg	
120-82-1	1,2,4-Trichlorobenzene	ND	5.1	1.5	ug/kg	
71-55-6	1,1,1-Trichloroethane	ND	5.1	1.0	ug/kg	
79-00-5	1,1,2-Trichloroethane	ND	5.1	1.9	ug/kg	
79-01-6	Trichloroethylene	ND	5.1	1.2	ug/kg	
75-69-4	Trichlorofluoromethane	ND	5.1	1.9	ug/kg	
96-18-4	1,2,3-Trichloropropane	ND	5.1	1.7	ug/kg	
95-63-6	1,2,4-Trimethylbenzene	ND	5.1	1.0	ug/kg	
108-67-8	1,3,5-Trimethylbenzene	ND	5.1	1.0	ug/kg	
75-01-4	Vinyl Chloride	ND	5.1	1.7	ug/kg	
1330-20-7	Xylene (total)	ND	15	2.9	ug/kg	

CAS No.	Surrogate Recoveries	Run# 1	Run# 2	Limits
1868-53-7	Dibromofluoromethane	108%		75-124%
17060-07-0	1,2-Dichloroethane-D4	114%		72-135%

ND = Not detected MDL = Method Detection Limit
 RL = Reporting Limit
 E = Indicates value exceeds calibration range

J = Indicates an estimated value
 B = Indicates analyte found in associated method blank
 N = Indicates presumptive evidence of a compound

Report of Analysis

Client Sample ID:	E2-3	Date Sampled:	09/06/16
Lab Sample ID:	C47015-8	Date Received:	09/08/16
Matrix:	SO - Soil	Percent Solids:	n/a
Method:	SW846 8260B		
Project:	Vallico Mall, Wolfe Rd, Cupertino CA		

VOA 8260 List

CAS No.	Surrogate Recoveries	Run# 1	Run# 2	Limits
2037-26-5	Toluene-D8	93%		75-126%
460-00-4	4-Bromofluorobenzene	95%		71-133%

(a) Sample was received in a bulk container but was not preserved within 48 hours of sampling. Reported results are considered minimum values. Analysis performed at SGS Accutest, Orlando FL.

ND = Not detected MDL = Method Detection Limit
 RL = Reporting Limit
 E = Indicates value exceeds calibration range

J = Indicates an estimated value
 B = Indicates analyte found in associated method blank
 N = Indicates presumptive evidence of a compound

Report of Analysis

Client Sample ID:	E2-3	Date Sampled:	09/06/16
Lab Sample ID:	C47015-8	Date Received:	09/08/16
Matrix:	SO - Soil	Percent Solids:	n/a
Method:	SW846 8270D SW846 3550C		
Project:	Vallico Mall, Wolfe Rd, Cupertino CA		

	File ID	DF	Analyzed	By	Prep Date	Prep Batch	Analytical Batch
Run #1 ^a	X048979.D	1	09/12/16	AFL	09/09/16	F:OP61812	F:SX2120
Run #2							

	Initial Weight	Final Volume
Run #1	30.5 g	1.0 ml
Run #2		

ABN Full List w/o PAHs

CAS No.	Compound	Result	RL	MDL	Units	Q
65-85-0	Benzoic Acid	ND	820	160	ug/kg	
59-50-7	4-Chloro-3-methyl Phenol	ND	160	25	ug/kg	
95-57-8	2-Chlorophenol	ND	160	21	ug/kg	
120-83-2	2,4-Dichlorophenol	ND	160	23	ug/kg	
105-67-9	2,4-Dimethylphenol	ND	160	20	ug/kg	
51-28-5	2,4-Dinitrophenol	ND	820	160	ug/kg	
534-52-1	4,6-Dinitro-o-cresol	ND	330	66	ug/kg	
95-48-7	2-Methylphenol	ND	160	18	ug/kg	
	3&4-Methylphenol	ND	160	39	ug/kg	
88-75-5	2-Nitrophenol	ND	160	20	ug/kg	
100-02-7	4-Nitrophenol	ND	820	130	ug/kg	
87-86-5	Pentachlorophenol	ND	820	130	ug/kg	
108-95-2	Phenol	ND	160	19	ug/kg	
95-95-4	2,4,5-Trichlorophenol	ND	160	17	ug/kg	
88-06-2	2,4,6-Trichlorophenol	ND	160	20	ug/kg	
62-53-3	Aniline	ND	160	33	ug/kg	
92-87-5	Benzidine ^b	ND	1600	330	ug/kg	
100-51-6	Benzyl Alcohol	ND	160	22	ug/kg	
101-55-3	4-Bromophenyl phenyl ether	ND	160	19	ug/kg	
85-68-7	Butyl benzyl phthalate	ND	160	33	ug/kg	
86-74-8	Carbazole	ND	160	19	ug/kg	
106-47-8	4-Chloroaniline	ND	160	23	ug/kg	
111-91-1	bis(2-Chloroethoxy)methane	ND	160	25	ug/kg	
111-44-4	bis(2-Chloroethyl)ether	ND	160	29	ug/kg	
108-60-1	bis(2-Chloroisopropyl)ether	ND	160	24	ug/kg	
91-58-7	2-Chloronaphthalene	ND	160	23	ug/kg	
7005-72-3	4-Chlorophenyl phenyl ether	ND	160	21	ug/kg	
132-64-9	Dibenzofuran	ND	160	21	ug/kg	
95-50-1	1,2-Dichlorobenzene	ND	160	16	ug/kg	
541-73-1	1,3-Dichlorobenzene	ND	160	18	ug/kg	
106-46-7	1,4-Dichlorobenzene	ND	160	20	ug/kg	
91-94-1	3,3'-Dichlorobenzidine	ND	160	18	ug/kg	

ND = Not detected MDL = Method Detection Limit

RL = Reporting Limit

E = Indicates value exceeds calibration range

J = Indicates an estimated value

B = Indicates analyte found in associated method blank

N = Indicates presumptive evidence of a compound

Report of Analysis

Client Sample ID: E2-3		Date Sampled: 09/06/16
Lab Sample ID: C47015-8		Date Received: 09/08/16
Matrix: SO - Soil		Percent Solids: n/a
Method: SW846 8270D SW846 3550C		
Project: Vallico Mall, Wolfe Rd, Cupertino CA		

ABN Full List w/o PAHs

CAS No.	Compound	Result	RL	MDL	Units	Q
84-66-2	Diethyl Phthalate	ND	330	33	ug/kg	
131-11-3	Dimethyl Phthalate	ND	160	33	ug/kg	
117-84-0	Di-n-octyl Phthalate	ND	160	33	ug/kg	
84-74-2	Di-n-butyl Phthalate	ND	330	66	ug/kg	
121-14-2	2,4-Dinitrotoluene	ND	160	16	ug/kg	
606-20-2	2,6-Dinitrotoluene	ND	160	21	ug/kg	
122-66-7	1,2-Diphenylhydrazine	ND	160	27	ug/kg	
117-81-7	bis(2-Ethylhexyl)phthalate	ND	330	33	ug/kg	
118-74-1	Hexachlorobenzene	ND	160	20	ug/kg	
87-68-3	Hexachlorobutadiene	ND	160	18	ug/kg	
77-47-4	Hexachlorocyclopentadiene	ND	160	33	ug/kg	
67-72-1	Hexachloroethane	ND	160	19	ug/kg	
78-59-1	Isophorone	ND	160	17	ug/kg	
88-74-4	2-Nitroaniline	ND	160	28	ug/kg	
99-09-2	3-Nitroaniline	ND	160	28	ug/kg	
100-01-6	4-Nitroaniline	ND	160	28	ug/kg	
98-95-3	Nitrobenzene	ND	160	22	ug/kg	
62-75-9	N-Nitrosodimethylamine	ND	160	40	ug/kg	
621-64-7	N-Nitrosodi-n-propylamine	ND	160	17	ug/kg	
86-30-6	N-Nitrosodiphenylamine	ND	160	31	ug/kg	
110-86-1	Pyridine	ND	330	33	ug/kg	
120-82-1	1,2,4-Trichlorobenzene	ND	160	20	ug/kg	

CAS No.	Surrogate Recoveries	Run# 1	Run# 2	Limits
367-12-4	2-Fluorophenol	81%		40-102%
4165-62-2	Phenol-d5	86%		41-100%
118-79-6	2,4,6-Tribromophenol	76%		42-108%
4165-60-0	Nitrobenzene-d5	76%		40-105%
321-60-8	2-Fluorobiphenyl	73%		43-107%
1718-51-0	Terphenyl-d14	90%		45-119%

(a) Analysis performed at SGS Accutest, Orlando FL.

(b) Associated ICV outside control limits.

ND = Not detected MDL = Method Detection Limit
 RL = Reporting Limit
 E = Indicates value exceeds calibration range

J = Indicates an estimated value
 B = Indicates analyte found in associated method blank
 N = Indicates presumptive evidence of a compound

Report of Analysis

Client Sample ID: E2-3		Date Sampled: 09/06/16
Lab Sample ID: C47015-8		Date Received: 09/08/16
Matrix: SO - Soil		Percent Solids: n/a
Method: SW846 8270D BY SIM SW846 3546		
Project: Vallico Mall, Wolfe Rd, Cupertino CA		

	File ID	DF	Analyzed	By	Prep Date	Prep Batch	Analytical Batch
Run #1 ^a	W094896.D	1	09/12/16	AFL	09/10/16	F:OP61814	F:SW4252
Run #2							

	Initial Weight	Final Volume
Run #1	15.6 g	1.0 ml
Run #2		

BN PAH List

CAS No.	Compound	Result	RL	MDL	Units	Q
83-32-9	Acenaphthene	ND	64	26	ug/kg	
208-96-8	Acenaphthylene	ND	64	26	ug/kg	
120-12-7	Anthracene	ND	64	16	ug/kg	
56-55-3	Benzo(a)anthracene	ND	13	3.2	ug/kg	
50-32-8	Benzo(a)pyrene	ND	13	3.2	ug/kg	
205-99-2	Benzo(b)fluoranthene	ND	13	3.2	ug/kg	
191-24-2	Benzo(g,h,i)perylene	ND	13	3.2	ug/kg	
207-08-9	Benzo(k)fluoranthene	ND	13	3.2	ug/kg	
218-01-9	Chrysene	ND	13	3.2	ug/kg	
53-70-3	Dibenzo(a,h)anthracene	ND	13	3.2	ug/kg	
206-44-0	Fluoranthene	ND	64	16	ug/kg	
86-73-7	Fluorene	ND	64	26	ug/kg	
193-39-5	Indeno(1,2,3-cd)pyrene	ND	13	3.2	ug/kg	
90-12-0	1-Methylnaphthalene	ND	64	26	ug/kg	
91-57-6	2-Methylnaphthalene	ND	64	26	ug/kg	
91-20-3	Naphthalene	ND	64	26	ug/kg	
85-01-8	Phenanthrene	ND	64	16	ug/kg	
129-00-0	Pyrene	ND	64	16	ug/kg	

CAS No.	Surrogate Recoveries	Run# 1	Run# 2	Limits
4165-60-0	Nitrobenzene-d5	84%		40-105%
321-60-8	2-Fluorobiphenyl	86%		43-107%
1718-51-0	Terphenyl-d14	94%		45-119%

(a) Analysis performed at SGS Accutest, Orlando FL.

ND = Not detected MDL = Method Detection Limit
 RL = Reporting Limit
 E = Indicates value exceeds calibration range

J = Indicates an estimated value
 B = Indicates analyte found in associated method blank
 N = Indicates presumptive evidence of a compound

Report of Analysis



Client Sample ID: E2-3	Date Sampled: 09/06/16
Lab Sample ID: C47015-8	Date Received: 09/08/16
Matrix: SO - Soil	Percent Solids: n/a
Method: SW846 8015C	
Project: Vallico Mall, Wolfe Rd, Cupertino CA	

	File ID	DF	Analyzed	By	Prep Date	Prep Batch	Analytical Batch
Run #1 ^a	UV075748.D	1	09/10/16	AFL	n/a	n/a	F:GUV4033
Run #2							

	Initial Weight	Final Volume	Methanol Aliquot
Run #1	4.90 g	5.0 ml	100 ul
Run #2			

CAS No.	Compound	Result	RL	MDL	Units	Q
	TPH-GRO (C6-C10)	ND	5.1	2.6	mg/kg	

CAS No.	Surrogate Recoveries	Run# 1	Run# 2	Limits
460-00-4	4-Bromofluorobenzene	109%		56-149%
98-08-8	aaa-Trifluorotoluene	101%		66-132%

(a) Sample was received in a bulk container but was not preserved within 48 hours of sampling. Reported results are considered minimum values. Analysis performed at SGS Accutest, Orlando FL.

ND = Not detected	MDL = Method Detection Limit	J = Indicates an estimated value
RL = Reporting Limit		B = Indicates analyte found in associated method blank
E = Indicates value exceeds calibration range		N = Indicates presumptive evidence of a compound

Report of Analysis

Client Sample ID: E2-3		Date Sampled: 09/06/16
Lab Sample ID: C47015-8		Date Received: 09/08/16
Matrix: SO - Soil		Percent Solids: n/a
Method: SW846 8081B SW846 3546		
Project: Vallico Mall, Wolfe Rd, Cupertino CA		

	File ID	DF	Analyzed	By	Prep Date	Prep Batch	Analytical Batch
Run #1 ^a	TT379289.D	1	09/13/16	AFL	09/10/16	F:OP61815	F:GTT1859
Run #2							

	Initial Weight	Final Volume
Run #1	14.9 g	5.0 ml
Run #2		

Pesticide PPL List

CAS No.	Compound	Result	RL	MDL	Units	Q
309-00-2	Aldrin	ND	1.7	0.51	ug/kg	
319-84-6	alpha-BHC	ND	1.7	0.52	ug/kg	
319-85-7	beta-BHC	ND	1.7	0.51	ug/kg	
319-86-8	delta-BHC	ND	1.7	0.49	ug/kg	
58-89-9	gamma-BHC (Lindane)	ND	1.7	0.51	ug/kg	
12789-03-6	Chlordane	ND	17	6.7	ug/kg	
60-57-1	Dieldrin	ND	1.7	0.63	ug/kg	
72-54-8	4,4' -DDD	ND	3.4	0.58	ug/kg	
72-55-9	4,4' -DDE	ND	3.4	0.54	ug/kg	
50-29-3	4,4' -DDT	ND	3.4	0.66	ug/kg	
72-20-8	Endrin	ND	3.4	0.62	ug/kg	
1031-07-8	Endosulfan sulfate	ND	3.4	0.63	ug/kg	
7421-93-4	Endrin aldehyde	ND	3.4	0.62	ug/kg	
959-98-8	Endosulfan-I	ND	1.7	0.49	ug/kg	
33213-65-9	Endosulfan-II	ND	1.7	0.62	ug/kg	
76-44-8	Heptachlor	ND	1.7	0.57	ug/kg	
1024-57-3	Heptachlor epoxide	ND	1.7	0.59	ug/kg	
72-43-5	Methoxychlor	ND	3.4	0.86	ug/kg	
8001-35-2	Toxaphene	ND	84	34	ug/kg	

CAS No.	Surrogate Recoveries	Run# 1	Run# 2	Limits
877-09-8	Tetrachloro-m-xylene	137% ^b		50-122%
2051-24-3	Decachlorobiphenyl	96%		50-133%

(a) Analysis performed at SGS Accutest, Orlando FL.

(b) Outside control limits. However, Sample was ND.

ND = Not detected MDL = Method Detection Limit
 RL = Reporting Limit
 E = Indicates value exceeds calibration range

J = Indicates an estimated value
 B = Indicates analyte found in associated method blank
 N = Indicates presumptive evidence of a compound

Report of Analysis

Client Sample ID: E2-3		
Lab Sample ID: C47015-8		Date Sampled: 09/06/16
Matrix: SO - Soil		Date Received: 09/08/16
Method: SW846 8082A SW846 3546		Percent Solids: n/a
Project: Vallico Mall, Wolfe Rd, Cupertino CA		

	File ID	DF	Analyzed	By	Prep Date	Prep Batch	Analytical Batch
Run #1 ^a	ST138364.D	1	09/13/16	AFL	09/10/16	F:OP61816	F:GST3293
Run #2							

	Initial Weight	Final Volume
Run #1	14.9 g	5.0 ml
Run #2		

PCB List

CAS No.	Compound	Result	RL	MDL	Units	Q
12674-11-2	Aroclor 1016	ND	17	6.7	ug/kg	
11104-28-2	Aroclor 1221	ND	17	8.6	ug/kg	
11141-16-5	Aroclor 1232	ND	17	8.4	ug/kg	
53469-21-9	Aroclor 1242	ND	17	6.7	ug/kg	
12672-29-6	Aroclor 1248	ND	17	6.7	ug/kg	
11097-69-1	Aroclor 1254	ND	17	8.0	ug/kg	
11096-82-5	Aroclor 1260	ND	17	6.7	ug/kg	

CAS No.	Surrogate Recoveries	Run# 1	Run# 2	Limits
877-09-8	Tetrachloro-m-xylene	101%		44-126%
2051-24-3	Decachlorobiphenyl	103%		41-145%

(a) Analysis performed at SGS Accutest, Orlando FL.

ND = Not detected MDL = Method Detection Limit
 RL = Reporting Limit
 E = Indicates value exceeds calibration range

J = Indicates an estimated value
 B = Indicates analyte found in associated method blank
 N = Indicates presumptive evidence of a compound

Report of Analysis



Client Sample ID: E2-3	Date Sampled: 09/06/16
Lab Sample ID: C47015-8	Date Received: 09/08/16
Matrix: SO - Soil	Percent Solids: n/a
Method: SW846 8015C SW846 3550C	
Project: Vallico Mall, Wolfe Rd, Cupertino CA	

	File ID	DF	Analyzed	By	Prep Date	Prep Batch	Analytical Batch
Run #1 ^a	JR002595.D	1	09/13/16	AFL	09/09/16	F:OP61813	F:GJR96
Run #2							

	Initial Weight	Final Volume
Run #1	19.6 g	1.0 ml
Run #2		

TPH Extractable

CAS No.	Compound	Result	RL	MDL	Units	Q
	TPH (C10-C28)	ND	5.1	2.6	mg/kg	
	TPH (> C28-C40)	ND	5.1	2.6	mg/kg	

CAS No.	Surrogate Recoveries	Run# 1	Run# 2	Limits
84-15-1	o-Terphenyl	77%		56-122%

(a) Analysis performed at SGS Accutest, Orlando FL.

ND = Not detected	MDL = Method Detection Limit	J = Indicates an estimated value
RL = Reporting Limit		B = Indicates analyte found in associated method blank
E = Indicates value exceeds calibration range		N = Indicates presumptive evidence of a compound

Report of Analysis

Client Sample ID: E2-3	Date Sampled: 09/06/16
Lab Sample ID: C47015-8	Date Received: 09/08/16
Matrix: SO - Soil	Percent Solids: n/a
Project: Vallico Mall, Wolfe Rd, Cupertino CA	

Metals Analysis

Analyte	Result	RL	Units	DF	Prep	Analyzed By	Method	Prep Method
Antimony ^a	< 3.9	3.9	mg/kg	5	09/09/16	09/12/16	AFL SW846 6010C ²	SW846 3050B ³
Arsenic ^a	3.1	1.9	mg/kg	5	09/09/16	09/12/16	AFL SW846 6010C ²	SW846 3050B ³
Barium ^a	198	39	mg/kg	5	09/09/16	09/12/16	AFL SW846 6010C ²	SW846 3050B ³
Beryllium ^a	< 0.97	0.97	mg/kg	5	09/09/16	09/12/16	AFL SW846 6010C ²	SW846 3050B ³
Cadmium ^a	< 0.78	0.78	mg/kg	5	09/09/16	09/12/16	AFL SW846 6010C ²	SW846 3050B ³
Chromium ^a	79.8	1.9	mg/kg	5	09/09/16	09/12/16	AFL SW846 6010C ²	SW846 3050B ³
Cobalt ^a	18.8	9.7	mg/kg	5	09/09/16	09/12/16	AFL SW846 6010C ²	SW846 3050B ³
Copper ^a	36.4	4.8	mg/kg	5	09/09/16	09/12/16	AFL SW846 6010C ²	SW846 3050B ³
Lead ^a	9.3	3.9	mg/kg	5	09/09/16	09/12/16	AFL SW846 6010C ²	SW846 3050B ³
Mercury ^b	< 0.038	0.038	mg/kg	1	09/12/16	09/12/16	AFL SW846 7471B ¹	SW846 7471B ⁴
Molybdenum ^a	< 9.7	9.7	mg/kg	5	09/09/16	09/12/16	AFL SW846 6010C ²	SW846 3050B ³
Nickel ^a	100	7.8	mg/kg	5	09/09/16	09/12/16	AFL SW846 6010C ²	SW846 3050B ³
Selenium ^a	< 3.9	3.9	mg/kg	5	09/09/16	09/12/16	AFL SW846 6010C ²	SW846 3050B ³
Silver ^a	< 1.9	1.9	mg/kg	5	09/09/16	09/12/16	AFL SW846 6010C ²	SW846 3050B ³
Thallium ^a	< 1.9	1.9	mg/kg	5	09/09/16	09/12/16	AFL SW846 6010C ²	SW846 3050B ³
Vanadium ^a	49.2	9.7	mg/kg	5	09/09/16	09/12/16	AFL SW846 6010C ²	SW846 3050B ³
Zinc ^a	54.8	3.9	mg/kg	5	09/09/16	09/12/16	AFL SW846 6010C ²	SW846 3050B ³

(1) Instrument QC Batch: F:MA13398

(2) Instrument QC Batch: F:MA13399

(3) Prep QC Batch: F:MP30813

(4) Prep QC Batch: F:MP30816

(a) Sample dilution required due to difficult matrix. Analysis performed at SGS Accutest, Orlando FL.

(b) Analysis performed at SGS Accutest, Orlando FL.

RL = Reporting Limit

Report of Analysis

Client Sample ID: E2-5		Date Sampled: 09/06/16
Lab Sample ID: C47015-9		Date Received: 09/08/16
Matrix: SO - Soil		Percent Solids: n/a
Method: SW846 8260B		
Project: Vallico Mall, Wolfe Rd, Cupertino CA		

	File ID	DF	Analyzed	By	Prep Date	Prep Batch	Analytical Batch
Run #1 ^a	C0117984.D	1	09/09/16	AFL	n/a	n/a	F:VC4680
Run #2							

	Initial Weight	Final Volume
Run #1	5.32 g	5.0 ml
Run #2		

VOA 8260 List

CAS No.	Compound	Result	RL	MDL	Units	Q
67-64-1	Acetone	ND	47	9.6	ug/kg	
71-43-2	Benzene	ND	4.7	1.2	ug/kg	
108-86-1	Bromobenzene	ND	4.7	1.1	ug/kg	
74-97-5	Bromochloromethane	ND	4.7	1.0	ug/kg	
75-27-4	Bromodichloromethane	ND	4.7	0.94	ug/kg	
75-25-2	Bromoform	ND	4.7	0.94	ug/kg	
78-93-3	2-Butanone (MEK)	ND	23	8.5	ug/kg	
104-51-8	n-Butylbenzene	ND	4.7	0.94	ug/kg	
135-98-8	sec-Butylbenzene	ND	4.7	0.94	ug/kg	
98-06-6	tert-Butylbenzene	ND	4.7	0.94	ug/kg	
56-23-5	Carbon Tetrachloride	ND	4.7	1.7	ug/kg	
108-90-7	Chlorobenzene	ND	4.7	0.94	ug/kg	
75-00-3	Chloroethane	ND	4.7	1.9	ug/kg	
67-66-3	Chloroform	ND	4.7	1.1	ug/kg	
95-49-8	o-Chlorotoluene	ND	4.7	0.94	ug/kg	
106-43-4	p-Chlorotoluene	ND	4.7	0.94	ug/kg	
124-48-1	Dibromochloromethane	ND	4.7	0.94	ug/kg	
96-12-8	1,2-Dibromo-3-chloropropane	ND	4.7	2.1	ug/kg	
106-93-4	1,2-Dibromoethane	ND	4.7	0.94	ug/kg	
75-71-8	Dichlorodifluoromethane	ND	4.7	2.3	ug/kg	
95-50-1	1,2-Dichlorobenzene	ND	4.7	0.94	ug/kg	
541-73-1	1,3-Dichlorobenzene	ND	4.7	0.94	ug/kg	
106-46-7	1,4-Dichlorobenzene	ND	4.7	0.96	ug/kg	
75-34-3	1,1-Dichloroethane	ND	4.7	1.6	ug/kg	
107-06-2	1,2-Dichloroethane	ND	4.7	0.94	ug/kg	
75-35-4	1,1-Dichloroethylene	ND	4.7	0.94	ug/kg	
156-59-2	cis-1,2-Dichloroethylene	ND	4.7	1.1	ug/kg	
156-60-5	trans-1,2-Dichloroethylene	ND	4.7	1.4	ug/kg	
78-87-5	1,2-Dichloropropane	ND	4.7	1.5	ug/kg	
142-28-9	1,3-Dichloropropane	ND	4.7	0.94	ug/kg	
594-20-7	2,2-Dichloropropane	ND	4.7	0.94	ug/kg	
563-58-6	1,1-Dichloropropene	ND	4.7	1.2	ug/kg	

ND = Not detected MDL = Method Detection Limit

RL = Reporting Limit

E = Indicates value exceeds calibration range

J = Indicates an estimated value

B = Indicates analyte found in associated method blank

N = Indicates presumptive evidence of a compound

Report of Analysis

Client Sample ID:	E2-5	Date Sampled:	09/06/16
Lab Sample ID:	C47015-9	Date Received:	09/08/16
Matrix:	SO - Soil	Percent Solids:	n/a
Method:	SW846 8260B		
Project:	Vallico Mall, Wolfe Rd, Cupertino CA		

VOA 8260 List

CAS No.	Compound	Result	RL	MDL	Units	Q
10061-01-5	cis-1,3-Dichloropropene	ND	4.7	1.8	ug/kg	
10061-02-6	trans-1,3-Dichloropropene	ND	4.7	0.94	ug/kg	
108-20-3	Di-Isopropyl Ether	ND	4.7	1.1	ug/kg	
100-41-4	Ethylbenzene	ND	4.7	1.0	ug/kg	
637-92-3	Ethyl Tert Butyl Ether	ND	4.7	1.2	ug/kg	
87-68-3	Hexachlorobutadiene	ND	4.7	2.0	ug/kg	
591-78-6	2-Hexanone	ND	23	8.2	ug/kg	
98-82-8	Isopropylbenzene	ND	4.7	1.3	ug/kg	
99-87-6	p-Isopropyltoluene	ND	4.7	0.94	ug/kg	
74-83-9	Methyl Bromide	ND	4.7	2.4	ug/kg	
74-87-3	Methyl Chloride	ND	4.7	2.3	ug/kg	
74-95-3	Methylene Bromide	ND	4.7	1.7	ug/kg	
75-09-2	Methylene Chloride	ND	9.4	3.8	ug/kg	
108-10-1	4-Methyl-2-pentanone (MIBK)	ND	23	10	ug/kg	
1634-04-4	Methyl Tert Butyl Ether	ND	4.7	1.0	ug/kg	
91-20-3	Naphthalene	ND	4.7	1.9	ug/kg	
103-65-1	n-Propylbenzene	ND	4.7	1.2	ug/kg	
100-42-5	Styrene	ND	4.7	0.94	ug/kg	
994-05-8	Tert-Amyl Methyl Ether	ND	4.7	1.3	ug/kg	
75-65-0	Tert-Butyl Alcohol	ND	47	13	ug/kg	
630-20-6	1,1,1,2-Tetrachloroethane	ND	4.7	1.1	ug/kg	
79-34-5	1,1,2,2-Tetrachloroethane	ND	4.7	2.1	ug/kg	
127-18-4	Tetrachloroethylene	ND	4.7	1.2	ug/kg	
108-88-3	Toluene	ND	4.7	1.1	ug/kg	
87-61-6	1,2,3-Trichlorobenzene	ND	4.7	1.9	ug/kg	
120-82-1	1,2,4-Trichlorobenzene	ND	4.7	1.4	ug/kg	
71-55-6	1,1,1-Trichloroethane	ND	4.7	0.94	ug/kg	
79-00-5	1,1,2-Trichloroethane	ND	4.7	1.7	ug/kg	
79-01-6	Trichloroethylene	ND	4.7	1.1	ug/kg	
75-69-4	Trichlorofluoromethane	ND	4.7	1.8	ug/kg	
96-18-4	1,2,3-Trichloropropane	ND	4.7	1.5	ug/kg	
95-63-6	1,2,4-Trimethylbenzene	ND	4.7	0.94	ug/kg	
108-67-8	1,3,5-Trimethylbenzene	ND	4.7	0.94	ug/kg	
75-01-4	Vinyl Chloride	ND	4.7	1.6	ug/kg	
1330-20-7	Xylene (total)	ND	14	2.7	ug/kg	

CAS No.	Surrogate Recoveries	Run# 1	Run# 2	Limits
1868-53-7	Dibromofluoromethane	111%		75-124%
17060-07-0	1,2-Dichloroethane-D4	114%		72-135%

ND = Not detected MDL = Method Detection Limit
 RL = Reporting Limit
 E = Indicates value exceeds calibration range

J = Indicates an estimated value
 B = Indicates analyte found in associated method blank
 N = Indicates presumptive evidence of a compound

Report of Analysis

Client Sample ID: E2-5 Lab Sample ID: C47015-9 Matrix: SO - Soil Method: SW846 8260B Project: Vallico Mall, Wolfe Rd, Cupertino CA	Date Sampled: 09/06/16 Date Received: 09/08/16 Percent Solids: n/a
---	---

VOA 8260 List

CAS No.	Surrogate Recoveries	Run# 1	Run# 2	Limits
2037-26-5	Toluene-D8	94%		75-126%
460-00-4	4-Bromofluorobenzene	95%		71-133%

(a) Sample was received in a bulk container but was not preserved within 48 hours of sampling. Reported results are considered minimum values. Analysis performed at SGS Accutest, Orlando FL.

ND = Not detected	MDL = Method Detection Limit	J = Indicates an estimated value
RL = Reporting Limit		B = Indicates analyte found in associated method blank
E = Indicates value exceeds calibration range		N = Indicates presumptive evidence of a compound

Report of Analysis

Client Sample ID:	E2-5	Date Sampled:	09/06/16
Lab Sample ID:	C47015-9	Date Received:	09/08/16
Matrix:	SO - Soil	Percent Solids:	n/a
Method:	SW846 8270D SW846 3550C		
Project:	Vallico Mall, Wolfe Rd, Cupertino CA		

	File ID	DF	Analyzed	By	Prep Date	Prep Batch	Analytical Batch
Run #1 ^a	X048980.D	1	09/12/16	AFL	09/09/16	F:OP61812	F:SX2120
Run #2							

	Initial Weight	Final Volume
Run #1	30.2 g	1.0 ml
Run #2		

ABN Full List w/o PAHs

CAS No.	Compound	Result	RL	MDL	Units	Q
65-85-0	Benzoic Acid	ND	830	170	ug/kg	
59-50-7	4-Chloro-3-methyl Phenol	ND	170	25	ug/kg	
95-57-8	2-Chlorophenol	ND	170	21	ug/kg	
120-83-2	2,4-Dichlorophenol	ND	170	23	ug/kg	
105-67-9	2,4-Dimethylphenol	ND	170	20	ug/kg	
51-28-5	2,4-Dinitrophenol	ND	830	170	ug/kg	
534-52-1	4,6-Dinitro-o-cresol	ND	330	66	ug/kg	
95-48-7	2-Methylphenol	ND	170	18	ug/kg	
	3&4-Methylphenol	ND	170	39	ug/kg	
88-75-5	2-Nitrophenol	ND	170	20	ug/kg	
100-02-7	4-Nitrophenol	ND	830	130	ug/kg	
87-86-5	Pentachlorophenol	ND	830	130	ug/kg	
108-95-2	Phenol	ND	170	20	ug/kg	
95-95-4	2,4,5-Trichlorophenol	ND	170	18	ug/kg	
88-06-2	2,4,6-Trichlorophenol	ND	170	20	ug/kg	
62-53-3	Aniline	ND	170	33	ug/kg	
92-87-5	Benzidine ^b	ND	1700	330	ug/kg	
100-51-6	Benzyl Alcohol	ND	170	22	ug/kg	
101-55-3	4-Bromophenyl phenyl ether	ND	170	19	ug/kg	
85-68-7	Butyl benzyl phthalate	ND	170	33	ug/kg	
86-74-8	Carbazole	ND	170	19	ug/kg	
106-47-8	4-Chloroaniline	ND	170	23	ug/kg	
111-91-1	bis(2-Chloroethoxy)methane	ND	170	25	ug/kg	
111-44-4	bis(2-Chloroethyl)ether	ND	170	30	ug/kg	
108-60-1	bis(2-Chloroisopropyl)ether	ND	170	24	ug/kg	
91-58-7	2-Chloronaphthalene	ND	170	23	ug/kg	
7005-72-3	4-Chlorophenyl phenyl ether	ND	170	21	ug/kg	
132-64-9	Dibenzofuran	ND	170	21	ug/kg	
95-50-1	1,2-Dichlorobenzene	ND	170	17	ug/kg	
541-73-1	1,3-Dichlorobenzene	ND	170	19	ug/kg	
106-46-7	1,4-Dichlorobenzene	ND	170	20	ug/kg	
91-94-1	3,3'-Dichlorobenzidine	ND	170	18	ug/kg	

ND = Not detected MDL = Method Detection Limit

RL = Reporting Limit

E = Indicates value exceeds calibration range

J = Indicates an estimated value

B = Indicates analyte found in associated method blank

N = Indicates presumptive evidence of a compound

Report of Analysis

Client Sample ID: E2-5		Date Sampled: 09/06/16
Lab Sample ID: C47015-9		Date Received: 09/08/16
Matrix: SO - Soil		Percent Solids: n/a
Method: SW846 8270D SW846 3550C		
Project: Vallico Mall, Wolfe Rd, Cupertino CA		

ABN Full List w/o PAHs

CAS No.	Compound	Result	RL	MDL	Units	Q
84-66-2	Diethyl Phthalate	ND	330	33	ug/kg	
131-11-3	Dimethyl Phthalate	ND	170	33	ug/kg	
117-84-0	Di-n-octyl Phthalate	ND	170	33	ug/kg	
84-74-2	Di-n-butyl Phthalate	ND	330	66	ug/kg	
121-14-2	2,4-Dinitrotoluene	ND	170	17	ug/kg	
606-20-2	2,6-Dinitrotoluene	ND	170	21	ug/kg	
122-66-7	1,2-Diphenylhydrazine	ND	170	27	ug/kg	
117-81-7	bis(2-Ethylhexyl)phthalate	ND	330	33	ug/kg	
118-74-1	Hexachlorobenzene	ND	170	20	ug/kg	
87-68-3	Hexachlorobutadiene	ND	170	19	ug/kg	
77-47-4	Hexachlorocyclopentadiene	ND	170	33	ug/kg	
67-72-1	Hexachloroethane	ND	170	19	ug/kg	
78-59-1	Isophorone	ND	170	17	ug/kg	
88-74-4	2-Nitroaniline	ND	170	28	ug/kg	
99-09-2	3-Nitroaniline	ND	170	28	ug/kg	
100-01-6	4-Nitroaniline	ND	170	28	ug/kg	
98-95-3	Nitrobenzene	ND	170	22	ug/kg	
62-75-9	N-Nitrosodimethylamine	ND	170	40	ug/kg	
621-64-7	N-Nitrosodi-n-propylamine	ND	170	17	ug/kg	
86-30-6	N-Nitrosodiphenylamine	ND	170	32	ug/kg	
110-86-1	Pyridine	ND	330	33	ug/kg	
120-82-1	1,2,4-Trichlorobenzene	ND	170	20	ug/kg	

CAS No.	Surrogate Recoveries	Run# 1	Run# 2	Limits
367-12-4	2-Fluorophenol	57%		40-102%
4165-62-2	Phenol-d5	63%		41-100%
118-79-6	2,4,6-Tribromophenol	55%		42-108%
4165-60-0	Nitrobenzene-d5	57%		40-105%
321-60-8	2-Fluorobiphenyl	61%		43-107%
1718-51-0	Terphenyl-d14	70%		45-119%

(a) Analysis performed at SGS Accutest, Orlando FL.

(b) Associated ICV outside control limits.

ND = Not detected MDL = Method Detection Limit
 RL = Reporting Limit
 E = Indicates value exceeds calibration range

J = Indicates an estimated value
 B = Indicates analyte found in associated method blank
 N = Indicates presumptive evidence of a compound

Report of Analysis

Client Sample ID: E2-5		Date Sampled: 09/06/16
Lab Sample ID: C47015-9		Date Received: 09/08/16
Matrix: SO - Soil		Percent Solids: n/a
Method: SW846 8270D BY SIM SW846 3546		
Project: Vallico Mall, Wolfe Rd, Cupertino CA		

	File ID	DF	Analyzed	By	Prep Date	Prep Batch	Analytical Batch
Run #1 ^a	W094897.D	1	09/12/16	AFL	09/10/16	F:OP61814	F:SW4252
Run #2							

	Initial Weight	Final Volume
Run #1	15.3 g	1.0 ml
Run #2		

BN PAH List

CAS No.	Compound	Result	RL	MDL	Units	Q
83-32-9	Acenaphthene	ND	65	26	ug/kg	
208-96-8	Acenaphthylene	ND	65	26	ug/kg	
120-12-7	Anthracene	ND	65	16	ug/kg	
56-55-3	Benzo(a)anthracene	ND	13	3.3	ug/kg	
50-32-8	Benzo(a)pyrene	ND	13	3.3	ug/kg	
205-99-2	Benzo(b)fluoranthene	ND	13	3.3	ug/kg	
191-24-2	Benzo(g,h,i)perylene	ND	13	3.3	ug/kg	
207-08-9	Benzo(k)fluoranthene	ND	13	3.3	ug/kg	
218-01-9	Chrysene	ND	13	3.3	ug/kg	
53-70-3	Dibenzo(a,h)anthracene	ND	13	3.3	ug/kg	
206-44-0	Fluoranthene	ND	65	16	ug/kg	
86-73-7	Fluorene	ND	65	26	ug/kg	
193-39-5	Indeno(1,2,3-cd)pyrene	ND	13	3.3	ug/kg	
90-12-0	1-Methylnaphthalene	ND	65	26	ug/kg	
91-57-6	2-Methylnaphthalene	ND	65	26	ug/kg	
91-20-3	Naphthalene	ND	65	26	ug/kg	
85-01-8	Phenanthrene	ND	65	16	ug/kg	
129-00-0	Pyrene	ND	65	16	ug/kg	

CAS No.	Surrogate Recoveries	Run# 1	Run# 2	Limits
4165-60-0	Nitrobenzene-d5	85%		40-105%
321-60-8	2-Fluorobiphenyl	85%		43-107%
1718-51-0	Terphenyl-d14	68%		45-119%

(a) Analysis performed at SGS Accutest, Orlando FL.

ND = Not detected MDL = Method Detection Limit
 RL = Reporting Limit
 E = Indicates value exceeds calibration range

J = Indicates an estimated value
 B = Indicates analyte found in associated method blank
 N = Indicates presumptive evidence of a compound

Report of Analysis

Client Sample ID: E2-5	Date Sampled: 09/06/16
Lab Sample ID: C47015-9	Date Received: 09/08/16
Matrix: SO - Soil	Percent Solids: n/a
Method: SW846 8015C	
Project: Vallico Mall, Wolfe Rd, Cupertino CA	

	File ID	DF	Analyzed	By	Prep Date	Prep Batch	Analytical Batch
Run #1 ^a	UV075749.D	1	09/10/16	AFL	n/a	n/a	F:GUV4033
Run #2							

	Initial Weight	Final Volume	Methanol Aliquot
Run #1	4.85 g	5.0 ml	100 ul
Run #2			

CAS No.	Compound	Result	RL	MDL	Units	Q
	TPH-GRO (C6-C10)	ND	5.2	2.6	mg/kg	

CAS No.	Surrogate Recoveries	Run# 1	Run# 2	Limits
460-00-4	4-Bromofluorobenzene	109%		56-149%
98-08-8	aaa-Trifluorotoluene	101%		66-132%

(a) Sample was received in a bulk container but was not preserved within 48 hours of sampling. Reported results are considered minimum values. Analysis performed at SGS Accutest, Orlando FL.

ND = Not detected	MDL = Method Detection Limit	J = Indicates an estimated value
RL = Reporting Limit		B = Indicates analyte found in associated method blank
E = Indicates value exceeds calibration range		N = Indicates presumptive evidence of a compound

Report of Analysis

Client Sample ID: E2-5		Date Sampled: 09/06/16
Lab Sample ID: C47015-9		Date Received: 09/08/16
Matrix: SO - Soil		Percent Solids: n/a
Method: SW846 8081B SW846 3546		
Project: Vallico Mall, Wolfe Rd, Cupertino CA		

	File ID	DF	Analyzed	By	Prep Date	Prep Batch	Analytical Batch
Run #1 ^a	TT379290.D	1	09/13/16	AFL	09/10/16	F:OP61815	F:GTT1859
Run #2							

	Initial Weight	Final Volume
Run #1	15.3 g	5.0 ml
Run #2		

Pesticide PPL List

CAS No.	Compound	Result	RL	MDL	Units	Q
309-00-2	Aldrin	ND	1.6	0.50	ug/kg	
319-84-6	alpha-BHC	ND	1.6	0.50	ug/kg	
319-85-7	beta-BHC	ND	1.6	0.50	ug/kg	
319-86-8	delta-BHC	ND	1.6	0.48	ug/kg	
58-89-9	gamma-BHC (Lindane)	ND	1.6	0.50	ug/kg	
12789-03-6	Chlordane	ND	16	6.5	ug/kg	
60-57-1	Dieldrin	ND	1.6	0.61	ug/kg	
72-54-8	4,4'-DDD	ND	3.3	0.56	ug/kg	
72-55-9	4,4'-DDE	ND	3.3	0.53	ug/kg	
50-29-3	4,4'-DDT	ND	3.3	0.64	ug/kg	
72-20-8	Endrin	ND	3.3	0.61	ug/kg	
1031-07-8	Endosulfan sulfate	ND	3.3	0.61	ug/kg	
7421-93-4	Endrin aldehyde	ND	3.3	0.61	ug/kg	
959-98-8	Endosulfan-I	ND	1.6	0.48	ug/kg	
33213-65-9	Endosulfan-II	ND	1.6	0.60	ug/kg	
76-44-8	Heptachlor	ND	1.6	0.56	ug/kg	
1024-57-3	Heptachlor epoxide	ND	1.6	0.57	ug/kg	
72-43-5	Methoxychlor	ND	3.3	0.84	ug/kg	
8001-35-2	Toxaphene	ND	82	33	ug/kg	

CAS No.	Surrogate Recoveries	Run# 1	Run# 2	Limits
877-09-8	Tetrachloro-m-xylene	130% ^b		50-122%
2051-24-3	Decachlorobiphenyl	86%		50-133%

(a) Analysis performed at SGS Accutest, Orlando FL.

(b) Outside control limits. However, Sample was ND.

ND = Not detected MDL = Method Detection Limit
 RL = Reporting Limit
 E = Indicates value exceeds calibration range

J = Indicates an estimated value
 B = Indicates analyte found in associated method blank
 N = Indicates presumptive evidence of a compound

Report of Analysis

Client Sample ID: E2-5		Date Sampled: 09/06/16
Lab Sample ID: C47015-9		Date Received: 09/08/16
Matrix: SO - Soil		Percent Solids: n/a
Method: SW846 8082A SW846 3546		
Project: Vallico Mall, Wolfe Rd, Cupertino CA		

	File ID	DF	Analyzed	By	Prep Date	Prep Batch	Analytical Batch
Run #1 ^a	ST138365.D	1	09/13/16	AFL	09/10/16	F:OP61816	F:GST3293
Run #2							

	Initial Weight	Final Volume
Run #1	15.3 g	5.0 ml
Run #2		

PCB List

CAS No.	Compound	Result	RL	MDL	Units	Q
12674-11-2	Aroclor 1016	ND	16	6.5	ug/kg	
11104-28-2	Aroclor 1221	ND	16	8.3	ug/kg	
11141-16-5	Aroclor 1232	ND	16	8.2	ug/kg	
53469-21-9	Aroclor 1242	ND	16	6.5	ug/kg	
12672-29-6	Aroclor 1248	ND	16	6.5	ug/kg	
11097-69-1	Aroclor 1254	ND	16	7.8	ug/kg	
11096-82-5	Aroclor 1260	ND	16	6.5	ug/kg	

CAS No.	Surrogate Recoveries	Run# 1	Run# 2	Limits
877-09-8	Tetrachloro-m-xylene	90%		44-126%
2051-24-3	Decachlorobiphenyl	97%		41-145%

(a) Analysis performed at SGS Accutest, Orlando FL.

ND = Not detected MDL = Method Detection Limit
 RL = Reporting Limit
 E = Indicates value exceeds calibration range

J = Indicates an estimated value
 B = Indicates analyte found in associated method blank
 N = Indicates presumptive evidence of a compound

Report of Analysis

Client Sample ID: E2-5		Date Sampled: 09/06/16
Lab Sample ID: C47015-9		Date Received: 09/08/16
Matrix: SO - Soil		Percent Solids: n/a
Method: SW846 8015C SW846 3550C		
Project: Vallico Mall, Wolfe Rd, Cupertino CA		

	File ID	DF	Analyzed	By	Prep Date	Prep Batch	Analytical Batch
Run #1 ^a	JR002596.D	1	09/13/16	AFL	09/09/16	F:OP61813	F:GJR96
Run #2							

	Initial Weight	Final Volume
Run #1	19.9 g	1.0 ml
Run #2		

TPH Extractable

CAS No.	Compound	Result	RL	MDL	Units	Q
	TPH (C10-C28)	ND	5.0	2.5	mg/kg	
	TPH (> C28-C40)	ND	5.0	2.5	mg/kg	

CAS No.	Surrogate Recoveries	Run# 1	Run# 2	Limits
84-15-1	o-Terphenyl	78%		56-122%

(a) Analysis performed at SGS Accutest, Orlando FL.

ND = Not detected MDL = Method Detection Limit
 RL = Reporting Limit
 E = Indicates value exceeds calibration range

J = Indicates an estimated value
 B = Indicates analyte found in associated method blank
 N = Indicates presumptive evidence of a compound

Report of Analysis

Client Sample ID: E2-5	Date Sampled: 09/06/16
Lab Sample ID: C47015-9	Date Received: 09/08/16
Matrix: SO - Soil	Percent Solids: n/a
Project: Vallico Mall, Wolfe Rd, Cupertino CA	

Metals Analysis

Analyte	Result	RL	Units	DF	Prep	Analyzed By	Method	Prep Method
Antimony ^a	< 4.3	4.3	mg/kg	5	09/09/16	09/12/16	AFL SW846 6010C ²	SW846 3050B ³
Arsenic ^a	3.7	2.2	mg/kg	5	09/09/16	09/12/16	AFL SW846 6010C ²	SW846 3050B ³
Barium ^a	164	43	mg/kg	5	09/09/16	09/12/16	AFL SW846 6010C ²	SW846 3050B ³
Beryllium ^a	< 1.1	1.1	mg/kg	5	09/09/16	09/12/16	AFL SW846 6010C ²	SW846 3050B ³
Cadmium ^a	< 0.86	0.86	mg/kg	5	09/09/16	09/12/16	AFL SW846 6010C ²	SW846 3050B ³
Chromium ^a	72.6	2.2	mg/kg	5	09/09/16	09/12/16	AFL SW846 6010C ²	SW846 3050B ³
Cobalt ^a	17.7	11	mg/kg	5	09/09/16	09/12/16	AFL SW846 6010C ²	SW846 3050B ³
Copper ^a	37.0	5.4	mg/kg	5	09/09/16	09/12/16	AFL SW846 6010C ²	SW846 3050B ³
Lead ^a	8.5	4.3	mg/kg	5	09/09/16	09/12/16	AFL SW846 6010C ²	SW846 3050B ³
Mercury ^b	0.10	0.038	mg/kg	1	09/12/16	09/12/16	AFL SW846 7471B ¹	SW846 7471B ⁴
Molybdenum ^a	< 11	11	mg/kg	5	09/09/16	09/12/16	AFL SW846 6010C ²	SW846 3050B ³
Nickel ^a	95.6	8.6	mg/kg	5	09/09/16	09/12/16	AFL SW846 6010C ²	SW846 3050B ³
Selenium ^a	< 4.3	4.3	mg/kg	5	09/09/16	09/12/16	AFL SW846 6010C ²	SW846 3050B ³
Silver ^a	< 2.2	2.2	mg/kg	5	09/09/16	09/12/16	AFL SW846 6010C ²	SW846 3050B ³
Thallium ^a	< 2.2	2.2	mg/kg	5	09/09/16	09/12/16	AFL SW846 6010C ²	SW846 3050B ³
Vanadium ^a	53.4	11	mg/kg	5	09/09/16	09/12/16	AFL SW846 6010C ²	SW846 3050B ³
Zinc ^a	53.8	4.3	mg/kg	5	09/09/16	09/12/16	AFL SW846 6010C ²	SW846 3050B ³

(1) Instrument QC Batch: F:MA13398

(2) Instrument QC Batch: F:MA13399

(3) Prep QC Batch: F:MP30813

(4) Prep QC Batch: F:MP30816

(a) Sample dilution required due to difficult matrix. Analysis performed at SGS Accutest, Orlando FL.

(b) Analysis performed at SGS Accutest, Orlando FL.

RL = Reporting Limit

Report of Analysis

Client Sample ID: E2-7		
Lab Sample ID: C47015-10		Date Sampled: 09/06/16
Matrix: SO - Soil		Date Received: 09/08/16
Method: SW846 8260B		Percent Solids: n/a
Project: Vallico Mall, Wolfe Rd, Cupertino CA		

	File ID	DF	Analyzed	By	Prep Date	Prep Batch	Analytical Batch
Run #1 ^a	C0117985.D	1	09/09/16	AFL	n/a	n/a	F:VC4680
Run #2							

	Initial Weight	Final Volume
Run #1	4.97 g	5.0 ml
Run #2		

VOA 8260 List

CAS No.	Compound	Result	RL	MDL	Units	Q
67-64-1	Acetone	ND	50	10	ug/kg	
71-43-2	Benzene	ND	5.0	1.3	ug/kg	
108-86-1	Bromobenzene	ND	5.0	1.2	ug/kg	
74-97-5	Bromochloromethane	ND	5.0	1.1	ug/kg	
75-27-4	Bromodichloromethane	ND	5.0	1.0	ug/kg	
75-25-2	Bromoform	ND	5.0	1.0	ug/kg	
78-93-3	2-Butanone (MEK)	ND	25	9.1	ug/kg	
104-51-8	n-Butylbenzene	ND	5.0	1.0	ug/kg	
135-98-8	sec-Butylbenzene	ND	5.0	1.0	ug/kg	
98-06-6	tert-Butylbenzene	ND	5.0	1.0	ug/kg	
56-23-5	Carbon Tetrachloride	ND	5.0	1.8	ug/kg	
108-90-7	Chlorobenzene	ND	5.0	1.0	ug/kg	
75-00-3	Chloroethane	ND	5.0	2.0	ug/kg	
67-66-3	Chloroform	ND	5.0	1.2	ug/kg	
95-49-8	o-Chlorotoluene	ND	5.0	1.0	ug/kg	
106-43-4	p-Chlorotoluene	ND	5.0	1.0	ug/kg	
124-48-1	Dibromochloromethane	ND	5.0	1.0	ug/kg	
96-12-8	1,2-Dibromo-3-chloropropane	ND	5.0	2.2	ug/kg	
106-93-4	1,2-Dibromoethane	ND	5.0	1.0	ug/kg	
75-71-8	Dichlorodifluoromethane	ND	5.0	2.5	ug/kg	
95-50-1	1,2-Dichlorobenzene	ND	5.0	1.0	ug/kg	
541-73-1	1,3-Dichlorobenzene	ND	5.0	1.0	ug/kg	
106-46-7	1,4-Dichlorobenzene	ND	5.0	1.0	ug/kg	
75-34-3	1,1-Dichloroethane	ND	5.0	1.7	ug/kg	
107-06-2	1,2-Dichloroethane	ND	5.0	1.0	ug/kg	
75-35-4	1,1-Dichloroethylene	ND	5.0	1.0	ug/kg	
156-59-2	cis-1,2-Dichloroethylene	ND	5.0	1.2	ug/kg	
156-60-5	trans-1,2-Dichloroethylene	ND	5.0	1.5	ug/kg	
78-87-5	1,2-Dichloropropane	ND	5.0	1.6	ug/kg	
142-28-9	1,3-Dichloropropane	ND	5.0	1.0	ug/kg	
594-20-7	2,2-Dichloropropane	ND	5.0	1.0	ug/kg	
563-58-6	1,1-Dichloropropene	ND	5.0	1.3	ug/kg	

ND = Not detected MDL = Method Detection Limit

RL = Reporting Limit

E = Indicates value exceeds calibration range

J = Indicates an estimated value

B = Indicates analyte found in associated method blank

N = Indicates presumptive evidence of a compound

Report of Analysis

Client Sample ID:	E2-7	Date Sampled:	09/06/16
Lab Sample ID:	C47015-10	Date Received:	09/08/16
Matrix:	SO - Soil	Percent Solids:	n/a
Method:	SW846 8260B		
Project:	Vallico Mall, Wolfe Rd, Cupertino CA		

VOA 8260 List

CAS No.	Compound	Result	RL	MDL	Units	Q
10061-01-5	cis-1,3-Dichloropropene	ND	5.0	1.9	ug/kg	
10061-02-6	trans-1,3-Dichloropropene	ND	5.0	1.0	ug/kg	
108-20-3	Di-Isopropyl Ether	ND	5.0	1.2	ug/kg	
100-41-4	Ethylbenzene	ND	5.0	1.1	ug/kg	
637-92-3	Ethyl Tert Butyl Ether	ND	5.0	1.3	ug/kg	
87-68-3	Hexachlorobutadiene	ND	5.0	2.2	ug/kg	
591-78-6	2-Hexanone	ND	25	8.8	ug/kg	
98-82-8	Isopropylbenzene	ND	5.0	1.4	ug/kg	
99-87-6	p-Isopropyltoluene	ND	5.0	1.0	ug/kg	
74-83-9	Methyl Bromide	ND	5.0	2.6	ug/kg	
74-87-3	Methyl Chloride	ND	5.0	2.4	ug/kg	
74-95-3	Methylene Bromide	ND	5.0	1.8	ug/kg	
75-09-2	Methylene Chloride	ND	10	4.0	ug/kg	
108-10-1	4-Methyl-2-pentanone (MIBK)	ND	25	11	ug/kg	
1634-04-4	Methyl Tert Butyl Ether	ND	5.0	1.1	ug/kg	
91-20-3	Naphthalene	ND	5.0	2.0	ug/kg	
103-65-1	n-Propylbenzene	ND	5.0	1.2	ug/kg	
100-42-5	Styrene	ND	5.0	1.0	ug/kg	
994-05-8	Tert-Amyl Methyl Ether	ND	5.0	1.4	ug/kg	
75-65-0	Tert-Butyl Alcohol	ND	50	14	ug/kg	
630-20-6	1,1,1,2-Tetrachloroethane	ND	5.0	1.1	ug/kg	
79-34-5	1,1,2,2-Tetrachloroethane	ND	5.0	2.2	ug/kg	
127-18-4	Tetrachloroethylene	ND	5.0	1.3	ug/kg	
108-88-3	Toluene	ND	5.0	1.1	ug/kg	
87-61-6	1,2,3-Trichlorobenzene	ND	5.0	2.0	ug/kg	
120-82-1	1,2,4-Trichlorobenzene	ND	5.0	1.5	ug/kg	
71-55-6	1,1,1-Trichloroethane	ND	5.0	1.0	ug/kg	
79-00-5	1,1,2-Trichloroethane	ND	5.0	1.8	ug/kg	
79-01-6	Trichloroethylene	ND	5.0	1.2	ug/kg	
75-69-4	Trichlorofluoromethane	ND	5.0	1.9	ug/kg	
96-18-4	1,2,3-Trichloropropane	ND	5.0	1.6	ug/kg	
95-63-6	1,2,4-Trimethylbenzene	ND	5.0	1.0	ug/kg	
108-67-8	1,3,5-Trimethylbenzene	ND	5.0	1.0	ug/kg	
75-01-4	Vinyl Chloride	ND	5.0	1.7	ug/kg	
1330-20-7	Xylene (total)	ND	15	2.9	ug/kg	

CAS No.	Surrogate Recoveries	Run# 1	Run# 2	Limits
1868-53-7	Dibromofluoromethane	111%		75-124%
17060-07-0	1,2-Dichloroethane-D4	116%		72-135%

ND = Not detected MDL = Method Detection Limit
 RL = Reporting Limit
 E = Indicates value exceeds calibration range

J = Indicates an estimated value
 B = Indicates analyte found in associated method blank
 N = Indicates presumptive evidence of a compound

Report of Analysis

Client Sample ID:	E2-7	Date Sampled:	09/06/16
Lab Sample ID:	C47015-10	Date Received:	09/08/16
Matrix:	SO - Soil	Percent Solids:	n/a
Method:	SW846 8260B		
Project:	Vallico Mall, Wolfe Rd, Cupertino CA		

VOA 8260 List

CAS No.	Surrogate Recoveries	Run# 1	Run# 2	Limits
2037-26-5	Toluene-D8	98%		75-126%
460-00-4	4-Bromofluorobenzene	95%		71-133%

(a) Sample was received in a bulk container but was not preserved within 48 hours of sampling. Reported results are considered minimum values. Analysis performed at SGS Accutest, Orlando FL.

ND = Not detected MDL = Method Detection Limit
 RL = Reporting Limit
 E = Indicates value exceeds calibration range

J = Indicates an estimated value
 B = Indicates analyte found in associated method blank
 N = Indicates presumptive evidence of a compound

Report of Analysis

Client Sample ID: E2-7		Date Sampled: 09/06/16
Lab Sample ID: C47015-10		Date Received: 09/08/16
Matrix: SO - Soil		Percent Solids: n/a
Method: SW846 8270D SW846 3550C		
Project: Vallico Mall, Wolfe Rd, Cupertino CA		

	File ID	DF	Analyzed	By	Prep Date	Prep Batch	Analytical Batch
Run #1 ^a	X048981.D	1	09/12/16	AFL	09/09/16	F:OP61812	F:SX2120
Run #2							

	Initial Weight	Final Volume
Run #1	29.8 g	1.0 ml
Run #2		

ABN Full List w/o PAHs

CAS No.	Compound	Result	RL	MDL	Units	Q
65-85-0	Benzoic Acid	ND	840	170	ug/kg	
59-50-7	4-Chloro-3-methyl Phenol	ND	170	25	ug/kg	
95-57-8	2-Chlorophenol	ND	170	21	ug/kg	
120-83-2	2,4-Dichlorophenol	ND	170	24	ug/kg	
105-67-9	2,4-Dimethylphenol	ND	170	21	ug/kg	
51-28-5	2,4-Dinitrophenol	ND	840	170	ug/kg	
534-52-1	4,6-Dinitro-o-cresol	ND	340	67	ug/kg	
95-48-7	2-Methylphenol	ND	170	18	ug/kg	
	3&4-Methylphenol	ND	170	40	ug/kg	
88-75-5	2-Nitrophenol	ND	170	21	ug/kg	
100-02-7	4-Nitrophenol	ND	840	130	ug/kg	
87-86-5	Pentachlorophenol	ND	840	130	ug/kg	
108-95-2	Phenol	ND	170	20	ug/kg	
95-95-4	2,4,5-Trichlorophenol	ND	170	18	ug/kg	
88-06-2	2,4,6-Trichlorophenol	ND	170	20	ug/kg	
62-53-3	Aniline	ND	170	34	ug/kg	
92-87-5	Benzidine ^b	ND	1700	340	ug/kg	
100-51-6	Benzyl Alcohol	ND	170	22	ug/kg	
101-55-3	4-Bromophenyl phenyl ether	ND	170	20	ug/kg	
85-68-7	Butyl benzyl phthalate	ND	170	34	ug/kg	
86-74-8	Carbazole	ND	170	20	ug/kg	
106-47-8	4-Chloroaniline	ND	170	23	ug/kg	
111-91-1	bis(2-Chloroethoxy)methane	ND	170	25	ug/kg	
111-44-4	bis(2-Chloroethyl)ether	ND	170	30	ug/kg	
108-60-1	bis(2-Chloroisopropyl)ether	ND	170	24	ug/kg	
91-58-7	2-Chloronaphthalene	ND	170	23	ug/kg	
7005-72-3	4-Chlorophenyl phenyl ether	ND	170	21	ug/kg	
132-64-9	Dibenzofuran	ND	170	21	ug/kg	
95-50-1	1,2-Dichlorobenzene	ND	170	17	ug/kg	
541-73-1	1,3-Dichlorobenzene	ND	170	19	ug/kg	
106-46-7	1,4-Dichlorobenzene	ND	170	20	ug/kg	
91-94-1	3,3'-Dichlorobenzidine	ND	170	18	ug/kg	

ND = Not detected MDL = Method Detection Limit

RL = Reporting Limit

E = Indicates value exceeds calibration range

J = Indicates an estimated value

B = Indicates analyte found in associated method blank

N = Indicates presumptive evidence of a compound

Report of Analysis

Client Sample ID: E2-7		Date Sampled: 09/06/16
Lab Sample ID: C47015-10		Date Received: 09/08/16
Matrix: SO - Soil		Percent Solids: n/a
Method: SW846 8270D SW846 3550C		
Project: Vallico Mall, Wolfe Rd, Cupertino CA		

ABN Full List w/o PAHs

CAS No.	Compound	Result	RL	MDL	Units	Q
84-66-2	Diethyl Phthalate	ND	340	34	ug/kg	
131-11-3	Dimethyl Phthalate	ND	170	34	ug/kg	
117-84-0	Di-n-octyl Phthalate	ND	170	34	ug/kg	
84-74-2	Di-n-butyl Phthalate	ND	340	67	ug/kg	
121-14-2	2,4-Dinitrotoluene	ND	170	17	ug/kg	
606-20-2	2,6-Dinitrotoluene	ND	170	21	ug/kg	
122-66-7	1,2-Diphenylhydrazine	ND	170	28	ug/kg	
117-81-7	bis(2-Ethylhexyl)phthalate	ND	340	34	ug/kg	
118-74-1	Hexachlorobenzene	ND	170	21	ug/kg	
87-68-3	Hexachlorobutadiene	ND	170	19	ug/kg	
77-47-4	Hexachlorocyclopentadiene	ND	170	34	ug/kg	
67-72-1	Hexachloroethane	ND	170	19	ug/kg	
78-59-1	Isophorone	ND	170	17	ug/kg	
88-74-4	2-Nitroaniline	ND	170	29	ug/kg	
99-09-2	3-Nitroaniline	ND	170	28	ug/kg	
100-01-6	4-Nitroaniline	ND	170	29	ug/kg	
98-95-3	Nitrobenzene	ND	170	22	ug/kg	
62-75-9	N-Nitrosodimethylamine	ND	170	41	ug/kg	
621-64-7	N-Nitrosodi-n-propylamine	ND	170	18	ug/kg	
86-30-6	N-Nitrosodiphenylamine	ND	170	32	ug/kg	
110-86-1	Pyridine	ND	340	34	ug/kg	
120-82-1	1,2,4-Trichlorobenzene	ND	170	20	ug/kg	

CAS No.	Surrogate Recoveries	Run# 1	Run# 2	Limits
367-12-4	2-Fluorophenol	66%		40-102%
4165-62-2	Phenol-d5	71%		41-100%
118-79-6	2,4,6-Tribromophenol	63%		42-108%
4165-60-0	Nitrobenzene-d5	59%		40-105%
321-60-8	2-Fluorobiphenyl	61%		43-107%
1718-51-0	Terphenyl-d14	77%		45-119%

(a) Analysis performed at SGS Accutest, Orlando FL.

(b) Associated ICV outside control limits.

ND = Not detected MDL = Method Detection Limit
 RL = Reporting Limit
 E = Indicates value exceeds calibration range

J = Indicates an estimated value
 B = Indicates analyte found in associated method blank
 N = Indicates presumptive evidence of a compound

Report of Analysis

Client Sample ID: E2-7		
Lab Sample ID: C47015-10		Date Sampled: 09/06/16
Matrix: SO - Soil		Date Received: 09/08/16
Method: SW846 8270D BY SIM SW846 3546		Percent Solids: n/a
Project: Vallico Mall, Wolfe Rd, Cupertino CA		

	File ID	DF	Analyzed	By	Prep Date	Prep Batch	Analytical Batch
Run #1 ^a	W094898.D	1	09/12/16	AFL	09/10/16	F:OP61814	F:SW4252
Run #2							

	Initial Weight	Final Volume
Run #1	14.9 g	1.0 ml
Run #2		

BN PAH List

CAS No.	Compound	Result	RL	MDL	Units	Q
83-32-9	Acenaphthene	ND	67	27	ug/kg	
208-96-8	Acenaphthylene	ND	67	27	ug/kg	
120-12-7	Anthracene	ND	67	17	ug/kg	
56-55-3	Benzo(a)anthracene	ND	13	3.4	ug/kg	
50-32-8	Benzo(a)pyrene	ND	13	3.4	ug/kg	
205-99-2	Benzo(b)fluoranthene	ND	13	3.4	ug/kg	
191-24-2	Benzo(g,h,i)perylene	ND	13	3.4	ug/kg	
207-08-9	Benzo(k)fluoranthene	ND	13	3.4	ug/kg	
218-01-9	Chrysene	ND	13	3.4	ug/kg	
53-70-3	Dibenzo(a,h)anthracene	ND	13	3.4	ug/kg	
206-44-0	Fluoranthene	ND	67	17	ug/kg	
86-73-7	Fluorene	ND	67	27	ug/kg	
193-39-5	Indeno(1,2,3-cd)pyrene	ND	13	3.4	ug/kg	
90-12-0	1-Methylnaphthalene	ND	67	27	ug/kg	
91-57-6	2-Methylnaphthalene	ND	67	27	ug/kg	
91-20-3	Naphthalene	ND	67	27	ug/kg	
85-01-8	Phenanthrene	ND	67	17	ug/kg	
129-00-0	Pyrene	ND	67	17	ug/kg	

CAS No.	Surrogate Recoveries	Run# 1	Run# 2	Limits
4165-60-0	Nitrobenzene-d5	89%		40-105%
321-60-8	2-Fluorobiphenyl	96%		43-107%
1718-51-0	Terphenyl-d14	93%		45-119%

(a) Analysis performed at SGS Accutest, Orlando FL.

ND = Not detected MDL = Method Detection Limit
 RL = Reporting Limit
 E = Indicates value exceeds calibration range

J = Indicates an estimated value
 B = Indicates analyte found in associated method blank
 N = Indicates presumptive evidence of a compound

Report of Analysis

Client Sample ID: E2-7		Date Sampled: 09/06/16
Lab Sample ID: C47015-10		Date Received: 09/08/16
Matrix: SO - Soil		Percent Solids: n/a
Method: SW846 8015C		
Project: Vallico Mall, Wolfe Rd, Cupertino CA		

	File ID	DF	Analyzed	By	Prep Date	Prep Batch	Analytical Batch
Run #1 ^a	UV075801.D	1	09/13/16	AFL	n/a	n/a	F:GUV4035
Run #2							

	Initial Weight	Final Volume	Methanol Aliquot
Run #1	4.58 g	5.0 ml	100 ul
Run #2			

CAS No.	Compound	Result	RL	MDL	Units	Q
	TPH-GRO (C6-C10)	ND	5.5	2.7	mg/kg	

CAS No.	Surrogate Recoveries	Run# 1	Run# 2	Limits
460-00-4	4-Bromofluorobenzene	94%		56-149%
98-08-8	aaa-Trifluorotoluene	95%		66-132%

(a) Sample was received in a bulk container but was not preserved within 48 hours of sampling. Reported results are considered minimum values. Analysis performed at SGS Accutest, Orlando FL.

ND = Not detected MDL = Method Detection Limit

RL = Reporting Limit

E = Indicates value exceeds calibration range

J = Indicates an estimated value

B = Indicates analyte found in associated method blank

N = Indicates presumptive evidence of a compound

Report of Analysis

Client Sample ID: E2-7		
Lab Sample ID: C47015-10		Date Sampled: 09/06/16
Matrix: SO - Soil		Date Received: 09/08/16
Method: SW846 8081B SW846 3546		Percent Solids: n/a
Project: Vallico Mall, Wolfe Rd, Cupertino CA		

	File ID	DF	Analyzed	By	Prep Date	Prep Batch	Analytical Batch
Run #1 ^a	TT379291.D	1	09/13/16	AFL	09/10/16	F:OP61815	F:GTT1859
Run #2							

	Initial Weight	Final Volume
Run #1	15.0 g	5.0 ml
Run #2		

Pesticide PPL List

CAS No.	Compound	Result	RL	MDL	Units	Q
309-00-2	Aldrin	ND	1.7	0.51	ug/kg	
319-84-6	alpha-BHC	ND	1.7	0.51	ug/kg	
319-85-7	beta-BHC	ND	1.7	0.51	ug/kg	
319-86-8	delta-BHC	ND	1.7	0.49	ug/kg	
58-89-9	gamma-BHC (Lindane)	ND	1.7	0.51	ug/kg	
12789-03-6	Chlordane	ND	17	6.7	ug/kg	
60-57-1	Dieldrin	ND	1.7	0.63	ug/kg	
72-54-8	4,4' -DDD	ND	3.3	0.57	ug/kg	
72-55-9	4,4' -DDE	ND	3.3	0.54	ug/kg	
50-29-3	4,4' -DDT	ND	3.3	0.65	ug/kg	
72-20-8	Endrin	ND	3.3	0.62	ug/kg	
1031-07-8	Endosulfan sulfate	ND	3.3	0.62	ug/kg	
7421-93-4	Endrin aldehyde	ND	3.3	0.62	ug/kg	
959-98-8	Endosulfan-I	ND	1.7	0.49	ug/kg	
33213-65-9	Endosulfan-II	ND	1.7	0.62	ug/kg	
76-44-8	Heptachlor	ND	1.7	0.57	ug/kg	
1024-57-3	Heptachlor epoxide	ND	1.7	0.58	ug/kg	
72-43-5	Methoxychlor	ND	3.3	0.86	ug/kg	
8001-35-2	Toxaphene	ND	83	33	ug/kg	

CAS No.	Surrogate Recoveries	Run# 1	Run# 2	Limits
877-09-8	Tetrachloro-m-xylene	126% ^b		50-122%
2051-24-3	Decachlorobiphenyl	88%		50-133%

(a) Analysis performed at SGS Accutest, Orlando FL.

(b) Outside control limits. However, Sample was ND.

ND = Not detected MDL = Method Detection Limit
 RL = Reporting Limit
 E = Indicates value exceeds calibration range

J = Indicates an estimated value
 B = Indicates analyte found in associated method blank
 N = Indicates presumptive evidence of a compound

Report of Analysis

Client Sample ID: E2-7		Date Sampled: 09/06/16
Lab Sample ID: C47015-10		Date Received: 09/08/16
Matrix: SO - Soil		Percent Solids: n/a
Method: SW846 8082A SW846 3546		
Project: Vallico Mall, Wolfe Rd, Cupertino CA		

	File ID	DF	Analyzed	By	Prep Date	Prep Batch	Analytical Batch
Run #1 ^a	ST138366.D	1	09/13/16	AFL	09/10/16	F:OP61816	F:GST3293
Run #2							

	Initial Weight	Final Volume
Run #1	15.0 g	5.0 ml
Run #2		

PCB List

CAS No.	Compound	Result	RL	MDL	Units	Q
12674-11-2	Aroclor 1016	ND	17	6.7	ug/kg	
11104-28-2	Aroclor 1221	ND	17	8.5	ug/kg	
11141-16-5	Aroclor 1232	ND	17	8.3	ug/kg	
53469-21-9	Aroclor 1242	ND	17	6.7	ug/kg	
12672-29-6	Aroclor 1248	ND	17	6.7	ug/kg	
11097-69-1	Aroclor 1254	ND	17	8.0	ug/kg	
11096-82-5	Aroclor 1260	ND	17	6.7	ug/kg	

CAS No.	Surrogate Recoveries	Run# 1	Run# 2	Limits
877-09-8	Tetrachloro-m-xylene	90%		44-126%
2051-24-3	Decachlorobiphenyl	95%		41-145%

(a) Analysis performed at SGS Accutest, Orlando FL.

ND = Not detected MDL = Method Detection Limit
 RL = Reporting Limit
 E = Indicates value exceeds calibration range

J = Indicates an estimated value
 B = Indicates analyte found in associated method blank
 N = Indicates presumptive evidence of a compound

Report of Analysis

Client Sample ID: E2-7	Date Sampled: 09/06/16
Lab Sample ID: C47015-10	Date Received: 09/08/16
Matrix: SO - Soil	Percent Solids: n/a
Method: SW846 8015C SW846 3550C	
Project: Vallico Mall, Wolfe Rd, Cupertino CA	

	File ID	DF	Analyzed	By	Prep Date	Prep Batch	Analytical Batch
Run #1 ^a	JR002597.D	1	09/13/16	AFL	09/09/16	F:OP61813	F:GJR96
Run #2							

	Initial Weight	Final Volume
Run #1	19.5 g	1.0 ml
Run #2		

TPH Extractable

CAS No.	Compound	Result	RL	MDL	Units	Q
	TPH (C10-C28)	ND	5.1	2.6	mg/kg	
	TPH (> C28-C40)	ND	5.1	2.6	mg/kg	

CAS No.	Surrogate Recoveries	Run# 1	Run# 2	Limits
84-15-1	o-Terphenyl	84%		56-122%

(a) Analysis performed at SGS Accutest, Orlando FL.

ND = Not detected MDL = Method Detection Limit
 RL = Reporting Limit
 E = Indicates value exceeds calibration range

J = Indicates an estimated value
 B = Indicates analyte found in associated method blank
 N = Indicates presumptive evidence of a compound

Report of Analysis

Client Sample ID: E2-7	Date Sampled: 09/06/16
Lab Sample ID: C47015-10	Date Received: 09/08/16
Matrix: SO - Soil	Percent Solids: n/a
Project: Vallico Mall, Wolfe Rd, Cupertino CA	

Metals Analysis

Analyte	Result	RL	Units	DF	Prep	Analyzed By	Method	Prep Method
Antimony ^a	< 4.6	4.6	mg/kg	5	09/09/16	09/12/16	AFL SW846 6010C ²	SW846 3050B ³
Arsenic ^a	3.0	2.3	mg/kg	5	09/09/16	09/12/16	AFL SW846 6010C ²	SW846 3050B ³
Barium ^a	128	46	mg/kg	5	09/09/16	09/12/16	AFL SW846 6010C ²	SW846 3050B ³
Beryllium ^a	< 1.1	1.1	mg/kg	5	09/09/16	09/12/16	AFL SW846 6010C ²	SW846 3050B ³
Cadmium ^a	< 0.92	0.92	mg/kg	5	09/09/16	09/12/16	AFL SW846 6010C ²	SW846 3050B ³
Chromium ^a	67.7	2.3	mg/kg	5	09/09/16	09/12/16	AFL SW846 6010C ²	SW846 3050B ³
Cobalt ^a	16.1	11	mg/kg	5	09/09/16	09/12/16	AFL SW846 6010C ²	SW846 3050B ³
Copper ^a	35.0	5.7	mg/kg	5	09/09/16	09/12/16	AFL SW846 6010C ²	SW846 3050B ³
Lead ^a	7.6	4.6	mg/kg	5	09/09/16	09/12/16	AFL SW846 6010C ²	SW846 3050B ³
Mercury ^b	0.093	0.039	mg/kg	1	09/12/16	09/12/16	AFL SW846 7471B ¹	SW846 7471B ⁴
Molybdenum ^a	< 11	11	mg/kg	5	09/09/16	09/12/16	AFL SW846 6010C ²	SW846 3050B ³
Nickel ^a	90.8	9.2	mg/kg	5	09/09/16	09/12/16	AFL SW846 6010C ²	SW846 3050B ³
Selenium ^a	< 4.6	4.6	mg/kg	5	09/09/16	09/12/16	AFL SW846 6010C ²	SW846 3050B ³
Silver ^a	< 2.3	2.3	mg/kg	5	09/09/16	09/12/16	AFL SW846 6010C ²	SW846 3050B ³
Thallium ^a	< 2.3	2.3	mg/kg	5	09/09/16	09/12/16	AFL SW846 6010C ²	SW846 3050B ³
Vanadium ^a	44.5	11	mg/kg	5	09/09/16	09/12/16	AFL SW846 6010C ²	SW846 3050B ³
Zinc ^a	56.5	4.6	mg/kg	5	09/09/16	09/12/16	AFL SW846 6010C ²	SW846 3050B ³

(1) Instrument QC Batch: F:MA13398

(2) Instrument QC Batch: F:MA13399

(3) Prep QC Batch: F:MP30813

(4) Prep QC Batch: F:MP30816

(a) Sample dilution required due to difficult matrix. Analysis performed at SGS Accutest, Orlando FL.

(b) Analysis performed at SGS Accutest, Orlando FL.

RL = Reporting Limit

Report of Analysis

Client Sample ID:	E3-1	Date Sampled:	09/06/16
Lab Sample ID:	C47015-11	Date Received:	09/08/16
Matrix:	SO - Soil	Percent Solids:	n/a
Method:	SW846 8260B		
Project:	Vallico Mall, Wolfe Rd, Cupertino CA		

	File ID	DF	Analyzed	By	Prep Date	Prep Batch	Analytical Batch
Run #1 ^a	F0079478.D	1	09/10/16	AFL	n/a	n/a	F:VF2731
Run #2							

	Initial Weight	Final Volume
Run #1	4.60 g	5.0 ml
Run #2		

VOA 8260 List

CAS No.	Compound	Result	RL	MDL	Units	Q
67-64-1	Acetone	ND	54	11	ug/kg	
71-43-2	Benzene	ND	5.4	1.4	ug/kg	
108-86-1	Bromobenzene	ND	5.4	1.3	ug/kg	
74-97-5	Bromochloromethane	ND	5.4	1.2	ug/kg	
75-27-4	Bromodichloromethane	ND	5.4	1.1	ug/kg	
75-25-2	Bromoform	ND	5.4	1.1	ug/kg	
78-93-3	2-Butanone (MEK)	ND	27	9.9	ug/kg	
104-51-8	n-Butylbenzene	ND	5.4	1.1	ug/kg	
135-98-8	sec-Butylbenzene	ND	5.4	1.1	ug/kg	
98-06-6	tert-Butylbenzene	ND	5.4	1.1	ug/kg	
56-23-5	Carbon Tetrachloride	ND	5.4	1.9	ug/kg	
108-90-7	Chlorobenzene	ND	5.4	1.1	ug/kg	
75-00-3	Chloroethane	ND	5.4	2.2	ug/kg	
67-66-3	Chloroform	ND	5.4	1.3	ug/kg	
95-49-8	o-Chlorotoluene	ND	5.4	1.1	ug/kg	
106-43-4	p-Chlorotoluene	ND	5.4	1.1	ug/kg	
124-48-1	Dibromochloromethane	ND	5.4	1.1	ug/kg	
96-12-8	1,2-Dibromo-3-chloropropane	ND	5.4	2.4	ug/kg	
106-93-4	1,2-Dibromoethane	ND	5.4	1.1	ug/kg	
75-71-8	Dichlorodifluoromethane	ND	5.4	2.7	ug/kg	
95-50-1	1,2-Dichlorobenzene	ND	5.4	1.1	ug/kg	
541-73-1	1,3-Dichlorobenzene	ND	5.4	1.1	ug/kg	
106-46-7	1,4-Dichlorobenzene	ND	5.4	1.1	ug/kg	
75-34-3	1,1-Dichloroethane	ND	5.4	1.8	ug/kg	
107-06-2	1,2-Dichloroethane	ND	5.4	1.1	ug/kg	
75-35-4	1,1-Dichloroethylene	ND	5.4	1.1	ug/kg	
156-59-2	cis-1,2-Dichloroethylene	ND	5.4	1.3	ug/kg	
156-60-5	trans-1,2-Dichloroethylene	ND	5.4	1.7	ug/kg	
78-87-5	1,2-Dichloropropane	ND	5.4	1.7	ug/kg	
142-28-9	1,3-Dichloropropane	ND	5.4	1.1	ug/kg	
594-20-7	2,2-Dichloropropane	ND	5.4	1.1	ug/kg	
563-58-6	1,1-Dichloropropene	ND	5.4	1.4	ug/kg	

ND = Not detected MDL = Method Detection Limit

RL = Reporting Limit

E = Indicates value exceeds calibration range

J = Indicates an estimated value

B = Indicates analyte found in associated method blank

N = Indicates presumptive evidence of a compound

Report of Analysis

Client Sample ID:	E3-1	Date Sampled:	09/06/16
Lab Sample ID:	C47015-11	Date Received:	09/08/16
Matrix:	SO - Soil	Percent Solids:	n/a
Method:	SW846 8260B		
Project:	Vallico Mall, Wolfe Rd, Cupertino CA		

VOA 8260 List

CAS No.	Compound	Result	RL	MDL	Units	Q
10061-01-5	cis-1,3-Dichloropropene	ND	5.4	2.1	ug/kg	
10061-02-6	trans-1,3-Dichloropropene	ND	5.4	1.1	ug/kg	
108-20-3	Di-Isopropyl Ether	ND	5.4	1.3	ug/kg	
100-41-4	Ethylbenzene	ND	5.4	1.2	ug/kg	
637-92-3	Ethyl Tert Butyl Ether	ND	5.4	1.4	ug/kg	
87-68-3	Hexachlorobutadiene	ND	5.4	2.4	ug/kg	
591-78-6	2-Hexanone	ND	27	9.5	ug/kg	
98-82-8	Isopropylbenzene	ND	5.4	1.5	ug/kg	
99-87-6	p-Isopropyltoluene	ND	5.4	1.1	ug/kg	
74-83-9	Methyl Bromide	ND	5.4	2.8	ug/kg	
74-87-3	Methyl Chloride	ND	5.4	2.6	ug/kg	
74-95-3	Methylene Bromide	ND	5.4	2.0	ug/kg	
75-09-2	Methylene Chloride	ND	11	4.3	ug/kg	
108-10-1	4-Methyl-2-pentanone (MIBK)	ND	27	12	ug/kg	
1634-04-4	Methyl Tert Butyl Ether	ND	5.4	1.2	ug/kg	
91-20-3	Naphthalene	ND	5.4	2.2	ug/kg	
103-65-1	n-Propylbenzene	ND	5.4	1.3	ug/kg	
100-42-5	Styrene	ND	5.4	1.1	ug/kg	
994-05-8	Tert-Amyl Methyl Ether	ND	5.4	1.5	ug/kg	
75-65-0	Tert-Butyl Alcohol	ND	54	15	ug/kg	
630-20-6	1,1,1,2-Tetrachloroethane	ND	5.4	1.2	ug/kg	
79-34-5	1,1,2,2-Tetrachloroethane	ND	5.4	2.4	ug/kg	
127-18-4	Tetrachloroethylene	ND	5.4	1.4	ug/kg	
108-88-3	Toluene	ND	5.4	1.2	ug/kg	
87-61-6	1,2,3-Trichlorobenzene	ND	5.4	2.2	ug/kg	
120-82-1	1,2,4-Trichlorobenzene	ND	5.4	1.6	ug/kg	
71-55-6	1,1,1-Trichloroethane	ND	5.4	1.1	ug/kg	
79-00-5	1,1,2-Trichloroethane	ND	5.4	2.0	ug/kg	
79-01-6	Trichloroethylene	ND	5.4	1.3	ug/kg	
75-69-4	Trichlorofluoromethane	ND	5.4	2.0	ug/kg	
96-18-4	1,2,3-Trichloropropane	ND	5.4	1.8	ug/kg	
95-63-6	1,2,4-Trimethylbenzene	ND	5.4	1.1	ug/kg	
108-67-8	1,3,5-Trimethylbenzene	ND	5.4	1.1	ug/kg	
75-01-4	Vinyl Chloride	ND	5.4	1.8	ug/kg	
1330-20-7	Xylene (total)	ND	16	3.1	ug/kg	

CAS No.	Surrogate Recoveries	Run# 1	Run# 2	Limits
1868-53-7	Dibromofluoromethane	117%		75-124%
17060-07-0	1,2-Dichloroethane-D4	126%		72-135%

ND = Not detected MDL = Method Detection Limit
 RL = Reporting Limit
 E = Indicates value exceeds calibration range

J = Indicates an estimated value
 B = Indicates analyte found in associated method blank
 N = Indicates presumptive evidence of a compound

Report of Analysis

Client Sample ID: E3-1	Date Sampled: 09/06/16
Lab Sample ID: C47015-11	Date Received: 09/08/16
Matrix: SO - Soil	Percent Solids: n/a
Method: SW846 8260B	
Project: Vallico Mall, Wolfe Rd, Cupertino CA	

VOA 8260 List

CAS No.	Surrogate Recoveries	Run# 1	Run# 2	Limits
2037-26-5	Toluene-D8	92%		75-126%
460-00-4	4-Bromofluorobenzene	96%		71-133%

(a) Sample was received in a bulk container but was not preserved within 48 hours of sampling. Reported results are considered minimum values. Analysis performed at SGS Accutest, Orlando FL.

ND = Not detected MDL = Method Detection Limit
 RL = Reporting Limit
 E = Indicates value exceeds calibration range

J = Indicates an estimated value
 B = Indicates analyte found in associated method blank
 N = Indicates presumptive evidence of a compound

Report of Analysis

Client Sample ID:	E3-1	Date Sampled:	09/06/16
Lab Sample ID:	C47015-11	Date Received:	09/08/16
Matrix:	SO - Soil	Percent Solids:	n/a
Method:	SW846 8270D SW846 3550C		
Project:	Vallico Mall, Wolfe Rd, Cupertino CA		

	File ID	DF	Analyzed	By	Prep Date	Prep Batch	Analytical Batch
Run #1 ^a	X048982.D	1	09/12/16	AFL	09/09/16	F:OP61812	F:SX2120
Run #2							

	Initial Weight	Final Volume
Run #1	30.5 g	1.0 ml
Run #2		

ABN Full List w/o PAHs

CAS No.	Compound	Result	RL	MDL	Units	Q
65-85-0	Benzoic Acid	ND	820	160	ug/kg	
59-50-7	4-Chloro-3-methyl Phenol	ND	160	25	ug/kg	
95-57-8	2-Chlorophenol	ND	160	21	ug/kg	
120-83-2	2,4-Dichlorophenol	ND	160	23	ug/kg	
105-67-9	2,4-Dimethylphenol	ND	160	20	ug/kg	
51-28-5	2,4-Dinitrophenol	ND	820	160	ug/kg	
534-52-1	4,6-Dinitro-o-cresol	ND	330	66	ug/kg	
95-48-7	2-Methylphenol	ND	160	18	ug/kg	
	3&4-Methylphenol	ND	160	39	ug/kg	
88-75-5	2-Nitrophenol	ND	160	20	ug/kg	
100-02-7	4-Nitrophenol	ND	820	130	ug/kg	
87-86-5	Pentachlorophenol	ND	820	130	ug/kg	
108-95-2	Phenol	ND	160	19	ug/kg	
95-95-4	2,4,5-Trichlorophenol	ND	160	17	ug/kg	
88-06-2	2,4,6-Trichlorophenol	ND	160	20	ug/kg	
62-53-3	Aniline	ND	160	33	ug/kg	
92-87-5	Benzidine ^b	ND	1600	330	ug/kg	
100-51-6	Benzyl Alcohol	ND	160	22	ug/kg	
101-55-3	4-Bromophenyl phenyl ether	ND	160	19	ug/kg	
85-68-7	Butyl benzyl phthalate	ND	160	33	ug/kg	
86-74-8	Carbazole	ND	160	19	ug/kg	
106-47-8	4-Chloroaniline	ND	160	23	ug/kg	
111-91-1	bis(2-Chloroethoxy)methane	ND	160	25	ug/kg	
111-44-4	bis(2-Chloroethyl)ether	ND	160	29	ug/kg	
108-60-1	bis(2-Chloroisopropyl)ether	ND	160	24	ug/kg	
91-58-7	2-Chloronaphthalene	ND	160	23	ug/kg	
7005-72-3	4-Chlorophenyl phenyl ether	ND	160	21	ug/kg	
132-64-9	Dibenzofuran	ND	160	21	ug/kg	
95-50-1	1,2-Dichlorobenzene	ND	160	16	ug/kg	
541-73-1	1,3-Dichlorobenzene	ND	160	18	ug/kg	
106-46-7	1,4-Dichlorobenzene	ND	160	20	ug/kg	
91-94-1	3,3'-Dichlorobenzidine	ND	160	18	ug/kg	

ND = Not detected MDL = Method Detection Limit

RL = Reporting Limit

E = Indicates value exceeds calibration range

J = Indicates an estimated value

B = Indicates analyte found in associated method blank

N = Indicates presumptive evidence of a compound

Report of Analysis

Client Sample ID: E3-1		Date Sampled: 09/06/16
Lab Sample ID: C47015-11		Date Received: 09/08/16
Matrix: SO - Soil		Percent Solids: n/a
Method: SW846 8270D SW846 3550C		
Project: Vallico Mall, Wolfe Rd, Cupertino CA		

ABN Full List w/o PAHs

CAS No.	Compound	Result	RL	MDL	Units	Q
84-66-2	Diethyl Phthalate	ND	330	33	ug/kg	
131-11-3	Dimethyl Phthalate	ND	160	33	ug/kg	
117-84-0	Di-n-octyl Phthalate	ND	160	33	ug/kg	
84-74-2	Di-n-butyl Phthalate	ND	330	66	ug/kg	
121-14-2	2,4-Dinitrotoluene	ND	160	16	ug/kg	
606-20-2	2,6-Dinitrotoluene	ND	160	21	ug/kg	
122-66-7	1,2-Diphenylhydrazine	ND	160	27	ug/kg	
117-81-7	bis(2-Ethylhexyl)phthalate	ND	330	33	ug/kg	
118-74-1	Hexachlorobenzene	ND	160	20	ug/kg	
87-68-3	Hexachlorobutadiene	ND	160	18	ug/kg	
77-47-4	Hexachlorocyclopentadiene	ND	160	33	ug/kg	
67-72-1	Hexachloroethane	ND	160	19	ug/kg	
78-59-1	Isophorone	ND	160	17	ug/kg	
88-74-4	2-Nitroaniline	ND	160	28	ug/kg	
99-09-2	3-Nitroaniline	ND	160	28	ug/kg	
100-01-6	4-Nitroaniline	ND	160	28	ug/kg	
98-95-3	Nitrobenzene	ND	160	22	ug/kg	
62-75-9	N-Nitrosodimethylamine	ND	160	40	ug/kg	
621-64-7	N-Nitrosodi-n-propylamine	ND	160	17	ug/kg	
86-30-6	N-Nitrosodiphenylamine	ND	160	31	ug/kg	
110-86-1	Pyridine	ND	330	33	ug/kg	
120-82-1	1,2,4-Trichlorobenzene	ND	160	20	ug/kg	

CAS No.	Surrogate Recoveries	Run# 1	Run# 2	Limits
367-12-4	2-Fluorophenol	73%		40-102%
4165-62-2	Phenol-d5	79%		41-100%
118-79-6	2,4,6-Tribromophenol	69%		42-108%
4165-60-0	Nitrobenzene-d5	70%		40-105%
321-60-8	2-Fluorobiphenyl	75%		43-107%
1718-51-0	Terphenyl-d14	88%		45-119%

(a) Analysis performed at SGS Accutest, Orlando FL.

(b) Associated ICV outside control limits.

ND = Not detected MDL = Method Detection Limit
 RL = Reporting Limit
 E = Indicates value exceeds calibration range

J = Indicates an estimated value
 B = Indicates analyte found in associated method blank
 N = Indicates presumptive evidence of a compound

Report of Analysis

Client Sample ID:	E3-1	Date Sampled:	09/06/16
Lab Sample ID:	C47015-11	Date Received:	09/08/16
Matrix:	SO - Soil	Percent Solids:	n/a
Method:	SW846 8270D BY SIM SW846 3546		
Project:	Vallico Mall, Wolfe Rd, Cupertino CA		

	File ID	DF	Analyzed	By	Prep Date	Prep Batch	Analytical Batch
Run #1 ^a	W094932.D	1	09/13/16	AFL	09/10/16	F:OP61814	F:SW4253
Run #2							

	Initial Weight	Final Volume
Run #1	15.4 g	1.0 ml
Run #2		

BN PAH List

CAS No.	Compound	Result	RL	MDL	Units	Q
83-32-9	Acenaphthene	ND	65	26	ug/kg	
208-96-8	Acenaphthylene	ND	65	26	ug/kg	
120-12-7	Anthracene	ND	65	16	ug/kg	
56-55-3	Benzo(a)anthracene	ND	13	3.2	ug/kg	
50-32-8	Benzo(a)pyrene	ND	13	3.2	ug/kg	
205-99-2	Benzo(b)fluoranthene	ND	13	3.2	ug/kg	
191-24-2	Benzo(g,h,i)perylene	ND	13	3.2	ug/kg	
207-08-9	Benzo(k)fluoranthene	ND	13	3.2	ug/kg	
218-01-9	Chrysene	ND	13	3.2	ug/kg	
53-70-3	Dibenzo(a,h)anthracene	ND	13	3.2	ug/kg	
206-44-0	Fluoranthene	ND	65	16	ug/kg	
86-73-7	Fluorene	ND	65	26	ug/kg	
193-39-5	Indeno(1,2,3-cd)pyrene	ND	13	3.2	ug/kg	
90-12-0	1-Methylnaphthalene	ND	65	26	ug/kg	
91-57-6	2-Methylnaphthalene	ND	65	26	ug/kg	
91-20-3	Naphthalene	ND	65	26	ug/kg	
85-01-8	Phenanthrene	ND	65	16	ug/kg	
129-00-0	Pyrene	ND	65	16	ug/kg	

CAS No.	Surrogate Recoveries	Run# 1	Run# 2	Limits
4165-60-0	Nitrobenzene-d5	73%		40-105%
321-60-8	2-Fluorobiphenyl	65%		43-107%
1718-51-0	Terphenyl-d14	74%		45-119%

(a) Analysis performed at SGS Accutest, Orlando FL.

ND = Not detected MDL = Method Detection Limit
 RL = Reporting Limit
 E = Indicates value exceeds calibration range

J = Indicates an estimated value
 B = Indicates analyte found in associated method blank
 N = Indicates presumptive evidence of a compound

Report of Analysis

Client Sample ID:	E3-1	Date Sampled:	09/06/16
Lab Sample ID:	C47015-11	Date Received:	09/08/16
Matrix:	SO - Soil	Percent Solids:	n/a
Method:	SW846 8015C		
Project:	Vallico Mall, Wolfe Rd, Cupertino CA		

	File ID	DF	Analyzed	By	Prep Date	Prep Batch	Analytical Batch
Run #1 ^a	UV075802.D	1	09/13/16	AFL	n/a	n/a	F:GUV4035
Run #2							

	Initial Weight	Final Volume	Methanol Aliquot
Run #1	4.52 g	5.0 ml	100 ul
Run #2			

CAS No.	Compound	Result	RL	MDL	Units	Q
	TPH-GRO (C6-C10)	ND	5.5	2.8	mg/kg	

CAS No.	Surrogate Recoveries	Run# 1	Run# 2	Limits
460-00-4	4-Bromofluorobenzene	94%		56-149%
98-08-8	aaa-Trifluorotoluene	94%		66-132%

(a) Sample was received in a bulk container but was not preserved within 48 hours of sampling. Reported results are considered minimum values. Analysis performed at SGS Accutest, Orlando FL.

ND = Not detected MDL = Method Detection Limit
 RL = Reporting Limit
 E = Indicates value exceeds calibration range

J = Indicates an estimated value
 B = Indicates analyte found in associated method blank
 N = Indicates presumptive evidence of a compound

Report of Analysis

Client Sample ID: E3-1		Date Sampled: 09/06/16
Lab Sample ID: C47015-11		Date Received: 09/08/16
Matrix: SO - Soil		Percent Solids: n/a
Method: SW846 8081B SW846 3546		
Project: Vallico Mall, Wolfe Rd, Cupertino CA		

	File ID	DF	Analyzed	By	Prep Date	Prep Batch	Analytical Batch
Run #1 ^a	TT379329.D	1	09/13/16	AFL	09/10/16	F:OP61815	F:GTT1860
Run #2 ^a	TT379323.D	10	09/13/16	AFL	09/10/16	F:OP61815	F:GTT1860

	Initial Weight	Final Volume
Run #1	15.1 g	5.0 ml
Run #2	15.1 g	5.0 ml

Pesticide PPL List

CAS No.	Compound	Result	RL	MDL	Units	Q
309-00-2	Aldrin	ND	1.7	0.50	ug/kg	
319-84-6	alpha-BHC	ND	1.7	0.51	ug/kg	
319-85-7	beta-BHC	ND	1.7	0.51	ug/kg	
319-86-8	delta-BHC	ND	1.7	0.48	ug/kg	
58-89-9	gamma-BHC (Lindane)	ND	1.7	0.51	ug/kg	
12789-03-6	Chlordane	ND	17	6.6	ug/kg	
60-57-1	Dieldrin	ND	1.7	0.62	ug/kg	
72-54-8	4,4' -DDD	ND	3.3	0.57	ug/kg	
72-55-9	4,4' -DDE	ND	3.3	0.53	ug/kg	
50-29-3	4,4' -DDT	ND	3.3	0.65	ug/kg	
72-20-8	Endrin	ND	3.3	0.62	ug/kg	
1031-07-8	Endosulfan sulfate	ND	3.3	0.62	ug/kg	
7421-93-4	Endrin aldehyde	ND	3.3	0.62	ug/kg	
959-98-8	Endosulfan-I	ND	1.7	0.48	ug/kg	
33213-65-9	Endosulfan-II	ND	1.7	0.61	ug/kg	
76-44-8	Heptachlor	ND	1.7	0.56	ug/kg	
1024-57-3	Heptachlor epoxide	ND	1.7	0.58	ug/kg	
72-43-5	Methoxychlor	ND ^b	33	8.5	ug/kg	
8001-35-2	Toxaphene	ND	83	33	ug/kg	

CAS No.	Surrogate Recoveries	Run# 1	Run# 2	Limits
877-09-8	Tetrachloro-m-xylene	127% ^c	121%	50-122%
2051-24-3	Decachlorobiphenyl	68%	84%	50-133%

(a) Analysis performed at SGS Accutest, Orlando FL.

(b) Result is from Run# 2

(c) Outside control limits. However, Sample was ND.

ND = Not detected MDL = Method Detection Limit
 RL = Reporting Limit
 E = Indicates value exceeds calibration range

J = Indicates an estimated value
 B = Indicates analyte found in associated method blank
 N = Indicates presumptive evidence of a compound

Report of Analysis

Client Sample ID: E3-1		Date Sampled: 09/06/16
Lab Sample ID: C47015-11		Date Received: 09/08/16
Matrix: SO - Soil		Percent Solids: n/a
Method: SW846 8082A SW846 3546		
Project: Vallico Mall, Wolfe Rd, Cupertino CA		

	File ID	DF	Analyzed	By	Prep Date	Prep Batch	Analytical Batch
Run #1 ^a	ST138367.D	1	09/13/16	AFL	09/10/16	F:OP61816	F:GST3293
Run #2							

	Initial Weight	Final Volume
Run #1	15.1 g	5.0 ml
Run #2		

PCB List

CAS No.	Compound	Result	RL	MDL	Units	Q
12674-11-2	Aroclor 1016	ND	17	6.6	ug/kg	
11104-28-2	Aroclor 1221	ND	17	8.4	ug/kg	
11141-16-5	Aroclor 1232	ND	17	8.3	ug/kg	
53469-21-9	Aroclor 1242	ND	17	6.6	ug/kg	
12672-29-6	Aroclor 1248	ND	17	6.6	ug/kg	
11097-69-1	Aroclor 1254	ND	17	7.9	ug/kg	
11096-82-5	Aroclor 1260	ND	17	6.6	ug/kg	

CAS No.	Surrogate Recoveries	Run# 1	Run# 2	Limits
877-09-8	Tetrachloro-m-xylene	88%		44-126%
2051-24-3	Decachlorobiphenyl	96%		41-145%

(a) Analysis performed at SGS Accutest, Orlando FL.

ND = Not detected MDL = Method Detection Limit
 RL = Reporting Limit
 E = Indicates value exceeds calibration range

J = Indicates an estimated value
 B = Indicates analyte found in associated method blank
 N = Indicates presumptive evidence of a compound

Report of Analysis

Client Sample ID: E3-1	Date Sampled: 09/06/16
Lab Sample ID: C47015-11	Date Received: 09/08/16
Matrix: SO - Soil	Percent Solids: n/a
Method: SW846 8015C SW846 3550C	
Project: Vallico Mall, Wolfe Rd, Cupertino CA	

	File ID	DF	Analyzed	By	Prep Date	Prep Batch	Analytical Batch
Run #1 ^a	JR002598.D	1	09/13/16	AFL	09/09/16	F:OP61813	F:GJR96
Run #2							

	Initial Weight	Final Volume
Run #1	19.9 g	1.0 ml
Run #2		

TPH Extractable

CAS No.	Compound	Result	RL	MDL	Units	Q
	TPH (C10-C28)	ND	5.0	2.5	mg/kg	
	TPH (> C28-C40)	6.52	5.0	2.5	mg/kg	

CAS No.	Surrogate Recoveries	Run# 1	Run# 2	Limits
84-15-1	o-Terphenyl	64%		56-122%

(a) Analysis performed at SGS Accutest, Orlando FL.

ND = Not detected MDL = Method Detection Limit
 RL = Reporting Limit
 E = Indicates value exceeds calibration range

J = Indicates an estimated value
 B = Indicates analyte found in associated method blank
 N = Indicates presumptive evidence of a compound

Report of Analysis

Client Sample ID: E3-1	Date Sampled: 09/06/16
Lab Sample ID: C47015-11	Date Received: 09/08/16
Matrix: SO - Soil	Percent Solids: n/a
Project: Vallico Mall, Wolfe Rd, Cupertino CA	

Metals Analysis

Analyte	Result	RL	Units	DF	Prep	Analyzed By	Method	Prep Method
Antimony ^a	< 3.5	3.5	mg/kg	5	09/09/16	09/12/16	AFL SW846 6010C ²	SW846 3050B ³
Arsenic ^a	3.2	1.8	mg/kg	5	09/09/16	09/12/16	AFL SW846 6010C ²	SW846 3050B ³
Barium ^a	152	35	mg/kg	5	09/09/16	09/12/16	AFL SW846 6010C ²	SW846 3050B ³
Beryllium ^a	< 0.88	0.88	mg/kg	5	09/09/16	09/12/16	AFL SW846 6010C ²	SW846 3050B ³
Cadmium ^a	< 0.70	0.70	mg/kg	5	09/09/16	09/12/16	AFL SW846 6010C ²	SW846 3050B ³
Chromium ^a	62.0	1.8	mg/kg	5	09/09/16	09/12/16	AFL SW846 6010C ²	SW846 3050B ³
Cobalt ^a	14.2	8.8	mg/kg	5	09/09/16	09/12/16	AFL SW846 6010C ²	SW846 3050B ³
Copper ^a	29.6	4.4	mg/kg	5	09/09/16	09/12/16	AFL SW846 6010C ²	SW846 3050B ³
Lead ^a	8.1	3.5	mg/kg	5	09/09/16	09/12/16	AFL SW846 6010C ²	SW846 3050B ³
Mercury ^b	0.042	0.038	mg/kg	1	09/12/16	09/12/16	AFL SW846 7471B ¹	SW846 7471B ⁴
Molybdenum ^a	< 8.8	8.8	mg/kg	5	09/09/16	09/12/16	AFL SW846 6010C ²	SW846 3050B ³
Nickel ^a	70.9	7.0	mg/kg	5	09/09/16	09/12/16	AFL SW846 6010C ²	SW846 3050B ³
Selenium ^a	< 3.5	3.5	mg/kg	5	09/09/16	09/12/16	AFL SW846 6010C ²	SW846 3050B ³
Silver ^a	< 1.8	1.8	mg/kg	5	09/09/16	09/12/16	AFL SW846 6010C ²	SW846 3050B ³
Thallium ^a	< 1.8	1.8	mg/kg	5	09/09/16	09/12/16	AFL SW846 6010C ²	SW846 3050B ³
Vanadium ^a	47.2	8.8	mg/kg	5	09/09/16	09/12/16	AFL SW846 6010C ²	SW846 3050B ³
Zinc ^a	55.2	3.5	mg/kg	5	09/09/16	09/12/16	AFL SW846 6010C ²	SW846 3050B ³

(1) Instrument QC Batch: F:MA13398

(2) Instrument QC Batch: F:MA13399

(3) Prep QC Batch: F:MP30813

(4) Prep QC Batch: F:MP30816

(a) Sample dilution required due to difficult matrix. Analysis performed at SGS Accutest, Orlando FL.

(b) Analysis performed at SGS Accutest, Orlando FL.

RL = Reporting Limit

Report of Analysis

Client Sample ID:	E3-2	Date Sampled:	09/06/16
Lab Sample ID:	C47015-12	Date Received:	09/08/16
Matrix:	SO - Soil	Percent Solids:	n/a
Method:	SW846 8260B		
Project:	Vallico Mall, Wolfe Rd, Cupertino CA		

	File ID	DF	Analyzed	By	Prep Date	Prep Batch	Analytical Batch
Run #1 ^a	F0079479.D	1	09/10/16	AFL	n/a	n/a	F:VF2731
Run #2							

	Initial Weight	Final Volume
Run #1	4.84 g	5.0 ml
Run #2		

VOA 8260 List

CAS No.	Compound	Result	RL	MDL	Units	Q
67-64-1	Acetone	95.1	52	11	ug/kg	
71-43-2	Benzene	ND	5.2	1.3	ug/kg	
108-86-1	Bromobenzene	ND	5.2	1.3	ug/kg	
74-97-5	Bromochloromethane	ND	5.2	1.1	ug/kg	
75-27-4	Bromodichloromethane	ND	5.2	1.0	ug/kg	
75-25-2	Bromoform	ND	5.2	1.0	ug/kg	
78-93-3	2-Butanone (MEK)	15.1	26	9.4	ug/kg	J
104-51-8	n-Butylbenzene	ND	5.2	1.0	ug/kg	
135-98-8	sec-Butylbenzene	ND	5.2	1.0	ug/kg	
98-06-6	tert-Butylbenzene	ND	5.2	1.0	ug/kg	
56-23-5	Carbon Tetrachloride	ND	5.2	1.8	ug/kg	
108-90-7	Chlorobenzene	ND	5.2	1.0	ug/kg	
75-00-3	Chloroethane	ND	5.2	2.1	ug/kg	
67-66-3	Chloroform	ND	5.2	1.3	ug/kg	
95-49-8	o-Chlorotoluene	ND	5.2	1.0	ug/kg	
106-43-4	p-Chlorotoluene	ND	5.2	1.0	ug/kg	
124-48-1	Dibromochloromethane	ND	5.2	1.0	ug/kg	
96-12-8	1,2-Dibromo-3-chloropropane	ND	5.2	2.3	ug/kg	
106-93-4	1,2-Dibromoethane	ND	5.2	1.0	ug/kg	
75-71-8	Dichlorodifluoromethane	ND	5.2	2.6	ug/kg	
95-50-1	1,2-Dichlorobenzene	ND	5.2	1.0	ug/kg	
541-73-1	1,3-Dichlorobenzene	ND	5.2	1.0	ug/kg	
106-46-7	1,4-Dichlorobenzene	ND	5.2	1.1	ug/kg	
75-34-3	1,1-Dichloroethane	ND	5.2	1.7	ug/kg	
107-06-2	1,2-Dichloroethane	ND	5.2	1.0	ug/kg	
75-35-4	1,1-Dichloroethylene	ND	5.2	1.0	ug/kg	
156-59-2	cis-1,2-Dichloroethylene	ND	5.2	1.2	ug/kg	
156-60-5	trans-1,2-Dichloroethylene	ND	5.2	1.6	ug/kg	
78-87-5	1,2-Dichloropropane	ND	5.2	1.6	ug/kg	
142-28-9	1,3-Dichloropropane	ND	5.2	1.0	ug/kg	
594-20-7	2,2-Dichloropropane	ND	5.2	1.0	ug/kg	
563-58-6	1,1-Dichloropropene	ND	5.2	1.3	ug/kg	

ND = Not detected MDL = Method Detection Limit

RL = Reporting Limit

E = Indicates value exceeds calibration range

J = Indicates an estimated value

B = Indicates analyte found in associated method blank

N = Indicates presumptive evidence of a compound

Report of Analysis

Client Sample ID:	E3-2	Date Sampled:	09/06/16
Lab Sample ID:	C47015-12	Date Received:	09/08/16
Matrix:	SO - Soil	Percent Solids:	n/a
Method:	SW846 8260B		
Project:	Vallico Mall, Wolfe Rd, Cupertino CA		

VOA 8260 List

CAS No.	Compound	Result	RL	MDL	Units	Q
10061-01-5	cis-1,3-Dichloropropene	ND	5.2	2.0	ug/kg	
10061-02-6	trans-1,3-Dichloropropene	ND	5.2	1.0	ug/kg	
108-20-3	Di-Isopropyl Ether	ND	5.2	1.2	ug/kg	
100-41-4	Ethylbenzene	ND	5.2	1.1	ug/kg	
637-92-3	Ethyl Tert Butyl Ether	ND	5.2	1.3	ug/kg	
87-68-3	Hexachlorobutadiene	ND	5.2	2.3	ug/kg	
591-78-6	2-Hexanone	ND	26	9.0	ug/kg	
98-82-8	Isopropylbenzene	ND	5.2	1.5	ug/kg	
99-87-6	p-Isopropyltoluene	ND	5.2	1.0	ug/kg	
74-83-9	Methyl Bromide	ND	5.2	2.7	ug/kg	
74-87-3	Methyl Chloride	ND	5.2	2.5	ug/kg	
74-95-3	Methylene Bromide	ND	5.2	1.9	ug/kg	
75-09-2	Methylene Chloride	ND	10	4.1	ug/kg	
108-10-1	4-Methyl-2-pentanone (MIBK)	ND	26	11	ug/kg	
1634-04-4	Methyl Tert Butyl Ether	ND	5.2	1.1	ug/kg	
91-20-3	Naphthalene	ND	5.2	2.1	ug/kg	
103-65-1	n-Propylbenzene	ND	5.2	1.3	ug/kg	
100-42-5	Styrene	ND	5.2	1.0	ug/kg	
994-05-8	Tert-Amyl Methyl Ether	ND	5.2	1.4	ug/kg	
75-65-0	Tert-Butyl Alcohol	ND	52	14	ug/kg	
630-20-6	1,1,1,2-Tetrachloroethane	ND	5.2	1.2	ug/kg	
79-34-5	1,1,2,2-Tetrachloroethane	ND	5.2	2.3	ug/kg	
127-18-4	Tetrachloroethylene	ND	5.2	1.4	ug/kg	
108-88-3	Toluene	ND	5.2	1.2	ug/kg	
87-61-6	1,2,3-Trichlorobenzene	ND	5.2	2.0	ug/kg	
120-82-1	1,2,4-Trichlorobenzene	ND	5.2	1.5	ug/kg	
71-55-6	1,1,1-Trichloroethane	ND	5.2	1.0	ug/kg	
79-00-5	1,1,2-Trichloroethane	ND	5.2	1.9	ug/kg	
79-01-6	Trichloroethylene	ND	5.2	1.2	ug/kg	
75-69-4	Trichlorofluoromethane	ND	5.2	1.9	ug/kg	
96-18-4	1,2,3-Trichloropropane	ND	5.2	1.7	ug/kg	
95-63-6	1,2,4-Trimethylbenzene	ND	5.2	1.0	ug/kg	
108-67-8	1,3,5-Trimethylbenzene	ND	5.2	1.0	ug/kg	
75-01-4	Vinyl Chloride	ND	5.2	1.7	ug/kg	
1330-20-7	Xylene (total)	ND	15	2.9	ug/kg	

CAS No.	Surrogate Recoveries	Run# 1	Run# 2	Limits
1868-53-7	Dibromofluoromethane	113%		75-124%
17060-07-0	1,2-Dichloroethane-D4	124%		72-135%

ND = Not detected MDL = Method Detection Limit
 RL = Reporting Limit
 E = Indicates value exceeds calibration range

J = Indicates an estimated value
 B = Indicates analyte found in associated method blank
 N = Indicates presumptive evidence of a compound

Report of Analysis

Client Sample ID: E3-2	Date Sampled: 09/06/16
Lab Sample ID: C47015-12	Date Received: 09/08/16
Matrix: SO - Soil	Percent Solids: n/a
Method: SW846 8260B	
Project: Vallico Mall, Wolfe Rd, Cupertino CA	

VOA 8260 List

CAS No.	Surrogate Recoveries	Run# 1	Run# 2	Limits
2037-26-5	Toluene-D8	92%		75-126%
460-00-4	4-Bromofluorobenzene	94%		71-133%

(a) Sample was received in a bulk container but was not preserved within 48 hours of sampling. Reported results are considered minimum values. Analysis performed at SGS Accutest, Orlando FL.

ND = Not detected MDL = Method Detection Limit
 RL = Reporting Limit
 E = Indicates value exceeds calibration range

J = Indicates an estimated value
 B = Indicates analyte found in associated method blank
 N = Indicates presumptive evidence of a compound

Report of Analysis

Client Sample ID:	E3-2	Date Sampled:	09/06/16
Lab Sample ID:	C47015-12	Date Received:	09/08/16
Matrix:	SO - Soil	Percent Solids:	n/a
Method:	SW846 8270D SW846 3550C		
Project:	Vallico Mall, Wolfe Rd, Cupertino CA		

	File ID	DF	Analyzed	By	Prep Date	Prep Batch	Analytical Batch
Run #1 ^a	X048983.D	1	09/12/16	AFL	09/09/16	F:OP61812	F:SX2120
Run #2							

	Initial Weight	Final Volume
Run #1	30.0 g	1.0 ml
Run #2		

ABN Full List w/o PAHs

CAS No.	Compound	Result	RL	MDL	Units	Q
65-85-0	Benzoic Acid	ND	830	170	ug/kg	
59-50-7	4-Chloro-3-methyl Phenol	ND	170	25	ug/kg	
95-57-8	2-Chlorophenol	ND	170	21	ug/kg	
120-83-2	2,4-Dichlorophenol	ND	170	23	ug/kg	
105-67-9	2,4-Dimethylphenol	ND	170	20	ug/kg	
51-28-5	2,4-Dinitrophenol	ND	830	170	ug/kg	
534-52-1	4,6-Dinitro-o-cresol	ND	330	67	ug/kg	
95-48-7	2-Methylphenol	ND	170	18	ug/kg	
	3&4-Methylphenol	ND	170	39	ug/kg	
88-75-5	2-Nitrophenol	ND	170	21	ug/kg	
100-02-7	4-Nitrophenol	ND	830	130	ug/kg	
87-86-5	Pentachlorophenol	ND	830	130	ug/kg	
108-95-2	Phenol	ND	170	20	ug/kg	
95-95-4	2,4,5-Trichlorophenol	ND	170	18	ug/kg	
88-06-2	2,4,6-Trichlorophenol	ND	170	20	ug/kg	
62-53-3	Aniline	ND	170	33	ug/kg	
92-87-5	Benzidine ^b	ND	1700	330	ug/kg	
100-51-6	Benzyl Alcohol	ND	170	22	ug/kg	
101-55-3	4-Bromophenyl phenyl ether	ND	170	19	ug/kg	
85-68-7	Butyl benzyl phthalate	ND	170	33	ug/kg	
86-74-8	Carbazole	ND	170	19	ug/kg	
106-47-8	4-Chloroaniline	ND	170	23	ug/kg	
111-91-1	bis(2-Chloroethoxy)methane	ND	170	25	ug/kg	
111-44-4	bis(2-Chloroethyl)ether	ND	170	30	ug/kg	
108-60-1	bis(2-Chloroisopropyl)ether	ND	170	24	ug/kg	
91-58-7	2-Chloronaphthalene	ND	170	23	ug/kg	
7005-72-3	4-Chlorophenyl phenyl ether	ND	170	21	ug/kg	
132-64-9	Dibenzofuran	ND	170	21	ug/kg	
95-50-1	1,2-Dichlorobenzene	ND	170	17	ug/kg	
541-73-1	1,3-Dichlorobenzene	ND	170	19	ug/kg	
106-46-7	1,4-Dichlorobenzene	ND	170	20	ug/kg	
91-94-1	3,3'-Dichlorobenzidine	ND	170	18	ug/kg	

ND = Not detected MDL = Method Detection Limit

RL = Reporting Limit

E = Indicates value exceeds calibration range

J = Indicates an estimated value

B = Indicates analyte found in associated method blank

N = Indicates presumptive evidence of a compound

Report of Analysis

Client Sample ID:	E3-2	Date Sampled:	09/06/16
Lab Sample ID:	C47015-12	Date Received:	09/08/16
Matrix:	SO - Soil	Percent Solids:	n/a
Method:	SW846 8270D SW846 3550C		
Project:	Vallico Mall, Wolfe Rd, Cupertino CA		

ABN Full List w/o PAHs

CAS No.	Compound	Result	RL	MDL	Units	Q
84-66-2	Diethyl Phthalate	ND	330	33	ug/kg	
131-11-3	Dimethyl Phthalate	ND	170	33	ug/kg	
117-84-0	Di-n-octyl Phthalate	ND	170	33	ug/kg	
84-74-2	Di-n-butyl Phthalate	ND	330	67	ug/kg	
121-14-2	2,4-Dinitrotoluene	ND	170	17	ug/kg	
606-20-2	2,6-Dinitrotoluene	ND	170	21	ug/kg	
122-66-7	1,2-Diphenylhydrazine	ND	170	28	ug/kg	
117-81-7	bis(2-Ethylhexyl)phthalate	ND	330	33	ug/kg	
118-74-1	Hexachlorobenzene	ND	170	21	ug/kg	
87-68-3	Hexachlorobutadiene	ND	170	19	ug/kg	
77-47-4	Hexachlorocyclopentadiene	ND	170	33	ug/kg	
67-72-1	Hexachloroethane	ND	170	19	ug/kg	
78-59-1	Isophorone	ND	170	17	ug/kg	
88-74-4	2-Nitroaniline	ND	170	28	ug/kg	
99-09-2	3-Nitroaniline	ND	170	28	ug/kg	
100-01-6	4-Nitroaniline	ND	170	28	ug/kg	
98-95-3	Nitrobenzene	ND	170	22	ug/kg	
62-75-9	N-Nitrosodimethylamine	ND	170	40	ug/kg	
621-64-7	N-Nitrosodi-n-propylamine	ND	170	18	ug/kg	
86-30-6	N-Nitrosodiphenylamine	ND	170	32	ug/kg	
110-86-1	Pyridine	ND	330	33	ug/kg	
120-82-1	1,2,4-Trichlorobenzene	ND	170	20	ug/kg	

CAS No.	Surrogate Recoveries	Run# 1	Run# 2	Limits
367-12-4	2-Fluorophenol	62%		40-102%
4165-62-2	Phenol-d5	69%		41-100%
118-79-6	2,4,6-Tribromophenol	60%		42-108%
4165-60-0	Nitrobenzene-d5	62%		40-105%
321-60-8	2-Fluorobiphenyl	57%		43-107%
1718-51-0	Terphenyl-d14	75%		45-119%

(a) Analysis performed at SGS Accutest, Orlando FL.

(b) Associated ICV outside control limits.

ND = Not detected MDL = Method Detection Limit
 RL = Reporting Limit
 E = Indicates value exceeds calibration range

J = Indicates an estimated value
 B = Indicates analyte found in associated method blank
 N = Indicates presumptive evidence of a compound

Report of Analysis

Client Sample ID: E3-2		Date Sampled: 09/06/16
Lab Sample ID: C47015-12		Date Received: 09/08/16
Matrix: SO - Soil		Percent Solids: n/a
Method: SW846 8270D BY SIM SW846 3546		
Project: Vallico Mall, Wolfe Rd, Cupertino CA		

	File ID	DF	Analyzed	By	Prep Date	Prep Batch	Analytical Batch
Run #1 ^a	W094933.D	1	09/13/16	AFL	09/10/16	F:OP61814	F:SW4253
Run #2							

	Initial Weight	Final Volume
Run #1	14.9 g	1.0 ml
Run #2		

BN PAH List

CAS No.	Compound	Result	RL	MDL	Units	Q
83-32-9	Acenaphthene	ND	67	27	ug/kg	
208-96-8	Acenaphthylene	ND	67	27	ug/kg	
120-12-7	Anthracene	ND	67	17	ug/kg	
56-55-3	Benzo(a)anthracene	ND	13	3.4	ug/kg	
50-32-8	Benzo(a)pyrene	ND	13	3.4	ug/kg	
205-99-2	Benzo(b)fluoranthene	ND	13	3.4	ug/kg	
191-24-2	Benzo(g,h,i)perylene	ND	13	3.4	ug/kg	
207-08-9	Benzo(k)fluoranthene	ND	13	3.4	ug/kg	
218-01-9	Chrysene	ND	13	3.4	ug/kg	
53-70-3	Dibenzo(a,h)anthracene	ND	13	3.4	ug/kg	
206-44-0	Fluoranthene	ND	67	17	ug/kg	
86-73-7	Fluorene	ND	67	27	ug/kg	
193-39-5	Indeno(1,2,3-cd)pyrene	ND	13	3.4	ug/kg	
90-12-0	1-Methylnaphthalene	ND	67	27	ug/kg	
91-57-6	2-Methylnaphthalene	ND	67	27	ug/kg	
91-20-3	Naphthalene	ND	67	27	ug/kg	
85-01-8	Phenanthrene	ND	67	17	ug/kg	
129-00-0	Pyrene	ND	67	17	ug/kg	

CAS No.	Surrogate Recoveries	Run# 1	Run# 2	Limits
4165-60-0	Nitrobenzene-d5	91%		40-105%
321-60-8	2-Fluorobiphenyl	81%		43-107%
1718-51-0	Terphenyl-d14	84%		45-119%

(a) Analysis performed at SGS Accutest, Orlando FL.

ND = Not detected MDL = Method Detection Limit
 RL = Reporting Limit
 E = Indicates value exceeds calibration range

J = Indicates an estimated value
 B = Indicates analyte found in associated method blank
 N = Indicates presumptive evidence of a compound

Report of Analysis

Client Sample ID: E3-2	Date Sampled: 09/06/16
Lab Sample ID: C47015-12	Date Received: 09/08/16
Matrix: SO - Soil	Percent Solids: n/a
Method: SW846 8015C	
Project: Vallico Mall, Wolfe Rd, Cupertino CA	

	File ID	DF	Analyzed	By	Prep Date	Prep Batch	Analytical Batch
Run #1 ^a	UV075806.D	1	09/13/16	AFL	n/a	n/a	F:GUV4035
Run #2							

	Initial Weight	Final Volume	Methanol Aliquot
Run #1	4.96 g	5.0 ml	100 ul
Run #2			

CAS No.	Compound	Result	RL	MDL	Units	Q
	TPH-GRO (C6-C10)	ND	5.0	2.5	mg/kg	

CAS No.	Surrogate Recoveries	Run# 1	Run# 2	Limits
460-00-4	4-Bromofluorobenzene	92%		56-149%
98-08-8	aaa-Trifluorotoluene	94%		66-132%

(a) Sample was received in a bulk container but was not preserved within 48 hours of sampling. Reported results are considered minimum values. Analysis performed at SGS Accutest, Orlando FL.

ND = Not detected	MDL = Method Detection Limit	J = Indicates an estimated value
RL = Reporting Limit		B = Indicates analyte found in associated method blank
E = Indicates value exceeds calibration range		N = Indicates presumptive evidence of a compound

Report of Analysis

Client Sample ID:	E3-2	Date Sampled:	09/06/16
Lab Sample ID:	C47015-12	Date Received:	09/08/16
Matrix:	SO - Soil	Percent Solids:	n/a
Method:	SW846 8081B SW846 3546		
Project:	Vallico Mall, Wolfe Rd, Cupertino CA		

	File ID	DF	Analyzed	By	Prep Date	Prep Batch	Analytical Batch
Run #1 ^a	TT379293.D	1	09/13/16	AFL	09/10/16	F:OP61815	F:GTT1859
Run #2 ^b	TT379324.D	2	09/13/16	AFL	09/10/16	F:OP61815	F:GTT1860

	Initial Weight	Final Volume
Run #1	15.0 g	5.0 ml
Run #2	15.4 g	5.0 ml

Pesticide PPL List

CAS No.	Compound	Result	RL	MDL	Units	Q
309-00-2	Aldrin	ND	1.7	0.51	ug/kg	
319-84-6	alpha-BHC	ND	1.7	0.51	ug/kg	
319-85-7	beta-BHC	ND	1.7	0.51	ug/kg	
319-86-8	delta-BHC	ND	1.7	0.49	ug/kg	
58-89-9	gamma-BHC (Lindane)	ND	1.7	0.51	ug/kg	
12789-03-6	Chlordane	ND	17	6.7	ug/kg	
60-57-1	Dieldrin	2.5 ^c	3.2	1.2	ug/kg	J
72-54-8	4,4'-DDD	1.7 ^c	6.5	1.1	ug/kg	J
72-55-9	4,4'-DDE	20.8 ^c	6.5	1.0	ug/kg	
50-29-3	4,4'-DDT	ND	3.3	0.65	ug/kg	
72-20-8	Endrin	ND	3.3	0.62	ug/kg	
1031-07-8	Endosulfan sulfate	ND	3.3	0.62	ug/kg	
7421-93-4	Endrin aldehyde	ND	3.3	0.62	ug/kg	
959-98-8	Endosulfan-I	ND	1.7	0.49	ug/kg	
33213-65-9	Endosulfan-II	ND	1.7	0.62	ug/kg	
76-44-8	Heptachlor	ND	1.7	0.57	ug/kg	
1024-57-3	Heptachlor epoxide	ND	1.7	0.58	ug/kg	
72-43-5	Methoxychlor	ND	3.3	0.86	ug/kg	
8001-35-2	Toxaphene	ND	83	33	ug/kg	

CAS No.	Surrogate Recoveries	Run# 1	Run# 2	Limits
877-09-8	Tetrachloro-m-xylene	122%	111%	50-122%
2051-24-3	Decachlorobiphenyl	78%	82%	50-133%

(a) Analysis performed at SGS Accutest, Orlando FL.

(b) All hits confirmed by dual column analysis. Dilution required due to matrix interference. Analysis performed at SGS Accutest, Orlando FL.

(c) Result is from Run# 2

ND = Not detected
RL = Reporting Limit
E = Indicates value exceeds calibration range

MDL = Method Detection Limit
J = Indicates an estimated value
B = Indicates analyte found in associated method blank
N = Indicates presumptive evidence of a compound

Report of Analysis

Client Sample ID: E3-2	Date Sampled: 09/06/16
Lab Sample ID: C47015-12	Date Received: 09/08/16
Matrix: SO - Soil	Percent Solids: n/a
Method: SW846 8082A SW846 3546	
Project: Vallico Mall, Wolfe Rd, Cupertino CA	

	File ID	DF	Analyzed	By	Prep Date	Prep Batch	Analytical Batch
Run #1 ^a	ST138368.D	1	09/13/16	AFL	09/10/16	F:OP61816	F:GST3293
Run #2							

	Initial Weight	Final Volume
Run #1	15.4 g	5.0 ml
Run #2		

PCB List

CAS No.	Compound	Result	RL	MDL	Units	Q
12674-11-2	Aroclor 1016	ND	16	6.5	ug/kg	
11104-28-2	Aroclor 1221	ND	16	8.3	ug/kg	
11141-16-5	Aroclor 1232	ND	16	8.1	ug/kg	
53469-21-9	Aroclor 1242	ND	16	6.5	ug/kg	
12672-29-6	Aroclor 1248	ND	16	6.5	ug/kg	
11097-69-1	Aroclor 1254	ND	16	7.8	ug/kg	
11096-82-5	Aroclor 1260	ND	16	6.5	ug/kg	

CAS No.	Surrogate Recoveries	Run# 1	Run# 2	Limits
877-09-8	Tetrachloro-m-xylene	89%		44-126%
2051-24-3	Decachlorobiphenyl	99%		41-145%

(a) Analysis performed at SGS Accutest, Orlando FL.

ND = Not detected MDL = Method Detection Limit J = Indicates an estimated value
 RL = Reporting Limit B = Indicates analyte found in associated method blank
 E = Indicates value exceeds calibration range N = Indicates presumptive evidence of a compound

Report of Analysis

Client Sample ID: E3-2		Date Sampled: 09/06/16
Lab Sample ID: C47015-12		Date Received: 09/08/16
Matrix: SO - Soil		Percent Solids: n/a
Method: SW846 8015C SW846 3550C		
Project: Vallico Mall, Wolfe Rd, Cupertino CA		

	File ID	DF	Analyzed	By	Prep Date	Prep Batch	Analytical Batch
Run #1 ^a	JR002603.D	1	09/13/16	AFL	09/09/16	F:OP61813	F:GJR96
Run #2							

	Initial Weight	Final Volume
Run #1	20.5 g	1.0 ml
Run #2		

TPH Extractable

CAS No.	Compound	Result	RL	MDL	Units	Q
	TPH (C10-C28)	4.60	4.9	2.4	mg/kg	J
	TPH (> C28-C40)	6.48	4.9	2.4	mg/kg	

CAS No.	Surrogate Recoveries	Run# 1	Run# 2	Limits
84-15-1	o-Terphenyl	70%		56-122%

(a) Analysis performed at SGS Accutest, Orlando FL.

ND = Not detected MDL = Method Detection Limit
 RL = Reporting Limit
 E = Indicates value exceeds calibration range

J = Indicates an estimated value
 B = Indicates analyte found in associated method blank
 N = Indicates presumptive evidence of a compound

Report of Analysis

Client Sample ID: E3-2	Date Sampled: 09/06/16
Lab Sample ID: C47015-12	Date Received: 09/08/16
Matrix: SO - Soil	Percent Solids: n/a
Project: Vallico Mall, Wolfe Rd, Cupertino CA	

Metals Analysis

Analyte	Result	RL	Units	DF	Prep	Analyzed By	Method	Prep Method
Antimony ^a	< 4.1	4.1	mg/kg	5	09/09/16	09/12/16	AFL SW846 6010C ²	SW846 3050B ³
Arsenic ^a	2.7	2.1	mg/kg	5	09/09/16	09/12/16	AFL SW846 6010C ²	SW846 3050B ³
Barium ^a	143	41	mg/kg	5	09/09/16	09/12/16	AFL SW846 6010C ²	SW846 3050B ³
Beryllium ^a	< 1.0	1.0	mg/kg	5	09/09/16	09/12/16	AFL SW846 6010C ²	SW846 3050B ³
Cadmium ^a	< 0.83	0.83	mg/kg	5	09/09/16	09/12/16	AFL SW846 6010C ²	SW846 3050B ³
Chromium ^a	65.1	2.1	mg/kg	5	09/09/16	09/12/16	AFL SW846 6010C ²	SW846 3050B ³
Cobalt ^a	15.2	10	mg/kg	5	09/09/16	09/12/16	AFL SW846 6010C ²	SW846 3050B ³
Copper ^a	30.9	5.2	mg/kg	5	09/09/16	09/12/16	AFL SW846 6010C ²	SW846 3050B ³
Lead ^a	9.1	4.1	mg/kg	5	09/09/16	09/12/16	AFL SW846 6010C ²	SW846 3050B ³
Mercury ^b	0.042	0.039	mg/kg	1	09/12/16	09/12/16	AFL SW846 7471B ¹	SW846 7471B ⁴
Molybdenum ^a	< 10	10	mg/kg	5	09/09/16	09/12/16	AFL SW846 6010C ²	SW846 3050B ³
Nickel ^a	77.5	8.3	mg/kg	5	09/09/16	09/12/16	AFL SW846 6010C ²	SW846 3050B ³
Selenium ^a	< 4.1	4.1	mg/kg	5	09/09/16	09/12/16	AFL SW846 6010C ²	SW846 3050B ³
Silver ^a	< 2.1	2.1	mg/kg	5	09/09/16	09/12/16	AFL SW846 6010C ²	SW846 3050B ³
Thallium ^a	< 2.1	2.1	mg/kg	5	09/09/16	09/12/16	AFL SW846 6010C ²	SW846 3050B ³
Vanadium ^a	50.0	10	mg/kg	5	09/09/16	09/12/16	AFL SW846 6010C ²	SW846 3050B ³
Zinc ^a	52.0	4.1	mg/kg	5	09/09/16	09/12/16	AFL SW846 6010C ²	SW846 3050B ³

(1) Instrument QC Batch: F:MA13398

(2) Instrument QC Batch: F:MA13399

(3) Prep QC Batch: F:MP30813

(4) Prep QC Batch: F:MP30816

(a) Sample dilution required due to difficult matrix. Analysis performed at SGS Accutest, Orlando FL.

(b) Analysis performed at SGS Accutest, Orlando FL.

RL = Reporting Limit

Report of Analysis

Client Sample ID: E3-4		Date Sampled: 09/06/16
Lab Sample ID: C47015-13		Date Received: 09/08/16
Matrix: SO - Soil		Percent Solids: n/a
Method: SW846 8260B		
Project: Vallico Mall, Wolfe Rd, Cupertino CA		

	File ID	DF	Analyzed	By	Prep Date	Prep Batch	Analytical Batch
Run #1 ^a	C0117995.D	1	09/12/16	AFL	n/a	n/a	F:VC4681
Run #2							

	Initial Weight	Final Volume
Run #1	4.58 g	5.0 ml
Run #2		

VOA 8260 List

CAS No.	Compound	Result	RL	MDL	Units	Q
67-64-1	Acetone	104	55	11	ug/kg	
71-43-2	Benzene	ND	5.5	1.4	ug/kg	
108-86-1	Bromobenzene	ND	5.5	1.3	ug/kg	
74-97-5	Bromochloromethane	ND	5.5	1.2	ug/kg	
75-27-4	Bromodichloromethane	ND	5.5	1.1	ug/kg	
75-25-2	Bromoform	ND	5.5	1.1	ug/kg	
78-93-3	2-Butanone (MEK)	16.3	27	9.9	ug/kg	J
104-51-8	n-Butylbenzene	ND	5.5	1.1	ug/kg	
135-98-8	sec-Butylbenzene	ND	5.5	1.1	ug/kg	
98-06-6	tert-Butylbenzene	ND	5.5	1.1	ug/kg	
56-23-5	Carbon Tetrachloride	ND	5.5	1.9	ug/kg	
108-90-7	Chlorobenzene	ND	5.5	1.1	ug/kg	
75-00-3	Chloroethane	ND	5.5	2.2	ug/kg	
67-66-3	Chloroform	ND	5.5	1.3	ug/kg	
95-49-8	o-Chlorotoluene	ND	5.5	1.1	ug/kg	
106-43-4	p-Chlorotoluene	ND	5.5	1.1	ug/kg	
124-48-1	Dibromochloromethane	ND	5.5	1.1	ug/kg	
96-12-8	1,2-Dibromo-3-chloropropane	ND	5.5	2.4	ug/kg	
106-93-4	1,2-Dibromoethane	ND	5.5	1.1	ug/kg	
75-71-8	Dichlorodifluoromethane	ND	5.5	2.7	ug/kg	
95-50-1	1,2-Dichlorobenzene	ND	5.5	1.1	ug/kg	
541-73-1	1,3-Dichlorobenzene	ND	5.5	1.1	ug/kg	
106-46-7	1,4-Dichlorobenzene	ND	5.5	1.1	ug/kg	
75-34-3	1,1-Dichloroethane	ND	5.5	1.8	ug/kg	
107-06-2	1,2-Dichloroethane	ND	5.5	1.1	ug/kg	
75-35-4	1,1-Dichloroethylene	ND	5.5	1.1	ug/kg	
156-59-2	cis-1,2-Dichloroethylene	ND	5.5	1.3	ug/kg	
156-60-5	trans-1,2-Dichloroethylene	ND	5.5	1.7	ug/kg	
78-87-5	1,2-Dichloropropane	ND	5.5	1.7	ug/kg	
142-28-9	1,3-Dichloropropane	ND	5.5	1.1	ug/kg	
594-20-7	2,2-Dichloropropane	ND	5.5	1.1	ug/kg	
563-58-6	1,1-Dichloropropene	ND	5.5	1.4	ug/kg	

ND = Not detected MDL = Method Detection Limit

RL = Reporting Limit

E = Indicates value exceeds calibration range

J = Indicates an estimated value

B = Indicates analyte found in associated method blank

N = Indicates presumptive evidence of a compound

Report of Analysis

Client Sample ID:	E3-4	Date Sampled:	09/06/16
Lab Sample ID:	C47015-13	Date Received:	09/08/16
Matrix:	SO - Soil	Percent Solids:	n/a
Method:	SW846 8260B		
Project:	Vallico Mall, Wolfe Rd, Cupertino CA		

VOA 8260 List

CAS No.	Compound	Result	RL	MDL	Units	Q
10061-01-5	cis-1,3-Dichloropropene	ND	5.5	2.1	ug/kg	
10061-02-6	trans-1,3-Dichloropropene	ND	5.5	1.1	ug/kg	
108-20-3	Di-Isopropyl Ether	ND	5.5	1.3	ug/kg	
100-41-4	Ethylbenzene	ND	5.5	1.2	ug/kg	
637-92-3	Ethyl Tert Butyl Ether	ND	5.5	1.4	ug/kg	
87-68-3	Hexachlorobutadiene	ND	5.5	2.4	ug/kg	
591-78-6	2-Hexanone	ND	27	9.5	ug/kg	
98-82-8	Isopropylbenzene	ND	5.5	1.5	ug/kg	
99-87-6	p-Isopropyltoluene	ND	5.5	1.1	ug/kg	
74-83-9	Methyl Bromide	ND	5.5	2.8	ug/kg	
74-87-3	Methyl Chloride	ND	5.5	2.6	ug/kg	
74-95-3	Methylene Bromide	ND	5.5	2.0	ug/kg	
75-09-2	Methylene Chloride	ND	11	4.4	ug/kg	
108-10-1	4-Methyl-2-pentanone (MIBK)	ND	27	12	ug/kg	
1634-04-4	Methyl Tert Butyl Ether	ND	5.5	1.2	ug/kg	
91-20-3	Naphthalene	ND	5.5	2.2	ug/kg	
103-65-1	n-Propylbenzene	ND	5.5	1.4	ug/kg	
100-42-5	Styrene	ND	5.5	1.1	ug/kg	
994-05-8	Tert-Amyl Methyl Ether	ND	5.5	1.5	ug/kg	
75-65-0	Tert-Butyl Alcohol	ND	55	15	ug/kg	
630-20-6	1,1,1,2-Tetrachloroethane	ND	5.5	1.2	ug/kg	
79-34-5	1,1,2,2-Tetrachloroethane	ND	5.5	2.4	ug/kg	
127-18-4	Tetrachloroethylene	ND	5.5	1.4	ug/kg	
108-88-3	Toluene	ND	5.5	1.2	ug/kg	
87-61-6	1,2,3-Trichlorobenzene	ND	5.5	2.2	ug/kg	
120-82-1	1,2,4-Trichlorobenzene	ND	5.5	1.6	ug/kg	
71-55-6	1,1,1-Trichloroethane	ND	5.5	1.1	ug/kg	
79-00-5	1,1,2-Trichloroethane	ND	5.5	2.0	ug/kg	
79-01-6	Trichloroethylene	ND	5.5	1.3	ug/kg	
75-69-4	Trichlorofluoromethane	ND	5.5	2.0	ug/kg	
96-18-4	1,2,3-Trichloropropane	ND	5.5	1.8	ug/kg	
95-63-6	1,2,4-Trimethylbenzene	ND	5.5	1.1	ug/kg	
108-67-8	1,3,5-Trimethylbenzene	ND	5.5	1.1	ug/kg	
75-01-4	Vinyl Chloride	ND	5.5	1.8	ug/kg	
1330-20-7	Xylene (total)	ND	16	3.1	ug/kg	

CAS No.	Surrogate Recoveries	Run# 1	Run# 2	Limits
1868-53-7	Dibromofluoromethane	107%		75-124%
17060-07-0	1,2-Dichloroethane-D4	105%		72-135%

ND = Not detected MDL = Method Detection Limit
 RL = Reporting Limit
 E = Indicates value exceeds calibration range

J = Indicates an estimated value
 B = Indicates analyte found in associated method blank
 N = Indicates presumptive evidence of a compound

Report of Analysis

Client Sample ID: E3-4 Lab Sample ID: C47015-13 Matrix: SO - Soil Method: SW846 8260B Project: Vallico Mall, Wolfe Rd, Cupertino CA	Date Sampled: 09/06/16 Date Received: 09/08/16 Percent Solids: n/a
--	---

VOA 8260 List

CAS No.	Surrogate Recoveries	Run# 1	Run# 2	Limits
2037-26-5	Toluene-D8	97%		75-126%
460-00-4	4-Bromofluorobenzene	102%		71-133%

(a) Sample was received in a bulk container but was not preserved within 48 hours of sampling. Reported results are considered minimum values. Analysis performed at SGS Accutest, Orlando FL.

ND = Not detected	MDL = Method Detection Limit	J = Indicates an estimated value
RL = Reporting Limit		B = Indicates analyte found in associated method blank
E = Indicates value exceeds calibration range		N = Indicates presumptive evidence of a compound

Report of Analysis

Client Sample ID: E3-4		Date Sampled: 09/06/16
Lab Sample ID: C47015-13		Date Received: 09/08/16
Matrix: SO - Soil		Percent Solids: n/a
Method: SW846 8270D SW846 3550C		
Project: Vallico Mall, Wolfe Rd, Cupertino CA		

	File ID	DF	Analyzed	By	Prep Date	Prep Batch	Analytical Batch
Run #1 ^a	X048984.D	1	09/12/16	AFL	09/09/16	F:OP61812	F:SX2120
Run #2							

	Initial Weight	Final Volume
Run #1	30.1 g	1.0 ml
Run #2		

ABN Full List w/o PAHs

CAS No.	Compound	Result	RL	MDL	Units	Q
65-85-0	Benzoic Acid	ND	830	170	ug/kg	
59-50-7	4-Chloro-3-methyl Phenol	ND	170	25	ug/kg	
95-57-8	2-Chlorophenol	ND	170	21	ug/kg	
120-83-2	2,4-Dichlorophenol	ND	170	23	ug/kg	
105-67-9	2,4-Dimethylphenol	ND	170	20	ug/kg	
51-28-5	2,4-Dinitrophenol	ND	830	170	ug/kg	
534-52-1	4,6-Dinitro-o-cresol	ND	330	66	ug/kg	
95-48-7	2-Methylphenol	ND	170	18	ug/kg	
	3&4-Methylphenol	ND	170	39	ug/kg	
88-75-5	2-Nitrophenol	ND	170	21	ug/kg	
100-02-7	4-Nitrophenol	ND	830	130	ug/kg	
87-86-5	Pentachlorophenol	ND	830	130	ug/kg	
108-95-2	Phenol	ND	170	20	ug/kg	
95-95-4	2,4,5-Trichlorophenol	ND	170	18	ug/kg	
88-06-2	2,4,6-Trichlorophenol	ND	170	20	ug/kg	
62-53-3	Aniline	ND	170	33	ug/kg	
92-87-5	Benzidine ^b	ND	1700	330	ug/kg	
100-51-6	Benzyl Alcohol	ND	170	22	ug/kg	
101-55-3	4-Bromophenyl phenyl ether	ND	170	19	ug/kg	
85-68-7	Butyl benzyl phthalate	ND	170	33	ug/kg	
86-74-8	Carbazole	ND	170	19	ug/kg	
106-47-8	4-Chloroaniline	ND	170	23	ug/kg	
111-91-1	bis(2-Chloroethoxy)methane	ND	170	25	ug/kg	
111-44-4	bis(2-Chloroethyl)ether	ND	170	30	ug/kg	
108-60-1	bis(2-Chloroisopropyl)ether	ND	170	24	ug/kg	
91-58-7	2-Chloronaphthalene	ND	170	23	ug/kg	
7005-72-3	4-Chlorophenyl phenyl ether	ND	170	21	ug/kg	
132-64-9	Dibenzofuran	ND	170	21	ug/kg	
95-50-1	1,2-Dichlorobenzene	ND	170	17	ug/kg	
541-73-1	1,3-Dichlorobenzene	ND	170	19	ug/kg	
106-46-7	1,4-Dichlorobenzene	ND	170	20	ug/kg	
91-94-1	3,3'-Dichlorobenzidine	ND	170	18	ug/kg	

ND = Not detected MDL = Method Detection Limit

RL = Reporting Limit

E = Indicates value exceeds calibration range

J = Indicates an estimated value

B = Indicates analyte found in associated method blank

N = Indicates presumptive evidence of a compound

Report of Analysis

Client Sample ID:	E3-4	Date Sampled:	09/06/16
Lab Sample ID:	C47015-13	Date Received:	09/08/16
Matrix:	SO - Soil	Percent Solids:	n/a
Method:	SW846 8270D SW846 3550C		
Project:	Vallico Mall, Wolfe Rd, Cupertino CA		

ABN Full List w/o PAHs

CAS No.	Compound	Result	RL	MDL	Units	Q
84-66-2	Diethyl Phthalate	ND	330	33	ug/kg	
131-11-3	Dimethyl Phthalate	ND	170	33	ug/kg	
117-84-0	Di-n-octyl Phthalate	ND	170	33	ug/kg	
84-74-2	Di-n-butyl Phthalate	ND	330	66	ug/kg	
121-14-2	2,4-Dinitrotoluene	ND	170	17	ug/kg	
606-20-2	2,6-Dinitrotoluene	ND	170	21	ug/kg	
122-66-7	1,2-Diphenylhydrazine	ND	170	28	ug/kg	
117-81-7	bis(2-Ethylhexyl)phthalate	ND	330	33	ug/kg	
118-74-1	Hexachlorobenzene	ND	170	20	ug/kg	
87-68-3	Hexachlorobutadiene	ND	170	19	ug/kg	
77-47-4	Hexachlorocyclopentadiene	ND	170	33	ug/kg	
67-72-1	Hexachloroethane	ND	170	19	ug/kg	
78-59-1	Isophorone	ND	170	17	ug/kg	
88-74-4	2-Nitroaniline	ND	170	28	ug/kg	
99-09-2	3-Nitroaniline	ND	170	28	ug/kg	
100-01-6	4-Nitroaniline	ND	170	28	ug/kg	
98-95-3	Nitrobenzene	ND	170	22	ug/kg	
62-75-9	N-Nitrosodimethylamine	ND	170	40	ug/kg	
621-64-7	N-Nitrosodi-n-propylamine	ND	170	17	ug/kg	
86-30-6	N-Nitrosodiphenylamine	ND	170	32	ug/kg	
110-86-1	Pyridine	ND	330	33	ug/kg	
120-82-1	1,2,4-Trichlorobenzene	ND	170	20	ug/kg	

CAS No.	Surrogate Recoveries	Run# 1	Run# 2	Limits
367-12-4	2-Fluorophenol	67%		40-102%
4165-62-2	Phenol-d5	72%		41-100%
118-79-6	2,4,6-Tribromophenol	65%		42-108%
4165-60-0	Nitrobenzene-d5	66%		40-105%
321-60-8	2-Fluorobiphenyl	60%		43-107%
1718-51-0	Terphenyl-d14	78%		45-119%

(a) Analysis performed at SGS Accutest, Orlando FL.

(b) Associated ICV outside control limits.

ND = Not detected MDL = Method Detection Limit
 RL = Reporting Limit
 E = Indicates value exceeds calibration range

J = Indicates an estimated value
 B = Indicates analyte found in associated method blank
 N = Indicates presumptive evidence of a compound

Report of Analysis

Client Sample ID: E3-4		Date Sampled: 09/06/16
Lab Sample ID: C47015-13		Date Received: 09/08/16
Matrix: SO - Soil		Percent Solids: n/a
Method: SW846 8270D BY SIM SW846 3546		
Project: Vallico Mall, Wolfe Rd, Cupertino CA		

	File ID	DF	Analyzed	By	Prep Date	Prep Batch	Analytical Batch
Run #1 ^a	W094934.D	1	09/13/16	AFL	09/10/16	F:OP61814	F:SW4253
Run #2							

	Initial Weight	Final Volume
Run #1	14.5 g	1.0 ml
Run #2		

BN PAH List

CAS No.	Compound	Result	RL	MDL	Units	Q
83-32-9	Acenaphthene	ND	69	28	ug/kg	
208-96-8	Acenaphthylene	ND	69	28	ug/kg	
120-12-7	Anthracene	ND	69	17	ug/kg	
56-55-3	Benzo(a)anthracene	ND	14	3.4	ug/kg	
50-32-8	Benzo(a)pyrene	ND	14	3.4	ug/kg	
205-99-2	Benzo(b)fluoranthene	ND	14	3.4	ug/kg	
191-24-2	Benzo(g,h,i)perylene	ND	14	3.4	ug/kg	
207-08-9	Benzo(k)fluoranthene	ND	14	3.4	ug/kg	
218-01-9	Chrysene	ND	14	3.4	ug/kg	
53-70-3	Dibenzo(a,h)anthracene	ND	14	3.4	ug/kg	
206-44-0	Fluoranthene	ND	69	17	ug/kg	
86-73-7	Fluorene	ND	69	28	ug/kg	
193-39-5	Indeno(1,2,3-cd)pyrene	ND	14	3.4	ug/kg	
90-12-0	1-Methylnaphthalene	ND	69	28	ug/kg	
91-57-6	2-Methylnaphthalene	ND	69	28	ug/kg	
91-20-3	Naphthalene	ND	69	28	ug/kg	
85-01-8	Phenanthrene	ND	69	17	ug/kg	
129-00-0	Pyrene	ND	69	17	ug/kg	

CAS No.	Surrogate Recoveries	Run# 1	Run# 2	Limits
4165-60-0	Nitrobenzene-d5	89%		40-105%
321-60-8	2-Fluorobiphenyl	78%		43-107%
1718-51-0	Terphenyl-d14	98%		45-119%

(a) Analysis performed at SGS Accutest, Orlando FL.

ND = Not detected MDL = Method Detection Limit
 RL = Reporting Limit
 E = Indicates value exceeds calibration range

J = Indicates an estimated value
 B = Indicates analyte found in associated method blank
 N = Indicates presumptive evidence of a compound

Report of Analysis

Client Sample ID:	E3-4	Date Sampled:	09/06/16
Lab Sample ID:	C47015-13	Date Received:	09/08/16
Matrix:	SO - Soil	Percent Solids:	n/a
Method:	SW846 8015C		
Project:	Vallico Mall, Wolfe Rd, Cupertino CA		

	File ID	DF	Analyzed	By	Prep Date	Prep Batch	Analytical Batch
Run #1 ^a	UV075809.D	1	09/13/16	AFL	n/a	n/a	F:GUV4035
Run #2							

	Initial Weight	Final Volume	Methanol Aliquot
Run #1	4.61 g	5.0 ml	100 ul
Run #2			

CAS No.	Compound	Result	RL	MDL	Units	Q
	TPH-GRO (C6-C10)	ND	5.4	2.7	mg/kg	

CAS No.	Surrogate Recoveries	Run# 1	Run# 2	Limits
460-00-4	4-Bromofluorobenzene	93%		56-149%
98-08-8	aaa-Trifluorotoluene	93%		66-132%

(a) Sample was received in a bulk container but was not preserved within 48 hours of sampling. Reported results are considered minimum values. Analysis performed at SGS Accutest, Orlando FL.

ND = Not detected MDL = Method Detection Limit
 RL = Reporting Limit
 E = Indicates value exceeds calibration range

J = Indicates an estimated value
 B = Indicates analyte found in associated method blank
 N = Indicates presumptive evidence of a compound

Report of Analysis

Client Sample ID: E3-4		Date Sampled: 09/06/16
Lab Sample ID: C47015-13		Date Received: 09/08/16
Matrix: SO - Soil		Percent Solids: n/a
Method: SW846 8081B SW846 3546		
Project: Vallico Mall, Wolfe Rd, Cupertino CA		

	File ID	DF	Analyzed	By	Prep Date	Prep Batch	Analytical Batch
Run #1 ^a	TT379294.D	1	09/13/16	AFL	09/10/16	F:OP61815	F:GTT1859
Run #2							

	Initial Weight	Final Volume
Run #1	14.9 g	5.0 ml
Run #2		

Pesticide PPL List

CAS No.	Compound	Result	RL	MDL	Units	Q
309-00-2	Aldrin	ND	1.7	0.51	ug/kg	
319-84-6	alpha-BHC	ND	1.7	0.52	ug/kg	
319-85-7	beta-BHC	ND	1.7	0.51	ug/kg	
319-86-8	delta-BHC	ND	1.7	0.49	ug/kg	
58-89-9	gamma-BHC (Lindane)	ND	1.7	0.51	ug/kg	
12789-03-6	Chlordane	ND	17	6.7	ug/kg	
60-57-1	Dieldrin	ND	1.7	0.63	ug/kg	
72-54-8	4,4' -DDD	ND	3.4	0.58	ug/kg	
72-55-9	4,4' -DDE	ND	3.4	0.54	ug/kg	
50-29-3	4,4' -DDT	ND	3.4	0.66	ug/kg	
72-20-8	Endrin	ND	3.4	0.62	ug/kg	
1031-07-8	Endosulfan sulfate	ND	3.4	0.63	ug/kg	
7421-93-4	Endrin aldehyde	ND	3.4	0.62	ug/kg	
959-98-8	Endosulfan-I	ND	1.7	0.49	ug/kg	
33213-65-9	Endosulfan-II	ND	1.7	0.62	ug/kg	
76-44-8	Heptachlor	ND	1.7	0.57	ug/kg	
1024-57-3	Heptachlor epoxide	ND	1.7	0.59	ug/kg	
72-43-5	Methoxychlor	ND	3.4	0.86	ug/kg	
8001-35-2	Toxaphene	ND	84	34	ug/kg	

CAS No.	Surrogate Recoveries	Run# 1	Run# 2	Limits
877-09-8	Tetrachloro-m-xylene	109%		50-122%
2051-24-3	Decachlorobiphenyl	78%		50-133%

(a) Analysis performed at SGS Accutest, Orlando FL.

ND = Not detected MDL = Method Detection Limit
 RL = Reporting Limit
 E = Indicates value exceeds calibration range

J = Indicates an estimated value
 B = Indicates analyte found in associated method blank
 N = Indicates presumptive evidence of a compound

Report of Analysis

Client Sample ID: E3-4		
Lab Sample ID: C47015-13		Date Sampled: 09/06/16
Matrix: SO - Soil		Date Received: 09/08/16
Method: SW846 8082A SW846 3546		Percent Solids: n/a
Project: Vallico Mall, Wolfe Rd, Cupertino CA		

	File ID	DF	Analyzed	By	Prep Date	Prep Batch	Analytical Batch
Run #1 ^a	ST138369.D	1	09/13/16	AFL	09/10/16	F:OP61816	F:GST3293
Run #2							

	Initial Weight	Final Volume
Run #1	14.9 g	5.0 ml
Run #2		

PCB List

CAS No.	Compound	Result	RL	MDL	Units	Q
12674-11-2	Aroclor 1016	ND	17	6.7	ug/kg	
11104-28-2	Aroclor 1221	ND	17	8.6	ug/kg	
11141-16-5	Aroclor 1232	ND	17	8.4	ug/kg	
53469-21-9	Aroclor 1242	ND	17	6.7	ug/kg	
12672-29-6	Aroclor 1248	ND	17	6.7	ug/kg	
11097-69-1	Aroclor 1254	ND	17	8.0	ug/kg	
11096-82-5	Aroclor 1260	ND	17	6.7	ug/kg	

CAS No.	Surrogate Recoveries	Run# 1	Run# 2	Limits
877-09-8	Tetrachloro-m-xylene	89%		44-126%
2051-24-3	Decachlorobiphenyl	96%		41-145%

(a) Analysis performed at SGS Accutest, Orlando FL.

ND = Not detected MDL = Method Detection Limit
 RL = Reporting Limit
 E = Indicates value exceeds calibration range

J = Indicates an estimated value
 B = Indicates analyte found in associated method blank
 N = Indicates presumptive evidence of a compound

Report of Analysis

Client Sample ID: E3-4		Date Sampled: 09/06/16
Lab Sample ID: C47015-13		Date Received: 09/08/16
Matrix: SO - Soil		Percent Solids: n/a
Method: SW846 8015C SW846 3550C		
Project: Vallico Mall, Wolfe Rd, Cupertino CA		

	File ID	DF	Analyzed	By	Prep Date	Prep Batch	Analytical Batch
Run #1 ^a	JR002604.D	1	09/13/16	AFL	09/09/16	F:OP61813	F:GJR96
Run #2							

	Initial Weight	Final Volume
Run #1	20.5 g	1.0 ml
Run #2		

TPH Extractable

CAS No.	Compound	Result	RL	MDL	Units	Q
	TPH (C10-C28)	ND	4.9	2.4	mg/kg	
	TPH (> C28-C40)	2.40	4.9	2.4	mg/kg	J

CAS No.	Surrogate Recoveries	Run# 1	Run# 2	Limits
84-15-1	o-Terphenyl	67%		56-122%

(a) Analysis performed at SGS Accutest, Orlando FL.

ND = Not detected MDL = Method Detection Limit
 RL = Reporting Limit
 E = Indicates value exceeds calibration range

J = Indicates an estimated value
 B = Indicates analyte found in associated method blank
 N = Indicates presumptive evidence of a compound

Report of Analysis

Client Sample ID: E3-4	Date Sampled: 09/06/16
Lab Sample ID: C47015-13	Date Received: 09/08/16
Matrix: SO - Soil	Percent Solids: n/a
Project: Vallico Mall, Wolfe Rd, Cupertino CA	

Metals Analysis

Analyte	Result	RL	Units	DF	Prep	Analyzed By	Method	Prep Method
Antimony ^a	< 3.4	3.4	mg/kg	5	09/09/16	09/12/16	AFL SW846 6010C ²	SW846 3050B ³
Arsenic ^a	3.2	1.7	mg/kg	5	09/09/16	09/12/16	AFL SW846 6010C ²	SW846 3050B ³
Barium ^a	147	34	mg/kg	5	09/09/16	09/12/16	AFL SW846 6010C ²	SW846 3050B ³
Beryllium ^a	< 0.86	0.86	mg/kg	5	09/09/16	09/12/16	AFL SW846 6010C ²	SW846 3050B ³
Cadmium ^a	< 0.69	0.69	mg/kg	5	09/09/16	09/12/16	AFL SW846 6010C ²	SW846 3050B ³
Chromium ^a	66.1	1.7	mg/kg	5	09/09/16	09/12/16	AFL SW846 6010C ²	SW846 3050B ³
Cobalt ^a	15.5	8.6	mg/kg	5	09/09/16	09/12/16	AFL SW846 6010C ²	SW846 3050B ³
Copper ^a	30.6	4.3	mg/kg	5	09/09/16	09/12/16	AFL SW846 6010C ²	SW846 3050B ³
Lead ^a	7.4	3.4	mg/kg	5	09/09/16	09/12/16	AFL SW846 6010C ²	SW846 3050B ³
Mercury ^b	0.10	0.038	mg/kg	1	09/12/16	09/12/16	AFL SW846 7471B ¹	SW846 7471B ⁴
Molybdenum ^a	< 8.6	8.6	mg/kg	5	09/09/16	09/12/16	AFL SW846 6010C ²	SW846 3050B ³
Nickel ^a	78.2	6.9	mg/kg	5	09/09/16	09/12/16	AFL SW846 6010C ²	SW846 3050B ³
Selenium ^a	< 3.4	3.4	mg/kg	5	09/09/16	09/12/16	AFL SW846 6010C ²	SW846 3050B ³
Silver ^a	< 1.7	1.7	mg/kg	5	09/09/16	09/12/16	AFL SW846 6010C ²	SW846 3050B ³
Thallium ^a	< 1.7	1.7	mg/kg	5	09/09/16	09/12/16	AFL SW846 6010C ²	SW846 3050B ³
Vanadium ^a	54.7	8.6	mg/kg	5	09/09/16	09/12/16	AFL SW846 6010C ²	SW846 3050B ³
Zinc ^a	47.0	3.4	mg/kg	5	09/09/16	09/12/16	AFL SW846 6010C ²	SW846 3050B ³

(1) Instrument QC Batch: F:MA13398

(2) Instrument QC Batch: F:MA13399

(3) Prep QC Batch: F:MP30813

(4) Prep QC Batch: F:MP30816

(a) Sample dilution required due to difficult matrix. Analysis performed at SGS Accutest, Orlando FL.

(b) Analysis performed at SGS Accutest, Orlando FL.

RL = Reporting Limit

Report of Analysis

Client Sample ID: E3-6		Date Sampled: 09/06/16
Lab Sample ID: C47015-14		Date Received: 09/08/16
Matrix: SO - Soil		Percent Solids: n/a
Method: SW846 8260B		
Project: Vallico Mall, Wolfe Rd, Cupertino CA		

	File ID	DF	Analyzed	By	Prep Date	Prep Batch	Analytical Batch
Run #1 ^a	C0117996.D	1	09/12/16	AFL	n/a	n/a	F:VC4681
Run #2							

	Initial Weight	Final Volume
Run #1	5.28 g	5.0 ml
Run #2		

VOA 8260 List

CAS No.	Compound	Result	RL	MDL	Units	Q
67-64-1	Acetone	ND	47	9.7	ug/kg	
71-43-2	Benzene	ND	4.7	1.2	ug/kg	
108-86-1	Bromobenzene	ND	4.7	1.2	ug/kg	
74-97-5	Bromochloromethane	ND	4.7	1.1	ug/kg	
75-27-4	Bromodichloromethane	ND	4.7	0.95	ug/kg	
75-25-2	Bromoform	ND	4.7	0.95	ug/kg	
78-93-3	2-Butanone (MEK)	ND	24	8.6	ug/kg	
104-51-8	n-Butylbenzene	ND	4.7	0.95	ug/kg	
135-98-8	sec-Butylbenzene	ND	4.7	0.95	ug/kg	
98-06-6	tert-Butylbenzene	ND	4.7	0.95	ug/kg	
56-23-5	Carbon Tetrachloride	ND	4.7	1.7	ug/kg	
108-90-7	Chlorobenzene	ND	4.7	0.95	ug/kg	
75-00-3	Chloroethane	ND	4.7	1.9	ug/kg	
67-66-3	Chloroform	ND	4.7	1.2	ug/kg	
95-49-8	o-Chlorotoluene	ND	4.7	0.95	ug/kg	
106-43-4	p-Chlorotoluene	ND	4.7	0.95	ug/kg	
124-48-1	Dibromochloromethane	ND	4.7	0.95	ug/kg	
96-12-8	1,2-Dibromo-3-chloropropane	ND	4.7	2.1	ug/kg	
106-93-4	1,2-Dibromoethane	ND	4.7	0.95	ug/kg	
75-71-8	Dichlorodifluoromethane	ND	4.7	2.3	ug/kg	
95-50-1	1,2-Dichlorobenzene	ND	4.7	0.95	ug/kg	
541-73-1	1,3-Dichlorobenzene	ND	4.7	0.95	ug/kg	
106-46-7	1,4-Dichlorobenzene	ND	4.7	0.97	ug/kg	
75-34-3	1,1-Dichloroethane	ND	4.7	1.6	ug/kg	
107-06-2	1,2-Dichloroethane	ND	4.7	0.95	ug/kg	
75-35-4	1,1-Dichloroethylene	ND	4.7	0.95	ug/kg	
156-59-2	cis-1,2-Dichloroethylene	ND	4.7	1.1	ug/kg	
156-60-5	trans-1,2-Dichloroethylene	ND	4.7	1.4	ug/kg	
78-87-5	1,2-Dichloropropane	ND	4.7	1.5	ug/kg	
142-28-9	1,3-Dichloropropane	ND	4.7	0.95	ug/kg	
594-20-7	2,2-Dichloropropane	ND	4.7	0.95	ug/kg	
563-58-6	1,1-Dichloropropene	ND	4.7	1.2	ug/kg	

ND = Not detected MDL = Method Detection Limit

RL = Reporting Limit

E = Indicates value exceeds calibration range

J = Indicates an estimated value

B = Indicates analyte found in associated method blank

N = Indicates presumptive evidence of a compound

Report of Analysis

Client Sample ID:	E3-6	Date Sampled:	09/06/16
Lab Sample ID:	C47015-14	Date Received:	09/08/16
Matrix:	SO - Soil	Percent Solids:	n/a
Method:	SW846 8260B		
Project:	Vallico Mall, Wolfe Rd, Cupertino CA		

VOA 8260 List

CAS No.	Compound	Result	RL	MDL	Units	Q
10061-01-5	cis-1,3-Dichloropropene	ND	4.7	1.8	ug/kg	
10061-02-6	trans-1,3-Dichloropropene	ND	4.7	0.95	ug/kg	
108-20-3	Di-Isopropyl Ether	ND	4.7	1.1	ug/kg	
100-41-4	Ethylbenzene	ND	4.7	1.0	ug/kg	
637-92-3	Ethyl Tert Butyl Ether	ND	4.7	1.2	ug/kg	
87-68-3	Hexachlorobutadiene	ND	4.7	2.1	ug/kg	
591-78-6	2-Hexanone	ND	24	8.3	ug/kg	
98-82-8	Isopropylbenzene	ND	4.7	1.3	ug/kg	
99-87-6	p-Isopropyltoluene	ND	4.7	0.95	ug/kg	
74-83-9	Methyl Bromide	ND	4.7	2.4	ug/kg	
74-87-3	Methyl Chloride	ND	4.7	2.3	ug/kg	
74-95-3	Methylene Bromide	ND	4.7	1.7	ug/kg	
75-09-2	Methylene Chloride ^b	11.3	9.5	3.8	ug/kg	
108-10-1	4-Methyl-2-pentanone (MIBK)	ND	24	10	ug/kg	
1634-04-4	Methyl Tert Butyl Ether	ND	4.7	1.1	ug/kg	
91-20-3	Naphthalene	ND	4.7	1.9	ug/kg	
103-65-1	n-Propylbenzene	ND	4.7	1.2	ug/kg	
100-42-5	Styrene	ND	4.7	0.95	ug/kg	
994-05-8	Tert-Amyl Methyl Ether	ND	4.7	1.3	ug/kg	
75-65-0	Tert-Butyl Alcohol	ND	47	13	ug/kg	
630-20-6	1,1,1,2-Tetrachloroethane	ND	4.7	1.1	ug/kg	
79-34-5	1,1,2,2-Tetrachloroethane	ND	4.7	2.1	ug/kg	
127-18-4	Tetrachloroethylene	ND	4.7	1.2	ug/kg	
108-88-3	Toluene	ND	4.7	1.1	ug/kg	
87-61-6	1,2,3-Trichlorobenzene	ND	4.7	1.9	ug/kg	
120-82-1	1,2,4-Trichlorobenzene	ND	4.7	1.4	ug/kg	
71-55-6	1,1,1-Trichloroethane	ND	4.7	0.95	ug/kg	
79-00-5	1,1,2-Trichloroethane	ND	4.7	1.7	ug/kg	
79-01-6	Trichloroethylene	ND	4.7	1.1	ug/kg	
75-69-4	Trichlorofluoromethane	ND	4.7	1.8	ug/kg	
96-18-4	1,2,3-Trichloropropane	ND	4.7	1.5	ug/kg	
95-63-6	1,2,4-Trimethylbenzene	ND	4.7	0.95	ug/kg	
108-67-8	1,3,5-Trimethylbenzene	ND	4.7	0.95	ug/kg	
75-01-4	Vinyl Chloride	ND	4.7	1.6	ug/kg	
1330-20-7	Xylene (total)	ND	14	2.7	ug/kg	

CAS No.	Surrogate Recoveries	Run# 1	Run# 2	Limits
1868-53-7	Dibromofluoromethane	105%		75-124%
17060-07-0	1,2-Dichloroethane-D4	103%		72-135%

ND = Not detected MDL = Method Detection Limit
 RL = Reporting Limit
 E = Indicates value exceeds calibration range

J = Indicates an estimated value
 B = Indicates analyte found in associated method blank
 N = Indicates presumptive evidence of a compound

Report of Analysis

Client Sample ID:	E3-6	Date Sampled:	09/06/16
Lab Sample ID:	C47015-14	Date Received:	09/08/16
Matrix:	SO - Soil	Percent Solids:	n/a
Method:	SW846 8260B		
Project:	Vallico Mall, Wolfe Rd, Cupertino CA		

VOA 8260 List

CAS No.	Surrogate Recoveries	Run# 1	Run# 2	Limits
2037-26-5	Toluene-D8	94%		75-126%
460-00-4	4-Bromofluorobenzene	97%		71-133%

- (a) Sample was received in a bulk container but was not preserved within 48 hours of sampling. Reported results are considered minimum values. Analysis performed at SGS Accutest, Orlando FL.
- (b) Suspected laboratory contaminant.

ND = Not detected MDL = Method Detection Limit
 RL = Reporting Limit
 E = Indicates value exceeds calibration range

J = Indicates an estimated value
 B = Indicates analyte found in associated method blank
 N = Indicates presumptive evidence of a compound

Report of Analysis

Client Sample ID:	E3-6	Date Sampled:	09/06/16
Lab Sample ID:	C47015-14	Date Received:	09/08/16
Matrix:	SO - Soil	Percent Solids:	n/a
Method:	SW846 8270D SW846 3550C		
Project:	Vallico Mall, Wolfe Rd, Cupertino CA		

	File ID	DF	Analyzed	By	Prep Date	Prep Batch	Analytical Batch
Run #1 ^a	X048985.D	1	09/12/16	AFL	09/09/16	F:OP61812	F:SX2120
Run #2							

	Initial Weight	Final Volume
Run #1	29.7 g	1.0 ml
Run #2		

ABN Full List w/o PAHs

CAS No.	Compound	Result	RL	MDL	Units	Q
65-85-0	Benzoic Acid	ND	840	170	ug/kg	
59-50-7	4-Chloro-3-methyl Phenol	ND	170	25	ug/kg	
95-57-8	2-Chlorophenol	ND	170	21	ug/kg	
120-83-2	2,4-Dichlorophenol	ND	170	24	ug/kg	
105-67-9	2,4-Dimethylphenol	ND	170	21	ug/kg	
51-28-5	2,4-Dinitrophenol	ND	840	170	ug/kg	
534-52-1	4,6-Dinitro-o-cresol	ND	340	67	ug/kg	
95-48-7	2-Methylphenol	ND	170	18	ug/kg	
	3&4-Methylphenol	ND	170	40	ug/kg	
88-75-5	2-Nitrophenol	ND	170	21	ug/kg	
100-02-7	4-Nitrophenol	ND	840	130	ug/kg	
87-86-5	Pentachlorophenol	ND	840	130	ug/kg	
108-95-2	Phenol	ND	170	20	ug/kg	
95-95-4	2,4,5-Trichlorophenol	ND	170	18	ug/kg	
88-06-2	2,4,6-Trichlorophenol	ND	170	20	ug/kg	
62-53-3	Aniline	ND	170	34	ug/kg	
92-87-5	Benzidine ^b	ND	1700	340	ug/kg	
100-51-6	Benzyl Alcohol	ND	170	22	ug/kg	
101-55-3	4-Bromophenyl phenyl ether	ND	170	20	ug/kg	
85-68-7	Butyl benzyl phthalate	ND	170	34	ug/kg	
86-74-8	Carbazole	ND	170	20	ug/kg	
106-47-8	4-Chloroaniline	ND	170	24	ug/kg	
111-91-1	bis(2-Chloroethoxy)methane	ND	170	26	ug/kg	
111-44-4	bis(2-Chloroethyl)ether	ND	170	30	ug/kg	
108-60-1	bis(2-Chloroisopropyl)ether	ND	170	24	ug/kg	
91-58-7	2-Chloronaphthalene	ND	170	23	ug/kg	
7005-72-3	4-Chlorophenyl phenyl ether	ND	170	21	ug/kg	
132-64-9	Dibenzofuran	ND	170	21	ug/kg	
95-50-1	1,2-Dichlorobenzene	ND	170	17	ug/kg	
541-73-1	1,3-Dichlorobenzene	ND	170	19	ug/kg	
106-46-7	1,4-Dichlorobenzene	ND	170	20	ug/kg	
91-94-1	3,3'-Dichlorobenzidine	ND	170	19	ug/kg	

ND = Not detected MDL = Method Detection Limit

RL = Reporting Limit

E = Indicates value exceeds calibration range

J = Indicates an estimated value

B = Indicates analyte found in associated method blank

N = Indicates presumptive evidence of a compound

Report of Analysis

Client Sample ID:	E3-6	Date Sampled:	09/06/16
Lab Sample ID:	C47015-14	Date Received:	09/08/16
Matrix:	SO - Soil	Percent Solids:	n/a
Method:	SW846 8270D SW846 3550C		
Project:	Vallico Mall, Wolfe Rd, Cupertino CA		

ABN Full List w/o PAHs

CAS No.	Compound	Result	RL	MDL	Units	Q
84-66-2	Diethyl Phthalate	ND	340	34	ug/kg	
131-11-3	Dimethyl Phthalate	ND	170	34	ug/kg	
117-84-0	Di-n-octyl Phthalate	ND	170	34	ug/kg	
84-74-2	Di-n-butyl Phthalate	ND	340	67	ug/kg	
121-14-2	2,4-Dinitrotoluene	ND	170	17	ug/kg	
606-20-2	2,6-Dinitrotoluene	ND	170	21	ug/kg	
122-66-7	1,2-Diphenylhydrazine	ND	170	28	ug/kg	
117-81-7	bis(2-Ethylhexyl)phthalate	ND	340	34	ug/kg	
118-74-1	Hexachlorobenzene	ND	170	21	ug/kg	
87-68-3	Hexachlorobutadiene	ND	170	19	ug/kg	
77-47-4	Hexachlorocyclopentadiene	ND	170	34	ug/kg	
67-72-1	Hexachloroethane	ND	170	20	ug/kg	
78-59-1	Isophorone	ND	170	17	ug/kg	
88-74-4	2-Nitroaniline	ND	170	29	ug/kg	
99-09-2	3-Nitroaniline	ND	170	29	ug/kg	
100-01-6	4-Nitroaniline	ND	170	29	ug/kg	
98-95-3	Nitrobenzene	ND	170	22	ug/kg	
62-75-9	N-Nitrosodimethylamine	ND	170	41	ug/kg	
621-64-7	N-Nitrosodi-n-propylamine	ND	170	18	ug/kg	
86-30-6	N-Nitrosodiphenylamine	ND	170	32	ug/kg	
110-86-1	Pyridine	ND	340	34	ug/kg	
120-82-1	1,2,4-Trichlorobenzene	ND	170	20	ug/kg	

CAS No.	Surrogate Recoveries	Run# 1	Run# 2	Limits
367-12-4	2-Fluorophenol	64%		40-102%
4165-62-2	Phenol-d5	67%		41-100%
118-79-6	2,4,6-Tribromophenol	54%		42-108%
4165-60-0	Nitrobenzene-d5	55%		40-105%
321-60-8	2-Fluorobiphenyl	60%		43-107%
1718-51-0	Terphenyl-d14	75%		45-119%

(a) Analysis performed at SGS Accutest, Orlando FL.

(b) Associated ICV outside control limits.

ND = Not detected MDL = Method Detection Limit
 RL = Reporting Limit
 E = Indicates value exceeds calibration range

J = Indicates an estimated value
 B = Indicates analyte found in associated method blank
 N = Indicates presumptive evidence of a compound

Report of Analysis

Client Sample ID: E3-6		Date Sampled: 09/06/16
Lab Sample ID: C47015-14		Date Received: 09/08/16
Matrix: SO - Soil		Percent Solids: n/a
Method: SW846 8270D BY SIM SW846 3546		
Project: Vallico Mall, Wolfe Rd, Cupertino CA		

	File ID	DF	Analyzed	By	Prep Date	Prep Batch	Analytical Batch
Run #1 ^a	W094935.D	1	09/13/16	AFL	09/10/16	F:OP61814	F:SW4253
Run #2							

	Initial Weight	Final Volume
Run #1	15.0 g	1.0 ml
Run #2		

BN PAH List

CAS No.	Compound	Result	RL	MDL	Units	Q
83-32-9	Acenaphthene	ND	67	27	ug/kg	
208-96-8	Acenaphthylene	ND	67	27	ug/kg	
120-12-7	Anthracene	ND	67	17	ug/kg	
56-55-3	Benzo(a)anthracene	ND	13	3.3	ug/kg	
50-32-8	Benzo(a)pyrene	ND	13	3.3	ug/kg	
205-99-2	Benzo(b)fluoranthene	ND	13	3.3	ug/kg	
191-24-2	Benzo(g,h,i)perylene	ND	13	3.3	ug/kg	
207-08-9	Benzo(k)fluoranthene	ND	13	3.3	ug/kg	
218-01-9	Chrysene	ND	13	3.3	ug/kg	
53-70-3	Dibenzo(a,h)anthracene	ND	13	3.3	ug/kg	
206-44-0	Fluoranthene	ND	67	17	ug/kg	
86-73-7	Fluorene	ND	67	27	ug/kg	
193-39-5	Indeno(1,2,3-cd)pyrene	ND	13	3.3	ug/kg	
90-12-0	1-Methylnaphthalene	ND	67	27	ug/kg	
91-57-6	2-Methylnaphthalene	ND	67	27	ug/kg	
91-20-3	Naphthalene	ND	67	27	ug/kg	
85-01-8	Phenanthrene	ND	67	17	ug/kg	
129-00-0	Pyrene	ND	67	17	ug/kg	

CAS No.	Surrogate Recoveries	Run# 1	Run# 2	Limits
4165-60-0	Nitrobenzene-d5	85%		40-105%
321-60-8	2-Fluorobiphenyl	97%		43-107%
1718-51-0	Terphenyl-d14	91%		45-119%

(a) Analysis performed at SGS Accutest, Orlando FL.

ND = Not detected MDL = Method Detection Limit
 RL = Reporting Limit
 E = Indicates value exceeds calibration range

J = Indicates an estimated value
 B = Indicates analyte found in associated method blank
 N = Indicates presumptive evidence of a compound

Report of Analysis

Client Sample ID: E3-6	Date Sampled: 09/06/16
Lab Sample ID: C47015-14	Date Received: 09/08/16
Matrix: SO - Soil	Percent Solids: n/a
Method: SW846 8015C	
Project: Vallico Mall, Wolfe Rd, Cupertino CA	

	File ID	DF	Analyzed	By	Prep Date	Prep Batch	Analytical Batch
Run #1 ^a	UV075777.D	1	09/12/16	AFL	n/a	n/a	F:GUV4034
Run #2							

	Initial Weight	Final Volume	Methanol Aliquot
Run #1	5.15 g	5.0 ml	100 ul
Run #2			

CAS No.	Compound	Result	RL	MDL	Units	Q
	TPH-GRO (C6-C10)	ND	4.9	2.4	mg/kg	

CAS No.	Surrogate Recoveries	Run# 1	Run# 2	Limits
460-00-4	4-Bromofluorobenzene	94%		56-149%
98-08-8	aaa-Trifluorotoluene	95%		66-132%

(a) Sample was received in a bulk container but was not preserved within 48 hours of sampling. Reported results are considered minimum values. Analysis performed at SGS Accutest, Orlando FL.

ND = Not detected	MDL = Method Detection Limit	J = Indicates an estimated value
RL = Reporting Limit		B = Indicates analyte found in associated method blank
E = Indicates value exceeds calibration range		N = Indicates presumptive evidence of a compound

Report of Analysis

Client Sample ID:	E3-6	Date Sampled:	09/06/16
Lab Sample ID:	C47015-14	Date Received:	09/08/16
Matrix:	SO - Soil	Percent Solids:	n/a
Method:	SW846 8081B SW846 3546		
Project:	Vallico Mall, Wolfe Rd, Cupertino CA		

	File ID	DF	Analyzed	By	Prep Date	Prep Batch	Analytical Batch
Run #1 ^a	TT379295.D	1	09/13/16	AFL	09/10/16	F:OP61815	F:GTT1859
Run #2							

	Initial Weight	Final Volume
Run #1	15.4 g	5.0 ml
Run #2		

Pesticide PPL List

CAS No.	Compound	Result	RL	MDL	Units	Q
309-00-2	Aldrin	ND	1.6	0.49	ug/kg	
319-84-6	alpha-BHC	ND	1.6	0.50	ug/kg	
319-85-7	beta-BHC	ND	1.6	0.50	ug/kg	
319-86-8	delta-BHC	ND	1.6	0.47	ug/kg	
58-89-9	gamma-BHC (Lindane)	ND	1.6	0.50	ug/kg	
12789-03-6	Chlordane	ND	16	6.5	ug/kg	
60-57-1	Dieldrin	ND	1.6	0.61	ug/kg	
72-54-8	4,4'-DDD	ND	3.2	0.56	ug/kg	
72-55-9	4,4'-DDE	ND	3.2	0.52	ug/kg	
50-29-3	4,4'-DDT	ND	3.2	0.64	ug/kg	
72-20-8	Endrin	ND	3.2	0.60	ug/kg	
1031-07-8	Endosulfan sulfate	ND	3.2	0.61	ug/kg	
7421-93-4	Endrin aldehyde	ND	3.2	0.60	ug/kg	
959-98-8	Endosulfan-I	ND	1.6	0.47	ug/kg	
33213-65-9	Endosulfan-II	ND	1.6	0.60	ug/kg	
76-44-8	Heptachlor	ND	1.6	0.55	ug/kg	
1024-57-3	Heptachlor epoxide	ND	1.6	0.57	ug/kg	
72-43-5	Methoxychlor	ND	3.2	0.83	ug/kg	
8001-35-2	Toxaphene	ND	81	32	ug/kg	

CAS No.	Surrogate Recoveries	Run# 1	Run# 2	Limits
877-09-8	Tetrachloro-m-xylene	99%		50-122%
2051-24-3	Decachlorobiphenyl	75%		50-133%

(a) Analysis performed at SGS Accutest, Orlando FL.

ND = Not detected MDL = Method Detection Limit
 RL = Reporting Limit
 E = Indicates value exceeds calibration range

J = Indicates an estimated value
 B = Indicates analyte found in associated method blank
 N = Indicates presumptive evidence of a compound

Report of Analysis

Client Sample ID: E3-6		Date Sampled: 09/06/16
Lab Sample ID: C47015-14		Date Received: 09/08/16
Matrix: SO - Soil		Percent Solids: n/a
Method: SW846 8082A SW846 3546		
Project: Vallico Mall, Wolfe Rd, Cupertino CA		

	File ID	DF	Analyzed	By	Prep Date	Prep Batch	Analytical Batch
Run #1 ^a	ST138370.D	1	09/13/16	AFL	09/10/16	F:OP61816	F:GST3293
Run #2							

	Initial Weight	Final Volume
Run #1	15.4 g	5.0 ml
Run #2		

PCB List

CAS No.	Compound	Result	RL	MDL	Units	Q
12674-11-2	Aroclor 1016	ND	16	6.5	ug/kg	
11104-28-2	Aroclor 1221	ND	16	8.3	ug/kg	
11141-16-5	Aroclor 1232	ND	16	8.1	ug/kg	
53469-21-9	Aroclor 1242	ND	16	6.5	ug/kg	
12672-29-6	Aroclor 1248	ND	16	6.5	ug/kg	
11097-69-1	Aroclor 1254	ND	16	7.8	ug/kg	
11096-82-5	Aroclor 1260	ND	16	6.5	ug/kg	

CAS No.	Surrogate Recoveries	Run# 1	Run# 2	Limits
877-09-8	Tetrachloro-m-xylene	84%		44-126%
2051-24-3	Decachlorobiphenyl	88%		41-145%

(a) Analysis performed at SGS Accutest, Orlando FL.

ND = Not detected MDL = Method Detection Limit
 RL = Reporting Limit
 E = Indicates value exceeds calibration range

J = Indicates an estimated value
 B = Indicates analyte found in associated method blank
 N = Indicates presumptive evidence of a compound

Report of Analysis

Client Sample ID: E3-6	Date Sampled: 09/06/16
Lab Sample ID: C47015-14	Date Received: 09/08/16
Matrix: SO - Soil	Percent Solids: n/a
Method: SW846 8015C SW846 3550C	
Project: Vallico Mall, Wolfe Rd, Cupertino CA	

	File ID	DF	Analyzed	By	Prep Date	Prep Batch	Analytical Batch
Run #1 ^a	JR002605.D	1	09/13/16	AFL	09/09/16	F:OP61813	F:GJR96
Run #2							

	Initial Weight	Final Volume
Run #1	19.7 g	1.0 ml
Run #2		

TPH Extractable

CAS No.	Compound	Result	RL	MDL	Units	Q
	TPH (C10-C28)	ND	5.1	2.5	mg/kg	
	TPH (> C28-C40)	ND	5.1	2.5	mg/kg	

CAS No.	Surrogate Recoveries	Run# 1	Run# 2	Limits
84-15-1	o-Terphenyl	86%		56-122%

(a) Analysis performed at SGS Accutest, Orlando FL.

ND = Not detected MDL = Method Detection Limit J = Indicates an estimated value
 RL = Reporting Limit B = Indicates analyte found in associated method blank
 E = Indicates value exceeds calibration range N = Indicates presumptive evidence of a compound

Report of Analysis

Client Sample ID: E3-6	Date Sampled: 09/06/16
Lab Sample ID: C47015-14	Date Received: 09/08/16
Matrix: SO - Soil	Percent Solids: n/a
Project: Vallico Mall, Wolfe Rd, Cupertino CA	

Metals Analysis

Analyte	Result	RL	Units	DF	Prep	Analyzed By	Method	Prep Method
Antimony ^a	< 3.8	3.8	mg/kg	5	09/09/16	09/12/16	AFL SW846 6010C ²	SW846 3050B ³
Arsenic ^a	3.1	1.9	mg/kg	5	09/09/16	09/12/16	AFL SW846 6010C ²	SW846 3050B ³
Barium ^a	120	38	mg/kg	5	09/09/16	09/12/16	AFL SW846 6010C ²	SW846 3050B ³
Beryllium ^a	< 0.94	0.94	mg/kg	5	09/09/16	09/12/16	AFL SW846 6010C ²	SW846 3050B ³
Cadmium ^a	< 0.75	0.75	mg/kg	5	09/09/16	09/12/16	AFL SW846 6010C ²	SW846 3050B ³
Chromium ^a	78.1	1.9	mg/kg	5	09/09/16	09/12/16	AFL SW846 6010C ²	SW846 3050B ³
Cobalt ^a	12.6	9.4	mg/kg	5	09/09/16	09/12/16	AFL SW846 6010C ²	SW846 3050B ³
Copper ^a	27.7	4.7	mg/kg	5	09/09/16	09/12/16	AFL SW846 6010C ²	SW846 3050B ³
Lead ^a	6.9	3.8	mg/kg	5	09/09/16	09/12/16	AFL SW846 6010C ²	SW846 3050B ³
Mercury ^b	0.062	0.038	mg/kg	1	09/12/16	09/12/16	AFL SW846 7471B ¹	SW846 7471B ⁴
Molybdenum ^a	< 9.4	9.4	mg/kg	5	09/09/16	09/12/16	AFL SW846 6010C ²	SW846 3050B ³
Nickel ^a	65.5	7.5	mg/kg	5	09/09/16	09/12/16	AFL SW846 6010C ²	SW846 3050B ³
Selenium ^a	< 3.8	3.8	mg/kg	5	09/09/16	09/12/16	AFL SW846 6010C ²	SW846 3050B ³
Silver ^a	< 1.9	1.9	mg/kg	5	09/09/16	09/12/16	AFL SW846 6010C ²	SW846 3050B ³
Thallium ^a	< 1.9	1.9	mg/kg	5	09/09/16	09/12/16	AFL SW846 6010C ²	SW846 3050B ³
Vanadium ^a	66.7	9.4	mg/kg	5	09/09/16	09/12/16	AFL SW846 6010C ²	SW846 3050B ³
Zinc ^a	47.7	3.8	mg/kg	5	09/09/16	09/12/16	AFL SW846 6010C ²	SW846 3050B ³

(1) Instrument QC Batch: F:MA13398

(2) Instrument QC Batch: F:MA13399

(3) Prep QC Batch: F:MP30813

(4) Prep QC Batch: F:MP30816

(a) Sample dilution required due to difficult matrix. Analysis performed at SGS Accutest, Orlando FL.

(b) Analysis performed at SGS Accutest, Orlando FL.

RL = Reporting Limit

Report of Analysis

Client Sample ID: E4-1		Date Sampled: 09/06/16
Lab Sample ID: C47015-15		Date Received: 09/08/16
Matrix: SO - Soil		Percent Solids: n/a
Method: SW846 8260B		
Project: Vallico Mall, Wolfe Rd, Cupertino CA		

	File ID	DF	Analyzed	By	Prep Date	Prep Batch	Analytical Batch
Run #1 ^a	F0079482.D	1	09/10/16	AFL	n/a	n/a	F:VF2731
Run #2							

	Initial Weight	Final Volume
Run #1	4.69 g	5.0 ml
Run #2		

VOA 8260 List

CAS No.	Compound	Result	RL	MDL	Units	Q
67-64-1	Acetone	ND	53	11	ug/kg	
71-43-2	Benzene	ND	5.3	1.3	ug/kg	
108-86-1	Bromobenzene	ND	5.3	1.3	ug/kg	
74-97-5	Bromochloromethane	ND	5.3	1.2	ug/kg	
75-27-4	Bromodichloromethane	ND	5.3	1.1	ug/kg	
75-25-2	Bromoform	ND	5.3	1.1	ug/kg	
78-93-3	2-Butanone (MEK)	ND	27	9.7	ug/kg	
104-51-8	n-Butylbenzene	ND	5.3	1.1	ug/kg	
135-98-8	sec-Butylbenzene	ND	5.3	1.1	ug/kg	
98-06-6	tert-Butylbenzene	ND	5.3	1.1	ug/kg	
56-23-5	Carbon Tetrachloride	ND	5.3	1.9	ug/kg	
108-90-7	Chlorobenzene	ND	5.3	1.1	ug/kg	
75-00-3	Chloroethane	ND	5.3	2.1	ug/kg	
67-66-3	Chloroform	ND	5.3	1.3	ug/kg	
95-49-8	o-Chlorotoluene	ND	5.3	1.1	ug/kg	
106-43-4	p-Chlorotoluene	ND	5.3	1.1	ug/kg	
124-48-1	Dibromochloromethane	ND	5.3	1.1	ug/kg	
96-12-8	1,2-Dibromo-3-chloropropane	ND	5.3	2.4	ug/kg	
106-93-4	1,2-Dibromoethane	ND	5.3	1.1	ug/kg	
75-71-8	Dichlorodifluoromethane	ND	5.3	2.6	ug/kg	
95-50-1	1,2-Dichlorobenzene	ND	5.3	1.1	ug/kg	
541-73-1	1,3-Dichlorobenzene	ND	5.3	1.1	ug/kg	
106-46-7	1,4-Dichlorobenzene	ND	5.3	1.1	ug/kg	
75-34-3	1,1-Dichloroethane	ND	5.3	1.8	ug/kg	
107-06-2	1,2-Dichloroethane	ND	5.3	1.1	ug/kg	
75-35-4	1,1-Dichloroethylene	ND	5.3	1.1	ug/kg	
156-59-2	cis-1,2-Dichloroethylene	ND	5.3	1.3	ug/kg	
156-60-5	trans-1,2-Dichloroethylene	ND	5.3	1.6	ug/kg	
78-87-5	1,2-Dichloropropane	ND	5.3	1.7	ug/kg	
142-28-9	1,3-Dichloropropane	ND	5.3	1.1	ug/kg	
594-20-7	2,2-Dichloropropane	ND	5.3	1.1	ug/kg	
563-58-6	1,1-Dichloropropene	ND	5.3	1.4	ug/kg	

ND = Not detected MDL = Method Detection Limit

RL = Reporting Limit

E = Indicates value exceeds calibration range

J = Indicates an estimated value

B = Indicates analyte found in associated method blank

N = Indicates presumptive evidence of a compound

Report of Analysis

Client Sample ID:	E4-1	Date Sampled:	09/06/16
Lab Sample ID:	C47015-15	Date Received:	09/08/16
Matrix:	SO - Soil	Percent Solids:	n/a
Method:	SW846 8260B		
Project:	Vallico Mall, Wolfe Rd, Cupertino CA		

VOA 8260 List

CAS No.	Compound	Result	RL	MDL	Units	Q
10061-01-5	cis-1,3-Dichloropropene	ND	5.3	2.0	ug/kg	
10061-02-6	trans-1,3-Dichloropropene	ND	5.3	1.1	ug/kg	
108-20-3	Di-Isopropyl Ether	ND	5.3	1.3	ug/kg	
100-41-4	Ethylbenzene	ND	5.3	1.2	ug/kg	
637-92-3	Ethyl Tert Butyl Ether	ND	5.3	1.4	ug/kg	
87-68-3	Hexachlorobutadiene	ND	5.3	2.3	ug/kg	
591-78-6	2-Hexanone	ND	27	9.3	ug/kg	
98-82-8	Isopropylbenzene	ND	5.3	1.5	ug/kg	
99-87-6	p-Isopropyltoluene	ND	5.3	1.1	ug/kg	
74-83-9	Methyl Bromide	ND	5.3	2.8	ug/kg	
74-87-3	Methyl Chloride	ND	5.3	2.6	ug/kg	
74-95-3	Methylene Bromide	ND	5.3	1.9	ug/kg	
75-09-2	Methylene Chloride ^b	10.4	11	4.3	ug/kg	J
108-10-1	4-Methyl-2-pentanone (MIBK)	ND	27	11	ug/kg	
1634-04-4	Methyl Tert Butyl Ether	ND	5.3	1.2	ug/kg	
91-20-3	Naphthalene	ND	5.3	2.1	ug/kg	
103-65-1	n-Propylbenzene	ND	5.3	1.3	ug/kg	
100-42-5	Styrene	ND	5.3	1.1	ug/kg	
994-05-8	Tert-Amyl Methyl Ether	ND	5.3	1.4	ug/kg	
75-65-0	Tert-Butyl Alcohol	ND	53	14	ug/kg	
630-20-6	1,1,1,2-Tetrachloroethane	ND	5.3	1.2	ug/kg	
79-34-5	1,1,2,2-Tetrachloroethane	ND	5.3	2.4	ug/kg	
127-18-4	Tetrachloroethylene	ND	5.3	1.4	ug/kg	
108-88-3	Toluene	ND	5.3	1.2	ug/kg	
87-61-6	1,2,3-Trichlorobenzene	ND	5.3	2.1	ug/kg	
120-82-1	1,2,4-Trichlorobenzene	ND	5.3	1.6	ug/kg	
71-55-6	1,1,1-Trichloroethane	ND	5.3	1.1	ug/kg	
79-00-5	1,1,2-Trichloroethane	ND	5.3	1.9	ug/kg	
79-01-6	Trichloroethylene	ND	5.3	1.2	ug/kg	
75-69-4	Trichlorofluoromethane	ND	5.3	2.0	ug/kg	
96-18-4	1,2,3-Trichloropropane	ND	5.3	1.7	ug/kg	
95-63-6	1,2,4-Trimethylbenzene	ND	5.3	1.1	ug/kg	
108-67-8	1,3,5-Trimethylbenzene	ND	5.3	1.1	ug/kg	
75-01-4	Vinyl Chloride	ND	5.3	1.8	ug/kg	
1330-20-7	Xylene (total)	ND	16	3.0	ug/kg	

CAS No.	Surrogate Recoveries	Run# 1	Run# 2	Limits
1868-53-7	Dibromofluoromethane	116%		75-124%
17060-07-0	1,2-Dichloroethane-D4	125%		72-135%

ND = Not detected MDL = Method Detection Limit
 RL = Reporting Limit
 E = Indicates value exceeds calibration range

J = Indicates an estimated value
 B = Indicates analyte found in associated method blank
 N = Indicates presumptive evidence of a compound

Report of Analysis

Client Sample ID:	E4-1	Date Sampled:	09/06/16
Lab Sample ID:	C47015-15	Date Received:	09/08/16
Matrix:	SO - Soil	Percent Solids:	n/a
Method:	SW846 8260B		
Project:	Vallico Mall, Wolfe Rd, Cupertino CA		

VOA 8260 List

CAS No.	Surrogate Recoveries	Run# 1	Run# 2	Limits
2037-26-5	Toluene-D8	96%		75-126%
460-00-4	4-Bromofluorobenzene	106%		71-133%

- (a) Sample was received in a bulk container but was not preserved within 48 hours of sampling. Reported results are considered minimum values. Analysis performed at SGS Accutest, Orlando FL.
- (b) Suspected laboratory contaminant.

ND = Not detected MDL = Method Detection Limit
 RL = Reporting Limit
 E = Indicates value exceeds calibration range

J = Indicates an estimated value
 B = Indicates analyte found in associated method blank
 N = Indicates presumptive evidence of a compound

Report of Analysis

Client Sample ID:	E4-1	Date Sampled:	09/06/16
Lab Sample ID:	C47015-15	Date Received:	09/08/16
Matrix:	SO - Soil	Percent Solids:	n/a
Method:	SW846 8270D SW846 3550C		
Project:	Vallico Mall, Wolfe Rd, Cupertino CA		

	File ID	DF	Analyzed	By	Prep Date	Prep Batch	Analytical Batch
Run #1 ^a	X048986.D	1	09/12/16	AFL	09/09/16	F:OP61812	F:SX2120
Run #2							

	Initial Weight	Final Volume
Run #1	29.9 g	1.0 ml
Run #2		

ABN Full List w/o PAHs

CAS No.	Compound	Result	RL	MDL	Units	Q
65-85-0	Benzoic Acid	ND	840	170	ug/kg	
59-50-7	4-Chloro-3-methyl Phenol	ND	170	25	ug/kg	
95-57-8	2-Chlorophenol	ND	170	21	ug/kg	
120-83-2	2,4-Dichlorophenol	ND	170	24	ug/kg	
105-67-9	2,4-Dimethylphenol	ND	170	20	ug/kg	
51-28-5	2,4-Dinitrophenol	ND	840	170	ug/kg	
534-52-1	4,6-Dinitro-o-cresol	ND	330	67	ug/kg	
95-48-7	2-Methylphenol	ND	170	18	ug/kg	
	3&4-Methylphenol	ND	170	39	ug/kg	
88-75-5	2-Nitrophenol	ND	170	21	ug/kg	
100-02-7	4-Nitrophenol	ND	840	130	ug/kg	
87-86-5	Pentachlorophenol	ND	840	130	ug/kg	
108-95-2	Phenol	ND	170	20	ug/kg	
95-95-4	2,4,5-Trichlorophenol	ND	170	18	ug/kg	
88-06-2	2,4,6-Trichlorophenol	ND	170	20	ug/kg	
62-53-3	Aniline	ND	170	33	ug/kg	
92-87-5	Benzidine ^b	ND	1700	330	ug/kg	
100-51-6	Benzyl Alcohol	ND	170	22	ug/kg	
101-55-3	4-Bromophenyl phenyl ether	ND	170	20	ug/kg	
85-68-7	Butyl benzyl phthalate	ND	170	33	ug/kg	
86-74-8	Carbazole	ND	170	20	ug/kg	
106-47-8	4-Chloroaniline	ND	170	23	ug/kg	
111-91-1	bis(2-Chloroethoxy)methane	ND	170	25	ug/kg	
111-44-4	bis(2-Chloroethyl)ether	ND	170	30	ug/kg	
108-60-1	bis(2-Chloroisopropyl)ether	ND	170	24	ug/kg	
91-58-7	2-Chloronaphthalene	ND	170	23	ug/kg	
7005-72-3	4-Chlorophenyl phenyl ether	ND	170	21	ug/kg	
132-64-9	Dibenzofuran	ND	170	21	ug/kg	
95-50-1	1,2-Dichlorobenzene	ND	170	17	ug/kg	
541-73-1	1,3-Dichlorobenzene	ND	170	19	ug/kg	
106-46-7	1,4-Dichlorobenzene	ND	170	20	ug/kg	
91-94-1	3,3'-Dichlorobenzidine	ND	170	18	ug/kg	

ND = Not detected MDL = Method Detection Limit

RL = Reporting Limit

E = Indicates value exceeds calibration range

J = Indicates an estimated value

B = Indicates analyte found in associated method blank

N = Indicates presumptive evidence of a compound

Report of Analysis

Client Sample ID:	E4-1	Date Sampled:	09/06/16
Lab Sample ID:	C47015-15	Date Received:	09/08/16
Matrix:	SO - Soil	Percent Solids:	n/a
Method:	SW846 8270D SW846 3550C		
Project:	Vallico Mall, Wolfe Rd, Cupertino CA		

ABN Full List w/o PAHs

CAS No.	Compound	Result	RL	MDL	Units	Q
84-66-2	Diethyl Phthalate	ND	330	33	ug/kg	
131-11-3	Dimethyl Phthalate	ND	170	33	ug/kg	
117-84-0	Di-n-octyl Phthalate	ND	170	33	ug/kg	
84-74-2	Di-n-butyl Phthalate	ND	330	67	ug/kg	
121-14-2	2,4-Dinitrotoluene	ND	170	17	ug/kg	
606-20-2	2,6-Dinitrotoluene	ND	170	21	ug/kg	
122-66-7	1,2-Diphenylhydrazine	ND	170	28	ug/kg	
117-81-7	bis(2-Ethylhexyl)phthalate	ND	330	33	ug/kg	
118-74-1	Hexachlorobenzene	ND	170	21	ug/kg	
87-68-3	Hexachlorobutadiene	ND	170	19	ug/kg	
77-47-4	Hexachlorocyclopentadiene	ND	170	33	ug/kg	
67-72-1	Hexachloroethane	ND	170	19	ug/kg	
78-59-1	Isophorone	ND	170	17	ug/kg	
88-74-4	2-Nitroaniline	ND	170	28	ug/kg	
99-09-2	3-Nitroaniline	ND	170	28	ug/kg	
100-01-6	4-Nitroaniline	ND	170	28	ug/kg	
98-95-3	Nitrobenzene	ND	170	22	ug/kg	
62-75-9	N-Nitrosodimethylamine	ND	170	40	ug/kg	
621-64-7	N-Nitrosodi-n-propylamine	ND	170	18	ug/kg	
86-30-6	N-Nitrosodiphenylamine	ND	170	32	ug/kg	
110-86-1	Pyridine	ND	330	33	ug/kg	
120-82-1	1,2,4-Trichlorobenzene	ND	170	20	ug/kg	

CAS No.	Surrogate Recoveries	Run# 1	Run# 2	Limits
367-12-4	2-Fluorophenol	58%		40-102%
4165-62-2	Phenol-d5	63%		41-100%
118-79-6	2,4,6-Tribromophenol	60%		42-108%
4165-60-0	Nitrobenzene-d5	57%		40-105%
321-60-8	2-Fluorobiphenyl	60%		43-107%
1718-51-0	Terphenyl-d14	71%		45-119%

(a) Analysis performed at SGS Accutest, Orlando FL.

(b) Associated ICV outside control limits.

ND = Not detected MDL = Method Detection Limit
 RL = Reporting Limit
 E = Indicates value exceeds calibration range

J = Indicates an estimated value
 B = Indicates analyte found in associated method blank
 N = Indicates presumptive evidence of a compound

Report of Analysis

Client Sample ID:	E4-1	Date Sampled:	09/06/16
Lab Sample ID:	C47015-15	Date Received:	09/08/16
Matrix:	SO - Soil	Percent Solids:	n/a
Method:	SW846 8270D BY SIM SW846 3546		
Project:	Vallico Mall, Wolfe Rd, Cupertino CA		

	File ID	DF	Analyzed	By	Prep Date	Prep Batch	Analytical Batch
Run #1 ^a	W094936.D	1	09/13/16	AFL	09/10/16	F:OP61814	F:SW4253
Run #2							

	Initial Weight	Final Volume
Run #1	14.8 g	1.0 ml
Run #2		

BN PAH List

CAS No.	Compound	Result	RL	MDL	Units	Q
83-32-9	Acenaphthene	ND	68	27	ug/kg	
208-96-8	Acenaphthylene	ND	68	27	ug/kg	
120-12-7	Anthracene	ND	68	17	ug/kg	
56-55-3	Benzo(a)anthracene	ND	14	3.4	ug/kg	
50-32-8	Benzo(a)pyrene	ND	14	3.4	ug/kg	
205-99-2	Benzo(b)fluoranthene	ND	14	3.4	ug/kg	
191-24-2	Benzo(g,h,i)perylene	ND	14	3.4	ug/kg	
207-08-9	Benzo(k)fluoranthene	ND	14	3.4	ug/kg	
218-01-9	Chrysene	ND	14	3.4	ug/kg	
53-70-3	Dibenzo(a,h)anthracene	ND	14	3.4	ug/kg	
206-44-0	Fluoranthene	ND	68	17	ug/kg	
86-73-7	Fluorene	ND	68	27	ug/kg	
193-39-5	Indeno(1,2,3-cd)pyrene	ND	14	3.4	ug/kg	
90-12-0	1-Methylnaphthalene	ND	68	27	ug/kg	
91-57-6	2-Methylnaphthalene	ND	68	27	ug/kg	
91-20-3	Naphthalene	ND	68	27	ug/kg	
85-01-8	Phenanthrene	ND	68	17	ug/kg	
129-00-0	Pyrene	ND	68	17	ug/kg	

CAS No.	Surrogate Recoveries	Run# 1	Run# 2	Limits
4165-60-0	Nitrobenzene-d5	85%		40-105%
321-60-8	2-Fluorobiphenyl	81%		43-107%
1718-51-0	Terphenyl-d14	74%		45-119%

(a) Analysis performed at SGS Accutest, Orlando FL.

ND = Not detected MDL = Method Detection Limit
 RL = Reporting Limit
 E = Indicates value exceeds calibration range

J = Indicates an estimated value
 B = Indicates analyte found in associated method blank
 N = Indicates presumptive evidence of a compound

Report of Analysis

Client Sample ID: E4-1	Date Sampled: 09/06/16
Lab Sample ID: C47015-15	Date Received: 09/08/16
Matrix: SO - Soil	Percent Solids: n/a
Method: SW846 8015C	
Project: Vallico Mall, Wolfe Rd, Cupertino CA	

	File ID	DF	Analyzed	By	Prep Date	Prep Batch	Analytical Batch
Run #1 ^a	UV075778.D	1	09/12/16	AFL	n/a	n/a	F:GUV4034
Run #2							

	Initial Weight	Final Volume	Methanol Aliquot
Run #1	5.74 g	5.0 ml	100 ul
Run #2			

CAS No.	Compound	Result	RL	MDL	Units	Q
	TPH-GRO (C6-C10)	ND	4.4	2.2	mg/kg	

CAS No.	Surrogate Recoveries	Run# 1	Run# 2	Limits
460-00-4	4-Bromofluorobenzene	94%		56-149%
98-08-8	aaa-Trifluorotoluene	94%		66-132%

(a) Sample was received in a bulk container but was not preserved within 48 hours of sampling. Reported results are considered minimum values. Analysis performed at SGS Accutest, Orlando FL.

ND = Not detected	MDL = Method Detection Limit	J = Indicates an estimated value
RL = Reporting Limit		B = Indicates analyte found in associated method blank
E = Indicates value exceeds calibration range		N = Indicates presumptive evidence of a compound

Report of Analysis

Client Sample ID: E4-1		Date Sampled: 09/06/16
Lab Sample ID: C47015-15		Date Received: 09/08/16
Matrix: SO - Soil		Percent Solids: n/a
Method: SW846 8081B SW846 3546		
Project: Vallico Mall, Wolfe Rd, Cupertino CA		

	File ID	DF	Analyzed	By	Prep Date	Prep Batch	Analytical Batch
Run #1 ^a	TT379296.D	1	09/13/16	AFL	09/10/16	F:OP61815	F:GTT1859
Run #2							

	Initial Weight	Final Volume
Run #1	15.2 g	5.0 ml
Run #2		

Pesticide PPL List

CAS No.	Compound	Result	RL	MDL	Units	Q
309-00-2	Aldrin	ND	1.6	0.50	ug/kg	
319-84-6	alpha-BHC	ND	1.6	0.51	ug/kg	
319-85-7	beta-BHC	ND	1.6	0.50	ug/kg	
319-86-8	delta-BHC	ND	1.6	0.48	ug/kg	
58-89-9	gamma-BHC (Lindane)	ND	1.6	0.50	ug/kg	
12789-03-6	Chlordane	ND	16	6.6	ug/kg	
60-57-1	Dieldrin	ND	1.6	0.62	ug/kg	
72-54-8	4,4'-DDD	ND	3.3	0.57	ug/kg	
72-55-9	4,4'-DDE	ND	3.3	0.53	ug/kg	
50-29-3	4,4'-DDT	ND	3.3	0.64	ug/kg	
72-20-8	Endrin	ND	3.3	0.61	ug/kg	
1031-07-8	Endosulfan sulfate	ND	3.3	0.62	ug/kg	
7421-93-4	Endrin aldehyde	ND	3.3	0.61	ug/kg	
959-98-8	Endosulfan-I	ND	1.6	0.48	ug/kg	
33213-65-9	Endosulfan-II	ND	1.6	0.61	ug/kg	
76-44-8	Heptachlor	ND	1.6	0.56	ug/kg	
1024-57-3	Heptachlor epoxide	ND	1.6	0.58	ug/kg	
72-43-5	Methoxychlor	ND	3.3	0.85	ug/kg	
8001-35-2	Toxaphene	ND	82	33	ug/kg	

CAS No.	Surrogate Recoveries	Run# 1	Run# 2	Limits
877-09-8	Tetrachloro-m-xylene	108%		50-122%
2051-24-3	Decachlorobiphenyl	74%		50-133%

(a) Analysis performed at SGS Accutest, Orlando FL.

ND = Not detected MDL = Method Detection Limit
 RL = Reporting Limit
 E = Indicates value exceeds calibration range

J = Indicates an estimated value
 B = Indicates analyte found in associated method blank
 N = Indicates presumptive evidence of a compound

Report of Analysis

Client Sample ID: E4-1		Date Sampled: 09/06/16
Lab Sample ID: C47015-15		Date Received: 09/08/16
Matrix: SO - Soil		Percent Solids: n/a
Method: SW846 8082A SW846 3546		
Project: Vallico Mall, Wolfe Rd, Cupertino CA		

	File ID	DF	Analyzed	By	Prep Date	Prep Batch	Analytical Batch
Run #1 ^a	ST138371.D	1	09/13/16	AFL	09/10/16	F:OP61816	F:GST3293
Run #2							

	Initial Weight	Final Volume
Run #1	15.2 g	5.0 ml
Run #2		

PCB List

CAS No.	Compound	Result	RL	MDL	Units	Q
12674-11-2	Aroclor 1016	ND	16	6.6	ug/kg	
11104-28-2	Aroclor 1221	ND	16	8.4	ug/kg	
11141-16-5	Aroclor 1232	ND	16	8.2	ug/kg	
53469-21-9	Aroclor 1242	ND	16	6.6	ug/kg	
12672-29-6	Aroclor 1248	ND	16	6.6	ug/kg	
11097-69-1	Aroclor 1254	ND	16	7.9	ug/kg	
11096-82-5	Aroclor 1260	ND	16	6.6	ug/kg	

CAS No.	Surrogate Recoveries	Run# 1	Run# 2	Limits
877-09-8	Tetrachloro-m-xylene	87%		44-126%
2051-24-3	Decachlorobiphenyl	94%		41-145%

(a) Analysis performed at SGS Accutest, Orlando FL.

ND = Not detected MDL = Method Detection Limit
 RL = Reporting Limit
 E = Indicates value exceeds calibration range

J = Indicates an estimated value
 B = Indicates analyte found in associated method blank
 N = Indicates presumptive evidence of a compound

Report of Analysis

Client Sample ID: E4-1		Date Sampled: 09/06/16
Lab Sample ID: C47015-15		Date Received: 09/08/16
Matrix: SO - Soil		Percent Solids: n/a
Method: SW846 8015C SW846 3550C		
Project: Vallico Mall, Wolfe Rd, Cupertino CA		

	File ID	DF	Analyzed	By	Prep Date	Prep Batch	Analytical Batch
Run #1 ^a	JR002606.D	1	09/13/16	AFL	09/09/16	F:OP61813	F:GJR96
Run #2							

	Initial Weight	Final Volume
Run #1	20.4 g	1.0 ml
Run #2		

TPH Extractable

CAS No.	Compound	Result	RL	MDL	Units	Q
	TPH (C10-C28)	ND	4.9	2.5	mg/kg	
	TPH (> C28-C40)	3.60	4.9	2.5	mg/kg	J

CAS No.	Surrogate Recoveries	Run# 1	Run# 2	Limits
84-15-1	o-Terphenyl	84%		56-122%

(a) Analysis performed at SGS Accutest, Orlando FL.

ND = Not detected MDL = Method Detection Limit
 RL = Reporting Limit
 E = Indicates value exceeds calibration range

J = Indicates an estimated value
 B = Indicates analyte found in associated method blank
 N = Indicates presumptive evidence of a compound

Report of Analysis

Client Sample ID: E4-1	Date Sampled: 09/06/16
Lab Sample ID: C47015-15	Date Received: 09/08/16
Matrix: SO - Soil	Percent Solids: n/a
Project: Vallico Mall, Wolfe Rd, Cupertino CA	

Metals Analysis

Analyte	Result	RL	Units	DF	Prep	Analyzed By	Method	Prep Method
Antimony ^a	< 4.2	4.2	mg/kg	5	09/09/16	09/12/16	AFL SW846 6010C ²	SW846 3050B ³
Arsenic ^a	3.9	2.1	mg/kg	5	09/09/16	09/12/16	AFL SW846 6010C ²	SW846 3050B ³
Barium ^a	172	42	mg/kg	5	09/09/16	09/12/16	AFL SW846 6010C ²	SW846 3050B ³
Beryllium ^a	< 1.1	1.1	mg/kg	5	09/09/16	09/12/16	AFL SW846 6010C ²	SW846 3050B ³
Cadmium ^a	< 0.85	0.85	mg/kg	5	09/09/16	09/12/16	AFL SW846 6010C ²	SW846 3050B ³
Chromium ^a	82.5	2.1	mg/kg	5	09/09/16	09/12/16	AFL SW846 6010C ²	SW846 3050B ³
Cobalt ^a	17.9	11	mg/kg	5	09/09/16	09/12/16	AFL SW846 6010C ²	SW846 3050B ³
Copper ^a	39.0	5.3	mg/kg	5	09/09/16	09/12/16	AFL SW846 6010C ²	SW846 3050B ³
Lead ^a	9.6	4.2	mg/kg	5	09/09/16	09/12/16	AFL SW846 6010C ²	SW846 3050B ³
Mercury ^b	0.098	0.040	mg/kg	1	09/12/16	09/12/16	AFL SW846 7471B ¹	SW846 7471B ⁴
Molybdenum ^a	< 11	11	mg/kg	5	09/09/16	09/12/16	AFL SW846 6010C ²	SW846 3050B ³
Nickel ^a	101	8.5	mg/kg	5	09/09/16	09/12/16	AFL SW846 6010C ²	SW846 3050B ³
Selenium ^a	< 4.2	4.2	mg/kg	5	09/09/16	09/12/16	AFL SW846 6010C ²	SW846 3050B ³
Silver ^a	< 2.1	2.1	mg/kg	5	09/09/16	09/12/16	AFL SW846 6010C ²	SW846 3050B ³
Thallium ^a	< 2.1	2.1	mg/kg	5	09/09/16	09/12/16	AFL SW846 6010C ²	SW846 3050B ³
Vanadium ^a	61.4	11	mg/kg	5	09/09/16	09/12/16	AFL SW846 6010C ²	SW846 3050B ³
Zinc ^a	59.7	4.2	mg/kg	5	09/09/16	09/12/16	AFL SW846 6010C ²	SW846 3050B ³

(1) Instrument QC Batch: F:MA13398

(2) Instrument QC Batch: F:MA13399

(3) Prep QC Batch: F:MP30813

(4) Prep QC Batch: F:MP30816

(a) Sample dilution required due to difficult matrix. Analysis performed at SGS Accutest, Orlando FL.

(b) Analysis performed at SGS Accutest, Orlando FL.

RL = Reporting Limit

Report of Analysis

Client Sample ID: E4-2		Date Sampled: 09/06/16
Lab Sample ID: C47015-16		Date Received: 09/08/16
Matrix: SO - Soil		Percent Solids: n/a
Method: SW846 8260B		
Project: Vallico Mall, Wolfe Rd, Cupertino CA		

	File ID	DF	Analyzed	By	Prep Date	Prep Batch	Analytical Batch
Run #1 ^a	F0079483.D	1	09/10/16	AFL	n/a	n/a	F:VF2731
Run #2							

	Initial Weight	Final Volume
Run #1	5.76 g	5.0 ml
Run #2		

VOA 8260 List

CAS No.	Compound	Result	RL	MDL	Units	Q
67-64-1	Acetone	ND	43	8.9	ug/kg	
71-43-2	Benzene	ND	4.3	1.1	ug/kg	
108-86-1	Bromobenzene	ND	4.3	1.1	ug/kg	
74-97-5	Bromochloromethane	ND	4.3	0.96	ug/kg	
75-27-4	Bromodichloromethane	ND	4.3	0.87	ug/kg	
75-25-2	Bromoform	ND	4.3	0.87	ug/kg	
78-93-3	2-Butanone (MEK)	ND	22	7.9	ug/kg	
104-51-8	n-Butylbenzene	ND	4.3	0.87	ug/kg	
135-98-8	sec-Butylbenzene	ND	4.3	0.87	ug/kg	
98-06-6	tert-Butylbenzene	ND	4.3	0.87	ug/kg	
56-23-5	Carbon Tetrachloride	ND	4.3	1.5	ug/kg	
108-90-7	Chlorobenzene	ND	4.3	0.87	ug/kg	
75-00-3	Chloroethane	ND	4.3	1.7	ug/kg	
67-66-3	Chloroform	ND	4.3	1.1	ug/kg	
95-49-8	o-Chlorotoluene	ND	4.3	0.87	ug/kg	
106-43-4	p-Chlorotoluene	ND	4.3	0.87	ug/kg	
124-48-1	Dibromochloromethane	ND	4.3	0.87	ug/kg	
96-12-8	1,2-Dibromo-3-chloropropane	ND	4.3	1.9	ug/kg	
106-93-4	1,2-Dibromoethane	ND	4.3	0.87	ug/kg	
75-71-8	Dichlorodifluoromethane	ND	4.3	2.2	ug/kg	
95-50-1	1,2-Dichlorobenzene	ND	4.3	0.87	ug/kg	
541-73-1	1,3-Dichlorobenzene	ND	4.3	0.87	ug/kg	
106-46-7	1,4-Dichlorobenzene	ND	4.3	0.89	ug/kg	
75-34-3	1,1-Dichloroethane	ND	4.3	1.5	ug/kg	
107-06-2	1,2-Dichloroethane	ND	4.3	0.87	ug/kg	
75-35-4	1,1-Dichloroethylene	ND	4.3	0.87	ug/kg	
156-59-2	cis-1,2-Dichloroethylene	ND	4.3	1.0	ug/kg	
156-60-5	trans-1,2-Dichloroethylene	ND	4.3	1.3	ug/kg	
78-87-5	1,2-Dichloropropane	ND	4.3	1.4	ug/kg	
142-28-9	1,3-Dichloropropane	ND	4.3	0.87	ug/kg	
594-20-7	2,2-Dichloropropane	ND	4.3	0.87	ug/kg	
563-58-6	1,1-Dichloropropene	ND	4.3	1.1	ug/kg	

ND = Not detected MDL = Method Detection Limit

RL = Reporting Limit

E = Indicates value exceeds calibration range

J = Indicates an estimated value

B = Indicates analyte found in associated method blank

N = Indicates presumptive evidence of a compound

Report of Analysis

Client Sample ID:	E4-2	Date Sampled:	09/06/16
Lab Sample ID:	C47015-16	Date Received:	09/08/16
Matrix:	SO - Soil	Percent Solids:	n/a
Method:	SW846 8260B		
Project:	Vallico Mall, Wolfe Rd, Cupertino CA		

VOA 8260 List

CAS No.	Compound	Result	RL	MDL	Units	Q
10061-01-5	cis-1,3-Dichloropropene	ND	4.3	1.6	ug/kg	
10061-02-6	trans-1,3-Dichloropropene	ND	4.3	0.87	ug/kg	
108-20-3	Di-Isopropyl Ether	ND	4.3	1.0	ug/kg	
100-41-4	Ethylbenzene	ND	4.3	0.95	ug/kg	
637-92-3	Ethyl Tert Butyl Ether	ND	4.3	1.1	ug/kg	
87-68-3	Hexachlorobutadiene	ND	4.3	1.9	ug/kg	
591-78-6	2-Hexanone	ND	22	7.6	ug/kg	
98-82-8	Isopropylbenzene	ND	4.3	1.2	ug/kg	
99-87-6	p-Isopropyltoluene	ND	4.3	0.87	ug/kg	
74-83-9	Methyl Bromide	ND	4.3	2.2	ug/kg	
74-87-3	Methyl Chloride	ND	4.3	2.1	ug/kg	
74-95-3	Methylene Bromide	ND	4.3	1.6	ug/kg	
75-09-2	Methylene Chloride ^b	9.9	8.7	3.5	ug/kg	
108-10-1	4-Methyl-2-pentanone (MIBK)	ND	22	9.3	ug/kg	
1634-04-4	Methyl Tert Butyl Ether	ND	4.3	0.96	ug/kg	
91-20-3	Naphthalene	ND	4.3	1.7	ug/kg	
103-65-1	n-Propylbenzene	ND	4.3	1.1	ug/kg	
100-42-5	Styrene	ND	4.3	0.87	ug/kg	
994-05-8	Tert-Amyl Methyl Ether	ND	4.3	1.2	ug/kg	
75-65-0	Tert-Butyl Alcohol	ND	43	12	ug/kg	
630-20-6	1,1,1,2-Tetrachloroethane	ND	4.3	0.97	ug/kg	
79-34-5	1,1,2,2-Tetrachloroethane	ND	4.3	1.9	ug/kg	
127-18-4	Tetrachloroethylene	ND	4.3	1.1	ug/kg	
108-88-3	Toluene	ND	4.3	0.98	ug/kg	
87-61-6	1,2,3-Trichlorobenzene	ND	4.3	1.7	ug/kg	
120-82-1	1,2,4-Trichlorobenzene	ND	4.3	1.3	ug/kg	
71-55-6	1,1,1-Trichloroethane	ND	4.3	0.87	ug/kg	
79-00-5	1,1,2-Trichloroethane	ND	4.3	1.6	ug/kg	
79-01-6	Trichloroethylene	ND	4.3	1.0	ug/kg	
75-69-4	Trichlorofluoromethane	ND	4.3	1.6	ug/kg	
96-18-4	1,2,3-Trichloropropane	ND	4.3	1.4	ug/kg	
95-63-6	1,2,4-Trimethylbenzene	ND	4.3	0.87	ug/kg	
108-67-8	1,3,5-Trimethylbenzene	ND	4.3	0.87	ug/kg	
75-01-4	Vinyl Chloride	ND	4.3	1.4	ug/kg	
1330-20-7	Xylene (total)	ND	13	2.5	ug/kg	

CAS No.	Surrogate Recoveries	Run# 1	Run# 2	Limits
1868-53-7	Dibromofluoromethane	115%		75-124%
17060-07-0	1,2-Dichloroethane-D4	125%		72-135%

ND = Not detected MDL = Method Detection Limit
 RL = Reporting Limit
 E = Indicates value exceeds calibration range

J = Indicates an estimated value
 B = Indicates analyte found in associated method blank
 N = Indicates presumptive evidence of a compound

Report of Analysis

Client Sample ID:	E4-2	Date Sampled:	09/06/16
Lab Sample ID:	C47015-16	Date Received:	09/08/16
Matrix:	SO - Soil	Percent Solids:	n/a
Method:	SW846 8260B		
Project:	Vallico Mall, Wolfe Rd, Cupertino CA		

VOA 8260 List

CAS No.	Surrogate Recoveries	Run# 1	Run# 2	Limits
2037-26-5	Toluene-D8	92%		75-126%
460-00-4	4-Bromofluorobenzene	97%		71-133%

- (a) Sample was received in a bulk container but was not preserved within 48 hours of sampling. Reported results are considered minimum values. Analysis performed at SGS Accutest, Orlando FL.
- (b) Suspected laboratory contaminant.

ND = Not detected MDL = Method Detection Limit
 RL = Reporting Limit
 E = Indicates value exceeds calibration range

J = Indicates an estimated value
 B = Indicates analyte found in associated method blank
 N = Indicates presumptive evidence of a compound

Report of Analysis

Client Sample ID: E4-2		Date Sampled: 09/06/16
Lab Sample ID: C47015-16		Date Received: 09/08/16
Matrix: SO - Soil		Percent Solids: n/a
Method: SW846 8270D SW846 3550C		
Project: Vallico Mall, Wolfe Rd, Cupertino CA		

	File ID	DF	Analyzed	By	Prep Date	Prep Batch	Analytical Batch
Run #1 ^a	X049005.D	1	09/13/16	AFL	09/09/16	F:OP61812	F:SX2121
Run #2							

	Initial Weight	Final Volume
Run #1	29.6 g	1.0 ml
Run #2		

ABN Full List w/o PAHs

CAS No.	Compound	Result	RL	MDL	Units	Q
65-85-0	Benzoic Acid	ND	840	170	ug/kg	
59-50-7	4-Chloro-3-methyl Phenol	ND	170	25	ug/kg	
95-57-8	2-Chlorophenol	ND	170	21	ug/kg	
120-83-2	2,4-Dichlorophenol	ND	170	24	ug/kg	
105-67-9	2,4-Dimethylphenol	ND	170	21	ug/kg	
51-28-5	2,4-Dinitrophenol	ND	840	170	ug/kg	
534-52-1	4,6-Dinitro-o-cresol	ND	340	68	ug/kg	
95-48-7	2-Methylphenol	ND	170	18	ug/kg	
	3&4-Methylphenol	ND	170	40	ug/kg	
88-75-5	2-Nitrophenol	ND	170	21	ug/kg	
100-02-7	4-Nitrophenol	ND	840	140	ug/kg	
87-86-5	Pentachlorophenol	ND	840	140	ug/kg	
108-95-2	Phenol	ND	170	20	ug/kg	
95-95-4	2,4,5-Trichlorophenol	ND	170	18	ug/kg	
88-06-2	2,4,6-Trichlorophenol	ND	170	21	ug/kg	
62-53-3	Aniline	ND	170	34	ug/kg	
92-87-5	Benzidine	ND	1700	340	ug/kg	
100-51-6	Benzyl Alcohol	ND	170	23	ug/kg	
101-55-3	4-Bromophenyl phenyl ether	ND	170	20	ug/kg	
85-68-7	Butyl benzyl phthalate	ND	170	34	ug/kg	
86-74-8	Carbazole	ND	170	20	ug/kg	
106-47-8	4-Chloroaniline	ND	170	24	ug/kg	
111-91-1	bis(2-Chloroethoxy)methane	ND	170	26	ug/kg	
111-44-4	bis(2-Chloroethyl)ether	ND	170	30	ug/kg	
108-60-1	bis(2-Chloroisopropyl)ether	ND	170	24	ug/kg	
91-58-7	2-Chloronaphthalene	ND	170	23	ug/kg	
7005-72-3	4-Chlorophenyl phenyl ether	ND	170	21	ug/kg	
132-64-9	Dibenzofuran	ND	170	21	ug/kg	
95-50-1	1,2-Dichlorobenzene	ND	170	17	ug/kg	
541-73-1	1,3-Dichlorobenzene	ND	170	19	ug/kg	
106-46-7	1,4-Dichlorobenzene	ND	170	20	ug/kg	
91-94-1	3,3'-Dichlorobenzidine	ND	170	19	ug/kg	

ND = Not detected MDL = Method Detection Limit

RL = Reporting Limit

E = Indicates value exceeds calibration range

J = Indicates an estimated value

B = Indicates analyte found in associated method blank

N = Indicates presumptive evidence of a compound

Report of Analysis

Client Sample ID:	E4-2	Date Sampled:	09/06/16
Lab Sample ID:	C47015-16	Date Received:	09/08/16
Matrix:	SO - Soil	Percent Solids:	n/a
Method:	SW846 8270D SW846 3550C		
Project:	Vallico Mall, Wolfe Rd, Cupertino CA		

ABN Full List w/o PAHs

CAS No.	Compound	Result	RL	MDL	Units	Q
84-66-2	Diethyl Phthalate	ND	340	34	ug/kg	
131-11-3	Dimethyl Phthalate	ND	170	34	ug/kg	
117-84-0	Di-n-octyl Phthalate	ND	170	34	ug/kg	
84-74-2	Di-n-butyl Phthalate	ND	340	68	ug/kg	
121-14-2	2,4-Dinitrotoluene	ND	170	17	ug/kg	
606-20-2	2,6-Dinitrotoluene	ND	170	22	ug/kg	
122-66-7	1,2-Diphenylhydrazine	ND	170	28	ug/kg	
117-81-7	bis(2-Ethylhexyl)phthalate	ND	340	34	ug/kg	
118-74-1	Hexachlorobenzene	ND	170	21	ug/kg	
87-68-3	Hexachlorobutadiene	ND	170	19	ug/kg	
77-47-4	Hexachlorocyclopentadiene	ND	170	34	ug/kg	
67-72-1	Hexachloroethane	ND	170	20	ug/kg	
78-59-1	Isophorone	ND	170	17	ug/kg	
88-74-4	2-Nitroaniline	ND	170	29	ug/kg	
99-09-2	3-Nitroaniline	ND	170	29	ug/kg	
100-01-6	4-Nitroaniline	ND	170	29	ug/kg	
98-95-3	Nitrobenzene	ND	170	22	ug/kg	
62-75-9	N-Nitrosodimethylamine	ND	170	41	ug/kg	
621-64-7	N-Nitrosodi-n-propylamine	ND	170	18	ug/kg	
86-30-6	N-Nitrosodiphenylamine	ND	170	32	ug/kg	
110-86-1	Pyridine	ND	340	34	ug/kg	
120-82-1	1,2,4-Trichlorobenzene	ND	170	21	ug/kg	

CAS No.	Surrogate Recoveries	Run# 1	Run# 2	Limits
367-12-4	2-Fluorophenol	49%		40-102%
4165-62-2	Phenol-d5	54%		41-100%
118-79-6	2,4,6-Tribromophenol	78%		42-108%
4165-60-0	Nitrobenzene-d5	51%		40-105%
321-60-8	2-Fluorobiphenyl	55%		43-107%
1718-51-0	Terphenyl-d14	63%		45-119%

(a) Analysis performed at SGS Accutest, Orlando FL.

ND = Not detected MDL = Method Detection Limit
 RL = Reporting Limit
 E = Indicates value exceeds calibration range

J = Indicates an estimated value
 B = Indicates analyte found in associated method blank
 N = Indicates presumptive evidence of a compound

Report of Analysis

Client Sample ID: E4-2		Date Sampled: 09/06/16
Lab Sample ID: C47015-16		Date Received: 09/08/16
Matrix: SO - Soil		Percent Solids: n/a
Method: SW846 8270D BY SIM SW846 3546		
Project: Vallico Mall, Wolfe Rd, Cupertino CA		

	File ID	DF	Analyzed	By	Prep Date	Prep Batch	Analytical Batch
Run #1 ^a	W094937.D	1	09/13/16	AFL	09/10/16	F:OP61814	F:SW4253
Run #2							

	Initial Weight	Final Volume
Run #1	15.2 g	1.0 ml
Run #2		

BN PAH List

CAS No.	Compound	Result	RL	MDL	Units	Q
83-32-9	Acenaphthene	ND	66	26	ug/kg	
208-96-8	Acenaphthylene	ND	66	26	ug/kg	
120-12-7	Anthracene	ND	66	16	ug/kg	
56-55-3	Benzo(a)anthracene	ND	13	3.3	ug/kg	
50-32-8	Benzo(a)pyrene	ND	13	3.3	ug/kg	
205-99-2	Benzo(b)fluoranthene	ND	13	3.3	ug/kg	
191-24-2	Benzo(g,h,i)perylene	ND	13	3.3	ug/kg	
207-08-9	Benzo(k)fluoranthene	ND	13	3.3	ug/kg	
218-01-9	Chrysene	ND	13	3.3	ug/kg	
53-70-3	Dibenzo(a,h)anthracene	ND	13	3.3	ug/kg	
206-44-0	Fluoranthene	ND	66	16	ug/kg	
86-73-7	Fluorene	ND	66	26	ug/kg	
193-39-5	Indeno(1,2,3-cd)pyrene	ND	13	3.3	ug/kg	
90-12-0	1-Methylnaphthalene	ND	66	26	ug/kg	
91-57-6	2-Methylnaphthalene	ND	66	26	ug/kg	
91-20-3	Naphthalene	ND	66	26	ug/kg	
85-01-8	Phenanthrene	ND	66	16	ug/kg	
129-00-0	Pyrene	ND	66	16	ug/kg	

CAS No.	Surrogate Recoveries	Run# 1	Run# 2	Limits
4165-60-0	Nitrobenzene-d5	84%		40-105%
321-60-8	2-Fluorobiphenyl	89%		43-107%
1718-51-0	Terphenyl-d14	82%		45-119%

(a) Analysis performed at SGS Accutest, Orlando FL.

ND = Not detected MDL = Method Detection Limit
 RL = Reporting Limit
 E = Indicates value exceeds calibration range

J = Indicates an estimated value
 B = Indicates analyte found in associated method blank
 N = Indicates presumptive evidence of a compound

Report of Analysis

Client Sample ID:	E4-2	Date Sampled:	09/06/16
Lab Sample ID:	C47015-16	Date Received:	09/08/16
Matrix:	SO - Soil	Percent Solids:	n/a
Method:	SW846 8015C		
Project:	Vallico Mall, Wolfe Rd, Cupertino CA		

	File ID	DF	Analyzed	By	Prep Date	Prep Batch	Analytical Batch
Run #1 ^a	UV075779.D	1	09/12/16	AFL	n/a	n/a	F:GUV4034
Run #2							

	Initial Weight	Final Volume	Methanol Aliquot
Run #1	4.79 g	5.0 ml	100 ul
Run #2			

CAS No.	Compound	Result	RL	MDL	Units	Q
	TPH-GRO (C6-C10)	ND	5.2	2.6	mg/kg	

CAS No.	Surrogate Recoveries	Run# 1	Run# 2	Limits
460-00-4	4-Bromofluorobenzene	92%		56-149%
98-08-8	aaa-Trifluorotoluene	94%		66-132%

(a) Sample was received in a bulk container but was not preserved within 48 hours of sampling. Reported results are considered minimum values. Analysis performed at SGS Accutest, Orlando FL.

ND = Not detected MDL = Method Detection Limit

RL = Reporting Limit

E = Indicates value exceeds calibration range

J = Indicates an estimated value

B = Indicates analyte found in associated method blank

N = Indicates presumptive evidence of a compound

Report of Analysis

Client Sample ID: E4-2		Date Sampled: 09/06/16
Lab Sample ID: C47015-16		Date Received: 09/08/16
Matrix: SO - Soil		Percent Solids: n/a
Method: SW846 8081B SW846 3546		
Project: Vallico Mall, Wolfe Rd, Cupertino CA		

	File ID	DF	Analyzed	By	Prep Date	Prep Batch	Analytical Batch
Run #1 ^a	TT379299.D	1	09/13/16	AFL	09/10/16	F:OP61815	F:GTT1859
Run #2							

	Initial Weight	Final Volume
Run #1	14.9 g	5.0 ml
Run #2		

Pesticide PPL List

CAS No.	Compound	Result	RL	MDL	Units	Q
309-00-2	Aldrin	ND	1.7	0.51	ug/kg	
319-84-6	alpha-BHC	ND	1.7	0.52	ug/kg	
319-85-7	beta-BHC	ND	1.7	0.51	ug/kg	
319-86-8	delta-BHC	ND	1.7	0.49	ug/kg	
58-89-9	gamma-BHC (Lindane)	ND	1.7	0.51	ug/kg	
12789-03-6	Chlordane	ND	17	6.7	ug/kg	
60-57-1	Dieldrin	ND	1.7	0.63	ug/kg	
72-54-8	4,4' -DDD	ND	3.4	0.58	ug/kg	
72-55-9	4,4' -DDE	ND	3.4	0.54	ug/kg	
50-29-3	4,4' -DDT	ND	3.4	0.66	ug/kg	
72-20-8	Endrin	ND	3.4	0.62	ug/kg	
1031-07-8	Endosulfan sulfate	ND	3.4	0.63	ug/kg	
7421-93-4	Endrin aldehyde	ND	3.4	0.62	ug/kg	
959-98-8	Endosulfan-I	ND	1.7	0.49	ug/kg	
33213-65-9	Endosulfan-II	ND	1.7	0.62	ug/kg	
76-44-8	Heptachlor	ND	1.7	0.57	ug/kg	
1024-57-3	Heptachlor epoxide	ND	1.7	0.59	ug/kg	
72-43-5	Methoxychlor	ND	3.4	0.86	ug/kg	
8001-35-2	Toxaphene	ND	84	34	ug/kg	

CAS No.	Surrogate Recoveries	Run# 1	Run# 2	Limits
877-09-8	Tetrachloro-m-xylene	103%		50-122%
2051-24-3	Decachlorobiphenyl	76%		50-133%

(a) Analysis performed at SGS Accutest, Orlando FL.

ND = Not detected MDL = Method Detection Limit
 RL = Reporting Limit
 E = Indicates value exceeds calibration range

J = Indicates an estimated value
 B = Indicates analyte found in associated method blank
 N = Indicates presumptive evidence of a compound

Report of Analysis

Client Sample ID: E4-2		Date Sampled: 09/06/16
Lab Sample ID: C47015-16		Date Received: 09/08/16
Matrix: SO - Soil		Percent Solids: n/a
Method: SW846 8082A SW846 3546		
Project: Vallico Mall, Wolfe Rd, Cupertino CA		

	File ID	DF	Analyzed	By	Prep Date	Prep Batch	Analytical Batch
Run #1 ^a	ST138372.D	1	09/13/16	AFL	09/10/16	F:OP61816	F:GST3293
Run #2							

	Initial Weight	Final Volume
Run #1	14.9 g	5.0 ml
Run #2		

PCB List

CAS No.	Compound	Result	RL	MDL	Units	Q
12674-11-2	Aroclor 1016	ND	17	6.7	ug/kg	
11104-28-2	Aroclor 1221	ND	17	8.6	ug/kg	
11141-16-5	Aroclor 1232	ND	17	8.4	ug/kg	
53469-21-9	Aroclor 1242	ND	17	6.7	ug/kg	
12672-29-6	Aroclor 1248	ND	17	6.7	ug/kg	
11097-69-1	Aroclor 1254	ND	17	8.0	ug/kg	
11096-82-5	Aroclor 1260	ND	17	6.7	ug/kg	

CAS No.	Surrogate Recoveries	Run# 1	Run# 2	Limits
877-09-8	Tetrachloro-m-xylene	84%		44-126%
2051-24-3	Decachlorobiphenyl	88%		41-145%

(a) Analysis performed at SGS Accutest, Orlando FL.

ND = Not detected MDL = Method Detection Limit
 RL = Reporting Limit
 E = Indicates value exceeds calibration range

J = Indicates an estimated value
 B = Indicates analyte found in associated method blank
 N = Indicates presumptive evidence of a compound

Report of Analysis

Client Sample ID: E4-2	Date Sampled: 09/06/16
Lab Sample ID: C47015-16	Date Received: 09/08/16
Matrix: SO - Soil	Percent Solids: n/a
Method: SW846 8015C SW846 3550C	
Project: Vallico Mall, Wolfe Rd, Cupertino CA	

	File ID	DF	Analyzed	By	Prep Date	Prep Batch	Analytical Batch
Run #1 ^a	JR002701.D	1	09/15/16	AFL	09/09/16	F:OP61813	F:GJR99
Run #2							

	Initial Weight	Final Volume
Run #1	20.4 g	1.0 ml
Run #2		

TPH Extractable

CAS No.	Compound	Result	RL	MDL	Units	Q
	TPH (C10-C28)	ND	4.9	2.5	mg/kg	
	TPH (> C28-C40)	ND	4.9	2.5	mg/kg	

CAS No.	Surrogate Recoveries	Run# 1	Run# 2	Limits
84-15-1	o-Terphenyl	77%		56-122%

(a) Analysis performed at SGS Accutest, Orlando FL.

ND = Not detected MDL = Method Detection Limit J = Indicates an estimated value
 RL = Reporting Limit B = Indicates analyte found in associated method blank
 E = Indicates value exceeds calibration range N = Indicates presumptive evidence of a compound

Report of Analysis

Client Sample ID: E4-2	Date Sampled: 09/06/16
Lab Sample ID: C47015-16	Date Received: 09/08/16
Matrix: SO - Soil	Percent Solids: n/a
Project: Vallico Mall, Wolfe Rd, Cupertino CA	

Metals Analysis

Analyte	Result	RL	Units	DF	Prep	Analyzed By	Method	Prep Method
Antimony ^a	< 3.7	3.7	mg/kg	5	09/09/16	09/12/16	AFL SW846 6010C ²	SW846 3050B ³
Arsenic ^a	4.5	1.8	mg/kg	5	09/09/16	09/12/16	AFL SW846 6010C ²	SW846 3050B ³
Barium ^a	167	37	mg/kg	5	09/09/16	09/12/16	AFL SW846 6010C ²	SW846 3050B ³
Beryllium ^a	< 0.92	0.92	mg/kg	5	09/09/16	09/12/16	AFL SW846 6010C ²	SW846 3050B ³
Cadmium ^a	< 0.74	0.74	mg/kg	5	09/09/16	09/12/16	AFL SW846 6010C ²	SW846 3050B ³
Chromium ^a	65.3	1.8	mg/kg	5	09/09/16	09/12/16	AFL SW846 6010C ²	SW846 3050B ³
Cobalt ^a	16.7	9.2	mg/kg	5	09/09/16	09/12/16	AFL SW846 6010C ²	SW846 3050B ³
Copper ^a	32.0	4.6	mg/kg	5	09/09/16	09/12/16	AFL SW846 6010C ²	SW846 3050B ³
Lead ^a	10.5	3.7	mg/kg	5	09/09/16	09/12/16	AFL SW846 6010C ²	SW846 3050B ³
Mercury ^b	0.044	0.038	mg/kg	1	09/12/16	09/12/16	AFL SW846 7471B ¹	SW846 7471B ⁴
Molybdenum ^a	< 9.2	9.2	mg/kg	5	09/09/16	09/12/16	AFL SW846 6010C ²	SW846 3050B ³
Nickel ^a	82.4	7.4	mg/kg	5	09/09/16	09/12/16	AFL SW846 6010C ²	SW846 3050B ³
Selenium ^a	< 3.7	3.7	mg/kg	5	09/09/16	09/12/16	AFL SW846 6010C ²	SW846 3050B ³
Silver ^a	< 1.8	1.8	mg/kg	5	09/09/16	09/12/16	AFL SW846 6010C ²	SW846 3050B ³
Thallium ^a	< 1.8	1.8	mg/kg	5	09/09/16	09/12/16	AFL SW846 6010C ²	SW846 3050B ³
Vanadium ^a	52.5	9.2	mg/kg	5	09/09/16	09/12/16	AFL SW846 6010C ²	SW846 3050B ³
Zinc ^a	56.6	3.7	mg/kg	5	09/09/16	09/12/16	AFL SW846 6010C ²	SW846 3050B ³

(1) Instrument QC Batch: F:MA13398

(2) Instrument QC Batch: F:MA13399

(3) Prep QC Batch: F:MP30813

(4) Prep QC Batch: F:MP30816

(a) Sample dilution required due to difficult matrix. Analysis performed at SGS Accutest, Orlando FL.

(b) Analysis performed at SGS Accutest, Orlando FL.

RL = Reporting Limit

Report of Analysis

Client Sample ID:	E4-3	Date Sampled:	09/06/16
Lab Sample ID:	C47015-17	Date Received:	09/08/16
Matrix:	SO - Soil	Percent Solids:	n/a
Method:	SW846 8260B		
Project:	Vallico Mall, Wolfe Rd, Cupertino CA		

	File ID	DF	Analyzed	By	Prep Date	Prep Batch	Analytical Batch
Run #1 ^a	C0117997.D	1	09/12/16	AFL	n/a	n/a	F:VC4681
Run #2							

	Initial Weight	Final Volume
Run #1	4.86 g	5.0 ml
Run #2		

VOA 8260 List

CAS No.	Compound	Result	RL	MDL	Units	Q
67-64-1	Acetone	ND	51	10	ug/kg	
71-43-2	Benzene	ND	5.1	1.3	ug/kg	
108-86-1	Bromobenzene	ND	5.1	1.3	ug/kg	
74-97-5	Bromochloromethane	ND	5.1	1.1	ug/kg	
75-27-4	Bromodichloromethane	ND	5.1	1.0	ug/kg	
75-25-2	Bromoform	ND	5.1	1.0	ug/kg	
78-93-3	2-Butanone (MEK)	ND	26	9.3	ug/kg	
104-51-8	n-Butylbenzene	ND	5.1	1.0	ug/kg	
135-98-8	sec-Butylbenzene	ND	5.1	1.0	ug/kg	
98-06-6	tert-Butylbenzene	ND	5.1	1.0	ug/kg	
56-23-5	Carbon Tetrachloride	ND	5.1	1.8	ug/kg	
108-90-7	Chlorobenzene	ND	5.1	1.0	ug/kg	
75-00-3	Chloroethane	ND	5.1	2.1	ug/kg	
67-66-3	Chloroform	ND	5.1	1.3	ug/kg	
95-49-8	o-Chlorotoluene	ND	5.1	1.0	ug/kg	
106-43-4	p-Chlorotoluene	ND	5.1	1.0	ug/kg	
124-48-1	Dibromochloromethane	ND	5.1	1.0	ug/kg	
96-12-8	1,2-Dibromo-3-chloropropane	ND	5.1	2.3	ug/kg	
106-93-4	1,2-Dibromoethane	ND	5.1	1.0	ug/kg	
75-71-8	Dichlorodifluoromethane	ND	5.1	2.6	ug/kg	
95-50-1	1,2-Dichlorobenzene	ND	5.1	1.0	ug/kg	
541-73-1	1,3-Dichlorobenzene	ND	5.1	1.0	ug/kg	
106-46-7	1,4-Dichlorobenzene	ND	5.1	1.0	ug/kg	
75-34-3	1,1-Dichloroethane	ND	5.1	1.7	ug/kg	
107-06-2	1,2-Dichloroethane	ND	5.1	1.0	ug/kg	
75-35-4	1,1-Dichloroethylene	ND	5.1	1.0	ug/kg	
156-59-2	cis-1,2-Dichloroethylene	ND	5.1	1.2	ug/kg	
156-60-5	trans-1,2-Dichloroethylene	ND	5.1	1.6	ug/kg	
78-87-5	1,2-Dichloropropane	ND	5.1	1.6	ug/kg	
142-28-9	1,3-Dichloropropane	ND	5.1	1.0	ug/kg	
594-20-7	2,2-Dichloropropane	ND	5.1	1.0	ug/kg	
563-58-6	1,1-Dichloropropene	ND	5.1	1.3	ug/kg	

ND = Not detected MDL = Method Detection Limit

RL = Reporting Limit

E = Indicates value exceeds calibration range

J = Indicates an estimated value

B = Indicates analyte found in associated method blank

N = Indicates presumptive evidence of a compound

Report of Analysis

Client Sample ID:	E4-3	Date Sampled:	09/06/16
Lab Sample ID:	C47015-17	Date Received:	09/08/16
Matrix:	SO - Soil	Percent Solids:	n/a
Method:	SW846 8260B		
Project:	Vallico Mall, Wolfe Rd, Cupertino CA		

VOA 8260 List

CAS No.	Compound	Result	RL	MDL	Units	Q
10061-01-5	cis-1,3-Dichloropropene	ND	5.1	2.0	ug/kg	
10061-02-6	trans-1,3-Dichloropropene	ND	5.1	1.0	ug/kg	
108-20-3	Di-Isopropyl Ether	ND	5.1	1.2	ug/kg	
100-41-4	Ethylbenzene	ND	5.1	1.1	ug/kg	
637-92-3	Ethyl Tert Butyl Ether	ND	5.1	1.3	ug/kg	
87-68-3	Hexachlorobutadiene	ND	5.1	2.2	ug/kg	
591-78-6	2-Hexanone	ND	26	9.0	ug/kg	
98-82-8	Isopropylbenzene	ND	5.1	1.5	ug/kg	
99-87-6	p-Isopropyltoluene	ND	5.1	1.0	ug/kg	
74-83-9	Methyl Bromide	ND	5.1	2.7	ug/kg	
74-87-3	Methyl Chloride	ND	5.1	2.5	ug/kg	
74-95-3	Methylene Bromide	ND	5.1	1.9	ug/kg	
75-09-2	Methylene Chloride ^b	8.3	10	4.1	ug/kg	J
108-10-1	4-Methyl-2-pentanone (MIBK)	ND	26	11	ug/kg	
1634-04-4	Methyl Tert Butyl Ether	ND	5.1	1.1	ug/kg	
91-20-3	Naphthalene	ND	5.1	2.1	ug/kg	
103-65-1	n-Propylbenzene	ND	5.1	1.3	ug/kg	
100-42-5	Styrene	ND	5.1	1.0	ug/kg	
994-05-8	Tert-Amyl Methyl Ether	ND	5.1	1.4	ug/kg	
75-65-0	Tert-Butyl Alcohol	ND	51	14	ug/kg	
630-20-6	1,1,1,2-Tetrachloroethane	ND	5.1	1.2	ug/kg	
79-34-5	1,1,2,2-Tetrachloroethane	ND	5.1	2.3	ug/kg	
127-18-4	Tetrachloroethylene	ND	5.1	1.3	ug/kg	
108-88-3	Toluene	ND	5.1	1.2	ug/kg	
87-61-6	1,2,3-Trichlorobenzene	ND	5.1	2.0	ug/kg	
120-82-1	1,2,4-Trichlorobenzene	ND	5.1	1.5	ug/kg	
71-55-6	1,1,1-Trichloroethane	ND	5.1	1.0	ug/kg	
79-00-5	1,1,2-Trichloroethane	ND	5.1	1.9	ug/kg	
79-01-6	Trichloroethylene	ND	5.1	1.2	ug/kg	
75-69-4	Trichlorofluoromethane	ND	5.1	1.9	ug/kg	
96-18-4	1,2,3-Trichloropropane	ND	5.1	1.7	ug/kg	
95-63-6	1,2,4-Trimethylbenzene	ND	5.1	1.0	ug/kg	
108-67-8	1,3,5-Trimethylbenzene	ND	5.1	1.0	ug/kg	
75-01-4	Vinyl Chloride	ND	5.1	1.7	ug/kg	
1330-20-7	Xylene (total)	ND	15	2.9	ug/kg	

CAS No.	Surrogate Recoveries	Run# 1	Run# 2	Limits
1868-53-7	Dibromofluoromethane	105%		75-124%
17060-07-0	1,2-Dichloroethane-D4	105%		72-135%

ND = Not detected MDL = Method Detection Limit
 RL = Reporting Limit
 E = Indicates value exceeds calibration range

J = Indicates an estimated value
 B = Indicates analyte found in associated method blank
 N = Indicates presumptive evidence of a compound

Report of Analysis

Client Sample ID:	E4-3	Date Sampled:	09/06/16
Lab Sample ID:	C47015-17	Date Received:	09/08/16
Matrix:	SO - Soil	Percent Solids:	n/a
Method:	SW846 8260B		
Project:	Vallico Mall, Wolfe Rd, Cupertino CA		

VOA 8260 List

CAS No.	Surrogate Recoveries	Run# 1	Run# 2	Limits
2037-26-5	Toluene-D8	92%		75-126%
460-00-4	4-Bromofluorobenzene	97%		71-133%

- (a) Sample was received in a bulk container but was not preserved within 48 hours of sampling. Reported results are considered minimum values. Analysis performed at SGS Accutest, Orlando FL.
- (b) Suspected laboratory contaminant.

ND = Not detected MDL = Method Detection Limit
 RL = Reporting Limit
 E = Indicates value exceeds calibration range

J = Indicates an estimated value
 B = Indicates analyte found in associated method blank
 N = Indicates presumptive evidence of a compound

Report of Analysis

Client Sample ID:	E4-3	Date Sampled:	09/06/16
Lab Sample ID:	C47015-17	Date Received:	09/08/16
Matrix:	SO - Soil	Percent Solids:	n/a
Method:	SW846 8270D SW846 3550C		
Project:	Vallico Mall, Wolfe Rd, Cupertino CA		

	File ID	DF	Analyzed	By	Prep Date	Prep Batch	Analytical Batch
Run #1 ^a	X048988.D	1	09/12/16	AFL	09/09/16	F:OP61812	F:SX2120
Run #2							

	Initial Weight	Final Volume
Run #1	30.5 g	1.0 ml
Run #2		

ABN Full List w/o PAHs

CAS No.	Compound	Result	RL	MDL	Units	Q
65-85-0	Benzoic Acid	ND	820	160	ug/kg	
59-50-7	4-Chloro-3-methyl Phenol	ND	160	25	ug/kg	
95-57-8	2-Chlorophenol	ND	160	21	ug/kg	
120-83-2	2,4-Dichlorophenol	ND	160	23	ug/kg	
105-67-9	2,4-Dimethylphenol	ND	160	20	ug/kg	
51-28-5	2,4-Dinitrophenol	ND	820	160	ug/kg	
534-52-1	4,6-Dinitro-o-cresol	ND	330	66	ug/kg	
95-48-7	2-Methylphenol	ND	160	18	ug/kg	
	3&4-Methylphenol	ND	160	39	ug/kg	
88-75-5	2-Nitrophenol	ND	160	20	ug/kg	
100-02-7	4-Nitrophenol	ND	820	130	ug/kg	
87-86-5	Pentachlorophenol	ND	820	130	ug/kg	
108-95-2	Phenol	ND	160	19	ug/kg	
95-95-4	2,4,5-Trichlorophenol	ND	160	17	ug/kg	
88-06-2	2,4,6-Trichlorophenol	ND	160	20	ug/kg	
62-53-3	Aniline	ND	160	33	ug/kg	
92-87-5	Benzidine ^b	ND	1600	330	ug/kg	
100-51-6	Benzyl Alcohol	ND	160	22	ug/kg	
101-55-3	4-Bromophenyl phenyl ether	ND	160	19	ug/kg	
85-68-7	Butyl benzyl phthalate	ND	160	33	ug/kg	
86-74-8	Carbazole	ND	160	19	ug/kg	
106-47-8	4-Chloroaniline	ND	160	23	ug/kg	
111-91-1	bis(2-Chloroethoxy)methane	ND	160	25	ug/kg	
111-44-4	bis(2-Chloroethyl)ether	ND	160	29	ug/kg	
108-60-1	bis(2-Chloroisopropyl)ether	ND	160	24	ug/kg	
91-58-7	2-Chloronaphthalene	ND	160	23	ug/kg	
7005-72-3	4-Chlorophenyl phenyl ether	ND	160	21	ug/kg	
132-64-9	Dibenzofuran	ND	160	21	ug/kg	
95-50-1	1,2-Dichlorobenzene	ND	160	16	ug/kg	
541-73-1	1,3-Dichlorobenzene	ND	160	18	ug/kg	
106-46-7	1,4-Dichlorobenzene	ND	160	20	ug/kg	
91-94-1	3,3'-Dichlorobenzidine	ND	160	18	ug/kg	

ND = Not detected MDL = Method Detection Limit

RL = Reporting Limit

E = Indicates value exceeds calibration range

J = Indicates an estimated value

B = Indicates analyte found in associated method blank

N = Indicates presumptive evidence of a compound

Report of Analysis

Client Sample ID: E4-3		Date Sampled: 09/06/16
Lab Sample ID: C47015-17		Date Received: 09/08/16
Matrix: SO - Soil		Percent Solids: n/a
Method: SW846 8270D SW846 3550C		
Project: Vallico Mall, Wolfe Rd, Cupertino CA		

ABN Full List w/o PAHs

CAS No.	Compound	Result	RL	MDL	Units	Q
84-66-2	Diethyl Phthalate	ND	330	33	ug/kg	
131-11-3	Dimethyl Phthalate	ND	160	33	ug/kg	
117-84-0	Di-n-octyl Phthalate	ND	160	33	ug/kg	
84-74-2	Di-n-butyl Phthalate	ND	330	66	ug/kg	
121-14-2	2,4-Dinitrotoluene	ND	160	16	ug/kg	
606-20-2	2,6-Dinitrotoluene	ND	160	21	ug/kg	
122-66-7	1,2-Diphenylhydrazine	ND	160	27	ug/kg	
117-81-7	bis(2-Ethylhexyl)phthalate	ND	330	33	ug/kg	
118-74-1	Hexachlorobenzene	ND	160	20	ug/kg	
87-68-3	Hexachlorobutadiene	ND	160	18	ug/kg	
77-47-4	Hexachlorocyclopentadiene	ND	160	33	ug/kg	
67-72-1	Hexachloroethane	ND	160	19	ug/kg	
78-59-1	Isophorone	ND	160	17	ug/kg	
88-74-4	2-Nitroaniline	ND	160	28	ug/kg	
99-09-2	3-Nitroaniline	ND	160	28	ug/kg	
100-01-6	4-Nitroaniline	ND	160	28	ug/kg	
98-95-3	Nitrobenzene	ND	160	22	ug/kg	
62-75-9	N-Nitrosodimethylamine	ND	160	40	ug/kg	
621-64-7	N-Nitrosodi-n-propylamine	ND	160	17	ug/kg	
86-30-6	N-Nitrosodiphenylamine	ND	160	31	ug/kg	
110-86-1	Pyridine	ND	330	33	ug/kg	
120-82-1	1,2,4-Trichlorobenzene	ND	160	20	ug/kg	

CAS No.	Surrogate Recoveries	Run# 1	Run# 2	Limits
367-12-4	2-Fluorophenol	70%		40-102%
4165-62-2	Phenol-d5	78%		41-100%
118-79-6	2,4,6-Tribromophenol	69%		42-108%
4165-60-0	Nitrobenzene-d5	78%		40-105%
321-60-8	2-Fluorobiphenyl	71%		43-107%
1718-51-0	Terphenyl-d14	89%		45-119%

(a) Analysis performed at SGS Accutest, Orlando FL.

(b) Associated ICV outside control limits.

ND = Not detected MDL = Method Detection Limit
 RL = Reporting Limit
 E = Indicates value exceeds calibration range

J = Indicates an estimated value
 B = Indicates analyte found in associated method blank
 N = Indicates presumptive evidence of a compound

Report of Analysis

Client Sample ID: E4-3		Date Sampled: 09/06/16
Lab Sample ID: C47015-17		Date Received: 09/08/16
Matrix: SO - Soil		Percent Solids: n/a
Method: SW846 8270D BY SIM SW846 3546		
Project: Vallico Mall, Wolfe Rd, Cupertino CA		

	File ID	DF	Analyzed	By	Prep Date	Prep Batch	Analytical Batch
Run #1 ^a	W094938.D	1	09/13/16	AFL	09/10/16	F:OP61814	F:SW4253
Run #2							

	Initial Weight	Final Volume
Run #1	14.9 g	1.0 ml
Run #2		

BN PAH List

CAS No.	Compound	Result	RL	MDL	Units	Q
83-32-9	Acenaphthene	ND	67	27	ug/kg	
208-96-8	Acenaphthylene	ND	67	27	ug/kg	
120-12-7	Anthracene	ND	67	17	ug/kg	
56-55-3	Benzo(a)anthracene	ND	13	3.4	ug/kg	
50-32-8	Benzo(a)pyrene	ND	13	3.4	ug/kg	
205-99-2	Benzo(b)fluoranthene	ND	13	3.4	ug/kg	
191-24-2	Benzo(g,h,i)perylene	ND	13	3.4	ug/kg	
207-08-9	Benzo(k)fluoranthene	ND	13	3.4	ug/kg	
218-01-9	Chrysene	ND	13	3.4	ug/kg	
53-70-3	Dibenzo(a,h)anthracene	ND	13	3.4	ug/kg	
206-44-0	Fluoranthene	ND	67	17	ug/kg	
86-73-7	Fluorene	ND	67	27	ug/kg	
193-39-5	Indeno(1,2,3-cd)pyrene	ND	13	3.4	ug/kg	
90-12-0	1-Methylnaphthalene	ND	67	27	ug/kg	
91-57-6	2-Methylnaphthalene	ND	67	27	ug/kg	
91-20-3	Naphthalene	ND	67	27	ug/kg	
85-01-8	Phenanthrene	ND	67	17	ug/kg	
129-00-0	Pyrene	ND	67	17	ug/kg	

CAS No.	Surrogate Recoveries	Run# 1	Run# 2	Limits
4165-60-0	Nitrobenzene-d5	88%		40-105%
321-60-8	2-Fluorobiphenyl	80%		43-107%
1718-51-0	Terphenyl-d14	90%		45-119%

(a) Analysis performed at SGS Accutest, Orlando FL.

ND = Not detected MDL = Method Detection Limit
 RL = Reporting Limit
 E = Indicates value exceeds calibration range

J = Indicates an estimated value
 B = Indicates analyte found in associated method blank
 N = Indicates presumptive evidence of a compound

Report of Analysis

Client Sample ID:	E4-3	Date Sampled:	09/06/16
Lab Sample ID:	C47015-17	Date Received:	09/08/16
Matrix:	SO - Soil	Percent Solids:	n/a
Method:	SW846 8015C		
Project:	Vallico Mall, Wolfe Rd, Cupertino CA		

	File ID	DF	Analyzed	By	Prep Date	Prep Batch	Analytical Batch
Run #1 ^a	UV075780.D	1	09/12/16	AFL	n/a	n/a	F:GUV4034
Run #2							

	Initial Weight	Final Volume	Methanol Aliquot
Run #1	3.99 g	5.0 ml	100 ul
Run #2			

CAS No.	Compound	Result	RL	MDL	Units	Q
	TPH-GRO (C6-C10)	ND	6.3	3.1	mg/kg	

CAS No.	Surrogate Recoveries	Run# 1	Run# 2	Limits
460-00-4	4-Bromofluorobenzene	91%		56-149%
98-08-8	aaa-Trifluorotoluene	93%		66-132%

(a) Sample was received in a bulk container but was not preserved within 48 hours of sampling. Reported results are considered minimum values. Analysis performed at SGS Accutest, Orlando FL.

ND = Not detected MDL = Method Detection Limit
 RL = Reporting Limit
 E = Indicates value exceeds calibration range

J = Indicates an estimated value
 B = Indicates analyte found in associated method blank
 N = Indicates presumptive evidence of a compound

Report of Analysis

Client Sample ID: E4-3		Date Sampled: 09/06/16
Lab Sample ID: C47015-17		Date Received: 09/08/16
Matrix: SO - Soil		Percent Solids: n/a
Method: SW846 8081B SW846 3546		
Project: Vallico Mall, Wolfe Rd, Cupertino CA		

	File ID	DF	Analyzed	By	Prep Date	Prep Batch	Analytical Batch
Run #1 ^a	TT379371.D	1	09/14/16	AFL	09/12/16	F:OP61829	F:GTT1861
Run #2							

	Initial Weight	Final Volume
Run #1	15.0 g	5.0 ml
Run #2		

Pesticide PPL List

CAS No.	Compound	Result	RL	MDL	Units	Q
309-00-2	Aldrin ^b	ND	1.7	0.51	ug/kg	
319-84-6	alpha-BHC ^b	ND	1.7	0.51	ug/kg	
319-85-7	beta-BHC ^b	ND	1.7	0.51	ug/kg	
319-86-8	delta-BHC ^b	ND	1.7	0.49	ug/kg	
58-89-9	gamma-BHC (Lindane) ^b	ND	1.7	0.51	ug/kg	
12789-03-6	Chlordane	ND	17	6.7	ug/kg	
60-57-1	Dieldrin	ND	1.7	0.63	ug/kg	
72-54-8	4,4'-DDD	ND	3.3	0.57	ug/kg	
72-55-9	4,4'-DDE	ND	3.3	0.54	ug/kg	
50-29-3	4,4'-DDT	ND	3.3	0.65	ug/kg	
72-20-8	Endrin	ND	3.3	0.62	ug/kg	
1031-07-8	Endosulfan sulfate	ND	3.3	0.62	ug/kg	
7421-93-4	Endrin aldehyde	ND	3.3	0.62	ug/kg	
959-98-8	Endosulfan-I ^b	ND	1.7	0.49	ug/kg	
33213-65-9	Endosulfan-II	ND	1.7	0.62	ug/kg	
76-44-8	Heptachlor ^b	ND	1.7	0.57	ug/kg	
1024-57-3	Heptachlor epoxide ^b	ND	1.7	0.58	ug/kg	
72-43-5	Methoxychlor	ND	3.3	0.86	ug/kg	
8001-35-2	Toxaphene	ND	83	33	ug/kg	

CAS No.	Surrogate Recoveries	Run# 1	Run# 2	Limits
877-09-8	Tetrachloro-m-xylene	101%		50-122%
2051-24-3	Decachlorobiphenyl	87%		50-133%

(a) Analysis performed at SGS Accutest, Orlando FL.

(b) Associated CCV outside control limits.

ND = Not detected MDL = Method Detection Limit
 RL = Reporting Limit
 E = Indicates value exceeds calibration range

J = Indicates an estimated value
 B = Indicates analyte found in associated method blank
 N = Indicates presumptive evidence of a compound

Report of Analysis

Client Sample ID: E4-3	Date Sampled: 09/06/16
Lab Sample ID: C47015-17	Date Received: 09/08/16
Matrix: SO - Soil	Percent Solids: n/a
Method: SW846 8082A SW846 3546	
Project: Vallico Mall, Wolfe Rd, Cupertino CA	

	File ID	DF	Analyzed	By	Prep Date	Prep Batch	Analytical Batch
Run #1 ^a	ST138376.D	1	09/13/16	AFL	09/12/16	F:OP61830	F:GST3293
Run #2							

	Initial Weight	Final Volume
Run #1	15.0 g	5.0 ml
Run #2		

PCB List

CAS No.	Compound	Result	RL	MDL	Units	Q
12674-11-2	Aroclor 1016	ND	17	6.7	ug/kg	
11104-28-2	Aroclor 1221	ND	17	8.5	ug/kg	
11141-16-5	Aroclor 1232	ND	17	8.3	ug/kg	
53469-21-9	Aroclor 1242	ND	17	6.7	ug/kg	
12672-29-6	Aroclor 1248	ND	17	6.7	ug/kg	
11097-69-1	Aroclor 1254	ND	17	8.0	ug/kg	
11096-82-5	Aroclor 1260	ND	17	6.7	ug/kg	

CAS No.	Surrogate Recoveries	Run# 1	Run# 2	Limits
877-09-8	Tetrachloro-m-xylene	92%		44-126%
2051-24-3	Decachlorobiphenyl	97%		41-145%

(a) Analysis performed at SGS Accutest, Orlando FL.

ND = Not detected MDL = Method Detection Limit
 RL = Reporting Limit
 E = Indicates value exceeds calibration range

J = Indicates an estimated value
 B = Indicates analyte found in associated method blank
 N = Indicates presumptive evidence of a compound

Report of Analysis

Client Sample ID: E4-3		Date Sampled: 09/06/16
Lab Sample ID: C47015-17		Date Received: 09/08/16
Matrix: SO - Soil		Percent Solids: n/a
Method: SW846 8015C SW846 3550C		
Project: Vallico Mall, Wolfe Rd, Cupertino CA		

	File ID	DF	Analyzed	By	Prep Date	Prep Batch	Analytical Batch
Run #1 ^a	JR002608.D	1	09/13/16	AFL	09/09/16	F:OP61813	F:GJR96
Run #2							

	Initial Weight	Final Volume
Run #1	19.7 g	1.0 ml
Run #2		

TPH Extractable

CAS No.	Compound	Result	RL	MDL	Units	Q
	TPH (C10-C28)	ND	5.1	2.5	mg/kg	
	TPH (> C28-C40)	ND	5.1	2.5	mg/kg	

CAS No.	Surrogate Recoveries	Run# 1	Run# 2	Limits
84-15-1	o-Terphenyl	67%		56-122%

(a) Analysis performed at SGS Accutest, Orlando FL.

ND = Not detected MDL = Method Detection Limit
 RL = Reporting Limit
 E = Indicates value exceeds calibration range

J = Indicates an estimated value
 B = Indicates analyte found in associated method blank
 N = Indicates presumptive evidence of a compound

Report of Analysis

Client Sample ID: E4-3	Date Sampled: 09/06/16
Lab Sample ID: C47015-17	Date Received: 09/08/16
Matrix: SO - Soil	Percent Solids: n/a
Project: Vallico Mall, Wolfe Rd, Cupertino CA	

Metals Analysis

Analyte	Result	RL	Units	DF	Prep	Analyzed By	Method	Prep Method
Antimony ^a	< 4.4	4.4	mg/kg	5	09/09/16	09/12/16	AFL SW846 6010C ²	SW846 3050B ³
Arsenic ^a	4.7	2.2	mg/kg	5	09/09/16	09/12/16	AFL SW846 6010C ²	SW846 3050B ³
Barium ^a	140	44	mg/kg	5	09/09/16	09/12/16	AFL SW846 6010C ²	SW846 3050B ³
Beryllium ^a	< 1.1	1.1	mg/kg	5	09/09/16	09/12/16	AFL SW846 6010C ²	SW846 3050B ³
Cadmium ^a	< 0.88	0.88	mg/kg	5	09/09/16	09/12/16	AFL SW846 6010C ²	SW846 3050B ³
Chromium ^a	58.7	2.2	mg/kg	5	09/09/16	09/12/16	AFL SW846 6010C ²	SW846 3050B ³
Cobalt ^a	15.8	11	mg/kg	5	09/09/16	09/12/16	AFL SW846 6010C ²	SW846 3050B ³
Copper ^a	34.1	5.5	mg/kg	5	09/09/16	09/12/16	AFL SW846 6010C ²	SW846 3050B ³
Lead ^a	9.7	4.4	mg/kg	5	09/09/16	09/12/16	AFL SW846 6010C ²	SW846 3050B ³
Mercury ^b	0.12	0.040	mg/kg	1	09/12/16	09/12/16	AFL SW846 7471B ¹	SW846 7471B ⁴
Molybdenum ^a	< 11	11	mg/kg	5	09/09/16	09/12/16	AFL SW846 6010C ²	SW846 3050B ³
Nickel ^a	93.7	8.8	mg/kg	5	09/09/16	09/12/16	AFL SW846 6010C ²	SW846 3050B ³
Selenium ^a	< 4.4	4.4	mg/kg	5	09/09/16	09/12/16	AFL SW846 6010C ²	SW846 3050B ³
Silver ^a	< 2.2	2.2	mg/kg	5	09/09/16	09/12/16	AFL SW846 6010C ²	SW846 3050B ³
Thallium ^a	< 2.2	2.2	mg/kg	5	09/09/16	09/12/16	AFL SW846 6010C ²	SW846 3050B ³
Vanadium ^a	49.2	11	mg/kg	5	09/09/16	09/12/16	AFL SW846 6010C ²	SW846 3050B ³
Zinc ^a	58.0	4.4	mg/kg	5	09/09/16	09/12/16	AFL SW846 6010C ²	SW846 3050B ³

(1) Instrument QC Batch: F:MA13398

(2) Instrument QC Batch: F:MA13399

(3) Prep QC Batch: F:MP30813

(4) Prep QC Batch: F:MP30816

(a) Sample dilution required due to difficult matrix. Analysis performed at SGS Accutest, Orlando FL.

(b) Analysis performed at SGS Accutest, Orlando FL.

RL = Reporting Limit

Report of Analysis

Client Sample ID:	E5-1	Date Sampled:	09/06/16
Lab Sample ID:	C47015-18	Date Received:	09/08/16
Matrix:	SO - Soil	Percent Solids:	n/a
Method:	SW846 8260B		
Project:	Vallico Mall, Wolfe Rd, Cupertino CA		

	File ID	DF	Analyzed	By	Prep Date	Prep Batch	Analytical Batch
Run #1 ^a	C0117998.D	1	09/12/16	AFL	n/a	n/a	F:VC4681
Run #2							

	Initial Weight	Final Volume
Run #1	4.57 g	5.0 ml
Run #2		

VOA 8260 List

CAS No.	Compound	Result	RL	MDL	Units	Q
67-64-1	Acetone	ND	55	11	ug/kg	
71-43-2	Benzene	ND	5.5	1.4	ug/kg	
108-86-1	Bromobenzene	ND	5.5	1.3	ug/kg	
74-97-5	Bromochloromethane	ND	5.5	1.2	ug/kg	
75-27-4	Bromodichloromethane	ND	5.5	1.1	ug/kg	
75-25-2	Bromoform	ND	5.5	1.1	ug/kg	
78-93-3	2-Butanone (MEK)	ND	27	9.9	ug/kg	
104-51-8	n-Butylbenzene	ND	5.5	1.1	ug/kg	
135-98-8	sec-Butylbenzene	ND	5.5	1.1	ug/kg	
98-06-6	tert-Butylbenzene	ND	5.5	1.1	ug/kg	
56-23-5	Carbon Tetrachloride	ND	5.5	1.9	ug/kg	
108-90-7	Chlorobenzene	ND	5.5	1.1	ug/kg	
75-00-3	Chloroethane	ND	5.5	2.2	ug/kg	
67-66-3	Chloroform	ND	5.5	1.3	ug/kg	
95-49-8	o-Chlorotoluene	ND	5.5	1.1	ug/kg	
106-43-4	p-Chlorotoluene	ND	5.5	1.1	ug/kg	
124-48-1	Dibromochloromethane	ND	5.5	1.1	ug/kg	
96-12-8	1,2-Dibromo-3-chloropropane	ND	5.5	2.4	ug/kg	
106-93-4	1,2-Dibromoethane	ND	5.5	1.1	ug/kg	
75-71-8	Dichlorodifluoromethane	ND	5.5	2.7	ug/kg	
95-50-1	1,2-Dichlorobenzene	ND	5.5	1.1	ug/kg	
541-73-1	1,3-Dichlorobenzene	ND	5.5	1.1	ug/kg	
106-46-7	1,4-Dichlorobenzene	ND	5.5	1.1	ug/kg	
75-34-3	1,1-Dichloroethane	ND	5.5	1.8	ug/kg	
107-06-2	1,2-Dichloroethane	ND	5.5	1.1	ug/kg	
75-35-4	1,1-Dichloroethylene	ND	5.5	1.1	ug/kg	
156-59-2	cis-1,2-Dichloroethylene	ND	5.5	1.3	ug/kg	
156-60-5	trans-1,2-Dichloroethylene	ND	5.5	1.7	ug/kg	
78-87-5	1,2-Dichloropropane	ND	5.5	1.7	ug/kg	
142-28-9	1,3-Dichloropropane	ND	5.5	1.1	ug/kg	
594-20-7	2,2-Dichloropropane	ND	5.5	1.1	ug/kg	
563-58-6	1,1-Dichloropropene	ND	5.5	1.4	ug/kg	

ND = Not detected MDL = Method Detection Limit

RL = Reporting Limit

E = Indicates value exceeds calibration range

J = Indicates an estimated value

B = Indicates analyte found in associated method blank

N = Indicates presumptive evidence of a compound

Report of Analysis

Client Sample ID:	E5-1	Date Sampled:	09/06/16
Lab Sample ID:	C47015-18	Date Received:	09/08/16
Matrix:	SO - Soil	Percent Solids:	n/a
Method:	SW846 8260B		
Project:	Vallico Mall, Wolfe Rd, Cupertino CA		

VOA 8260 List

CAS No.	Compound	Result	RL	MDL	Units	Q
10061-01-5	cis-1,3-Dichloropropene	ND	5.5	2.1	ug/kg	
10061-02-6	trans-1,3-Dichloropropene	ND	5.5	1.1	ug/kg	
108-20-3	Di-Isopropyl Ether	ND	5.5	1.3	ug/kg	
100-41-4	Ethylbenzene	ND	5.5	1.2	ug/kg	
637-92-3	Ethyl Tert Butyl Ether	ND	5.5	1.4	ug/kg	
87-68-3	Hexachlorobutadiene	ND	5.5	2.4	ug/kg	
591-78-6	2-Hexanone	ND	27	9.6	ug/kg	
98-82-8	Isopropylbenzene	ND	5.5	1.5	ug/kg	
99-87-6	p-Isopropyltoluene	ND	5.5	1.1	ug/kg	
74-83-9	Methyl Bromide	ND	5.5	2.8	ug/kg	
74-87-3	Methyl Chloride	ND	5.5	2.6	ug/kg	
74-95-3	Methylene Bromide	ND	5.5	2.0	ug/kg	
75-09-2	Methylene Chloride ^b	5.1	11	4.4	ug/kg	J
108-10-1	4-Methyl-2-pentanone (MIBK)	ND	27	12	ug/kg	
1634-04-4	Methyl Tert Butyl Ether	ND	5.5	1.2	ug/kg	
91-20-3	Naphthalene	ND	5.5	2.2	ug/kg	
103-65-1	n-Propylbenzene	ND	5.5	1.4	ug/kg	
100-42-5	Styrene	ND	5.5	1.1	ug/kg	
994-05-8	Tert-Amyl Methyl Ether	ND	5.5	1.5	ug/kg	
75-65-0	Tert-Butyl Alcohol	ND	55	15	ug/kg	
630-20-6	1,1,1,2-Tetrachloroethane	ND	5.5	1.2	ug/kg	
79-34-5	1,1,2,2-Tetrachloroethane	ND	5.5	2.4	ug/kg	
127-18-4	Tetrachloroethylene	ND	5.5	1.4	ug/kg	
108-88-3	Toluene	ND	5.5	1.2	ug/kg	
87-61-6	1,2,3-Trichlorobenzene	ND	5.5	2.2	ug/kg	
120-82-1	1,2,4-Trichlorobenzene	ND	5.5	1.6	ug/kg	
71-55-6	1,1,1-Trichloroethane	ND	5.5	1.1	ug/kg	
79-00-5	1,1,2-Trichloroethane	ND	5.5	2.0	ug/kg	
79-01-6	Trichloroethylene	ND	5.5	1.3	ug/kg	
75-69-4	Trichlorofluoromethane	ND	5.5	2.0	ug/kg	
96-18-4	1,2,3-Trichloropropane	ND	5.5	1.8	ug/kg	
95-63-6	1,2,4-Trimethylbenzene	ND	5.5	1.1	ug/kg	
108-67-8	1,3,5-Trimethylbenzene	ND	5.5	1.1	ug/kg	
75-01-4	Vinyl Chloride	ND	5.5	1.8	ug/kg	
1330-20-7	Xylene (total)	ND	16	3.1	ug/kg	

CAS No.	Surrogate Recoveries	Run# 1	Run# 2	Limits
1868-53-7	Dibromofluoromethane	110%		75-124%
17060-07-0	1,2-Dichloroethane-D4	107%		72-135%

ND = Not detected MDL = Method Detection Limit
 RL = Reporting Limit
 E = Indicates value exceeds calibration range

J = Indicates an estimated value
 B = Indicates analyte found in associated method blank
 N = Indicates presumptive evidence of a compound

Report of Analysis

Client Sample ID: E5-1	Date Sampled: 09/06/16
Lab Sample ID: C47015-18	Date Received: 09/08/16
Matrix: SO - Soil	Percent Solids: n/a
Method: SW846 8260B	
Project: Vallico Mall, Wolfe Rd, Cupertino CA	

VOA 8260 List

CAS No.	Surrogate Recoveries	Run# 1	Run# 2	Limits
2037-26-5	Toluene-D8	96%		75-126%
460-00-4	4-Bromofluorobenzene	99%		71-133%

- (a) Sample was received in a bulk container but was not preserved within 48 hours of sampling. Reported results are considered minimum values. Analysis performed at SGS Accutest, Orlando FL.
- (b) Suspected laboratory contaminant.

ND = Not detected MDL = Method Detection Limit J = Indicates an estimated value
 RL = Reporting Limit B = Indicates analyte found in associated method blank
 E = Indicates value exceeds calibration range N = Indicates presumptive evidence of a compound

Report of Analysis

Client Sample ID:	E5-1	Date Sampled:	09/06/16
Lab Sample ID:	C47015-18	Date Received:	09/08/16
Matrix:	SO - Soil	Percent Solids:	n/a
Method:	SW846 8270D SW846 3550C		
Project:	Vallico Mall, Wolfe Rd, Cupertino CA		

	File ID	DF	Analyzed	By	Prep Date	Prep Batch	Analytical Batch
Run #1 ^a	X048989.D	1	09/12/16	AFL	09/09/16	F:OP61812	F:SX2120
Run #2							

	Initial Weight	Final Volume
Run #1	29.8 g	1.0 ml
Run #2		

ABN Full List w/o PAHs

CAS No.	Compound	Result	RL	MDL	Units	Q
65-85-0	Benzoic Acid	ND	840	170	ug/kg	
59-50-7	4-Chloro-3-methyl Phenol	ND	170	25	ug/kg	
95-57-8	2-Chlorophenol	ND	170	21	ug/kg	
120-83-2	2,4-Dichlorophenol	ND	170	24	ug/kg	
105-67-9	2,4-Dimethylphenol	ND	170	21	ug/kg	
51-28-5	2,4-Dinitrophenol	ND	840	170	ug/kg	
534-52-1	4,6-Dinitro-o-cresol	ND	340	67	ug/kg	
95-48-7	2-Methylphenol	ND	170	18	ug/kg	
	3&4-Methylphenol	ND	170	40	ug/kg	
88-75-5	2-Nitrophenol	ND	170	21	ug/kg	
100-02-7	4-Nitrophenol	ND	840	130	ug/kg	
87-86-5	Pentachlorophenol	ND	840	130	ug/kg	
108-95-2	Phenol	ND	170	20	ug/kg	
95-95-4	2,4,5-Trichlorophenol	ND	170	18	ug/kg	
88-06-2	2,4,6-Trichlorophenol	ND	170	20	ug/kg	
62-53-3	Aniline	ND	170	34	ug/kg	
92-87-5	Benzidine ^b	ND	1700	340	ug/kg	
100-51-6	Benzyl Alcohol	ND	170	22	ug/kg	
101-55-3	4-Bromophenyl phenyl ether	ND	170	20	ug/kg	
85-68-7	Butyl benzyl phthalate	ND	170	34	ug/kg	
86-74-8	Carbazole	ND	170	20	ug/kg	
106-47-8	4-Chloroaniline	ND	170	23	ug/kg	
111-91-1	bis(2-Chloroethoxy)methane	ND	170	25	ug/kg	
111-44-4	bis(2-Chloroethyl)ether	ND	170	30	ug/kg	
108-60-1	bis(2-Chloroisopropyl)ether	ND	170	24	ug/kg	
91-58-7	2-Chloronaphthalene	ND	170	23	ug/kg	
7005-72-3	4-Chlorophenyl phenyl ether	ND	170	21	ug/kg	
132-64-9	Dibenzofuran	ND	170	21	ug/kg	
95-50-1	1,2-Dichlorobenzene	ND	170	17	ug/kg	
541-73-1	1,3-Dichlorobenzene	ND	170	19	ug/kg	
106-46-7	1,4-Dichlorobenzene	ND	170	20	ug/kg	
91-94-1	3,3'-Dichlorobenzidine	ND	170	18	ug/kg	

ND = Not detected MDL = Method Detection Limit

RL = Reporting Limit

E = Indicates value exceeds calibration range

J = Indicates an estimated value

B = Indicates analyte found in associated method blank

N = Indicates presumptive evidence of a compound

Report of Analysis

Client Sample ID:	E5-1	Date Sampled:	09/06/16
Lab Sample ID:	C47015-18	Date Received:	09/08/16
Matrix:	SO - Soil	Percent Solids:	n/a
Method:	SW846 8270D SW846 3550C		
Project:	Vallico Mall, Wolfe Rd, Cupertino CA		

ABN Full List w/o PAHs

CAS No.	Compound	Result	RL	MDL	Units	Q
84-66-2	Diethyl Phthalate	ND	340	34	ug/kg	
131-11-3	Dimethyl Phthalate	ND	170	34	ug/kg	
117-84-0	Di-n-octyl Phthalate	ND	170	34	ug/kg	
84-74-2	Di-n-butyl Phthalate	ND	340	67	ug/kg	
121-14-2	2,4-Dinitrotoluene	ND	170	17	ug/kg	
606-20-2	2,6-Dinitrotoluene	ND	170	21	ug/kg	
122-66-7	1,2-Diphenylhydrazine	ND	170	28	ug/kg	
117-81-7	bis(2-Ethylhexyl)phthalate	ND	340	34	ug/kg	
118-74-1	Hexachlorobenzene	ND	170	21	ug/kg	
87-68-3	Hexachlorobutadiene	ND	170	19	ug/kg	
77-47-4	Hexachlorocyclopentadiene	ND	170	34	ug/kg	
67-72-1	Hexachloroethane	ND	170	19	ug/kg	
78-59-1	Isophorone	ND	170	17	ug/kg	
88-74-4	2-Nitroaniline	ND	170	29	ug/kg	
99-09-2	3-Nitroaniline	ND	170	28	ug/kg	
100-01-6	4-Nitroaniline	ND	170	29	ug/kg	
98-95-3	Nitrobenzene	ND	170	22	ug/kg	
62-75-9	N-Nitrosodimethylamine	ND	170	41	ug/kg	
621-64-7	N-Nitrosodi-n-propylamine	ND	170	18	ug/kg	
86-30-6	N-Nitrosodiphenylamine	ND	170	32	ug/kg	
110-86-1	Pyridine	ND	340	34	ug/kg	
120-82-1	1,2,4-Trichlorobenzene	ND	170	20	ug/kg	

CAS No.	Surrogate Recoveries	Run# 1	Run# 2	Limits
367-12-4	2-Fluorophenol	66%		40-102%
4165-62-2	Phenol-d5	70%		41-100%
118-79-6	2,4,6-Tribromophenol	65%		42-108%
4165-60-0	Nitrobenzene-d5	65%		40-105%
321-60-8	2-Fluorobiphenyl	65%		43-107%
1718-51-0	Terphenyl-d14	83%		45-119%

(a) Analysis performed at SGS Accutest, Orlando FL.

(b) Associated ICV outside control limits.

ND = Not detected MDL = Method Detection Limit
 RL = Reporting Limit
 E = Indicates value exceeds calibration range

J = Indicates an estimated value
 B = Indicates analyte found in associated method blank
 N = Indicates presumptive evidence of a compound

Report of Analysis

Client Sample ID: E5-1		Date Sampled: 09/06/16
Lab Sample ID: C47015-18		Date Received: 09/08/16
Matrix: SO - Soil		Percent Solids: n/a
Method: SW846 8270D BY SIM SW846 3546		
Project: Vallico Mall, Wolfe Rd, Cupertino CA		

	File ID	DF	Analyzed	By	Prep Date	Prep Batch	Analytical Batch
Run #1 ^a	W094939.D	1	09/13/16	AFL	09/10/16	F:OP61814	F:SW4253
Run #2							

	Initial Weight	Final Volume
Run #1	15.5 g	1.0 ml
Run #2		

BN PAH List

CAS No.	Compound	Result	RL	MDL	Units	Q
83-32-9	Acenaphthene	ND	65	26	ug/kg	
208-96-8	Acenaphthylene	ND	65	26	ug/kg	
120-12-7	Anthracene	ND	65	16	ug/kg	
56-55-3	Benzo(a)anthracene	24.6	13	3.2	ug/kg	
50-32-8	Benzo(a)pyrene	23.3	13	3.2	ug/kg	
205-99-2	Benzo(b)fluoranthene	19.4	13	3.2	ug/kg	
191-24-2	Benzo(g,h,i)perylene	40.2	13	3.2	ug/kg	
207-08-9	Benzo(k)fluoranthene	7.3	13	3.2	ug/kg	J
218-01-9	Chrysene	85.8	13	3.2	ug/kg	
53-70-3	Dibenzo(a,h)anthracene	12.6	13	3.2	ug/kg	J
206-44-0	Fluoranthene	ND	65	16	ug/kg	
86-73-7	Fluorene	ND	65	26	ug/kg	
193-39-5	Indeno(1,2,3-cd)pyrene	9.3	13	3.2	ug/kg	J
90-12-0	1-Methylnaphthalene	ND	65	26	ug/kg	
91-57-6	2-Methylnaphthalene	ND	65	26	ug/kg	
91-20-3	Naphthalene	ND	65	26	ug/kg	
85-01-8	Phenanthrene	ND	65	16	ug/kg	
129-00-0	Pyrene	30.9	65	16	ug/kg	J

CAS No.	Surrogate Recoveries	Run# 1	Run# 2	Limits
4165-60-0	Nitrobenzene-d5	81%		40-105%
321-60-8	2-Fluorobiphenyl	80%		43-107%
1718-51-0	Terphenyl-d14	99%		45-119%

(a) Analysis performed at SGS Accutest, Orlando FL.

ND = Not detected MDL = Method Detection Limit
 RL = Reporting Limit
 E = Indicates value exceeds calibration range

J = Indicates an estimated value
 B = Indicates analyte found in associated method blank
 N = Indicates presumptive evidence of a compound

Report of Analysis

Client Sample ID: E5-1	
Lab Sample ID: C47015-18	Date Sampled: 09/06/16
Matrix: SO - Soil	Date Received: 09/08/16
Method: SW846 8015C	Percent Solids: n/a
Project: Vallico Mall, Wolfe Rd, Cupertino CA	

	File ID	DF	Analyzed	By	Prep Date	Prep Batch	Analytical Batch
Run #1 ^a	UV075784.D	1	09/12/16	AFL	n/a	n/a	F:GUV4034
Run #2							

	Initial Weight	Final Volume	Methanol Aliquot
Run #1	4.53 g	5.0 ml	100 ul
Run #2			

CAS No.	Compound	Result	RL	MDL	Units	Q
	TPH-GRO (C6-C10)	ND	5.5	2.8	mg/kg	

CAS No.	Surrogate Recoveries	Run# 1	Run# 2	Limits
460-00-4	4-Bromofluorobenzene	92%		56-149%
98-08-8	aaa-Trifluorotoluene	95%		66-132%

(a) Sample was received in a bulk container but was not preserved within 48 hours of sampling. Reported results are considered minimum values. Analysis performed at SGS Accutest, Orlando FL.

ND = Not detected	MDL = Method Detection Limit	J = Indicates an estimated value
RL = Reporting Limit		B = Indicates analyte found in associated method blank
E = Indicates value exceeds calibration range		N = Indicates presumptive evidence of a compound

Report of Analysis

Client Sample ID: E5-1		Date Sampled: 09/06/16
Lab Sample ID: C47015-18		Date Received: 09/08/16
Matrix: SO - Soil		Percent Solids: n/a
Method: SW846 8081B SW846 3546		
Project: Vallico Mall, Wolfe Rd, Cupertino CA		

	File ID	DF	Analyzed	By	Prep Date	Prep Batch	Analytical Batch
Run #1 ^a	TT379397.D	10	09/15/16	AFL	09/12/16	F:OP61829	F:GTT1862
Run #2							

	Initial Weight	Final Volume
Run #1	14.8 g	5.0 ml
Run #2		

Pesticide PPL List

CAS No.	Compound	Result	RL	MDL	Units	Q
309-00-2	Aldrin	ND	17	5.1	ug/kg	
319-84-6	alpha-BHC	ND	17	5.2	ug/kg	
319-85-7	beta-BHC	ND	17	5.2	ug/kg	
319-86-8	delta-BHC	ND	17	4.9	ug/kg	
58-89-9	gamma-BHC (Lindane)	ND	17	5.2	ug/kg	
12789-03-6	Chlordane	ND	170	68	ug/kg	
60-57-1	Dieldrin	ND	17	6.4	ug/kg	
72-54-8	4,4'-DDD	22.6	34	5.8	ug/kg	J
72-55-9	4,4'-DDE	ND	34	5.4	ug/kg	
50-29-3	4,4'-DDT	33.6	34	6.6	ug/kg	J
72-20-8	Endrin	ND	34	6.3	ug/kg	
1031-07-8	Endosulfan sulfate	ND	34	6.3	ug/kg	
7421-93-4	Endrin aldehyde	ND	34	6.3	ug/kg	
959-98-8	Endosulfan-I	ND	17	4.9	ug/kg	
33213-65-9	Endosulfan-II	ND	17	6.3	ug/kg	
76-44-8	Heptachlor	ND	17	5.7	ug/kg	
1024-57-3	Heptachlor epoxide	ND	17	5.9	ug/kg	
72-43-5	Methoxychlor	ND	34	8.7	ug/kg	
8001-35-2	Toxaphene	ND	840	340	ug/kg	

CAS No.	Surrogate Recoveries	Run# 1	Run# 2	Limits
877-09-8	Tetrachloro-m-xylene	96%		50-122%
2051-24-3	Decachlorobiphenyl	78%		50-133%

(a) All hits confirmed by dual column analysis. Dilution required due to matrix interference. Analysis performed at SGS Accutest, Orlando FL.

ND = Not detected
RL = Reporting Limit
E = Indicates value exceeds calibration range

MDL = Method Detection Limit
J = Indicates an estimated value
B = Indicates analyte found in associated method blank
N = Indicates presumptive evidence of a compound

Report of Analysis

Client Sample ID: E5-1		
Lab Sample ID: C47015-18		Date Sampled: 09/06/16
Matrix: SO - Soil		Date Received: 09/08/16
Method: SW846 8082A SW846 3546		Percent Solids: n/a
Project: Vallico Mall, Wolfe Rd, Cupertino CA		

	File ID	DF	Analyzed	By	Prep Date	Prep Batch	Analytical Batch
Run #1 ^a	ST138452.D	5	09/14/16	AFL	09/12/16	F:OP61830	F:GST3294
Run #2							

	Initial Weight	Final Volume
Run #1	14.8 g	5.0 ml
Run #2		

PCB List

CAS No.	Compound	Result	RL	MDL	Units	Q
12674-11-2	Aroclor 1016	ND	84	34	ug/kg	
11104-28-2	Aroclor 1221	ND	84	43	ug/kg	
11141-16-5	Aroclor 1232	ND	84	42	ug/kg	
53469-21-9	Aroclor 1242	ND	84	34	ug/kg	
12672-29-6	Aroclor 1248	ND	84	34	ug/kg	
11097-69-1	Aroclor 1254	523	84	40	ug/kg	
11096-82-5	Aroclor 1260	ND	84	34	ug/kg	

CAS No.	Surrogate Recoveries	Run# 1	Run# 2	Limits
877-09-8	Tetrachloro-m-xylene	102%		44-126%
2051-24-3	Decachlorobiphenyl	105%		41-145%

(a) All hits confirmed by dual column analysis. Analysis performed at SGS Accutest, Orlando FL.

ND = Not detected MDL = Method Detection Limit
 RL = Reporting Limit
 E = Indicates value exceeds calibration range

J = Indicates an estimated value
 B = Indicates analyte found in associated method blank
 N = Indicates presumptive evidence of a compound

Report of Analysis

Client Sample ID: E5-1		Date Sampled: 09/06/16
Lab Sample ID: C47015-18		Date Received: 09/08/16
Matrix: SO - Soil		Percent Solids: n/a
Method: SW846 8015C SW846 3550C		
Project: Vallico Mall, Wolfe Rd, Cupertino CA		

	File ID	DF	Analyzed	By	Prep Date	Prep Batch	Analytical Batch
Run #1 ^a	JR002665.D	5	09/15/16	AFL	09/12/16	F:OP61833	F:GJR98
Run #2							

	Initial Weight	Final Volume
Run #1	20.0 g	1.0 ml
Run #2		

TPH Extractable

CAS No.	Compound	Result	RL	MDL	Units	Q
	TPH (C10-C28)	88.3	25	13	mg/kg	
	TPH (> C28-C40)	218	25	13	mg/kg	

CAS No.	Surrogate Recoveries	Run# 1	Run# 2	Limits
84-15-1	o-Terphenyl	78%		56-122%

(a) Analysis performed at SGS Accutest, Orlando FL.

ND = Not detected MDL = Method Detection Limit
 RL = Reporting Limit
 E = Indicates value exceeds calibration range

J = Indicates an estimated value
 B = Indicates analyte found in associated method blank
 N = Indicates presumptive evidence of a compound

Report of Analysis

Client Sample ID: E5-1	Date Sampled: 09/06/16
Lab Sample ID: C47015-18	Date Received: 09/08/16
Matrix: SO - Soil	Percent Solids: n/a
Project: Vallico Mall, Wolfe Rd, Cupertino CA	

Metals Analysis

Analyte	Result	RL	Units	DF	Prep	Analyzed By	Method	Prep Method
Antimony ^a	< 3.3	3.3	mg/kg	5	09/09/16	09/12/16	AFL SW846 6010C ²	SW846 3050B ³
Arsenic ^a	3.8	1.7	mg/kg	5	09/09/16	09/12/16	AFL SW846 6010C ²	SW846 3050B ³
Barium ^a	364	33	mg/kg	5	09/09/16	09/12/16	AFL SW846 6010C ²	SW846 3050B ³
Beryllium ^a	< 0.83	0.83	mg/kg	5	09/09/16	09/12/16	AFL SW846 6010C ²	SW846 3050B ³
Cadmium ^a	< 0.66	0.66	mg/kg	5	09/09/16	09/12/16	AFL SW846 6010C ²	SW846 3050B ³
Chromium ^a	66.6	1.7	mg/kg	5	09/09/16	09/12/16	AFL SW846 6010C ²	SW846 3050B ³
Cobalt ^a	14.7	8.3	mg/kg	5	09/09/16	09/12/16	AFL SW846 6010C ²	SW846 3050B ³
Copper ^a	33.1	4.1	mg/kg	5	09/09/16	09/12/16	AFL SW846 6010C ²	SW846 3050B ³
Lead ^a	15.7	3.3	mg/kg	5	09/09/16	09/12/16	AFL SW846 6010C ²	SW846 3050B ³
Mercury ^b	0.090	0.039	mg/kg	1	09/12/16	09/12/16	AFL SW846 7471B ¹	SW846 7471B ⁴
Molybdenum ^a	< 8.3	8.3	mg/kg	5	09/09/16	09/12/16	AFL SW846 6010C ²	SW846 3050B ³
Nickel ^a	72.5	6.6	mg/kg	5	09/09/16	09/12/16	AFL SW846 6010C ²	SW846 3050B ³
Selenium ^a	< 3.3	3.3	mg/kg	5	09/09/16	09/12/16	AFL SW846 6010C ²	SW846 3050B ³
Silver ^a	< 1.7	1.7	mg/kg	5	09/09/16	09/12/16	AFL SW846 6010C ²	SW846 3050B ³
Thallium ^a	< 1.7	1.7	mg/kg	5	09/09/16	09/12/16	AFL SW846 6010C ²	SW846 3050B ³
Vanadium ^a	60.9	8.3	mg/kg	5	09/09/16	09/12/16	AFL SW846 6010C ²	SW846 3050B ³
Zinc ^a	61.9	3.3	mg/kg	5	09/09/16	09/12/16	AFL SW846 6010C ²	SW846 3050B ³

(1) Instrument QC Batch: F:MA13398

(2) Instrument QC Batch: F:MA13399

(3) Prep QC Batch: F:MP30813

(4) Prep QC Batch: F:MP30816

(a) Sample dilution required due to difficult matrix. Analysis performed at SGS Accutest, Orlando FL.

(b) Analysis performed at SGS Accutest, Orlando FL.

RL = Reporting Limit

Report of Analysis

Client Sample ID: E5-2		Date Sampled: 09/06/16
Lab Sample ID: C47015-19		Date Received: 09/08/16
Matrix: SO - Soil		Percent Solids: n/a
Method: SW846 8260B		
Project: Vallico Mall, Wolfe Rd, Cupertino CA		

	File ID	DF	Analyzed	By	Prep Date	Prep Batch	Analytical Batch
Run #1 ^a	F0079486.D	1	09/10/16	AFL	n/a	n/a	F:VF2731
Run #2							

	Initial Weight	Final Volume
Run #1	5.37 g	5.0 ml
Run #2		

VOA 8260 List

CAS No.	Compound	Result	RL	MDL	Units	Q
67-64-1	Acetone	ND	47	9.5	ug/kg	
71-43-2	Benzene	ND	4.7	1.2	ug/kg	
108-86-1	Bromobenzene	ND	4.7	1.1	ug/kg	
74-97-5	Bromochloromethane	ND	4.7	1.0	ug/kg	
75-27-4	Bromodichloromethane	ND	4.7	0.93	ug/kg	
75-25-2	Bromoform	ND	4.7	0.93	ug/kg	
78-93-3	2-Butanone (MEK)	ND	23	8.5	ug/kg	
104-51-8	n-Butylbenzene	ND	4.7	0.93	ug/kg	
135-98-8	sec-Butylbenzene	ND	4.7	0.93	ug/kg	
98-06-6	tert-Butylbenzene	ND	4.7	0.93	ug/kg	
56-23-5	Carbon Tetrachloride	ND	4.7	1.7	ug/kg	
108-90-7	Chlorobenzene	ND	4.7	0.93	ug/kg	
75-00-3	Chloroethane	ND	4.7	1.9	ug/kg	
67-66-3	Chloroform	ND	4.7	1.1	ug/kg	
95-49-8	o-Chlorotoluene	ND	4.7	0.93	ug/kg	
106-43-4	p-Chlorotoluene	ND	4.7	0.93	ug/kg	
124-48-1	Dibromochloromethane	ND	4.7	0.93	ug/kg	
96-12-8	1,2-Dibromo-3-chloropropane	ND	4.7	2.1	ug/kg	
106-93-4	1,2-Dibromoethane	ND	4.7	0.93	ug/kg	
75-71-8	Dichlorodifluoromethane	ND	4.7	2.3	ug/kg	
95-50-1	1,2-Dichlorobenzene	ND	4.7	0.93	ug/kg	
541-73-1	1,3-Dichlorobenzene	ND	4.7	0.93	ug/kg	
106-46-7	1,4-Dichlorobenzene	ND	4.7	0.95	ug/kg	
75-34-3	1,1-Dichloroethane	ND	4.7	1.6	ug/kg	
107-06-2	1,2-Dichloroethane	ND	4.7	0.93	ug/kg	
75-35-4	1,1-Dichloroethylene	ND	4.7	0.93	ug/kg	
156-59-2	cis-1,2-Dichloroethylene	ND	4.7	1.1	ug/kg	
156-60-5	trans-1,2-Dichloroethylene	ND	4.7	1.4	ug/kg	
78-87-5	1,2-Dichloropropane	ND	4.7	1.5	ug/kg	
142-28-9	1,3-Dichloropropane	ND	4.7	0.93	ug/kg	
594-20-7	2,2-Dichloropropane	ND	4.7	0.93	ug/kg	
563-58-6	1,1-Dichloropropene	ND	4.7	1.2	ug/kg	

ND = Not detected MDL = Method Detection Limit

RL = Reporting Limit

E = Indicates value exceeds calibration range

J = Indicates an estimated value

B = Indicates analyte found in associated method blank

N = Indicates presumptive evidence of a compound

Report of Analysis

Client Sample ID:	E5-2	Date Sampled:	09/06/16
Lab Sample ID:	C47015-19	Date Received:	09/08/16
Matrix:	SO - Soil	Percent Solids:	n/a
Method:	SW846 8260B		
Project:	Vallico Mall, Wolfe Rd, Cupertino CA		

VOA 8260 List

CAS No.	Compound	Result	RL	MDL	Units	Q
10061-01-5	cis-1,3-Dichloropropene	ND	4.7	1.8	ug/kg	
10061-02-6	trans-1,3-Dichloropropene	ND	4.7	0.93	ug/kg	
108-20-3	Di-Isopropyl Ether	ND	4.7	1.1	ug/kg	
100-41-4	Ethylbenzene	ND	4.7	1.0	ug/kg	
637-92-3	Ethyl Tert Butyl Ether	ND	4.7	1.2	ug/kg	
87-68-3	Hexachlorobutadiene	ND	4.7	2.0	ug/kg	
591-78-6	2-Hexanone	ND	23	8.1	ug/kg	
98-82-8	Isopropylbenzene	ND	4.7	1.3	ug/kg	
99-87-6	p-Isopropyltoluene	ND	4.7	0.93	ug/kg	
74-83-9	Methyl Bromide	ND	4.7	2.4	ug/kg	
74-87-3	Methyl Chloride	ND	4.7	2.2	ug/kg	
74-95-3	Methylene Bromide	ND	4.7	1.7	ug/kg	
75-09-2	Methylene Chloride ^b	6.5	9.3	3.7	ug/kg	J
108-10-1	4-Methyl-2-pentanone (MIBK)	ND	23	10	ug/kg	
1634-04-4	Methyl Tert Butyl Ether	ND	4.7	1.0	ug/kg	
91-20-3	Naphthalene	ND	4.7	1.9	ug/kg	
103-65-1	n-Propylbenzene	ND	4.7	1.2	ug/kg	
100-42-5	Styrene	ND	4.7	0.93	ug/kg	
994-05-8	Tert-Amyl Methyl Ether	ND	4.7	1.3	ug/kg	
75-65-0	Tert-Butyl Alcohol	ND	47	13	ug/kg	
630-20-6	1,1,1,2-Tetrachloroethane	ND	4.7	1.0	ug/kg	
79-34-5	1,1,2,2-Tetrachloroethane	ND	4.7	2.1	ug/kg	
127-18-4	Tetrachloroethylene	ND	4.7	1.2	ug/kg	
108-88-3	Toluene	ND	4.7	1.1	ug/kg	
87-61-6	1,2,3-Trichlorobenzene	ND	4.7	1.8	ug/kg	
120-82-1	1,2,4-Trichlorobenzene	ND	4.7	1.4	ug/kg	
71-55-6	1,1,1-Trichloroethane	ND	4.7	0.93	ug/kg	
79-00-5	1,1,2-Trichloroethane	ND	4.7	1.7	ug/kg	
79-01-6	Trichloroethylene	ND	4.7	1.1	ug/kg	
75-69-4	Trichlorofluoromethane	ND	4.7	1.7	ug/kg	
96-18-4	1,2,3-Trichloropropane	ND	4.7	1.5	ug/kg	
95-63-6	1,2,4-Trimethylbenzene	ND	4.7	0.93	ug/kg	
108-67-8	1,3,5-Trimethylbenzene	ND	4.7	0.93	ug/kg	
75-01-4	Vinyl Chloride	ND	4.7	1.6	ug/kg	
1330-20-7	Xylene (total)	ND	14	2.7	ug/kg	

CAS No.	Surrogate Recoveries	Run# 1	Run# 2	Limits
1868-53-7	Dibromofluoromethane	116%		75-124%
17060-07-0	1,2-Dichloroethane-D4	126%		72-135%

ND = Not detected MDL = Method Detection Limit
 RL = Reporting Limit
 E = Indicates value exceeds calibration range

J = Indicates an estimated value
 B = Indicates analyte found in associated method blank
 N = Indicates presumptive evidence of a compound

Report of Analysis

Client Sample ID: E5-2	
Lab Sample ID: C47015-19	Date Sampled: 09/06/16
Matrix: SO - Soil	Date Received: 09/08/16
Method: SW846 8260B	Percent Solids: n/a
Project: Vallico Mall, Wolfe Rd, Cupertino CA	

VOA 8260 List

CAS No.	Surrogate Recoveries	Run# 1	Run# 2	Limits
2037-26-5	Toluene-D8	93%		75-126%
460-00-4	4-Bromofluorobenzene	103%		71-133%

- (a) Sample was received in a bulk container but was not preserved within 48 hours of sampling. Reported results are considered minimum values. Analysis performed at SGS Accutest, Orlando FL.
- (b) Suspected laboratory contaminant.

ND = Not detected MDL = Method Detection Limit
 RL = Reporting Limit
 E = Indicates value exceeds calibration range

J = Indicates an estimated value
 B = Indicates analyte found in associated method blank
 N = Indicates presumptive evidence of a compound

Report of Analysis

Client Sample ID: E5-2		Date Sampled: 09/06/16
Lab Sample ID: C47015-19		Date Received: 09/08/16
Matrix: SO - Soil		Percent Solids: n/a
Method: SW846 8270D SW846 3550C		
Project: Vallico Mall, Wolfe Rd, Cupertino CA		

	File ID	DF	Analyzed	By	Prep Date	Prep Batch	Analytical Batch
Run #1 ^a	X048990.D	1	09/12/16	AFL	09/09/16	F:OP61812	F:SX2120
Run #2							

	Initial Weight	Final Volume
Run #1	30.0 g	1.0 ml
Run #2		

ABN Full List w/o PAHs

CAS No.	Compound	Result	RL	MDL	Units	Q
65-85-0	Benzoic Acid	ND	830	170	ug/kg	
59-50-7	4-Chloro-3-methyl Phenol	ND	170	25	ug/kg	
95-57-8	2-Chlorophenol	ND	170	21	ug/kg	
120-83-2	2,4-Dichlorophenol	ND	170	23	ug/kg	
105-67-9	2,4-Dimethylphenol	ND	170	20	ug/kg	
51-28-5	2,4-Dinitrophenol	ND	830	170	ug/kg	
534-52-1	4,6-Dinitro-o-cresol	ND	330	67	ug/kg	
95-48-7	2-Methylphenol	ND	170	18	ug/kg	
	3&4-Methylphenol	ND	170	39	ug/kg	
88-75-5	2-Nitrophenol	ND	170	21	ug/kg	
100-02-7	4-Nitrophenol	ND	830	130	ug/kg	
87-86-5	Pentachlorophenol	ND	830	130	ug/kg	
108-95-2	Phenol	ND	170	20	ug/kg	
95-95-4	2,4,5-Trichlorophenol	ND	170	18	ug/kg	
88-06-2	2,4,6-Trichlorophenol	ND	170	20	ug/kg	
62-53-3	Aniline	ND	170	33	ug/kg	
92-87-5	Benzidine ^b	ND	1700	330	ug/kg	
100-51-6	Benzyl Alcohol	ND	170	22	ug/kg	
101-55-3	4-Bromophenyl phenyl ether	ND	170	19	ug/kg	
85-68-7	Butyl benzyl phthalate	ND	170	33	ug/kg	
86-74-8	Carbazole	ND	170	19	ug/kg	
106-47-8	4-Chloroaniline	ND	170	23	ug/kg	
111-91-1	bis(2-Chloroethoxy)methane	ND	170	25	ug/kg	
111-44-4	bis(2-Chloroethyl)ether	ND	170	30	ug/kg	
108-60-1	bis(2-Chloroisopropyl)ether	ND	170	24	ug/kg	
91-58-7	2-Chloronaphthalene	ND	170	23	ug/kg	
7005-72-3	4-Chlorophenyl phenyl ether	ND	170	21	ug/kg	
132-64-9	Dibenzofuran	ND	170	21	ug/kg	
95-50-1	1,2-Dichlorobenzene	ND	170	17	ug/kg	
541-73-1	1,3-Dichlorobenzene	ND	170	19	ug/kg	
106-46-7	1,4-Dichlorobenzene	ND	170	20	ug/kg	
91-94-1	3,3'-Dichlorobenzidine	ND	170	18	ug/kg	

ND = Not detected MDL = Method Detection Limit

RL = Reporting Limit

E = Indicates value exceeds calibration range

J = Indicates an estimated value

B = Indicates analyte found in associated method blank

N = Indicates presumptive evidence of a compound

Report of Analysis

Client Sample ID: E5-2		Date Sampled: 09/06/16
Lab Sample ID: C47015-19		Date Received: 09/08/16
Matrix: SO - Soil		Percent Solids: n/a
Method: SW846 8270D SW846 3550C		
Project: Vallico Mall, Wolfe Rd, Cupertino CA		

ABN Full List w/o PAHs

CAS No.	Compound	Result	RL	MDL	Units	Q
84-66-2	Diethyl Phthalate	ND	330	33	ug/kg	
131-11-3	Dimethyl Phthalate	ND	170	33	ug/kg	
117-84-0	Di-n-octyl Phthalate	ND	170	33	ug/kg	
84-74-2	Di-n-butyl Phthalate	ND	330	67	ug/kg	
121-14-2	2,4-Dinitrotoluene	ND	170	17	ug/kg	
606-20-2	2,6-Dinitrotoluene	ND	170	21	ug/kg	
122-66-7	1,2-Diphenylhydrazine	ND	170	28	ug/kg	
117-81-7	bis(2-Ethylhexyl)phthalate	ND	330	33	ug/kg	
118-74-1	Hexachlorobenzene	ND	170	21	ug/kg	
87-68-3	Hexachlorobutadiene	ND	170	19	ug/kg	
77-47-4	Hexachlorocyclopentadiene	ND	170	33	ug/kg	
67-72-1	Hexachloroethane	ND	170	19	ug/kg	
78-59-1	Isophorone	ND	170	17	ug/kg	
88-74-4	2-Nitroaniline	ND	170	28	ug/kg	
99-09-2	3-Nitroaniline	ND	170	28	ug/kg	
100-01-6	4-Nitroaniline	ND	170	28	ug/kg	
98-95-3	Nitrobenzene	ND	170	22	ug/kg	
62-75-9	N-Nitrosodimethylamine	ND	170	40	ug/kg	
621-64-7	N-Nitrosodi-n-propylamine	ND	170	18	ug/kg	
86-30-6	N-Nitrosodiphenylamine	ND	170	32	ug/kg	
110-86-1	Pyridine	ND	330	33	ug/kg	
120-82-1	1,2,4-Trichlorobenzene	ND	170	20	ug/kg	

CAS No.	Surrogate Recoveries	Run# 1	Run# 2	Limits
367-12-4	2-Fluorophenol	72%		40-102%
4165-62-2	Phenol-d5	80%		41-100%
118-79-6	2,4,6-Tribromophenol	75%		42-108%
4165-60-0	Nitrobenzene-d5	64%		40-105%
321-60-8	2-Fluorobiphenyl	69%		43-107%
1718-51-0	Terphenyl-d14	89%		45-119%

(a) Analysis performed at SGS Accutest, Orlando FL.

(b) Associated ICV outside control limits.

ND = Not detected MDL = Method Detection Limit
 RL = Reporting Limit
 E = Indicates value exceeds calibration range

J = Indicates an estimated value
 B = Indicates analyte found in associated method blank
 N = Indicates presumptive evidence of a compound

Report of Analysis

Client Sample ID: E5-2		
Lab Sample ID: C47015-19		Date Sampled: 09/06/16
Matrix: SO - Soil		Date Received: 09/08/16
Method: SW846 8270D BY SIM SW846 3546		Percent Solids: n/a
Project: Vallico Mall, Wolfe Rd, Cupertino CA		

	File ID	DF	Analyzed	By	Prep Date	Prep Batch	Analytical Batch
Run #1 ^a	W094940.D	1	09/13/16	AFL	09/10/16	F:OP61814	F:SW4253
Run #2							

	Initial Weight	Final Volume
Run #1	15.3 g	1.0 ml
Run #2		

BN PAH List

CAS No.	Compound	Result	RL	MDL	Units	Q
83-32-9	Acenaphthene	ND	65	26	ug/kg	
208-96-8	Acenaphthylene	ND	65	26	ug/kg	
120-12-7	Anthracene	ND	65	16	ug/kg	
56-55-3	Benzo(a)anthracene	ND	13	3.3	ug/kg	
50-32-8	Benzo(a)pyrene	ND	13	3.3	ug/kg	
205-99-2	Benzo(b)fluoranthene	ND	13	3.3	ug/kg	
191-24-2	Benzo(g,h,i)perylene	ND	13	3.3	ug/kg	
207-08-9	Benzo(k)fluoranthene	ND	13	3.3	ug/kg	
218-01-9	Chrysene	ND	13	3.3	ug/kg	
53-70-3	Dibenzo(a,h)anthracene	ND	13	3.3	ug/kg	
206-44-0	Fluoranthene	ND	65	16	ug/kg	
86-73-7	Fluorene	ND	65	26	ug/kg	
193-39-5	Indeno(1,2,3-cd)pyrene	ND	13	3.3	ug/kg	
90-12-0	1-Methylnaphthalene	ND	65	26	ug/kg	
91-57-6	2-Methylnaphthalene	ND	65	26	ug/kg	
91-20-3	Naphthalene	ND	65	26	ug/kg	
85-01-8	Phenanthrene	ND	65	16	ug/kg	
129-00-0	Pyrene	ND	65	16	ug/kg	

CAS No.	Surrogate Recoveries	Run# 1	Run# 2	Limits
4165-60-0	Nitrobenzene-d5	86%		40-105%
321-60-8	2-Fluorobiphenyl	85%		43-107%
1718-51-0	Terphenyl-d14	98%		45-119%

(a) Analysis performed at SGS Accutest, Orlando FL.

ND = Not detected MDL = Method Detection Limit
 RL = Reporting Limit
 E = Indicates value exceeds calibration range

J = Indicates an estimated value
 B = Indicates analyte found in associated method blank
 N = Indicates presumptive evidence of a compound

Report of Analysis

Client Sample ID: E5-2	Date Sampled: 09/06/16
Lab Sample ID: C47015-19	Date Received: 09/08/16
Matrix: SO - Soil	Percent Solids: n/a
Method: SW846 8015C	
Project: Vallico Mall, Wolfe Rd, Cupertino CA	

	File ID	DF	Analyzed	By	Prep Date	Prep Batch	Analytical Batch
Run #1 ^a	UV075785.D	1	09/12/16	AFL	n/a	n/a	F:GUV4034
Run #2							

	Initial Weight	Final Volume	Methanol Aliquot
Run #1	5.22 g	5.0 ml	100 ul
Run #2			

CAS No.	Compound	Result	RL	MDL	Units	Q
	TPH-GRO (C6-C10)	ND	4.8	2.4	mg/kg	

CAS No.	Surrogate Recoveries	Run# 1	Run# 2	Limits
460-00-4	4-Bromofluorobenzene	93%		56-149%
98-08-8	aaa-Trifluorotoluene	95%		66-132%

(a) Sample was received in a bulk container but was not preserved within 48 hours of sampling. Reported results are considered minimum values. Analysis performed at SGS Accutest, Orlando FL.

ND = Not detected MDL = Method Detection Limit
 RL = Reporting Limit
 E = Indicates value exceeds calibration range

J = Indicates an estimated value
 B = Indicates analyte found in associated method blank
 N = Indicates presumptive evidence of a compound

Report of Analysis

Client Sample ID: E5-2		Date Sampled: 09/06/16
Lab Sample ID: C47015-19		Date Received: 09/08/16
Matrix: SO - Soil		Percent Solids: n/a
Method: SW846 8081B SW846 3546		
Project: Vallico Mall, Wolfe Rd, Cupertino CA		

	File ID	DF	Analyzed	By	Prep Date	Prep Batch	Analytical Batch
Run #1 ^a	TT379398.D	5	09/15/16	AFL	09/12/16	F:OP61829	F:GTT1862
Run #2							

	Initial Weight	Final Volume
Run #1	15.1 g	5.0 ml
Run #2		

Pesticide PPL List

CAS No.	Compound	Result	RL	MDL	Units	Q
309-00-2	Aldrin	ND	8.3	2.5	ug/kg	
319-84-6	alpha-BHC	ND	8.3	2.5	ug/kg	
319-85-7	beta-BHC	ND	8.3	2.5	ug/kg	
319-86-8	delta-BHC	ND	8.3	2.4	ug/kg	
58-89-9	gamma-BHC (Lindane)	ND	8.3	2.5	ug/kg	
12789-03-6	Chlordane	ND	83	33	ug/kg	
60-57-1	Dieldrin	5.5	8.3	3.1	ug/kg	J
72-54-8	4,4'-DDD	ND	17	2.8	ug/kg	
72-55-9	4,4'-DDE	24.7	17	2.7	ug/kg	
50-29-3	4,4'-DDT	8.4	17	3.2	ug/kg	J
72-20-8	Endrin	ND	17	3.1	ug/kg	
1031-07-8	Endosulfan sulfate	ND	17	3.1	ug/kg	
7421-93-4	Endrin aldehyde	ND	17	3.1	ug/kg	
959-98-8	Endosulfan-I	ND	8.3	2.4	ug/kg	
33213-65-9	Endosulfan-II	ND	8.3	3.1	ug/kg	
76-44-8	Heptachlor	ND	8.3	2.8	ug/kg	
1024-57-3	Heptachlor epoxide	ND	8.3	2.9	ug/kg	
72-43-5	Methoxychlor	ND	17	4.3	ug/kg	
8001-35-2	Toxaphene	ND	410	170	ug/kg	

CAS No.	Surrogate Recoveries	Run# 1	Run# 2	Limits
877-09-8	Tetrachloro-m-xylene	89%		50-122%
2051-24-3	Decachlorobiphenyl	86%		50-133%

(a) All hits confirmed by dual column analysis. Dilution required due to matrix interference. Analysis performed at SGS Accutest, Orlando FL.

ND = Not detected MDL = Method Detection Limit
 RL = Reporting Limit
 E = Indicates value exceeds calibration range

J = Indicates an estimated value
 B = Indicates analyte found in associated method blank
 N = Indicates presumptive evidence of a compound

Report of Analysis

Client Sample ID: E5-2		Date Sampled: 09/06/16
Lab Sample ID: C47015-19		Date Received: 09/08/16
Matrix: SO - Soil		Percent Solids: n/a
Method: SW846 8082A SW846 3546		
Project: Vallico Mall, Wolfe Rd, Cupertino CA		

	File ID	DF	Analyzed	By	Prep Date	Prep Batch	Analytical Batch
Run #1 ^a	ST138378.D	1	09/13/16	AFL	09/12/16	F:OP61830	F:GST3293
Run #2							

	Initial Weight	Final Volume
Run #1	15.1 g	5.0 ml
Run #2		

PCB List

CAS No.	Compound	Result	RL	MDL	Units	Q
12674-11-2	Aroclor 1016	ND	17	6.6	ug/kg	
11104-28-2	Aroclor 1221	ND	17	8.4	ug/kg	
11141-16-5	Aroclor 1232	ND	17	8.3	ug/kg	
53469-21-9	Aroclor 1242	ND	17	6.6	ug/kg	
12672-29-6	Aroclor 1248	ND	17	6.6	ug/kg	
11097-69-1	Aroclor 1254	ND	17	7.9	ug/kg	
11096-82-5	Aroclor 1260	ND	17	6.6	ug/kg	

CAS No.	Surrogate Recoveries	Run# 1	Run# 2	Limits
877-09-8	Tetrachloro-m-xylene	92%		44-126%
2051-24-3	Decachlorobiphenyl	99%		41-145%

(a) Analysis performed at SGS Accutest, Orlando FL.

ND = Not detected MDL = Method Detection Limit
 RL = Reporting Limit
 E = Indicates value exceeds calibration range

J = Indicates an estimated value
 B = Indicates analyte found in associated method blank
 N = Indicates presumptive evidence of a compound

Report of Analysis

Client Sample ID: E5-2		Date Sampled: 09/06/16
Lab Sample ID: C47015-19		Date Received: 09/08/16
Matrix: SO - Soil		Percent Solids: n/a
Method: SW846 8015C SW846 3550C		
Project: Vallico Mall, Wolfe Rd, Cupertino CA		

	File ID	DF	Analyzed	By	Prep Date	Prep Batch	Analytical Batch
Run #1 ^a	JR002666.D	1	09/15/16	AFL	09/12/16	F:OP61833	F:GJR98
Run #2							

	Initial Weight	Final Volume
Run #1	20.0 g	1.0 ml
Run #2		

TPH Extractable

CAS No.	Compound	Result	RL	MDL	Units	Q
	TPH (C10-C28)	3.02	5.0	2.5	mg/kg	J
	TPH (> C28-C40)	10.8	5.0	2.5	mg/kg	

CAS No.	Surrogate Recoveries	Run# 1	Run# 2	Limits
84-15-1	o-Terphenyl	81%		56-122%

(a) Analysis performed at SGS Accutest, Orlando FL.

ND = Not detected MDL = Method Detection Limit
 RL = Reporting Limit
 E = Indicates value exceeds calibration range

J = Indicates an estimated value
 B = Indicates analyte found in associated method blank
 N = Indicates presumptive evidence of a compound

Report of Analysis

Client Sample ID: E5-2	Date Sampled: 09/06/16
Lab Sample ID: C47015-19	Date Received: 09/08/16
Matrix: SO - Soil	Percent Solids: n/a
Project: Vallico Mall, Wolfe Rd, Cupertino CA	

Metals Analysis

Analyte	Result	RL	Units	DF	Prep	Analyzed By	Method	Prep Method
Antimony ^a	< 4.6	4.6	mg/kg	5	09/09/16	09/12/16	AFL SW846 6010C ²	SW846 3050B ³
Arsenic ^a	4.1	2.3	mg/kg	5	09/09/16	09/12/16	AFL SW846 6010C ²	SW846 3050B ³
Barium ^a	158	46	mg/kg	5	09/09/16	09/12/16	AFL SW846 6010C ²	SW846 3050B ³
Beryllium ^a	< 1.1	1.1	mg/kg	5	09/09/16	09/12/16	AFL SW846 6010C ²	SW846 3050B ³
Cadmium ^a	< 0.92	0.92	mg/kg	5	09/09/16	09/12/16	AFL SW846 6010C ²	SW846 3050B ³
Chromium ^a	74.1	2.3	mg/kg	5	09/09/16	09/12/16	AFL SW846 6010C ²	SW846 3050B ³
Cobalt ^a	16.5	11	mg/kg	5	09/09/16	09/12/16	AFL SW846 6010C ²	SW846 3050B ³
Copper ^a	33.5	5.7	mg/kg	5	09/09/16	09/12/16	AFL SW846 6010C ²	SW846 3050B ³
Lead ^a	14.4	4.6	mg/kg	5	09/09/16	09/12/16	AFL SW846 6010C ²	SW846 3050B ³
Mercury ^b	0.048	0.038	mg/kg	1	09/12/16	09/12/16	AFL SW846 7471B ¹	SW846 7471B ⁴
Molybdenum ^a	< 11	11	mg/kg	5	09/09/16	09/12/16	AFL SW846 6010C ²	SW846 3050B ³
Nickel ^a	86.1	9.2	mg/kg	5	09/09/16	09/12/16	AFL SW846 6010C ²	SW846 3050B ³
Selenium ^a	< 4.6	4.6	mg/kg	5	09/09/16	09/12/16	AFL SW846 6010C ²	SW846 3050B ³
Silver ^a	< 2.3	2.3	mg/kg	5	09/09/16	09/12/16	AFL SW846 6010C ²	SW846 3050B ³
Thallium ^a	< 2.3	2.3	mg/kg	5	09/09/16	09/12/16	AFL SW846 6010C ²	SW846 3050B ³
Vanadium ^a	59.6	11	mg/kg	5	09/09/16	09/12/16	AFL SW846 6010C ²	SW846 3050B ³
Zinc ^a	64.6	4.6	mg/kg	5	09/09/16	09/12/16	AFL SW846 6010C ²	SW846 3050B ³

(1) Instrument QC Batch: F:MA13398

(2) Instrument QC Batch: F:MA13399

(3) Prep QC Batch: F:MP30813

(4) Prep QC Batch: F:MP30816

(a) Sample dilution required due to difficult matrix. Analysis performed at SGS Accutest, Orlando FL.

(b) Analysis performed at SGS Accutest, Orlando FL.

RL = Reporting Limit

Report of Analysis

Client Sample ID:	E5-3	Date Sampled:	09/06/16
Lab Sample ID:	C47015-20	Date Received:	09/08/16
Matrix:	SO - Soil	Percent Solids:	n/a
Method:	SW846 8260B		
Project:	Vallico Mall, Wolfe Rd, Cupertino CA		

	File ID	DF	Analyzed	By	Prep Date	Prep Batch	Analytical Batch
Run #1 ^a	F0079487.D	1	09/10/16	AFL	n/a	n/a	F:VF2731
Run #2							

	Initial Weight	Final Volume
Run #1	5.19 g	5.0 ml
Run #2		

VOA 8260 List

CAS No.	Compound	Result	RL	MDL	Units	Q
67-64-1	Acetone	ND	48	9.8	ug/kg	
71-43-2	Benzene	ND	4.8	1.2	ug/kg	
108-86-1	Bromobenzene	ND	4.8	1.2	ug/kg	
74-97-5	Bromochloromethane	ND	4.8	1.1	ug/kg	
75-27-4	Bromodichloromethane	ND	4.8	0.96	ug/kg	
75-25-2	Bromoform	ND	4.8	0.96	ug/kg	
78-93-3	2-Butanone (MEK)	ND	24	8.7	ug/kg	
104-51-8	n-Butylbenzene	ND	4.8	0.96	ug/kg	
135-98-8	sec-Butylbenzene	ND	4.8	0.96	ug/kg	
98-06-6	tert-Butylbenzene	ND	4.8	0.96	ug/kg	
56-23-5	Carbon Tetrachloride	ND	4.8	1.7	ug/kg	
108-90-7	Chlorobenzene	ND	4.8	0.96	ug/kg	
75-00-3	Chloroethane	ND	4.8	1.9	ug/kg	
67-66-3	Chloroform	ND	4.8	1.2	ug/kg	
95-49-8	o-Chlorotoluene	ND	4.8	0.96	ug/kg	
106-43-4	p-Chlorotoluene	ND	4.8	0.96	ug/kg	
124-48-1	Dibromochloromethane	ND	4.8	0.96	ug/kg	
96-12-8	1,2-Dibromo-3-chloropropane	ND	4.8	2.1	ug/kg	
106-93-4	1,2-Dibromoethane	ND	4.8	0.96	ug/kg	
75-71-8	Dichlorodifluoromethane	ND	4.8	2.4	ug/kg	
95-50-1	1,2-Dichlorobenzene	ND	4.8	0.96	ug/kg	
541-73-1	1,3-Dichlorobenzene	ND	4.8	0.96	ug/kg	
106-46-7	1,4-Dichlorobenzene	ND	4.8	0.98	ug/kg	
75-34-3	1,1-Dichloroethane	ND	4.8	1.6	ug/kg	
107-06-2	1,2-Dichloroethane	ND	4.8	0.96	ug/kg	
75-35-4	1,1-Dichloroethylene	ND	4.8	0.96	ug/kg	
156-59-2	cis-1,2-Dichloroethylene	ND	4.8	1.2	ug/kg	
156-60-5	trans-1,2-Dichloroethylene	ND	4.8	1.5	ug/kg	
78-87-5	1,2-Dichloropropane	ND	4.8	1.5	ug/kg	
142-28-9	1,3-Dichloropropane	ND	4.8	0.96	ug/kg	
594-20-7	2,2-Dichloropropane	ND	4.8	0.96	ug/kg	
563-58-6	1,1-Dichloropropene	ND	4.8	1.2	ug/kg	

ND = Not detected MDL = Method Detection Limit

RL = Reporting Limit

E = Indicates value exceeds calibration range

J = Indicates an estimated value

B = Indicates analyte found in associated method blank

N = Indicates presumptive evidence of a compound

Report of Analysis

Client Sample ID:	E5-3	Date Sampled:	09/06/16
Lab Sample ID:	C47015-20	Date Received:	09/08/16
Matrix:	SO - Soil	Percent Solids:	n/a
Method:	SW846 8260B		
Project:	Vallico Mall, Wolfe Rd, Cupertino CA		

VOA 8260 List

CAS No.	Compound	Result	RL	MDL	Units	Q
10061-01-5	cis-1,3-Dichloropropene	ND	4.8	1.8	ug/kg	
10061-02-6	trans-1,3-Dichloropropene	ND	4.8	0.96	ug/kg	
108-20-3	Di-Isopropyl Ether	ND	4.8	1.1	ug/kg	
100-41-4	Ethylbenzene	ND	4.8	1.1	ug/kg	
637-92-3	Ethyl Tert Butyl Ether	ND	4.8	1.2	ug/kg	
87-68-3	Hexachlorobutadiene	ND	4.8	2.1	ug/kg	
591-78-6	2-Hexanone	ND	24	8.4	ug/kg	
98-82-8	Isopropylbenzene	ND	4.8	1.4	ug/kg	
99-87-6	p-Isopropyltoluene	ND	4.8	0.96	ug/kg	
74-83-9	Methyl Bromide	ND	4.8	2.5	ug/kg	
74-87-3	Methyl Chloride	ND	4.8	2.3	ug/kg	
74-95-3	Methylene Bromide	ND	4.8	1.8	ug/kg	
75-09-2	Methylene Chloride ^b	8.6	9.6	3.9	ug/kg	J
108-10-1	4-Methyl-2-pentanone (MIBK)	ND	24	10	ug/kg	
1634-04-4	Methyl Tert Butyl Ether	ND	4.8	1.1	ug/kg	
91-20-3	Naphthalene	ND	4.8	1.9	ug/kg	
103-65-1	n-Propylbenzene	ND	4.8	1.2	ug/kg	
100-42-5	Styrene	ND	4.8	0.96	ug/kg	
994-05-8	Tert-Amyl Methyl Ether	ND	4.8	1.3	ug/kg	
75-65-0	Tert-Butyl Alcohol	ND	48	13	ug/kg	
630-20-6	1,1,1,2-Tetrachloroethane	ND	4.8	1.1	ug/kg	
79-34-5	1,1,2,2-Tetrachloroethane	ND	4.8	2.1	ug/kg	
127-18-4	Tetrachloroethylene	ND	4.8	1.3	ug/kg	
108-88-3	Toluene	ND	4.8	1.1	ug/kg	
87-61-6	1,2,3-Trichlorobenzene	ND	4.8	1.9	ug/kg	
120-82-1	1,2,4-Trichlorobenzene	ND	4.8	1.4	ug/kg	
71-55-6	1,1,1-Trichloroethane	ND	4.8	0.96	ug/kg	
79-00-5	1,1,2-Trichloroethane	ND	4.8	1.7	ug/kg	
79-01-6	Trichloroethylene	ND	4.8	1.1	ug/kg	
75-69-4	Trichlorofluoromethane	ND	4.8	1.8	ug/kg	
96-18-4	1,2,3-Trichloropropane	ND	4.8	1.6	ug/kg	
95-63-6	1,2,4-Trimethylbenzene	ND	4.8	0.96	ug/kg	
108-67-8	1,3,5-Trimethylbenzene	ND	4.8	0.96	ug/kg	
75-01-4	Vinyl Chloride	ND	4.8	1.6	ug/kg	
1330-20-7	Xylene (total)	ND	14	2.7	ug/kg	

CAS No.	Surrogate Recoveries	Run# 1	Run# 2	Limits
1868-53-7	Dibromofluoromethane	123%		75-124%
17060-07-0	1,2-Dichloroethane-D4	132%		72-135%

ND = Not detected MDL = Method Detection Limit
 RL = Reporting Limit
 E = Indicates value exceeds calibration range

J = Indicates an estimated value
 B = Indicates analyte found in associated method blank
 N = Indicates presumptive evidence of a compound

Report of Analysis

Client Sample ID:	E5-3	Date Sampled:	09/06/16
Lab Sample ID:	C47015-20	Date Received:	09/08/16
Matrix:	SO - Soil	Percent Solids:	n/a
Method:	SW846 8260B		
Project:	Vallico Mall, Wolfe Rd, Cupertino CA		

VOA 8260 List

CAS No.	Surrogate Recoveries	Run# 1	Run# 2	Limits
2037-26-5	Toluene-D8	95%		75-126%
460-00-4	4-Bromofluorobenzene	91%		71-133%

- (a) Sample was received in a bulk container but was not preserved within 48 hours of sampling. Reported results are considered minimum values. Analysis performed at SGS Accutest, Orlando FL.
- (b) Suspected laboratory contaminant.

ND = Not detected MDL = Method Detection Limit
 RL = Reporting Limit
 E = Indicates value exceeds calibration range

J = Indicates an estimated value
 B = Indicates analyte found in associated method blank
 N = Indicates presumptive evidence of a compound

Report of Analysis

Client Sample ID:	E5-3	Date Sampled:	09/06/16
Lab Sample ID:	C47015-20	Date Received:	09/08/16
Matrix:	SO - Soil	Percent Solids:	n/a
Method:	SW846 8270D SW846 3550C		
Project:	Vallico Mall, Wolfe Rd, Cupertino CA		

	File ID	DF	Analyzed	By	Prep Date	Prep Batch	Analytical Batch
Run #1 ^a	X048991.D	1	09/12/16	AFL	09/09/16	F:OP61812	F:SX2120
Run #2							

	Initial Weight	Final Volume
Run #1	30.5 g	1.0 ml
Run #2		

ABN Full List w/o PAHs

CAS No.	Compound	Result	RL	MDL	Units	Q
65-85-0	Benzoic Acid	ND	820	160	ug/kg	
59-50-7	4-Chloro-3-methyl Phenol	ND	160	25	ug/kg	
95-57-8	2-Chlorophenol	ND	160	21	ug/kg	
120-83-2	2,4-Dichlorophenol	ND	160	23	ug/kg	
105-67-9	2,4-Dimethylphenol	ND	160	20	ug/kg	
51-28-5	2,4-Dinitrophenol	ND	820	160	ug/kg	
534-52-1	4,6-Dinitro-o-cresol	ND	330	66	ug/kg	
95-48-7	2-Methylphenol	ND	160	18	ug/kg	
	3&4-Methylphenol	ND	160	39	ug/kg	
88-75-5	2-Nitrophenol	ND	160	20	ug/kg	
100-02-7	4-Nitrophenol	ND	820	130	ug/kg	
87-86-5	Pentachlorophenol	ND	820	130	ug/kg	
108-95-2	Phenol	ND	160	19	ug/kg	
95-95-4	2,4,5-Trichlorophenol	ND	160	17	ug/kg	
88-06-2	2,4,6-Trichlorophenol	ND	160	20	ug/kg	
62-53-3	Aniline	ND	160	33	ug/kg	
92-87-5	Benzidine ^b	ND	1600	330	ug/kg	
100-51-6	Benzyl Alcohol	ND	160	22	ug/kg	
101-55-3	4-Bromophenyl phenyl ether	ND	160	19	ug/kg	
85-68-7	Butyl benzyl phthalate	ND	160	33	ug/kg	
86-74-8	Carbazole	ND	160	19	ug/kg	
106-47-8	4-Chloroaniline	ND	160	23	ug/kg	
111-91-1	bis(2-Chloroethoxy)methane	ND	160	25	ug/kg	
111-44-4	bis(2-Chloroethyl)ether	ND	160	29	ug/kg	
108-60-1	bis(2-Chloroisopropyl)ether	ND	160	24	ug/kg	
91-58-7	2-Chloronaphthalene	ND	160	23	ug/kg	
7005-72-3	4-Chlorophenyl phenyl ether	ND	160	21	ug/kg	
132-64-9	Dibenzofuran	ND	160	21	ug/kg	
95-50-1	1,2-Dichlorobenzene	ND	160	16	ug/kg	
541-73-1	1,3-Dichlorobenzene	ND	160	18	ug/kg	
106-46-7	1,4-Dichlorobenzene	ND	160	20	ug/kg	
91-94-1	3,3'-Dichlorobenzidine	ND	160	18	ug/kg	

ND = Not detected MDL = Method Detection Limit

RL = Reporting Limit

E = Indicates value exceeds calibration range

J = Indicates an estimated value

B = Indicates analyte found in associated method blank

N = Indicates presumptive evidence of a compound

Report of Analysis

Client Sample ID: E5-3		Date Sampled: 09/06/16
Lab Sample ID: C47015-20		Date Received: 09/08/16
Matrix: SO - Soil		Percent Solids: n/a
Method: SW846 8270D SW846 3550C		
Project: Vallico Mall, Wolfe Rd, Cupertino CA		

ABN Full List w/o PAHs

CAS No.	Compound	Result	RL	MDL	Units	Q
84-66-2	Diethyl Phthalate	ND	330	33	ug/kg	
131-11-3	Dimethyl Phthalate	ND	160	33	ug/kg	
117-84-0	Di-n-octyl Phthalate	ND	160	33	ug/kg	
84-74-2	Di-n-butyl Phthalate	ND	330	66	ug/kg	
121-14-2	2,4-Dinitrotoluene	ND	160	16	ug/kg	
606-20-2	2,6-Dinitrotoluene	ND	160	21	ug/kg	
122-66-7	1,2-Diphenylhydrazine	ND	160	27	ug/kg	
117-81-7	bis(2-Ethylhexyl)phthalate	ND	330	33	ug/kg	
118-74-1	Hexachlorobenzene	ND	160	20	ug/kg	
87-68-3	Hexachlorobutadiene	ND	160	18	ug/kg	
77-47-4	Hexachlorocyclopentadiene	ND	160	33	ug/kg	
67-72-1	Hexachloroethane	ND	160	19	ug/kg	
78-59-1	Isophorone	ND	160	17	ug/kg	
88-74-4	2-Nitroaniline	ND	160	28	ug/kg	
99-09-2	3-Nitroaniline	ND	160	28	ug/kg	
100-01-6	4-Nitroaniline	ND	160	28	ug/kg	
98-95-3	Nitrobenzene	ND	160	22	ug/kg	
62-75-9	N-Nitrosodimethylamine	ND	160	40	ug/kg	
621-64-7	N-Nitrosodi-n-propylamine	ND	160	17	ug/kg	
86-30-6	N-Nitrosodiphenylamine	ND	160	31	ug/kg	
110-86-1	Pyridine	ND	330	33	ug/kg	
120-82-1	1,2,4-Trichlorobenzene	ND	160	20	ug/kg	

CAS No.	Surrogate Recoveries	Run# 1	Run# 2	Limits
367-12-4	2-Fluorophenol	72%		40-102%
4165-62-2	Phenol-d5	78%		41-100%
118-79-6	2,4,6-Tribromophenol	70%		42-108%
4165-60-0	Nitrobenzene-d5	71%		40-105%
321-60-8	2-Fluorobiphenyl	74%		43-107%
1718-51-0	Terphenyl-d14	85%		45-119%

(a) Analysis performed at SGS Accutest, Orlando FL.

(b) Associated ICV outside control limits.

ND = Not detected MDL = Method Detection Limit
 RL = Reporting Limit
 E = Indicates value exceeds calibration range

J = Indicates an estimated value
 B = Indicates analyte found in associated method blank
 N = Indicates presumptive evidence of a compound

Report of Analysis

Client Sample ID: E5-3		
Lab Sample ID: C47015-20		Date Sampled: 09/06/16
Matrix: SO - Soil		Date Received: 09/08/16
Method: SW846 8270D BY SIM SW846 3546		Percent Solids: n/a
Project: Vallico Mall, Wolfe Rd, Cupertino CA		

	File ID	DF	Analyzed	By	Prep Date	Prep Batch	Analytical Batch
Run #1 ^a	W094941.D	1	09/13/16	AFL	09/10/16	F:OP61814	F:SW4253
Run #2							

	Initial Weight	Final Volume
Run #1	14.8 g	1.0 ml
Run #2		

BN PAH List

CAS No.	Compound	Result	RL	MDL	Units	Q
83-32-9	Acenaphthene	ND	68	27	ug/kg	
208-96-8	Acenaphthylene	ND	68	27	ug/kg	
120-12-7	Anthracene	ND	68	17	ug/kg	
56-55-3	Benzo(a)anthracene	ND	14	3.4	ug/kg	
50-32-8	Benzo(a)pyrene	ND	14	3.4	ug/kg	
205-99-2	Benzo(b)fluoranthene	ND	14	3.4	ug/kg	
191-24-2	Benzo(g,h,i)perylene	ND	14	3.4	ug/kg	
207-08-9	Benzo(k)fluoranthene	ND	14	3.4	ug/kg	
218-01-9	Chrysene	ND	14	3.4	ug/kg	
53-70-3	Dibenzo(a,h)anthracene	ND	14	3.4	ug/kg	
206-44-0	Fluoranthene	ND	68	17	ug/kg	
86-73-7	Fluorene	ND	68	27	ug/kg	
193-39-5	Indeno(1,2,3-cd)pyrene	ND	14	3.4	ug/kg	
90-12-0	1-Methylnaphthalene	ND	68	27	ug/kg	
91-57-6	2-Methylnaphthalene	ND	68	27	ug/kg	
91-20-3	Naphthalene	ND	68	27	ug/kg	
85-01-8	Phenanthrene	ND	68	17	ug/kg	
129-00-0	Pyrene	ND	68	17	ug/kg	

CAS No.	Surrogate Recoveries	Run# 1	Run# 2	Limits
4165-60-0	Nitrobenzene-d5	76%		40-105%
321-60-8	2-Fluorobiphenyl	83%		43-107%
1718-51-0	Terphenyl-d14	94%		45-119%

(a) Analysis performed at SGS Accutest, Orlando FL.

ND = Not detected MDL = Method Detection Limit
 RL = Reporting Limit
 E = Indicates value exceeds calibration range

J = Indicates an estimated value
 B = Indicates analyte found in associated method blank
 N = Indicates presumptive evidence of a compound

Report of Analysis

Client Sample ID:	E5-3	Date Sampled:	09/06/16
Lab Sample ID:	C47015-20	Date Received:	09/08/16
Matrix:	SO - Soil	Percent Solids:	n/a
Method:	SW846 8015C		
Project:	Vallico Mall, Wolfe Rd, Cupertino CA		

	File ID	DF	Analyzed	By	Prep Date	Prep Batch	Analytical Batch
Run #1 ^a	UV075786.D	1	09/12/16	AFL	n/a	n/a	F:GUV4034
Run #2							

	Initial Weight	Final Volume	Methanol Aliquot
Run #1	5.97 g	5.0 ml	100 ul
Run #2			

CAS No.	Compound	Result	RL	MDL	Units	Q
	TPH-GRO (C6-C10)	ND	4.2	2.1	mg/kg	

CAS No.	Surrogate Recoveries	Run# 1	Run# 2	Limits
460-00-4	4-Bromofluorobenzene	94%		56-149%
98-08-8	aaa-Trifluorotoluene	95%		66-132%

(a) Sample was received in a bulk container but was not preserved within 48 hours of sampling. Reported results are considered minimum values. Analysis performed at SGS Accutest, Orlando FL.

ND = Not detected MDL = Method Detection Limit
 RL = Reporting Limit
 E = Indicates value exceeds calibration range

J = Indicates an estimated value
 B = Indicates analyte found in associated method blank
 N = Indicates presumptive evidence of a compound

Report of Analysis

Client Sample ID: E5-3		Date Sampled: 09/06/16
Lab Sample ID: C47015-20		Date Received: 09/08/16
Matrix: SO - Soil		Percent Solids: n/a
Method: SW846 8081B SW846 3546		
Project: Vallico Mall, Wolfe Rd, Cupertino CA		

	File ID	DF	Analyzed	By	Prep Date	Prep Batch	Analytical Batch
Run #1 ^a	TT379375.D	1	09/14/16	AFL	09/12/16	F:OP61829	F:GTT1861
Run #2							

	Initial Weight	Final Volume
Run #1	15.1 g	5.0 ml
Run #2		

Pesticide PPL List

CAS No.	Compound	Result	RL	MDL	Units	Q
309-00-2	Aldrin ^b	ND	1.7	0.50	ug/kg	
319-84-6	alpha-BHC ^b	ND	1.7	0.51	ug/kg	
319-85-7	beta-BHC ^b	ND	1.7	0.51	ug/kg	
319-86-8	delta-BHC ^b	ND	1.7	0.48	ug/kg	
58-89-9	gamma-BHC (Lindane) ^b	ND	1.7	0.51	ug/kg	
12789-03-6	Chlordane	ND	17	6.6	ug/kg	
60-57-1	Dieldrin	ND	1.7	0.62	ug/kg	
72-54-8	4,4' -DDD	ND	3.3	0.57	ug/kg	
72-55-9	4,4' -DDE	ND	3.3	0.53	ug/kg	
50-29-3	4,4' -DDT	ND	3.3	0.65	ug/kg	
72-20-8	Endrin	ND	3.3	0.62	ug/kg	
1031-07-8	Endosulfan sulfate	ND	3.3	0.62	ug/kg	
7421-93-4	Endrin aldehyde	ND	3.3	0.62	ug/kg	
959-98-8	Endosulfan-I ^b	ND	1.7	0.48	ug/kg	
33213-65-9	Endosulfan-II	ND	1.7	0.61	ug/kg	
76-44-8	Heptachlor ^b	ND	1.7	0.56	ug/kg	
1024-57-3	Heptachlor epoxide ^b	ND	1.7	0.58	ug/kg	
72-43-5	Methoxychlor	ND	3.3	0.85	ug/kg	
8001-35-2	Toxaphene	ND	83	33	ug/kg	

CAS No.	Surrogate Recoveries	Run# 1	Run# 2	Limits
877-09-8	Tetrachloro-m-xylene	129% ^c		50-122%
2051-24-3	Decachlorobiphenyl	77%		50-133%

(a) Analysis performed at SGS Accutest, Orlando FL.

(b) Associated CCV outside control limits.

(c) Outside control limits. However, Sample was ND.

ND = Not detected MDL = Method Detection Limit

RL = Reporting Limit

E = Indicates value exceeds calibration range

J = Indicates an estimated value

B = Indicates analyte found in associated method blank

N = Indicates presumptive evidence of a compound

Report of Analysis

Client Sample ID: E5-3		
Lab Sample ID: C47015-20		Date Sampled: 09/06/16
Matrix: SO - Soil		Date Received: 09/08/16
Method: SW846 8082A SW846 3546		Percent Solids: n/a
Project: Vallico Mall, Wolfe Rd, Cupertino CA		

	File ID	DF	Analyzed	By	Prep Date	Prep Batch	Analytical Batch
Run #1 ^a	ST138379.D	1	09/13/16	AFL	09/12/16	F:OP61830	F:GST3293
Run #2							

	Initial Weight	Final Volume
Run #1	15.1 g	5.0 ml
Run #2		

PCB List

CAS No.	Compound	Result	RL	MDL	Units	Q
12674-11-2	Aroclor 1016	ND	17	6.6	ug/kg	
11104-28-2	Aroclor 1221	ND	17	8.4	ug/kg	
11141-16-5	Aroclor 1232	ND	17	8.3	ug/kg	
53469-21-9	Aroclor 1242	ND	17	6.6	ug/kg	
12672-29-6	Aroclor 1248	ND	17	6.6	ug/kg	
11097-69-1	Aroclor 1254	ND	17	7.9	ug/kg	
11096-82-5	Aroclor 1260	ND	17	6.6	ug/kg	

CAS No.	Surrogate Recoveries	Run# 1	Run# 2	Limits
877-09-8	Tetrachloro-m-xylene	93%		44-126%
2051-24-3	Decachlorobiphenyl	104%		41-145%

(a) Analysis performed at SGS Accutest, Orlando FL.

ND = Not detected MDL = Method Detection Limit
 RL = Reporting Limit
 E = Indicates value exceeds calibration range

J = Indicates an estimated value
 B = Indicates analyte found in associated method blank
 N = Indicates presumptive evidence of a compound

Report of Analysis

Client Sample ID:	E5-3	Date Sampled:	09/06/16
Lab Sample ID:	C47015-20	Date Received:	09/08/16
Matrix:	SO - Soil	Percent Solids:	n/a
Method:	SW846 8015C SW846 3550C		
Project:	Vallico Mall, Wolfe Rd, Cupertino CA		

	File ID	DF	Analyzed	By	Prep Date	Prep Batch	Analytical Batch
Run #1 ^a	JR002667.D	1	09/15/16	AFL	09/12/16	F:OP61833	F:GJR98
Run #2							

	Initial Weight	Final Volume
Run #1	20.0 g	1.0 ml
Run #2		

TPH Extractable

CAS No.	Compound	Result	RL	MDL	Units	Q
	TPH (C10-C28)	ND	5.0	2.5	mg/kg	
	TPH (> C28-C40)	3.77	5.0	2.5	mg/kg	J

CAS No.	Surrogate Recoveries	Run# 1	Run# 2	Limits
84-15-1	o-Terphenyl	67%		56-122%

(a) Analysis performed at SGS Accutest, Orlando FL.

ND = Not detected MDL = Method Detection Limit
 RL = Reporting Limit
 E = Indicates value exceeds calibration range

J = Indicates an estimated value
 B = Indicates analyte found in associated method blank
 N = Indicates presumptive evidence of a compound

Report of Analysis

Client Sample ID: E5-3	Date Sampled: 09/06/16
Lab Sample ID: C47015-20	Date Received: 09/08/16
Matrix: SO - Soil	Percent Solids: n/a
Project: Vallico Mall, Wolfe Rd, Cupertino CA	

Metals Analysis

Analyte	Result	RL	Units	DF	Prep	Analyzed By	Method	Prep Method
Antimony ^a	< 4.5	4.5	mg/kg	5	09/12/16	09/12/16	AFL SW846 6010C ²	SW846 3050B ³
Arsenic ^a	2.9	2.2	mg/kg	5	09/12/16	09/12/16	AFL SW846 6010C ²	SW846 3050B ³
Barium ^a	136	45	mg/kg	5	09/12/16	09/12/16	AFL SW846 6010C ²	SW846 3050B ³
Beryllium ^a	< 1.1	1.1	mg/kg	5	09/12/16	09/12/16	AFL SW846 6010C ²	SW846 3050B ³
Cadmium ^a	< 0.89	0.89	mg/kg	5	09/12/16	09/12/16	AFL SW846 6010C ²	SW846 3050B ³
Chromium ^a	73.2	2.2	mg/kg	5	09/12/16	09/12/16	AFL SW846 6010C ²	SW846 3050B ³
Cobalt ^a	16.9	11	mg/kg	5	09/12/16	09/12/16	AFL SW846 6010C ²	SW846 3050B ³
Copper ^a	33.3	5.6	mg/kg	5	09/12/16	09/12/16	AFL SW846 6010C ²	SW846 3050B ³
Lead ^a	8.1	4.5	mg/kg	5	09/12/16	09/12/16	AFL SW846 6010C ²	SW846 3050B ³
Mercury ^b	0.045	0.037	mg/kg	1	09/12/16	09/12/16	AFL SW846 7471B ¹	SW846 7471B ⁴
Molybdenum ^a	< 11	11	mg/kg	5	09/12/16	09/12/16	AFL SW846 6010C ²	SW846 3050B ³
Nickel ^a	86.9	8.9	mg/kg	5	09/12/16	09/12/16	AFL SW846 6010C ²	SW846 3050B ³
Selenium ^a	< 4.5	4.5	mg/kg	5	09/12/16	09/12/16	AFL SW846 6010C ²	SW846 3050B ³
Silver ^a	< 2.2	2.2	mg/kg	5	09/12/16	09/12/16	AFL SW846 6010C ²	SW846 3050B ³
Thallium ^a	< 2.2	2.2	mg/kg	5	09/12/16	09/12/16	AFL SW846 6010C ²	SW846 3050B ³
Vanadium ^a	52.2	11	mg/kg	5	09/12/16	09/12/16	AFL SW846 6010C ²	SW846 3050B ³
Zinc ^a	52.9	4.5	mg/kg	5	09/12/16	09/12/16	AFL SW846 6010C ²	SW846 3050B ³

(1) Instrument QC Batch: F:MA13398

(2) Instrument QC Batch: F:MA13399

(3) Prep QC Batch: F:MP30815

(4) Prep QC Batch: F:MP30816

(a) Sample dilution required due to difficult matrix. Analysis performed at SGS Accutest, Orlando FL.

(b) Analysis performed at SGS Accutest, Orlando FL.

RL = Reporting Limit

Report of Analysis

Client Sample ID: E6-1		Date Sampled: 09/06/16
Lab Sample ID: C47015-21		Date Received: 09/08/16
Matrix: SO - Soil		Percent Solids: n/a
Method: SW846 8260B		
Project: Vallico Mall, Wolfe Rd, Cupertino CA		

	File ID	DF	Analyzed	By	Prep Date	Prep Batch	Analytical Batch
Run #1 ^a	F0079488.D	1	09/10/16	AFL	n/a	n/a	F:VF2731
Run #2							

	Initial Weight	Final Volume
Run #1	4.63 g	5.0 ml
Run #2		

VOA 8260 List

CAS No.	Compound	Result	RL	MDL	Units	Q
67-64-1	Acetone	ND	54	11	ug/kg	
71-43-2	Benzene	ND	5.4	1.4	ug/kg	
108-86-1	Bromobenzene	ND	5.4	1.3	ug/kg	
74-97-5	Bromochloromethane	ND	5.4	1.2	ug/kg	
75-27-4	Bromodichloromethane	ND	5.4	1.1	ug/kg	
75-25-2	Bromoform	ND	5.4	1.1	ug/kg	
78-93-3	2-Butanone (MEK)	ND	27	9.8	ug/kg	
104-51-8	n-Butylbenzene	ND	5.4	1.1	ug/kg	
135-98-8	sec-Butylbenzene	ND	5.4	1.1	ug/kg	
98-06-6	tert-Butylbenzene	ND	5.4	1.1	ug/kg	
56-23-5	Carbon Tetrachloride	ND	5.4	1.9	ug/kg	
108-90-7	Chlorobenzene	ND	5.4	1.1	ug/kg	
75-00-3	Chloroethane	ND	5.4	2.2	ug/kg	
67-66-3	Chloroform	ND	5.4	1.3	ug/kg	
95-49-8	o-Chlorotoluene	ND	5.4	1.1	ug/kg	
106-43-4	p-Chlorotoluene	ND	5.4	1.1	ug/kg	
124-48-1	Dibromochloromethane	ND	5.4	1.1	ug/kg	
96-12-8	1,2-Dibromo-3-chloropropane	ND	5.4	2.4	ug/kg	
106-93-4	1,2-Dibromoethane	ND	5.4	1.1	ug/kg	
75-71-8	Dichlorodifluoromethane	ND	5.4	2.7	ug/kg	
95-50-1	1,2-Dichlorobenzene	ND	5.4	1.1	ug/kg	
541-73-1	1,3-Dichlorobenzene	ND	5.4	1.1	ug/kg	
106-46-7	1,4-Dichlorobenzene	ND	5.4	1.1	ug/kg	
75-34-3	1,1-Dichloroethane	ND	5.4	1.8	ug/kg	
107-06-2	1,2-Dichloroethane	ND	5.4	1.1	ug/kg	
75-35-4	1,1-Dichloroethylene	ND	5.4	1.1	ug/kg	
156-59-2	cis-1,2-Dichloroethylene	ND	5.4	1.3	ug/kg	
156-60-5	trans-1,2-Dichloroethylene	ND	5.4	1.6	ug/kg	
78-87-5	1,2-Dichloropropane	ND	5.4	1.7	ug/kg	
142-28-9	1,3-Dichloropropane	ND	5.4	1.1	ug/kg	
594-20-7	2,2-Dichloropropane	ND	5.4	1.1	ug/kg	
563-58-6	1,1-Dichloropropene	ND	5.4	1.4	ug/kg	

ND = Not detected MDL = Method Detection Limit

RL = Reporting Limit

E = Indicates value exceeds calibration range

J = Indicates an estimated value

B = Indicates analyte found in associated method blank

N = Indicates presumptive evidence of a compound

Report of Analysis

Client Sample ID: E6-1	
Lab Sample ID: C47015-21	Date Sampled: 09/06/16
Matrix: SO - Soil	Date Received: 09/08/16
Method: SW846 8260B	Percent Solids: n/a
Project: Vallico Mall, Wolfe Rd, Cupertino CA	

VOA 8260 List

CAS No.	Compound	Result	RL	MDL	Units	Q
10061-01-5	cis-1,3-Dichloropropene	ND	5.4	2.1	ug/kg	
10061-02-6	trans-1,3-Dichloropropene	ND	5.4	1.1	ug/kg	
108-20-3	Di-Isopropyl Ether	ND	5.4	1.3	ug/kg	
100-41-4	Ethylbenzene	ND	5.4	1.2	ug/kg	
637-92-3	Ethyl Tert Butyl Ether	ND	5.4	1.4	ug/kg	
87-68-3	Hexachlorobutadiene	ND	5.4	2.4	ug/kg	
591-78-6	2-Hexanone	ND	27	9.4	ug/kg	
98-82-8	Isopropylbenzene	ND	5.4	1.5	ug/kg	
99-87-6	p-Isopropyltoluene	ND	5.4	1.1	ug/kg	
74-83-9	Methyl Bromide	ND	5.4	2.8	ug/kg	
74-87-3	Methyl Chloride	ND	5.4	2.6	ug/kg	
74-95-3	Methylene Bromide	ND	5.4	2.0	ug/kg	
75-09-2	Methylene Chloride ^b	13.4	11	4.3	ug/kg	
108-10-1	4-Methyl-2-pentanone (MIBK)	ND	27	12	ug/kg	
1634-04-4	Methyl Tert Butyl Ether	ND	5.4	1.2	ug/kg	
91-20-3	Naphthalene	ND	5.4	2.2	ug/kg	
103-65-1	n-Propylbenzene	ND	5.4	1.3	ug/kg	
100-42-5	Styrene	ND	5.4	1.1	ug/kg	
994-05-8	Tert-Amyl Methyl Ether	ND	5.4	1.5	ug/kg	
75-65-0	Tert-Butyl Alcohol	ND	54	15	ug/kg	
630-20-6	1,1,1,2-Tetrachloroethane	ND	5.4	1.2	ug/kg	
79-34-5	1,1,2,2-Tetrachloroethane	ND	5.4	2.4	ug/kg	
127-18-4	Tetrachloroethylene	ND	5.4	1.4	ug/kg	
108-88-3	Toluene	ND	5.4	1.2	ug/kg	
87-61-6	1,2,3-Trichlorobenzene	ND	5.4	2.1	ug/kg	
120-82-1	1,2,4-Trichlorobenzene	ND	5.4	1.6	ug/kg	
71-55-6	1,1,1-Trichloroethane	ND	5.4	1.1	ug/kg	
79-00-5	1,1,2-Trichloroethane	ND	5.4	2.0	ug/kg	
79-01-6	Trichloroethylene	ND	5.4	1.3	ug/kg	
75-69-4	Trichlorofluoromethane	ND	5.4	2.0	ug/kg	
96-18-4	1,2,3-Trichloropropane	ND	5.4	1.8	ug/kg	
95-63-6	1,2,4-Trimethylbenzene	ND	5.4	1.1	ug/kg	
108-67-8	1,3,5-Trimethylbenzene	ND	5.4	1.1	ug/kg	
75-01-4	Vinyl Chloride	ND	5.4	1.8	ug/kg	
1330-20-7	Xylene (total)	ND	16	3.1	ug/kg	

CAS No.	Surrogate Recoveries	Run# 1	Run# 2	Limits
1868-53-7	Dibromofluoromethane	124%		75-124%
17060-07-0	1,2-Dichloroethane-D4	128%		72-135%

ND = Not detected MDL = Method Detection Limit
 RL = Reporting Limit
 E = Indicates value exceeds calibration range

J = Indicates an estimated value
 B = Indicates analyte found in associated method blank
 N = Indicates presumptive evidence of a compound

Report of Analysis

Client Sample ID:	E6-1	Date Sampled:	09/06/16
Lab Sample ID:	C47015-21	Date Received:	09/08/16
Matrix:	SO - Soil	Percent Solids:	n/a
Method:	SW846 8260B		
Project:	Vallico Mall, Wolfe Rd, Cupertino CA		

VOA 8260 List

CAS No.	Surrogate Recoveries	Run# 1	Run# 2	Limits
2037-26-5	Toluene-D8	97%		75-126%
460-00-4	4-Bromofluorobenzene	97%		71-133%

- (a) Sample was received in a bulk container but was not preserved within 48 hours of sampling. Reported results are considered minimum values. Analysis performed at SGS Accutest, Orlando FL.
- (b) Suspected laboratory contaminant.

ND = Not detected MDL = Method Detection Limit
 RL = Reporting Limit
 E = Indicates value exceeds calibration range

J = Indicates an estimated value
 B = Indicates analyte found in associated method blank
 N = Indicates presumptive evidence of a compound

Report of Analysis

Client Sample ID: E6-1		Date Sampled: 09/06/16
Lab Sample ID: C47015-21		Date Received: 09/08/16
Matrix: SO - Soil		Percent Solids: n/a
Method: SW846 8270D SW846 3550C		
Project: Vallico Mall, Wolfe Rd, Cupertino CA		

	File ID	DF	Analyzed	By	Prep Date	Prep Batch	Analytical Batch
Run #1 ^a	X049006.D	1	09/13/16	AFL	09/12/16	F:OP61834	F:SX2121
Run #2							

	Initial Weight	Final Volume
Run #1	30.2 g	1.0 ml
Run #2		

ABN Full List w/o PAHs

CAS No.	Compound	Result	RL	MDL	Units	Q
65-85-0	Benzoic Acid	ND	830	170	ug/kg	
59-50-7	4-Chloro-3-methyl Phenol	ND	170	25	ug/kg	
95-57-8	2-Chlorophenol	ND	170	21	ug/kg	
120-83-2	2,4-Dichlorophenol	ND	170	23	ug/kg	
105-67-9	2,4-Dimethylphenol	ND	170	20	ug/kg	
51-28-5	2,4-Dinitrophenol	ND	830	170	ug/kg	
534-52-1	4,6-Dinitro-o-cresol	ND	330	66	ug/kg	
95-48-7	2-Methylphenol	ND	170	18	ug/kg	
	3&4-Methylphenol	ND	170	39	ug/kg	
88-75-5	2-Nitrophenol	ND	170	20	ug/kg	
100-02-7	4-Nitrophenol	ND	830	130	ug/kg	
87-86-5	Pentachlorophenol	ND	830	130	ug/kg	
108-95-2	Phenol	ND	170	20	ug/kg	
95-95-4	2,4,5-Trichlorophenol	ND	170	18	ug/kg	
88-06-2	2,4,6-Trichlorophenol	ND	170	20	ug/kg	
62-53-3	Aniline	ND	170	33	ug/kg	
92-87-5	Benzidine	ND	1700	330	ug/kg	
100-51-6	Benzyl Alcohol	ND	170	22	ug/kg	
101-55-3	4-Bromophenyl phenyl ether	ND	170	19	ug/kg	
85-68-7	Butyl benzyl phthalate	ND	170	33	ug/kg	
86-74-8	Carbazole	ND	170	19	ug/kg	
106-47-8	4-Chloroaniline	ND	170	23	ug/kg	
111-91-1	bis(2-Chloroethoxy)methane	ND	170	25	ug/kg	
111-44-4	bis(2-Chloroethyl)ether	ND	170	30	ug/kg	
108-60-1	bis(2-Chloroisopropyl)ether	ND	170	24	ug/kg	
91-58-7	2-Chloronaphthalene	ND	170	23	ug/kg	
7005-72-3	4-Chlorophenyl phenyl ether	ND	170	21	ug/kg	
132-64-9	Dibenzofuran	ND	170	21	ug/kg	
95-50-1	1,2-Dichlorobenzene	ND	170	17	ug/kg	
541-73-1	1,3-Dichlorobenzene	ND	170	19	ug/kg	
106-46-7	1,4-Dichlorobenzene	ND	170	20	ug/kg	
91-94-1	3,3'-Dichlorobenzidine	ND	170	18	ug/kg	

ND = Not detected MDL = Method Detection Limit

RL = Reporting Limit

E = Indicates value exceeds calibration range

J = Indicates an estimated value

B = Indicates analyte found in associated method blank

N = Indicates presumptive evidence of a compound

Report of Analysis

Client Sample ID: E6-1		Date Sampled: 09/06/16
Lab Sample ID: C47015-21		Date Received: 09/08/16
Matrix: SO - Soil		Percent Solids: n/a
Method: SW846 8270D SW846 3550C		
Project: Vallico Mall, Wolfe Rd, Cupertino CA		

ABN Full List w/o PAHs

CAS No.	Compound	Result	RL	MDL	Units	Q
84-66-2	Diethyl Phthalate	ND	330	33	ug/kg	
131-11-3	Dimethyl Phthalate	ND	170	33	ug/kg	
117-84-0	Di-n-octyl Phthalate	ND	170	33	ug/kg	
84-74-2	Di-n-butyl Phthalate	ND	330	66	ug/kg	
121-14-2	2,4-Dinitrotoluene	ND	170	17	ug/kg	
606-20-2	2,6-Dinitrotoluene	ND	170	21	ug/kg	
122-66-7	1,2-Diphenylhydrazine	ND	170	27	ug/kg	
117-81-7	bis(2-Ethylhexyl)phthalate	ND	330	33	ug/kg	
118-74-1	Hexachlorobenzene	ND	170	20	ug/kg	
87-68-3	Hexachlorobutadiene	ND	170	19	ug/kg	
77-47-4	Hexachlorocyclopentadiene	ND	170	33	ug/kg	
67-72-1	Hexachloroethane	ND	170	19	ug/kg	
78-59-1	Isophorone	ND	170	17	ug/kg	
88-74-4	2-Nitroaniline	ND	170	28	ug/kg	
99-09-2	3-Nitroaniline	ND	170	28	ug/kg	
100-01-6	4-Nitroaniline	ND	170	28	ug/kg	
98-95-3	Nitrobenzene	ND	170	22	ug/kg	
62-75-9	N-Nitrosodimethylamine	ND	170	40	ug/kg	
621-64-7	N-Nitrosodi-n-propylamine	ND	170	17	ug/kg	
86-30-6	N-Nitrosodiphenylamine	ND	170	32	ug/kg	
110-86-1	Pyridine	ND	330	33	ug/kg	
120-82-1	1,2,4-Trichlorobenzene	ND	170	20	ug/kg	

CAS No.	Surrogate Recoveries	Run# 1	Run# 2	Limits
367-12-4	2-Fluorophenol	61%		40-102%
4165-62-2	Phenol-d5	65%		41-100%
118-79-6	2,4,6-Tribromophenol	106%		42-108%
4165-60-0	Nitrobenzene-d5	69%		40-105%
321-60-8	2-Fluorobiphenyl	76%		43-107%
1718-51-0	Terphenyl-d14	88%		45-119%

(a) Analysis performed at SGS Accutest, Orlando FL.

ND = Not detected MDL = Method Detection Limit
 RL = Reporting Limit
 E = Indicates value exceeds calibration range

J = Indicates an estimated value
 B = Indicates analyte found in associated method blank
 N = Indicates presumptive evidence of a compound

Report of Analysis

Client Sample ID: E6-1		Date Sampled: 09/06/16
Lab Sample ID: C47015-21		Date Received: 09/08/16
Matrix: SO - Soil		Percent Solids: n/a
Method: SW846 8270D BY SIM SW846 3546		
Project: Vallico Mall, Wolfe Rd, Cupertino CA		

	File ID	DF	Analyzed	By	Prep Date	Prep Batch	Analytical Batch
Run #1 ^a	W094943.D	1	09/13/16	AFL	09/12/16	F:OP61828	F:SW4253
Run #2							

	Initial Weight	Final Volume
Run #1	14.9 g	1.0 ml
Run #2		

BN PAH List

CAS No.	Compound	Result	RL	MDL	Units	Q
83-32-9	Acenaphthene	ND	67	27	ug/kg	
208-96-8	Acenaphthylene	ND	67	27	ug/kg	
120-12-7	Anthracene	ND	67	17	ug/kg	
56-55-3	Benzo(a)anthracene	ND	13	3.4	ug/kg	
50-32-8	Benzo(a)pyrene	ND	13	3.4	ug/kg	
205-99-2	Benzo(b)fluoranthene	4.0	13	3.4	ug/kg	J
191-24-2	Benzo(g,h,i)perylene	ND	13	3.4	ug/kg	
207-08-9	Benzo(k)fluoranthene	ND	13	3.4	ug/kg	
218-01-9	Chrysene	4.9	13	3.4	ug/kg	J
53-70-3	Dibenzo(a,h)anthracene	ND	13	3.4	ug/kg	
206-44-0	Fluoranthene	ND	67	17	ug/kg	
86-73-7	Fluorene	ND	67	27	ug/kg	
193-39-5	Indeno(1,2,3-cd)pyrene	ND	13	3.4	ug/kg	
90-12-0	1-Methylnaphthalene	ND	67	27	ug/kg	
91-57-6	2-Methylnaphthalene	ND	67	27	ug/kg	
91-20-3	Naphthalene	ND	67	27	ug/kg	
85-01-8	Phenanthrene	ND	67	17	ug/kg	
129-00-0	Pyrene	ND	67	17	ug/kg	

CAS No.	Surrogate Recoveries	Run# 1	Run# 2	Limits
4165-60-0	Nitrobenzene-d5	95%		40-105%
321-60-8	2-Fluorobiphenyl	89%		43-107%
1718-51-0	Terphenyl-d14	92%		45-119%

(a) Analysis performed at SGS Accutest, Orlando FL.

ND = Not detected MDL = Method Detection Limit
 RL = Reporting Limit
 E = Indicates value exceeds calibration range

J = Indicates an estimated value
 B = Indicates analyte found in associated method blank
 N = Indicates presumptive evidence of a compound

Report of Analysis

Client Sample ID: E6-1	Date Sampled: 09/06/16
Lab Sample ID: C47015-21	Date Received: 09/08/16
Matrix: SO - Soil	Percent Solids: n/a
Method: SW846 8015C	
Project: Vallico Mall, Wolfe Rd, Cupertino CA	

	File ID	DF	Analyzed	By	Prep Date	Prep Batch	Analytical Batch
Run #1 ^a	UV075787.D	1	09/12/16	AFL	n/a	n/a	F:GUV4034
Run #2							

	Initial Weight	Final Volume	Methanol Aliquot
Run #1	4.53 g	5.0 ml	100 ul
Run #2			

CAS No.	Compound	Result	RL	MDL	Units	Q
	TPH-GRO (C6-C10)	ND	5.5	2.8	mg/kg	

CAS No.	Surrogate Recoveries	Run# 1	Run# 2	Limits
460-00-4	4-Bromofluorobenzene	92%		56-149%
98-08-8	aaa-Trifluorotoluene	94%		66-132%

(a) Sample was received in a bulk container but was not preserved within 48 hours of sampling. Reported results are considered minimum values. Analysis performed at SGS Accutest, Orlando FL.

ND = Not detected	MDL = Method Detection Limit	J = Indicates an estimated value
RL = Reporting Limit		B = Indicates analyte found in associated method blank
E = Indicates value exceeds calibration range		N = Indicates presumptive evidence of a compound

Report of Analysis

Client Sample ID: E6-1		Date Sampled: 09/06/16
Lab Sample ID: C47015-21		Date Received: 09/08/16
Matrix: SO - Soil		Percent Solids: n/a
Method: SW846 8081B SW846 3546		
Project: Vallico Mall, Wolfe Rd, Cupertino CA		

	File ID	DF	Analyzed	By	Prep Date	Prep Batch	Analytical Batch
Run #1 ^a	TT379393.D	10	09/15/16	AFL	09/12/16	F:OP61829	F:GTT1862
Run #2							

	Initial Weight	Final Volume
Run #1	15.0 g	5.0 ml
Run #2		

Pesticide PPL List

CAS No.	Compound	Result	RL	MDL	Units	Q
309-00-2	Aldrin	ND	17	5.1	ug/kg	
319-84-6	alpha-BHC	ND	17	5.1	ug/kg	
319-85-7	beta-BHC	ND	17	5.1	ug/kg	
319-86-8	delta-BHC	ND	17	4.9	ug/kg	
58-89-9	gamma-BHC (Lindane)	ND	17	5.1	ug/kg	
12789-03-6	Chlordane	ND	170	67	ug/kg	
60-57-1	Dieldrin	32.2	17	6.3	ug/kg	
72-54-8	4,4'-DDD	29.5	33	5.7	ug/kg	J
72-55-9	4,4'-DDE	140	33	5.4	ug/kg	
50-29-3	4,4'-DDT	70.2	33	6.5	ug/kg	
72-20-8	Endrin	ND	33	6.2	ug/kg	
1031-07-8	Endosulfan sulfate	ND	33	6.2	ug/kg	
7421-93-4	Endrin aldehyde	ND	33	6.2	ug/kg	
959-98-8	Endosulfan-I	ND	17	4.9	ug/kg	
33213-65-9	Endosulfan-II	ND	17	6.2	ug/kg	
76-44-8	Heptachlor	ND	17	5.7	ug/kg	
1024-57-3	Heptachlor epoxide	ND	17	5.8	ug/kg	
72-43-5	Methoxychlor	ND	33	8.6	ug/kg	
8001-35-2	Toxaphene	ND	830	330	ug/kg	

CAS No.	Surrogate Recoveries	Run# 1	Run# 2	Limits
877-09-8	Tetrachloro-m-xylene	80%		50-122%
2051-24-3	Decachlorobiphenyl	99%		50-133%

(a) All hits confirmed by dual column analysis. Dilution required due to matrix interference. Analysis performed at SGS Accutest, Orlando FL.

ND = Not detected MDL = Method Detection Limit
 RL = Reporting Limit
 E = Indicates value exceeds calibration range

J = Indicates an estimated value
 B = Indicates analyte found in associated method blank
 N = Indicates presumptive evidence of a compound

Report of Analysis

Client Sample ID: E6-1		Date Sampled: 09/06/16
Lab Sample ID: C47015-21		Date Received: 09/08/16
Matrix: SO - Soil		Percent Solids: n/a
Method: SW846 8082A SW846 3546		
Project: Vallico Mall, Wolfe Rd, Cupertino CA		

	File ID	DF	Analyzed	By	Prep Date	Prep Batch	Analytical Batch
Run #1 ^a	ST138453.D	4	09/14/16	AFL	09/12/16	F:OP61830	F:GST3294
Run #2							

	Initial Weight	Final Volume
Run #1	15.0 g	5.0 ml
Run #2		

PCB List

CAS No.	Compound	Result	RL	MDL	Units	Q
12674-11-2	Aroclor 1016	ND	67	27	ug/kg	
11104-28-2	Aroclor 1221	ND	67	34	ug/kg	
11141-16-5	Aroclor 1232	ND	67	33	ug/kg	
53469-21-9	Aroclor 1242	ND	67	27	ug/kg	
12672-29-6	Aroclor 1248	ND	67	27	ug/kg	
11097-69-1	Aroclor 1254	ND	67	67	ug/kg	
11096-82-5	Aroclor 1260	ND	67	27	ug/kg	

CAS No.	Surrogate Recoveries	Run# 1	Run# 2	Limits
877-09-8	Tetrachloro-m-xylene	107%		44-126%
2051-24-3	Decachlorobiphenyl	110%		41-145%

(a) Dilution required due to matrix interference. Analysis performed at SGS Accutest, Orlando FL.

ND = Not detected
 RL = Reporting Limit
 E = Indicates value exceeds calibration range

MDL = Method Detection Limit

J = Indicates an estimated value

B = Indicates analyte found in associated method blank

N = Indicates presumptive evidence of a compound

Report of Analysis

Client Sample ID: E6-1	Date Sampled: 09/06/16
Lab Sample ID: C47015-21	Date Received: 09/08/16
Matrix: SO - Soil	Percent Solids: n/a
Method: SW846 8015C SW846 3550C	
Project: Vallico Mall, Wolfe Rd, Cupertino CA	

	File ID	DF	Analyzed	By	Prep Date	Prep Batch	Analytical Batch
Run #1 ^a	JR002668.D	1	09/15/16	AFL	09/12/16	F:OP61833	F:GJR98
Run #2							

	Initial Weight	Final Volume
Run #1	20.2 g	1.0 ml
Run #2		

TPH Extractable

CAS No.	Compound	Result	RL	MDL	Units	Q
	TPH (C10-C28)	6.24	5.0	2.5	mg/kg	
	TPH (> C28-C40)	23.9	5.0	2.5	mg/kg	

CAS No.	Surrogate Recoveries	Run# 1	Run# 2	Limits
84-15-1	o-Terphenyl	81%		56-122%

(a) Analysis performed at SGS Accutest, Orlando FL.

ND = Not detected MDL = Method Detection Limit
 RL = Reporting Limit
 E = Indicates value exceeds calibration range

J = Indicates an estimated value
 B = Indicates analyte found in associated method blank
 N = Indicates presumptive evidence of a compound

Report of Analysis

Client Sample ID: E6-1	Date Sampled: 09/06/16
Lab Sample ID: C47015-21	Date Received: 09/08/16
Matrix: SO - Soil	Percent Solids: n/a
Project: Vallico Mall, Wolfe Rd, Cupertino CA	

Metals Analysis

Analyte	Result	RL	Units	DF	Prep	Analyzed By	Method	Prep Method
Antimony ^a	< 3.6	3.6	mg/kg	5	09/12/16	09/12/16	AFL SW846 6010C ¹	SW846 3050B ³
Arsenic ^a	3.5	1.8	mg/kg	5	09/12/16	09/12/16	AFL SW846 6010C ¹	SW846 3050B ³
Barium ^a	135	36	mg/kg	5	09/12/16	09/12/16	AFL SW846 6010C ¹	SW846 3050B ³
Beryllium ^a	< 0.91	0.91	mg/kg	5	09/12/16	09/12/16	AFL SW846 6010C ¹	SW846 3050B ³
Cadmium ^a	< 0.73	0.73	mg/kg	5	09/12/16	09/12/16	AFL SW846 6010C ¹	SW846 3050B ³
Chromium ^a	77.3	1.8	mg/kg	5	09/12/16	09/12/16	AFL SW846 6010C ¹	SW846 3050B ³
Cobalt ^a	16.5	9.1	mg/kg	5	09/12/16	09/12/16	AFL SW846 6010C ¹	SW846 3050B ³
Copper ^a	35.1	4.6	mg/kg	5	09/12/16	09/12/16	AFL SW846 6010C ¹	SW846 3050B ³
Lead ^a	15.1	3.6	mg/kg	5	09/12/16	09/12/16	AFL SW846 6010C ¹	SW846 3050B ³
Mercury ^b	0.13	0.038	mg/kg	1	09/13/16	09/13/16	AFL SW846 7471B ²	SW846 7471B ⁴
Molybdenum ^a	< 9.1	9.1	mg/kg	5	09/12/16	09/12/16	AFL SW846 6010C ¹	SW846 3050B ³
Nickel ^a	82.6	7.3	mg/kg	5	09/12/16	09/12/16	AFL SW846 6010C ¹	SW846 3050B ³
Selenium ^a	< 3.6	3.6	mg/kg	5	09/12/16	09/12/16	AFL SW846 6010C ¹	SW846 3050B ³
Silver ^a	< 1.8	1.8	mg/kg	5	09/12/16	09/12/16	AFL SW846 6010C ¹	SW846 3050B ³
Thallium ^a	< 1.8	1.8	mg/kg	5	09/12/16	09/12/16	AFL SW846 6010C ¹	SW846 3050B ³
Vanadium ^a	60.3	9.1	mg/kg	5	09/12/16	09/12/16	AFL SW846 6010C ¹	SW846 3050B ³
Zinc ^a	58.0	3.6	mg/kg	5	09/12/16	09/12/16	AFL SW846 6010C ¹	SW846 3050B ³

(1) Instrument QC Batch: F:MA13399

(2) Instrument QC Batch: F:MA13400

(3) Prep QC Batch: F:MP30815

(4) Prep QC Batch: F:MP30820

(a) Sample dilution required due to difficult matrix. Analysis performed at SGS Accutest, Orlando FL.

(b) Analysis performed at SGS Accutest, Orlando FL.

RL = Reporting Limit

Report of Analysis

Client Sample ID:	E6-2	Date Sampled:	09/06/16
Lab Sample ID:	C47015-22	Date Received:	09/08/16
Matrix:	SO - Soil	Percent Solids:	n/a
Method:	SW846 8260B		
Project:	Vallico Mall, Wolfe Rd, Cupertino CA		

	File ID	DF	Analyzed	By	Prep Date	Prep Batch	Analytical Batch
Run #1 ^a	C0117999.D	1	09/12/16	AFL	n/a	n/a	F:VC4681
Run #2							

	Initial Weight	Final Volume
Run #1	4.08 g	5.0 ml
Run #2		

VOA 8260 List

CAS No.	Compound	Result	RL	MDL	Units	Q
67-64-1	Acetone	ND	61	12	ug/kg	
71-43-2	Benzene	ND	6.1	1.5	ug/kg	
108-86-1	Bromobenzene	ND	6.1	1.5	ug/kg	
74-97-5	Bromochloromethane	ND	6.1	1.4	ug/kg	
75-27-4	Bromodichloromethane	ND	6.1	1.2	ug/kg	
75-25-2	Bromoform	ND	6.1	1.2	ug/kg	
78-93-3	2-Butanone (MEK)	ND	31	11	ug/kg	
104-51-8	n-Butylbenzene	ND	6.1	1.2	ug/kg	
135-98-8	sec-Butylbenzene	ND	6.1	1.2	ug/kg	
98-06-6	tert-Butylbenzene	ND	6.1	1.2	ug/kg	
56-23-5	Carbon Tetrachloride	ND	6.1	2.2	ug/kg	
108-90-7	Chlorobenzene	ND	6.1	1.2	ug/kg	
75-00-3	Chloroethane	ND	6.1	2.5	ug/kg	
67-66-3	Chloroform	ND	6.1	1.5	ug/kg	
95-49-8	o-Chlorotoluene	ND	6.1	1.2	ug/kg	
106-43-4	p-Chlorotoluene	ND	6.1	1.2	ug/kg	
124-48-1	Dibromochloromethane	ND	6.1	1.2	ug/kg	
96-12-8	1,2-Dibromo-3-chloropropane	ND	6.1	2.7	ug/kg	
106-93-4	1,2-Dibromoethane	ND	6.1	1.2	ug/kg	
75-71-8	Dichlorodifluoromethane	ND	6.1	3.0	ug/kg	
95-50-1	1,2-Dichlorobenzene	ND	6.1	1.2	ug/kg	
541-73-1	1,3-Dichlorobenzene	ND	6.1	1.2	ug/kg	
106-46-7	1,4-Dichlorobenzene	ND	6.1	1.2	ug/kg	
75-34-3	1,1-Dichloroethane	ND	6.1	2.1	ug/kg	
107-06-2	1,2-Dichloroethane	ND	6.1	1.2	ug/kg	
75-35-4	1,1-Dichloroethylene	ND	6.1	1.2	ug/kg	
156-59-2	cis-1,2-Dichloroethylene	ND	6.1	1.5	ug/kg	
156-60-5	trans-1,2-Dichloroethylene	ND	6.1	1.9	ug/kg	
78-87-5	1,2-Dichloropropane	ND	6.1	1.9	ug/kg	
142-28-9	1,3-Dichloropropane	ND	6.1	1.2	ug/kg	
594-20-7	2,2-Dichloropropane	ND	6.1	1.2	ug/kg	
563-58-6	1,1-Dichloropropene	ND	6.1	1.6	ug/kg	

ND = Not detected MDL = Method Detection Limit

RL = Reporting Limit

E = Indicates value exceeds calibration range

J = Indicates an estimated value

B = Indicates analyte found in associated method blank

N = Indicates presumptive evidence of a compound

Report of Analysis

Client Sample ID:	E6-2	Date Sampled:	09/06/16
Lab Sample ID:	C47015-22	Date Received:	09/08/16
Matrix:	SO - Soil	Percent Solids:	n/a
Method:	SW846 8260B		
Project:	Vallico Mall, Wolfe Rd, Cupertino CA		

VOA 8260 List

CAS No.	Compound	Result	RL	MDL	Units	Q
10061-01-5	cis-1,3-Dichloropropene	ND	6.1	2.3	ug/kg	
10061-02-6	trans-1,3-Dichloropropene	ND	6.1	1.2	ug/kg	
108-20-3	Di-Isopropyl Ether	ND	6.1	1.5	ug/kg	
100-41-4	Ethylbenzene	ND	6.1	1.3	ug/kg	
637-92-3	Ethyl Tert Butyl Ether	ND	6.1	1.6	ug/kg	
87-68-3	Hexachlorobutadiene	ND	6.1	2.7	ug/kg	
591-78-6	2-Hexanone	ND	31	11	ug/kg	
98-82-8	Isopropylbenzene	ND	6.1	1.7	ug/kg	
99-87-6	p-Isopropyltoluene	ND	6.1	1.2	ug/kg	
74-83-9	Methyl Bromide	ND	6.1	3.2	ug/kg	
74-87-3	Methyl Chloride	ND	6.1	2.9	ug/kg	
74-95-3	Methylene Bromide	ND	6.1	2.2	ug/kg	
75-09-2	Methylene Chloride ^b	12.4	12	4.9	ug/kg	
108-10-1	4-Methyl-2-pentanone (MIBK)	ND	31	13	ug/kg	
1634-04-4	Methyl Tert Butyl Ether	ND	6.1	1.4	ug/kg	
91-20-3	Naphthalene	ND	6.1	2.5	ug/kg	
103-65-1	n-Propylbenzene	ND	6.1	1.5	ug/kg	
100-42-5	Styrene	ND	6.1	1.2	ug/kg	
994-05-8	Tert-Amyl Methyl Ether	ND	6.1	1.7	ug/kg	
75-65-0	Tert-Butyl Alcohol	ND	61	17	ug/kg	
630-20-6	1,1,1,2-Tetrachloroethane	ND	6.1	1.4	ug/kg	
79-34-5	1,1,2,2-Tetrachloroethane	ND	6.1	2.7	ug/kg	
127-18-4	Tetrachloroethylene	ND	6.1	1.6	ug/kg	
108-88-3	Toluene	ND	6.1	1.4	ug/kg	
87-61-6	1,2,3-Trichlorobenzene	ND	6.1	2.4	ug/kg	
120-82-1	1,2,4-Trichlorobenzene	ND	6.1	1.8	ug/kg	
71-55-6	1,1,1-Trichloroethane	ND	6.1	1.2	ug/kg	
79-00-5	1,1,2-Trichloroethane	ND	6.1	2.2	ug/kg	
79-01-6	Trichloroethylene	ND	6.1	1.4	ug/kg	
75-69-4	Trichlorofluoromethane	ND	6.1	2.3	ug/kg	
96-18-4	1,2,3-Trichloropropane	ND	6.1	2.0	ug/kg	
95-63-6	1,2,4-Trimethylbenzene	ND	6.1	1.2	ug/kg	
108-67-8	1,3,5-Trimethylbenzene	ND	6.1	1.2	ug/kg	
75-01-4	Vinyl Chloride	ND	6.1	2.0	ug/kg	
1330-20-7	Xylene (total)	ND	18	3.5	ug/kg	

CAS No.	Surrogate Recoveries	Run# 1	Run# 2	Limits
1868-53-7	Dibromofluoromethane	107%		75-124%
17060-07-0	1,2-Dichloroethane-D4	105%		72-135%

ND = Not detected MDL = Method Detection Limit
 RL = Reporting Limit
 E = Indicates value exceeds calibration range

J = Indicates an estimated value
 B = Indicates analyte found in associated method blank
 N = Indicates presumptive evidence of a compound

Report of Analysis

Client Sample ID:	E6-2	Date Sampled:	09/06/16
Lab Sample ID:	C47015-22	Date Received:	09/08/16
Matrix:	SO - Soil	Percent Solids:	n/a
Method:	SW846 8260B		
Project:	Vallico Mall, Wolfe Rd, Cupertino CA		

VOA 8260 List

CAS No.	Surrogate Recoveries	Run# 1	Run# 2	Limits
2037-26-5	Toluene-D8	96%		75-126%
460-00-4	4-Bromofluorobenzene	101%		71-133%

- (a) Sample was received in a bulk container but was not preserved within 48 hours of sampling. Reported results are considered minimum values. Analysis performed at SGS Accutest, Orlando FL.
- (b) Suspected laboratory contaminant.

ND = Not detected MDL = Method Detection Limit
 RL = Reporting Limit
 E = Indicates value exceeds calibration range

J = Indicates an estimated value
 B = Indicates analyte found in associated method blank
 N = Indicates presumptive evidence of a compound

Report of Analysis

Client Sample ID:	E6-2	Date Sampled:	09/06/16
Lab Sample ID:	C47015-22	Date Received:	09/08/16
Matrix:	SO - Soil	Percent Solids:	n/a
Method:	SW846 8270D SW846 3550C		
Project:	Vallico Mall, Wolfe Rd, Cupertino CA		

	File ID	DF	Analyzed	By	Prep Date	Prep Batch	Analytical Batch
Run #1 ^a	X049007.D	1	09/13/16	AFL	09/12/16	F:OP61834	F:SX2121
Run #2							

	Initial Weight	Final Volume
Run #1	30.0 g	1.0 ml
Run #2		

ABN Full List w/o PAHs

CAS No.	Compound	Result	RL	MDL	Units	Q
65-85-0	Benzoic Acid	ND	830	170	ug/kg	
59-50-7	4-Chloro-3-methyl Phenol	ND	170	25	ug/kg	
95-57-8	2-Chlorophenol	ND	170	21	ug/kg	
120-83-2	2,4-Dichlorophenol	ND	170	23	ug/kg	
105-67-9	2,4-Dimethylphenol	ND	170	20	ug/kg	
51-28-5	2,4-Dinitrophenol	ND	830	170	ug/kg	
534-52-1	4,6-Dinitro-o-cresol	ND	330	67	ug/kg	
95-48-7	2-Methylphenol	ND	170	18	ug/kg	
	3&4-Methylphenol	ND	170	39	ug/kg	
88-75-5	2-Nitrophenol	ND	170	21	ug/kg	
100-02-7	4-Nitrophenol	ND	830	130	ug/kg	
87-86-5	Pentachlorophenol	ND	830	130	ug/kg	
108-95-2	Phenol	ND	170	20	ug/kg	
95-95-4	2,4,5-Trichlorophenol	ND	170	18	ug/kg	
88-06-2	2,4,6-Trichlorophenol	ND	170	20	ug/kg	
62-53-3	Aniline	ND	170	33	ug/kg	
92-87-5	Benzidine	ND	1700	330	ug/kg	
100-51-6	Benzyl Alcohol	ND	170	22	ug/kg	
101-55-3	4-Bromophenyl phenyl ether	ND	170	19	ug/kg	
85-68-7	Butyl benzyl phthalate	ND	170	33	ug/kg	
86-74-8	Carbazole	ND	170	19	ug/kg	
106-47-8	4-Chloroaniline	ND	170	23	ug/kg	
111-91-1	bis(2-Chloroethoxy)methane	ND	170	25	ug/kg	
111-44-4	bis(2-Chloroethyl)ether	ND	170	30	ug/kg	
108-60-1	bis(2-Chloroisopropyl)ether	ND	170	24	ug/kg	
91-58-7	2-Chloronaphthalene	ND	170	23	ug/kg	
7005-72-3	4-Chlorophenyl phenyl ether	ND	170	21	ug/kg	
132-64-9	Dibenzofuran	ND	170	21	ug/kg	
95-50-1	1,2-Dichlorobenzene	ND	170	17	ug/kg	
541-73-1	1,3-Dichlorobenzene	ND	170	19	ug/kg	
106-46-7	1,4-Dichlorobenzene	ND	170	20	ug/kg	
91-94-1	3,3'-Dichlorobenzidine	ND	170	18	ug/kg	

ND = Not detected MDL = Method Detection Limit

RL = Reporting Limit

E = Indicates value exceeds calibration range

J = Indicates an estimated value

B = Indicates analyte found in associated method blank

N = Indicates presumptive evidence of a compound

Report of Analysis

Client Sample ID: E6-2		Date Sampled: 09/06/16
Lab Sample ID: C47015-22		Date Received: 09/08/16
Matrix: SO - Soil		Percent Solids: n/a
Method: SW846 8270D SW846 3550C		
Project: Vallico Mall, Wolfe Rd, Cupertino CA		

ABN Full List w/o PAHs

CAS No.	Compound	Result	RL	MDL	Units	Q
84-66-2	Diethyl Phthalate	ND	330	33	ug/kg	
131-11-3	Dimethyl Phthalate	ND	170	33	ug/kg	
117-84-0	Di-n-octyl Phthalate	ND	170	33	ug/kg	
84-74-2	Di-n-butyl Phthalate	ND	330	67	ug/kg	
121-14-2	2,4-Dinitrotoluene	ND	170	17	ug/kg	
606-20-2	2,6-Dinitrotoluene	ND	170	21	ug/kg	
122-66-7	1,2-Diphenylhydrazine	ND	170	28	ug/kg	
117-81-7	bis(2-Ethylhexyl)phthalate	ND	330	33	ug/kg	
118-74-1	Hexachlorobenzene	ND	170	21	ug/kg	
87-68-3	Hexachlorobutadiene	ND	170	19	ug/kg	
77-47-4	Hexachlorocyclopentadiene	ND	170	33	ug/kg	
67-72-1	Hexachloroethane	ND	170	19	ug/kg	
78-59-1	Isophorone	ND	170	17	ug/kg	
88-74-4	2-Nitroaniline	ND	170	28	ug/kg	
99-09-2	3-Nitroaniline	ND	170	28	ug/kg	
100-01-6	4-Nitroaniline	ND	170	28	ug/kg	
98-95-3	Nitrobenzene	ND	170	22	ug/kg	
62-75-9	N-Nitrosodimethylamine	ND	170	40	ug/kg	
621-64-7	N-Nitrosodi-n-propylamine	ND	170	18	ug/kg	
86-30-6	N-Nitrosodiphenylamine	ND	170	32	ug/kg	
110-86-1	Pyridine	ND	330	33	ug/kg	
120-82-1	1,2,4-Trichlorobenzene	ND	170	20	ug/kg	

CAS No.	Surrogate Recoveries	Run# 1	Run# 2	Limits
367-12-4	2-Fluorophenol	70%		40-102%
4165-62-2	Phenol-d5	73%		41-100%
118-79-6	2,4,6-Tribromophenol	114% ^b		42-108%
4165-60-0	Nitrobenzene-d5	71%		40-105%
321-60-8	2-Fluorobiphenyl	77%		43-107%
1718-51-0	Terphenyl-d14	88%		45-119%

(a) Analysis performed at SGS Accutest, Orlando FL.

(b) Outside control limits. However, sample was ND.

ND = Not detected MDL = Method Detection Limit
 RL = Reporting Limit
 E = Indicates value exceeds calibration range

J = Indicates an estimated value
 B = Indicates analyte found in associated method blank
 N = Indicates presumptive evidence of a compound

Report of Analysis

Client Sample ID: E6-2		Date Sampled: 09/06/16
Lab Sample ID: C47015-22		Date Received: 09/08/16
Matrix: SO - Soil		Percent Solids: n/a
Method: SW846 8270D BY SIM SW846 3546		
Project: Vallico Mall, Wolfe Rd, Cupertino CA		

	File ID	DF	Analyzed	By	Prep Date	Prep Batch	Analytical Batch
Run #1 ^a	W094944.D	1	09/13/16	AFL	09/12/16	F:OP61828	F:SW4253
Run #2							

	Initial Weight	Final Volume
Run #1	14.7 g	1.0 ml
Run #2		

BN PAH List

CAS No.	Compound	Result	RL	MDL	Units	Q
83-32-9	Acenaphthene	ND	68	27	ug/kg	
208-96-8	Acenaphthylene	ND	68	27	ug/kg	
120-12-7	Anthracene	ND	68	17	ug/kg	
56-55-3	Benzo(a)anthracene	ND	14	3.4	ug/kg	
50-32-8	Benzo(a)pyrene	ND	14	3.4	ug/kg	
205-99-2	Benzo(b)fluoranthene	ND	14	3.4	ug/kg	
191-24-2	Benzo(g,h,i)perylene	ND	14	3.4	ug/kg	
207-08-9	Benzo(k)fluoranthene	ND	14	3.4	ug/kg	
218-01-9	Chrysene	ND	14	3.4	ug/kg	
53-70-3	Dibenzo(a,h)anthracene	ND	14	3.4	ug/kg	
206-44-0	Fluoranthene	ND	68	17	ug/kg	
86-73-7	Fluorene	ND	68	27	ug/kg	
193-39-5	Indeno(1,2,3-cd)pyrene	ND	14	3.4	ug/kg	
90-12-0	1-Methylnaphthalene	ND	68	27	ug/kg	
91-57-6	2-Methylnaphthalene	ND	68	27	ug/kg	
91-20-3	Naphthalene	ND	68	27	ug/kg	
85-01-8	Phenanthrene	ND	68	17	ug/kg	
129-00-0	Pyrene	ND	68	17	ug/kg	

CAS No.	Surrogate Recoveries	Run# 1	Run# 2	Limits
4165-60-0	Nitrobenzene-d5	94%		40-105%
321-60-8	2-Fluorobiphenyl	82%		43-107%
1718-51-0	Terphenyl-d14	96%		45-119%

(a) Analysis performed at SGS Accutest, Orlando FL.

ND = Not detected MDL = Method Detection Limit
 RL = Reporting Limit
 E = Indicates value exceeds calibration range

J = Indicates an estimated value
 B = Indicates analyte found in associated method blank
 N = Indicates presumptive evidence of a compound

Report of Analysis

Client Sample ID:	E6-2	Date Sampled:	09/06/16
Lab Sample ID:	C47015-22	Date Received:	09/08/16
Matrix:	SO - Soil	Percent Solids:	n/a
Method:	SW846 8015C		
Project:	Vallico Mall, Wolfe Rd, Cupertino CA		

	File ID	DF	Analyzed	By	Prep Date	Prep Batch	Analytical Batch
Run #1 ^a	UV075819.D	1	09/13/16	AFL	n/a	n/a	F:GUV4035
Run #2							

	Initial Weight	Final Volume	Methanol Aliquot
Run #1	5.76 g	5.0 ml	100 ul
Run #2			

CAS No.	Compound	Result	RL	MDL	Units	Q
	TPH-GRO (C6-C10)	ND	4.3	2.2	mg/kg	

CAS No.	Surrogate Recoveries	Run# 1	Run# 2	Limits
460-00-4	4-Bromofluorobenzene	94%		56-149%
98-08-8	aaa-Trifluorotoluene	95%		66-132%

(a) Sample was received in a bulk container but was not preserved within 48 hours of sampling. Reported results are considered minimum values. Analysis performed at SGS Accutest, Orlando FL.

ND = Not detected MDL = Method Detection Limit

RL = Reporting Limit

E = Indicates value exceeds calibration range

J = Indicates an estimated value

B = Indicates analyte found in associated method blank

N = Indicates presumptive evidence of a compound

Report of Analysis

Client Sample ID: E6-2	Date Sampled: 09/06/16
Lab Sample ID: C47015-22	Date Received: 09/08/16
Matrix: SO - Soil	Percent Solids: n/a
Method: SW846 8081B SW846 3546	
Project: Vallico Mall, Wolfe Rd, Cupertino CA	

	File ID	DF	Analyzed	By	Prep Date	Prep Batch	Analytical Batch
Run #1 ^a	TT379357.D	1	09/14/16	AFL	09/12/16	F:OP61829	F:GTT1861
Run #2							

	Initial Weight	Final Volume
Run #1	15.0 g	5.0 ml
Run #2		

Pesticide PPL List

CAS No.	Compound	Result	RL	MDL	Units	Q
309-00-2	Aldrin ^b	ND	1.7	0.51	ug/kg	
319-84-6	alpha-BHC ^b	ND	1.7	0.51	ug/kg	
319-85-7	beta-BHC ^b	ND	1.7	0.51	ug/kg	
319-86-8	delta-BHC ^b	ND	1.7	0.49	ug/kg	
58-89-9	gamma-BHC (Lindane) ^b	ND	1.7	0.51	ug/kg	
12789-03-6	Chlordane	ND	17	6.7	ug/kg	
60-57-1	Dieldrin ^b	ND	1.7	0.63	ug/kg	
72-54-8	4,4'-DDD ^b	ND	3.3	0.57	ug/kg	
72-55-9	4,4'-DDE	ND	3.3	0.54	ug/kg	
50-29-3	4,4'-DDT	ND	3.3	0.65	ug/kg	
72-20-8	Endrin	ND	3.3	0.62	ug/kg	
1031-07-8	Endosulfan sulfate ^b	ND	3.3	0.62	ug/kg	
7421-93-4	Endrin aldehyde ^b	ND	3.3	0.62	ug/kg	
959-98-8	Endosulfan-I ^b	ND	1.7	0.49	ug/kg	
33213-65-9	Endosulfan-II ^b	ND	1.7	0.62	ug/kg	
76-44-8	Heptachlor ^b	ND	1.7	0.57	ug/kg	
1024-57-3	Heptachlor epoxide ^b	ND	1.7	0.58	ug/kg	
72-43-5	Methoxychlor	ND	3.3	0.86	ug/kg	
8001-35-2	Toxaphene	ND	83	33	ug/kg	

CAS No.	Surrogate Recoveries	Run# 1	Run# 2	Limits
877-09-8	Tetrachloro-m-xylene	89%		50-122%
2051-24-3	Decachlorobiphenyl	77%		50-133%

(a) Analysis performed at SGS Accutest, Orlando FL.

(b) Associated CCV outside control limits.

ND = Not detected MDL = Method Detection Limit
 RL = Reporting Limit
 E = Indicates value exceeds calibration range

J = Indicates an estimated value
 B = Indicates analyte found in associated method blank
 N = Indicates presumptive evidence of a compound

Report of Analysis

Client Sample ID: E6-2	Date Sampled: 09/06/16
Lab Sample ID: C47015-22	Date Received: 09/08/16
Matrix: SO - Soil	Percent Solids: n/a
Method: SW846 8082A SW846 3546	
Project: Vallico Mall, Wolfe Rd, Cupertino CA	

	File ID	DF	Analyzed	By	Prep Date	Prep Batch	Analytical Batch
Run #1 ^a	ST138381.D	1	09/13/16	AFL	09/12/16	F:OP61830	F:GST3293
Run #2							

	Initial Weight	Final Volume
Run #1	15.0 g	5.0 ml
Run #2		

PCB List

CAS No.	Compound	Result	RL	MDL	Units	Q
12674-11-2	Aroclor 1016	ND	17	6.7	ug/kg	
11104-28-2	Aroclor 1221	ND	17	8.5	ug/kg	
11141-16-5	Aroclor 1232	ND	17	8.3	ug/kg	
53469-21-9	Aroclor 1242	ND	17	6.7	ug/kg	
12672-29-6	Aroclor 1248	ND	17	6.7	ug/kg	
11097-69-1	Aroclor 1254	ND	17	8.0	ug/kg	
11096-82-5	Aroclor 1260	ND	17	6.7	ug/kg	

CAS No.	Surrogate Recoveries	Run# 1	Run# 2	Limits
877-09-8	Tetrachloro-m-xylene	91%		44-126%
2051-24-3	Decachlorobiphenyl	96%		41-145%

(a) Analysis performed at SGS Accutest, Orlando FL.

ND = Not detected
 RL = Reporting Limit
 E = Indicates value exceeds calibration range

MDL = Method Detection Limit

J = Indicates an estimated value

B = Indicates analyte found in associated method blank

N = Indicates presumptive evidence of a compound

Report of Analysis

Client Sample ID: E6-2	Date Sampled: 09/06/16
Lab Sample ID: C47015-22	Date Received: 09/08/16
Matrix: SO - Soil	Percent Solids: n/a
Method: SW846 8015C SW846 3550C	
Project: Vallico Mall, Wolfe Rd, Cupertino CA	

	File ID	DF	Analyzed	By	Prep Date	Prep Batch	Analytical Batch
Run #1 ^a	JR002669.D	1	09/15/16	AFL	09/12/16	F:OP61833	F:GJR98
Run #2							

	Initial Weight	Final Volume
Run #1	20.0 g	1.0 ml
Run #2		

TPH Extractable

CAS No.	Compound	Result	RL	MDL	Units	Q
	TPH (C10-C28)	ND	5.0	2.5	mg/kg	
	TPH (> C28-C40)	7.59	5.0	2.5	mg/kg	

CAS No.	Surrogate Recoveries	Run# 1	Run# 2	Limits
84-15-1	o-Terphenyl	77%		56-122%

(a) Analysis performed at SGS Accutest, Orlando FL.

ND = Not detected MDL = Method Detection Limit
 RL = Reporting Limit
 E = Indicates value exceeds calibration range

J = Indicates an estimated value
 B = Indicates analyte found in associated method blank
 N = Indicates presumptive evidence of a compound

Report of Analysis

Client Sample ID: E6-2	Date Sampled: 09/06/16
Lab Sample ID: C47015-22	Date Received: 09/08/16
Matrix: SO - Soil	Percent Solids: n/a
Project: Vallico Mall, Wolfe Rd, Cupertino CA	

Metals Analysis

Analyte	Result	RL	Units	DF	Prep	Analyzed By	Method	Prep Method
Antimony ^a	< 4.8	4.8	mg/kg	5	09/12/16	09/12/16	AFL SW846 6010C ¹	SW846 3050B ³
Arsenic ^a	3.5	2.4	mg/kg	5	09/12/16	09/12/16	AFL SW846 6010C ¹	SW846 3050B ³
Barium ^a	199	48	mg/kg	5	09/12/16	09/12/16	AFL SW846 6010C ¹	SW846 3050B ³
Beryllium ^a	< 1.2	1.2	mg/kg	5	09/12/16	09/12/16	AFL SW846 6010C ¹	SW846 3050B ³
Cadmium ^a	< 0.96	0.96	mg/kg	5	09/12/16	09/12/16	AFL SW846 6010C ¹	SW846 3050B ³
Chromium ^a	78.8	2.4	mg/kg	5	09/12/16	09/12/16	AFL SW846 6010C ¹	SW846 3050B ³
Cobalt ^a	18.1	12	mg/kg	5	09/12/16	09/12/16	AFL SW846 6010C ¹	SW846 3050B ³
Copper ^a	37.0	6.0	mg/kg	5	09/12/16	09/12/16	AFL SW846 6010C ¹	SW846 3050B ³
Lead ^a	9.0	4.8	mg/kg	5	09/12/16	09/12/16	AFL SW846 6010C ¹	SW846 3050B ³
Mercury ^b	0.056	0.038	mg/kg	1	09/13/16	09/13/16	AFL SW846 7471B ²	SW846 7471B ⁴
Molybdenum ^a	< 12	12	mg/kg	5	09/12/16	09/12/16	AFL SW846 6010C ¹	SW846 3050B ³
Nickel ^a	98.4	9.6	mg/kg	5	09/12/16	09/12/16	AFL SW846 6010C ¹	SW846 3050B ³
Selenium ^a	< 4.8	4.8	mg/kg	5	09/12/16	09/12/16	AFL SW846 6010C ¹	SW846 3050B ³
Silver ^a	< 2.4	2.4	mg/kg	5	09/12/16	09/12/16	AFL SW846 6010C ¹	SW846 3050B ³
Thallium ^a	< 2.4	2.4	mg/kg	5	09/12/16	09/12/16	AFL SW846 6010C ¹	SW846 3050B ³
Vanadium ^a	54.0	12	mg/kg	5	09/12/16	09/12/16	AFL SW846 6010C ¹	SW846 3050B ³
Zinc ^a	57.1	4.8	mg/kg	5	09/12/16	09/12/16	AFL SW846 6010C ¹	SW846 3050B ³

(1) Instrument QC Batch: F:MA13399

(2) Instrument QC Batch: F:MA13400

(3) Prep QC Batch: F:MP30815

(4) Prep QC Batch: F:MP30820

(a) Sample dilution required due to difficult matrix. Analysis performed at SGS Accutest, Orlando FL.

(b) Analysis performed at SGS Accutest, Orlando FL.

RL = Reporting Limit

Report of Analysis

Client Sample ID: E6-4		Date Sampled: 09/06/16
Lab Sample ID: C47015-23		Date Received: 09/08/16
Matrix: SO - Soil		Percent Solids: n/a
Method: SW846 8260B		
Project: Vallico Mall, Wolfe Rd, Cupertino CA		

	File ID	DF	Analyzed	By	Prep Date	Prep Batch	Analytical Batch
Run #1 ^a	C0118000.D	1	09/12/16	AFL	n/a	n/a	F:VC4681
Run #2							

	Initial Weight	Final Volume
Run #1	5.32 g	5.0 ml
Run #2		

VOA 8260 List

CAS No.	Compound	Result	RL	MDL	Units	Q
67-64-1	Acetone	ND	47	9.6	ug/kg	
71-43-2	Benzene	ND	4.7	1.2	ug/kg	
108-86-1	Bromobenzene	ND	4.7	1.1	ug/kg	
74-97-5	Bromochloromethane	ND	4.7	1.0	ug/kg	
75-27-4	Bromodichloromethane	ND	4.7	0.94	ug/kg	
75-25-2	Bromoform	ND	4.7	0.94	ug/kg	
78-93-3	2-Butanone (MEK)	ND	23	8.5	ug/kg	
104-51-8	n-Butylbenzene	ND	4.7	0.94	ug/kg	
135-98-8	sec-Butylbenzene	ND	4.7	0.94	ug/kg	
98-06-6	tert-Butylbenzene	ND	4.7	0.94	ug/kg	
56-23-5	Carbon Tetrachloride	ND	4.7	1.7	ug/kg	
108-90-7	Chlorobenzene	ND	4.7	0.94	ug/kg	
75-00-3	Chloroethane	ND	4.7	1.9	ug/kg	
67-66-3	Chloroform	ND	4.7	1.1	ug/kg	
95-49-8	o-Chlorotoluene	ND	4.7	0.94	ug/kg	
106-43-4	p-Chlorotoluene	ND	4.7	0.94	ug/kg	
124-48-1	Dibromochloromethane	ND	4.7	0.94	ug/kg	
96-12-8	1,2-Dibromo-3-chloropropane	ND	4.7	2.1	ug/kg	
106-93-4	1,2-Dibromoethane	ND	4.7	0.94	ug/kg	
75-71-8	Dichlorodifluoromethane	ND	4.7	2.3	ug/kg	
95-50-1	1,2-Dichlorobenzene	ND	4.7	0.94	ug/kg	
541-73-1	1,3-Dichlorobenzene	ND	4.7	0.94	ug/kg	
106-46-7	1,4-Dichlorobenzene	ND	4.7	0.96	ug/kg	
75-34-3	1,1-Dichloroethane	ND	4.7	1.6	ug/kg	
107-06-2	1,2-Dichloroethane	ND	4.7	0.94	ug/kg	
75-35-4	1,1-Dichloroethylene	ND	4.7	0.94	ug/kg	
156-59-2	cis-1,2-Dichloroethylene	ND	4.7	1.1	ug/kg	
156-60-5	trans-1,2-Dichloroethylene	ND	4.7	1.4	ug/kg	
78-87-5	1,2-Dichloropropane	ND	4.7	1.5	ug/kg	
142-28-9	1,3-Dichloropropane	ND	4.7	0.94	ug/kg	
594-20-7	2,2-Dichloropropane	ND	4.7	0.94	ug/kg	
563-58-6	1,1-Dichloropropene	ND	4.7	1.2	ug/kg	

ND = Not detected MDL = Method Detection Limit

RL = Reporting Limit

E = Indicates value exceeds calibration range

J = Indicates an estimated value

B = Indicates analyte found in associated method blank

N = Indicates presumptive evidence of a compound

Report of Analysis

Client Sample ID:	E6-4	Date Sampled:	09/06/16
Lab Sample ID:	C47015-23	Date Received:	09/08/16
Matrix:	SO - Soil	Percent Solids:	n/a
Method:	SW846 8260B		
Project:	Vallico Mall, Wolfe Rd, Cupertino CA		

VOA 8260 List

CAS No.	Compound	Result	RL	MDL	Units	Q
10061-01-5	cis-1,3-Dichloropropene	ND	4.7	1.8	ug/kg	
10061-02-6	trans-1,3-Dichloropropene	ND	4.7	0.94	ug/kg	
108-20-3	Di-Isopropyl Ether	ND	4.7	1.1	ug/kg	
100-41-4	Ethylbenzene	ND	4.7	1.0	ug/kg	
637-92-3	Ethyl Tert Butyl Ether	ND	4.7	1.2	ug/kg	
87-68-3	Hexachlorobutadiene	ND	4.7	2.0	ug/kg	
591-78-6	2-Hexanone	ND	23	8.2	ug/kg	
98-82-8	Isopropylbenzene	ND	4.7	1.3	ug/kg	
99-87-6	p-Isopropyltoluene	ND	4.7	0.94	ug/kg	
74-83-9	Methyl Bromide	ND	4.7	2.4	ug/kg	
74-87-3	Methyl Chloride	ND	4.7	2.3	ug/kg	
74-95-3	Methylene Bromide	ND	4.7	1.7	ug/kg	
75-09-2	Methylene Chloride ^b	6.8	9.4	3.8	ug/kg	J
108-10-1	4-Methyl-2-pentanone (MIBK)	ND	23	10	ug/kg	
1634-04-4	Methyl Tert Butyl Ether	ND	4.7	1.0	ug/kg	
91-20-3	Naphthalene	ND	4.7	1.9	ug/kg	
103-65-1	n-Propylbenzene	ND	4.7	1.2	ug/kg	
100-42-5	Styrene	ND	4.7	0.94	ug/kg	
994-05-8	Tert-Amyl Methyl Ether	ND	4.7	1.3	ug/kg	
75-65-0	Tert-Butyl Alcohol	ND	47	13	ug/kg	
630-20-6	1,1,1,2-Tetrachloroethane	ND	4.7	1.1	ug/kg	
79-34-5	1,1,2,2-Tetrachloroethane	ND	4.7	2.1	ug/kg	
127-18-4	Tetrachloroethylene	ND	4.7	1.2	ug/kg	
108-88-3	Toluene	ND	4.7	1.1	ug/kg	
87-61-6	1,2,3-Trichlorobenzene	ND	4.7	1.9	ug/kg	
120-82-1	1,2,4-Trichlorobenzene	ND	4.7	1.4	ug/kg	
71-55-6	1,1,1-Trichloroethane	ND	4.7	0.94	ug/kg	
79-00-5	1,1,2-Trichloroethane	ND	4.7	1.7	ug/kg	
79-01-6	Trichloroethylene	ND	4.7	1.1	ug/kg	
75-69-4	Trichlorofluoromethane	ND	4.7	1.8	ug/kg	
96-18-4	1,2,3-Trichloropropane	ND	4.7	1.5	ug/kg	
95-63-6	1,2,4-Trimethylbenzene	ND	4.7	0.94	ug/kg	
108-67-8	1,3,5-Trimethylbenzene	ND	4.7	0.94	ug/kg	
75-01-4	Vinyl Chloride	ND	4.7	1.6	ug/kg	
1330-20-7	Xylene (total)	ND	14	2.7	ug/kg	

CAS No.	Surrogate Recoveries	Run# 1	Run# 2	Limits
1868-53-7	Dibromofluoromethane	108%		75-124%
17060-07-0	1,2-Dichloroethane-D4	104%		72-135%

ND = Not detected MDL = Method Detection Limit
 RL = Reporting Limit
 E = Indicates value exceeds calibration range

J = Indicates an estimated value
 B = Indicates analyte found in associated method blank
 N = Indicates presumptive evidence of a compound

Report of Analysis

Client Sample ID: E6-4	Date Sampled: 09/06/16
Lab Sample ID: C47015-23	Date Received: 09/08/16
Matrix: SO - Soil	Percent Solids: n/a
Method: SW846 8260B	
Project: Vallico Mall, Wolfe Rd, Cupertino CA	

VOA 8260 List

CAS No.	Surrogate Recoveries	Run# 1	Run# 2	Limits
2037-26-5	Toluene-D8	93%		75-126%
460-00-4	4-Bromofluorobenzene	95%		71-133%

- (a) Sample was received in a bulk container but was not preserved within 48 hours of sampling. Reported results are considered minimum values. Analysis performed at SGS Accutest, Orlando FL.
- (b) Suspected laboratory contaminant.

ND = Not detected MDL = Method Detection Limit J = Indicates an estimated value
 RL = Reporting Limit B = Indicates analyte found in associated method blank
 E = Indicates value exceeds calibration range N = Indicates presumptive evidence of a compound

Report of Analysis

Client Sample ID: E6-4		Date Sampled: 09/06/16
Lab Sample ID: C47015-23		Date Received: 09/08/16
Matrix: SO - Soil		Percent Solids: n/a
Method: SW846 8270D SW846 3550C		
Project: Vallico Mall, Wolfe Rd, Cupertino CA		

	File ID	DF	Analyzed	By	Prep Date	Prep Batch	Analytical Batch
Run #1 ^a	X049008.D	1	09/13/16	AFL	09/12/16	F:OP61834	F:SX2121
Run #2							

	Initial Weight	Final Volume
Run #1	30.0 g	1.0 ml
Run #2		

ABN Full List w/o PAHs

CAS No.	Compound	Result	RL	MDL	Units	Q
65-85-0	Benzoic Acid	ND	830	170	ug/kg	
59-50-7	4-Chloro-3-methyl Phenol	ND	170	25	ug/kg	
95-57-8	2-Chlorophenol	ND	170	21	ug/kg	
120-83-2	2,4-Dichlorophenol	ND	170	23	ug/kg	
105-67-9	2,4-Dimethylphenol	ND	170	20	ug/kg	
51-28-5	2,4-Dinitrophenol	ND	830	170	ug/kg	
534-52-1	4,6-Dinitro-o-cresol	ND	330	67	ug/kg	
95-48-7	2-Methylphenol	ND	170	18	ug/kg	
	3&4-Methylphenol	ND	170	39	ug/kg	
88-75-5	2-Nitrophenol	ND	170	21	ug/kg	
100-02-7	4-Nitrophenol	ND	830	130	ug/kg	
87-86-5	Pentachlorophenol	ND	830	130	ug/kg	
108-95-2	Phenol	ND	170	20	ug/kg	
95-95-4	2,4,5-Trichlorophenol	ND	170	18	ug/kg	
88-06-2	2,4,6-Trichlorophenol	ND	170	20	ug/kg	
62-53-3	Aniline	ND	170	33	ug/kg	
92-87-5	Benzidine	ND	1700	330	ug/kg	
100-51-6	Benzyl Alcohol	ND	170	22	ug/kg	
101-55-3	4-Bromophenyl phenyl ether	ND	170	19	ug/kg	
85-68-7	Butyl benzyl phthalate	ND	170	33	ug/kg	
86-74-8	Carbazole	ND	170	19	ug/kg	
106-47-8	4-Chloroaniline	ND	170	23	ug/kg	
111-91-1	bis(2-Chloroethoxy)methane	ND	170	25	ug/kg	
111-44-4	bis(2-Chloroethyl)ether	ND	170	30	ug/kg	
108-60-1	bis(2-Chloroisopropyl)ether	ND	170	24	ug/kg	
91-58-7	2-Chloronaphthalene	ND	170	23	ug/kg	
7005-72-3	4-Chlorophenyl phenyl ether	ND	170	21	ug/kg	
132-64-9	Dibenzofuran	ND	170	21	ug/kg	
95-50-1	1,2-Dichlorobenzene	ND	170	17	ug/kg	
541-73-1	1,3-Dichlorobenzene	ND	170	19	ug/kg	
106-46-7	1,4-Dichlorobenzene	ND	170	20	ug/kg	
91-94-1	3,3'-Dichlorobenzidine	ND	170	18	ug/kg	

ND = Not detected MDL = Method Detection Limit

RL = Reporting Limit

E = Indicates value exceeds calibration range

J = Indicates an estimated value

B = Indicates analyte found in associated method blank

N = Indicates presumptive evidence of a compound

Report of Analysis

Client Sample ID: E6-4		Date Sampled: 09/06/16
Lab Sample ID: C47015-23		Date Received: 09/08/16
Matrix: SO - Soil		Percent Solids: n/a
Method: SW846 8270D SW846 3550C		
Project: Vallico Mall, Wolfe Rd, Cupertino CA		

ABN Full List w/o PAHs

CAS No.	Compound	Result	RL	MDL	Units	Q
84-66-2	Diethyl Phthalate	ND	330	33	ug/kg	
131-11-3	Dimethyl Phthalate	ND	170	33	ug/kg	
117-84-0	Di-n-octyl Phthalate	ND	170	33	ug/kg	
84-74-2	Di-n-butyl Phthalate	ND	330	67	ug/kg	
121-14-2	2,4-Dinitrotoluene	ND	170	17	ug/kg	
606-20-2	2,6-Dinitrotoluene	ND	170	21	ug/kg	
122-66-7	1,2-Diphenylhydrazine	ND	170	28	ug/kg	
117-81-7	bis(2-Ethylhexyl)phthalate	ND	330	33	ug/kg	
118-74-1	Hexachlorobenzene	ND	170	21	ug/kg	
87-68-3	Hexachlorobutadiene	ND	170	19	ug/kg	
77-47-4	Hexachlorocyclopentadiene	ND	170	33	ug/kg	
67-72-1	Hexachloroethane	ND	170	19	ug/kg	
78-59-1	Isophorone	ND	170	17	ug/kg	
88-74-4	2-Nitroaniline	ND	170	28	ug/kg	
99-09-2	3-Nitroaniline	ND	170	28	ug/kg	
100-01-6	4-Nitroaniline	ND	170	28	ug/kg	
98-95-3	Nitrobenzene	ND	170	22	ug/kg	
62-75-9	N-Nitrosodimethylamine	ND	170	40	ug/kg	
621-64-7	N-Nitrosodi-n-propylamine	ND	170	18	ug/kg	
86-30-6	N-Nitrosodiphenylamine	ND	170	32	ug/kg	
110-86-1	Pyridine	ND	330	33	ug/kg	
120-82-1	1,2,4-Trichlorobenzene	ND	170	20	ug/kg	

CAS No.	Surrogate Recoveries	Run# 1	Run# 2	Limits
367-12-4	2-Fluorophenol	64%		40-102%
4165-62-2	Phenol-d5	67%		41-100%
118-79-6	2,4,6-Tribromophenol	111% ^b		42-108%
4165-60-0	Nitrobenzene-d5	69%		40-105%
321-60-8	2-Fluorobiphenyl	73%		43-107%
1718-51-0	Terphenyl-d14	84%		45-119%

(a) Analysis performed at SGS Accutest, Orlando FL.

(b) Outside control limits. However, sample was ND.

ND = Not detected MDL = Method Detection Limit
 RL = Reporting Limit
 E = Indicates value exceeds calibration range

J = Indicates an estimated value
 B = Indicates analyte found in associated method blank
 N = Indicates presumptive evidence of a compound

Report of Analysis

Client Sample ID: E6-4		Date Sampled: 09/06/16
Lab Sample ID: C47015-23		Date Received: 09/08/16
Matrix: SO - Soil		Percent Solids: n/a
Method: SW846 8270D BY SIM SW846 3546		
Project: Vallico Mall, Wolfe Rd, Cupertino CA		

	File ID	DF	Analyzed	By	Prep Date	Prep Batch	Analytical Batch
Run #1 ^a	W094945.D	1	09/13/16	AFL	09/12/16	F:OP61828	F:SW4253
Run #2							

	Initial Weight	Final Volume
Run #1	14.7 g	1.0 ml
Run #2		

BN PAH List

CAS No.	Compound	Result	RL	MDL	Units	Q
83-32-9	Acenaphthene	ND	68	27	ug/kg	
208-96-8	Acenaphthylene	ND	68	27	ug/kg	
120-12-7	Anthracene	ND	68	17	ug/kg	
56-55-3	Benzo(a)anthracene	ND	14	3.4	ug/kg	
50-32-8	Benzo(a)pyrene	ND	14	3.4	ug/kg	
205-99-2	Benzo(b)fluoranthene	ND	14	3.4	ug/kg	
191-24-2	Benzo(g,h,i)perylene	ND	14	3.4	ug/kg	
207-08-9	Benzo(k)fluoranthene	ND	14	3.4	ug/kg	
218-01-9	Chrysene	ND	14	3.4	ug/kg	
53-70-3	Dibenzo(a,h)anthracene	ND	14	3.4	ug/kg	
206-44-0	Fluoranthene	ND	68	17	ug/kg	
86-73-7	Fluorene	ND	68	27	ug/kg	
193-39-5	Indeno(1,2,3-cd)pyrene	ND	14	3.4	ug/kg	
90-12-0	1-Methylnaphthalene	ND	68	27	ug/kg	
91-57-6	2-Methylnaphthalene	ND	68	27	ug/kg	
91-20-3	Naphthalene	ND	68	27	ug/kg	
85-01-8	Phenanthrene	ND	68	17	ug/kg	
129-00-0	Pyrene	ND	68	17	ug/kg	

CAS No.	Surrogate Recoveries	Run# 1	Run# 2	Limits
4165-60-0	Nitrobenzene-d5	88%		40-105%
321-60-8	2-Fluorobiphenyl	90%		43-107%
1718-51-0	Terphenyl-d14	101%		45-119%

(a) Analysis performed at SGS Accutest, Orlando FL.

ND = Not detected MDL = Method Detection Limit
 RL = Reporting Limit
 E = Indicates value exceeds calibration range

J = Indicates an estimated value
 B = Indicates analyte found in associated method blank
 N = Indicates presumptive evidence of a compound

Report of Analysis

Client Sample ID: E6-4	Date Sampled: 09/06/16
Lab Sample ID: C47015-23	Date Received: 09/08/16
Matrix: SO - Soil	Percent Solids: n/a
Method: SW846 8015C	
Project: Vallico Mall, Wolfe Rd, Cupertino CA	

	File ID	DF	Analyzed	By	Prep Date	Prep Batch	Analytical Batch
Run #1 ^a	UV075820.D	1	09/13/16	AFL	n/a	n/a	F:GUV4035
Run #2							

	Initial Weight	Final Volume	Methanol Aliquot
Run #1	5.32 g	5.0 ml	100 ul
Run #2			

CAS No.	Compound	Result	RL	MDL	Units	Q
	TPH-GRO (C6-C10)	ND	4.7	2.3	mg/kg	

CAS No.	Surrogate Recoveries	Run# 1	Run# 2	Limits
460-00-4	4-Bromofluorobenzene	94%		56-149%
98-08-8	aaa-Trifluorotoluene	95%		66-132%

(a) Sample was received in a bulk container but was not preserved within 48 hours of sampling. Reported results are considered minimum values. Analysis performed at SGS Accutest, Orlando FL.

ND = Not detected MDL = Method Detection Limit

RL = Reporting Limit

E = Indicates value exceeds calibration range

J = Indicates an estimated value

B = Indicates analyte found in associated method blank

N = Indicates presumptive evidence of a compound

Report of Analysis

Client Sample ID: E6-4		Date Sampled: 09/06/16
Lab Sample ID: C47015-23		Date Received: 09/08/16
Matrix: SO - Soil		Percent Solids: n/a
Method: SW846 8081B SW846 3546		
Project: Vallico Mall, Wolfe Rd, Cupertino CA		

	File ID	DF	Analyzed	By	Prep Date	Prep Batch	Analytical Batch
Run #1 ^a	TT379394.D	1	09/15/16	AFL	09/12/16	F:OP61829	F:GTT1862
Run #2							

	Initial Weight	Final Volume
Run #1	14.7 g	5.0 ml
Run #2		

Pesticide PPL List

CAS No.	Compound	Result	RL	MDL	Units	Q
309-00-2	Aldrin	ND	1.7	0.52	ug/kg	
319-84-6	alpha-BHC	ND	1.7	0.52	ug/kg	
319-85-7	beta-BHC	ND	1.7	0.52	ug/kg	
319-86-8	delta-BHC	ND	1.7	0.50	ug/kg	
58-89-9	gamma-BHC (Lindane)	ND	1.7	0.52	ug/kg	
12789-03-6	Chlordane	ND	17	6.8	ug/kg	
60-57-1	Dieldrin	ND	1.7	0.64	ug/kg	
72-54-8	4,4'-DDD	ND	3.4	0.59	ug/kg	
72-55-9	4,4'-DDE	ND	3.4	0.55	ug/kg	
50-29-3	4,4'-DDT	ND	3.4	0.67	ug/kg	
72-20-8	Endrin	ND	3.4	0.63	ug/kg	
1031-07-8	Endosulfan sulfate	ND	3.4	0.64	ug/kg	
7421-93-4	Endrin aldehyde	ND	3.4	0.63	ug/kg	
959-98-8	Endosulfan-I	ND	1.7	0.50	ug/kg	
33213-65-9	Endosulfan-II	ND	1.7	0.63	ug/kg	
76-44-8	Heptachlor	ND	1.7	0.58	ug/kg	
1024-57-3	Heptachlor epoxide	ND	1.7	0.60	ug/kg	
72-43-5	Methoxychlor	ND	3.4	0.87	ug/kg	
8001-35-2	Toxaphene	ND	85	34	ug/kg	

CAS No.	Surrogate Recoveries	Run# 1	Run# 2	Limits
877-09-8	Tetrachloro-m-xylene	80%		50-122%
2051-24-3	Decachlorobiphenyl	82%		50-133%

(a) Analysis performed at SGS Accutest, Orlando FL.

ND = Not detected MDL = Method Detection Limit
 RL = Reporting Limit
 E = Indicates value exceeds calibration range

J = Indicates an estimated value
 B = Indicates analyte found in associated method blank
 N = Indicates presumptive evidence of a compound

Report of Analysis

Client Sample ID: E6-4	Date Sampled: 09/06/16
Lab Sample ID: C47015-23	Date Received: 09/08/16
Matrix: SO - Soil	Percent Solids: n/a
Method: SW846 8082A SW846 3546	
Project: Vallico Mall, Wolfe Rd, Cupertino CA	

	File ID	DF	Analyzed	By	Prep Date	Prep Batch	Analytical Batch
Run #1 ^a	ST138382.D	1	09/13/16	AFL	09/12/16	F:OP61830	F:GST3293
Run #2							

	Initial Weight	Final Volume
Run #1	14.7 g	5.0 ml
Run #2		

PCB List

CAS No.	Compound	Result	RL	MDL	Units	Q
12674-11-2	Aroclor 1016	ND	17	6.8	ug/kg	
11104-28-2	Aroclor 1221	ND	17	8.7	ug/kg	
11141-16-5	Aroclor 1232	ND	17	8.5	ug/kg	
53469-21-9	Aroclor 1242	ND	17	6.8	ug/kg	
12672-29-6	Aroclor 1248	ND	17	6.8	ug/kg	
11097-69-1	Aroclor 1254	ND	17	8.1	ug/kg	
11096-82-5	Aroclor 1260	ND	17	6.8	ug/kg	

CAS No.	Surrogate Recoveries	Run# 1	Run# 2	Limits
877-09-8	Tetrachloro-m-xylene	86%		44-126%
2051-24-3	Decachlorobiphenyl	92%		41-145%

(a) Analysis performed at SGS Accutest, Orlando FL.

ND = Not detected MDL = Method Detection Limit
 RL = Reporting Limit
 E = Indicates value exceeds calibration range

J = Indicates an estimated value
 B = Indicates analyte found in associated method blank
 N = Indicates presumptive evidence of a compound

Report of Analysis

Client Sample ID: E6-4	Date Sampled: 09/06/16
Lab Sample ID: C47015-23	Date Received: 09/08/16
Matrix: SO - Soil	Percent Solids: n/a
Method: SW846 8015C SW846 3550C	
Project: Vallico Mall, Wolfe Rd, Cupertino CA	

	File ID	DF	Analyzed	By	Prep Date	Prep Batch	Analytical Batch
Run #1 ^a	JR002670.D	1	09/15/16	AFL	09/12/16	F:OP61833	F:GJR98
Run #2							

	Initial Weight	Final Volume
Run #1	20.1 g	1.0 ml
Run #2		

TPH Extractable

CAS No.	Compound	Result	RL	MDL	Units	Q
	TPH (C10-C28)	ND	5.0	2.5	mg/kg	
	TPH (> C28-C40)	3.42	5.0	2.5	mg/kg	J

CAS No.	Surrogate Recoveries	Run# 1	Run# 2	Limits
84-15-1	o-Terphenyl	71%		56-122%

(a) Analysis performed at SGS Accutest, Orlando FL.

ND = Not detected MDL = Method Detection Limit
 RL = Reporting Limit
 E = Indicates value exceeds calibration range

J = Indicates an estimated value
 B = Indicates analyte found in associated method blank
 N = Indicates presumptive evidence of a compound

Report of Analysis

Client Sample ID: E6-4	Date Sampled: 09/06/16
Lab Sample ID: C47015-23	Date Received: 09/08/16
Matrix: SO - Soil	Percent Solids: n/a
Project: Vallico Mall, Wolfe Rd, Cupertino CA	

Metals Analysis

Analyte	Result	RL	Units	DF	Prep	Analyzed By	Method	Prep Method
Antimony ^a	< 4.2	4.2	mg/kg	5	09/12/16	09/12/16	AFL SW846 6010C ¹	SW846 3050B ³
Arsenic ^a	2.4	2.1	mg/kg	5	09/12/16	09/12/16	AFL SW846 6010C ¹	SW846 3050B ³
Barium ^a	135	42	mg/kg	5	09/12/16	09/12/16	AFL SW846 6010C ¹	SW846 3050B ³
Beryllium ^a	< 1.1	1.1	mg/kg	5	09/12/16	09/12/16	AFL SW846 6010C ¹	SW846 3050B ³
Cadmium ^a	< 0.85	0.85	mg/kg	5	09/12/16	09/12/16	AFL SW846 6010C ¹	SW846 3050B ³
Chromium ^a	82.3	2.1	mg/kg	5	09/12/16	09/12/16	AFL SW846 6010C ¹	SW846 3050B ³
Cobalt ^a	18.3	11	mg/kg	5	09/12/16	09/12/16	AFL SW846 6010C ¹	SW846 3050B ³
Copper ^a	34.0	5.3	mg/kg	5	09/12/16	09/12/16	AFL SW846 6010C ¹	SW846 3050B ³
Lead ^a	7.7	4.2	mg/kg	5	09/12/16	09/12/16	AFL SW846 6010C ¹	SW846 3050B ³
Mercury ^b	0.047	0.037	mg/kg	1	09/13/16	09/13/16	AFL SW846 7471B ²	SW846 7471B ⁴
Molybdenum ^a	< 11	11	mg/kg	5	09/12/16	09/12/16	AFL SW846 6010C ¹	SW846 3050B ³
Nickel ^a	81.8	8.5	mg/kg	5	09/12/16	09/12/16	AFL SW846 6010C ¹	SW846 3050B ³
Selenium ^a	< 4.2	4.2	mg/kg	5	09/12/16	09/12/16	AFL SW846 6010C ¹	SW846 3050B ³
Silver ^a	< 2.1	2.1	mg/kg	5	09/12/16	09/12/16	AFL SW846 6010C ¹	SW846 3050B ³
Thallium ^a	< 2.1	2.1	mg/kg	5	09/12/16	09/12/16	AFL SW846 6010C ¹	SW846 3050B ³
Vanadium ^a	63.9	11	mg/kg	5	09/12/16	09/12/16	AFL SW846 6010C ¹	SW846 3050B ³
Zinc ^a	47.9	4.2	mg/kg	5	09/12/16	09/12/16	AFL SW846 6010C ¹	SW846 3050B ³

(1) Instrument QC Batch: F:MA13399

(2) Instrument QC Batch: F:MA13400

(3) Prep QC Batch: F:MP30815

(4) Prep QC Batch: F:MP30820

(a) Sample dilution required due to difficult matrix. Analysis performed at SGS Accutest, Orlando FL.

(b) Analysis performed at SGS Accutest, Orlando FL.

RL = Reporting Limit

Report of Analysis

Client Sample ID:	E7-1	Date Sampled:	09/06/16
Lab Sample ID:	C47015-24	Date Received:	09/08/16
Matrix:	SO - Soil	Percent Solids:	n/a
Method:	SW846 8260B		
Project:	Vallico Mall, Wolfe Rd, Cupertino CA		

	File ID	DF	Analyzed	By	Prep Date	Prep Batch	Analytical Batch
Run #1 ^a	F0079442.D	1	09/09/16	AFL	n/a	n/a	F:VF2730
Run #2							

	Initial Weight	Final Volume
Run #1	5.86 g	5.0 ml
Run #2		

VOA 8260 List

CAS No.	Compound	Result	RL	MDL	Units	Q
67-64-1	Acetone	210	43	8.7	ug/kg	
71-43-2	Benzene	ND	4.3	1.1	ug/kg	
108-86-1	Bromobenzene	ND	4.3	1.0	ug/kg	
74-97-5	Bromochloromethane	ND	4.3	0.95	ug/kg	
75-27-4	Bromodichloromethane	ND	4.3	0.85	ug/kg	
75-25-2	Bromoform	ND	4.3	0.85	ug/kg	
78-93-3	2-Butanone (MEK)	45.9	21	7.7	ug/kg	
104-51-8	n-Butylbenzene	ND	4.3	0.85	ug/kg	
135-98-8	sec-Butylbenzene	ND	4.3	0.85	ug/kg	
98-06-6	tert-Butylbenzene	ND	4.3	0.85	ug/kg	
56-23-5	Carbon Tetrachloride	ND	4.3	1.5	ug/kg	
108-90-7	Chlorobenzene	ND	4.3	0.85	ug/kg	
75-00-3	Chloroethane	ND	4.3	1.7	ug/kg	
67-66-3	Chloroform	ND	4.3	1.0	ug/kg	
95-49-8	o-Chlorotoluene	ND	4.3	0.85	ug/kg	
106-43-4	p-Chlorotoluene	ND	4.3	0.85	ug/kg	
124-48-1	Dibromochloromethane	ND	4.3	0.85	ug/kg	
96-12-8	1,2-Dibromo-3-chloropropane	ND	4.3	1.9	ug/kg	
106-93-4	1,2-Dibromoethane	ND	4.3	0.85	ug/kg	
75-71-8	Dichlorodifluoromethane	ND	4.3	2.1	ug/kg	
95-50-1	1,2-Dichlorobenzene	ND	4.3	0.85	ug/kg	
541-73-1	1,3-Dichlorobenzene	ND	4.3	0.85	ug/kg	
106-46-7	1,4-Dichlorobenzene	ND	4.3	0.87	ug/kg	
75-34-3	1,1-Dichloroethane	ND	4.3	1.4	ug/kg	
107-06-2	1,2-Dichloroethane	ND	4.3	0.85	ug/kg	
75-35-4	1,1-Dichloroethylene	ND	4.3	0.85	ug/kg	
156-59-2	cis-1,2-Dichloroethylene	ND	4.3	1.0	ug/kg	
156-60-5	trans-1,2-Dichloroethylene	ND	4.3	1.3	ug/kg	
78-87-5	1,2-Dichloropropane	ND	4.3	1.4	ug/kg	
142-28-9	1,3-Dichloropropane	ND	4.3	0.85	ug/kg	
594-20-7	2,2-Dichloropropane	ND	4.3	0.85	ug/kg	
563-58-6	1,1-Dichloropropene	ND	4.3	1.1	ug/kg	

ND = Not detected MDL = Method Detection Limit

RL = Reporting Limit

E = Indicates value exceeds calibration range

J = Indicates an estimated value

B = Indicates analyte found in associated method blank

N = Indicates presumptive evidence of a compound

Report of Analysis

Client Sample ID: E7-1	
Lab Sample ID: C47015-24	Date Sampled: 09/06/16
Matrix: SO - Soil	Date Received: 09/08/16
Method: SW846 8260B	Percent Solids: n/a
Project: Vallico Mall, Wolfe Rd, Cupertino CA	

VOA 8260 List

CAS No.	Compound	Result	RL	MDL	Units	Q
10061-01-5	cis-1,3-Dichloropropene	ND	4.3	1.6	ug/kg	
10061-02-6	trans-1,3-Dichloropropene	ND	4.3	0.85	ug/kg	
108-20-3	Di-Isopropyl Ether	ND	4.3	1.0	ug/kg	
100-41-4	Ethylbenzene	ND	4.3	0.93	ug/kg	
637-92-3	Ethyl Tert Butyl Ether	ND	4.3	1.1	ug/kg	
87-68-3	Hexachlorobutadiene	ND	4.3	1.9	ug/kg	
591-78-6	2-Hexanone	ND	21	7.4	ug/kg	
98-82-8	Isopropylbenzene	ND	4.3	1.2	ug/kg	
99-87-6	p-Isopropyltoluene	ND	4.3	0.85	ug/kg	
74-83-9	Methyl Bromide	ND	4.3	2.2	ug/kg	
74-87-3	Methyl Chloride	ND	4.3	2.0	ug/kg	
74-95-3	Methylene Bromide	ND	4.3	1.6	ug/kg	
75-09-2	Methylene Chloride ^b	13.6	8.5	3.4	ug/kg	
108-10-1	4-Methyl-2-pentanone (MIBK)	ND	21	9.1	ug/kg	
1634-04-4	Methyl Tert Butyl Ether	ND	4.3	0.95	ug/kg	
91-20-3	Naphthalene	ND	4.3	1.7	ug/kg	
103-65-1	n-Propylbenzene	ND	4.3	1.1	ug/kg	
100-42-5	Styrene	ND	4.3	0.85	ug/kg	
994-05-8	Tert-Amyl Methyl Ether	ND	4.3	1.2	ug/kg	
75-65-0	Tert-Butyl Alcohol	ND	43	12	ug/kg	
630-20-6	1,1,1,2-Tetrachloroethane	ND	4.3	0.96	ug/kg	
79-34-5	1,1,2,2-Tetrachloroethane	ND	4.3	1.9	ug/kg	
127-18-4	Tetrachloroethylene	ND	4.3	1.1	ug/kg	
108-88-3	Toluene	ND	4.3	0.96	ug/kg	
87-61-6	1,2,3-Trichlorobenzene	ND	4.3	1.7	ug/kg	
120-82-1	1,2,4-Trichlorobenzene	ND	4.3	1.3	ug/kg	
71-55-6	1,1,1-Trichloroethane	ND	4.3	0.85	ug/kg	
79-00-5	1,1,2-Trichloroethane	ND	4.3	1.5	ug/kg	
79-01-6	Trichloroethylene	ND	4.3	1.0	ug/kg	
75-69-4	Trichlorofluoromethane	ND	4.3	1.6	ug/kg	
96-18-4	1,2,3-Trichloropropane	ND	4.3	1.4	ug/kg	
95-63-6	1,2,4-Trimethylbenzene	ND	4.3	0.85	ug/kg	
108-67-8	1,3,5-Trimethylbenzene	ND	4.3	0.85	ug/kg	
75-01-4	Vinyl Chloride	ND	4.3	1.4	ug/kg	
1330-20-7	Xylene (total)	ND	13	2.4	ug/kg	

CAS No.	Surrogate Recoveries	Run# 1	Run# 2	Limits
1868-53-7	Dibromofluoromethane	111%		75-124%
17060-07-0	1,2-Dichloroethane-D4	113%		72-135%

ND = Not detected MDL = Method Detection Limit
 RL = Reporting Limit
 E = Indicates value exceeds calibration range

J = Indicates an estimated value
 B = Indicates analyte found in associated method blank
 N = Indicates presumptive evidence of a compound

Report of Analysis

Client Sample ID: E7-1	Date Sampled: 09/06/16
Lab Sample ID: C47015-24	Date Received: 09/08/16
Matrix: SO - Soil	Percent Solids: n/a
Method: SW846 8260B	
Project: Vallico Mall, Wolfe Rd, Cupertino CA	

VOA 8260 List

CAS No.	Surrogate Recoveries	Run# 1	Run# 2	Limits
2037-26-5	Toluene-D8	94%		75-126%
460-00-4	4-Bromofluorobenzene	113%		71-133%

- (a) Soil vials were not received within 48 hours of sampling; results are considered minimum values. Analysis performed at SGS Accutest, Orlando FL.
- (b) Suspected laboratory contaminant.

ND = Not detected MDL = Method Detection Limit J = Indicates an estimated value
 RL = Reporting Limit B = Indicates analyte found in associated method blank
 E = Indicates value exceeds calibration range N = Indicates presumptive evidence of a compound

Report of Analysis

Client Sample ID:	E7-1	Date Sampled:	09/06/16
Lab Sample ID:	C47015-24	Date Received:	09/08/16
Matrix:	SO - Soil	Percent Solids:	n/a
Method:	SW846 8270D SW846 3550C		
Project:	Vallico Mall, Wolfe Rd, Cupertino CA		

	File ID	DF	Analyzed	By	Prep Date	Prep Batch	Analytical Batch
Run #1 ^a	X049009.D	1	09/13/16	AFL	09/12/16	F:OP61834	F:SX2121
Run #2							

	Initial Weight	Final Volume
Run #1	30.0 g	1.0 ml
Run #2		

ABN Full List w/o PAHs

CAS No.	Compound	Result	RL	MDL	Units	Q
65-85-0	Benzoic Acid	ND	830	170	ug/kg	
59-50-7	4-Chloro-3-methyl Phenol	ND	170	25	ug/kg	
95-57-8	2-Chlorophenol	ND	170	21	ug/kg	
120-83-2	2,4-Dichlorophenol	ND	170	23	ug/kg	
105-67-9	2,4-Dimethylphenol	ND	170	20	ug/kg	
51-28-5	2,4-Dinitrophenol	ND	830	170	ug/kg	
534-52-1	4,6-Dinitro-o-cresol	ND	330	67	ug/kg	
95-48-7	2-Methylphenol	ND	170	18	ug/kg	
	3&4-Methylphenol	ND	170	39	ug/kg	
88-75-5	2-Nitrophenol	ND	170	21	ug/kg	
100-02-7	4-Nitrophenol	ND	830	130	ug/kg	
87-86-5	Pentachlorophenol	ND	830	130	ug/kg	
108-95-2	Phenol	ND	170	20	ug/kg	
95-95-4	2,4,5-Trichlorophenol	ND	170	18	ug/kg	
88-06-2	2,4,6-Trichlorophenol	ND	170	20	ug/kg	
62-53-3	Aniline	ND	170	33	ug/kg	
92-87-5	Benzidine	ND	1700	330	ug/kg	
100-51-6	Benzyl Alcohol	ND	170	22	ug/kg	
101-55-3	4-Bromophenyl phenyl ether	ND	170	19	ug/kg	
85-68-7	Butyl benzyl phthalate	ND	170	33	ug/kg	
86-74-8	Carbazole	ND	170	19	ug/kg	
106-47-8	4-Chloroaniline	ND	170	23	ug/kg	
111-91-1	bis(2-Chloroethoxy)methane	ND	170	25	ug/kg	
111-44-4	bis(2-Chloroethyl)ether	ND	170	30	ug/kg	
108-60-1	bis(2-Chloroisopropyl)ether	ND	170	24	ug/kg	
91-58-7	2-Chloronaphthalene	ND	170	23	ug/kg	
7005-72-3	4-Chlorophenyl phenyl ether	ND	170	21	ug/kg	
132-64-9	Dibenzofuran	ND	170	21	ug/kg	
95-50-1	1,2-Dichlorobenzene	ND	170	17	ug/kg	
541-73-1	1,3-Dichlorobenzene	ND	170	19	ug/kg	
106-46-7	1,4-Dichlorobenzene	ND	170	20	ug/kg	
91-94-1	3,3'-Dichlorobenzidine	ND	170	18	ug/kg	

ND = Not detected MDL = Method Detection Limit

RL = Reporting Limit

E = Indicates value exceeds calibration range

J = Indicates an estimated value

B = Indicates analyte found in associated method blank

N = Indicates presumptive evidence of a compound

Report of Analysis

Client Sample ID: E7-1		Date Sampled: 09/06/16
Lab Sample ID: C47015-24		Date Received: 09/08/16
Matrix: SO - Soil		Percent Solids: n/a
Method: SW846 8270D SW846 3550C		
Project: Vallico Mall, Wolfe Rd, Cupertino CA		

ABN Full List w/o PAHs

CAS No.	Compound	Result	RL	MDL	Units	Q
84-66-2	Diethyl Phthalate	ND	330	33	ug/kg	
131-11-3	Dimethyl Phthalate	ND	170	33	ug/kg	
117-84-0	Di-n-octyl Phthalate	ND	170	33	ug/kg	
84-74-2	Di-n-butyl Phthalate	ND	330	67	ug/kg	
121-14-2	2,4-Dinitrotoluene	ND	170	17	ug/kg	
606-20-2	2,6-Dinitrotoluene	ND	170	21	ug/kg	
122-66-7	1,2-Diphenylhydrazine	ND	170	28	ug/kg	
117-81-7	bis(2-Ethylhexyl)phthalate	ND	330	33	ug/kg	
118-74-1	Hexachlorobenzene	ND	170	21	ug/kg	
87-68-3	Hexachlorobutadiene	ND	170	19	ug/kg	
77-47-4	Hexachlorocyclopentadiene	ND	170	33	ug/kg	
67-72-1	Hexachloroethane	ND	170	19	ug/kg	
78-59-1	Isophorone	ND	170	17	ug/kg	
88-74-4	2-Nitroaniline	ND	170	28	ug/kg	
99-09-2	3-Nitroaniline	ND	170	28	ug/kg	
100-01-6	4-Nitroaniline	ND	170	28	ug/kg	
98-95-3	Nitrobenzene	ND	170	22	ug/kg	
62-75-9	N-Nitrosodimethylamine	ND	170	40	ug/kg	
621-64-7	N-Nitrosodi-n-propylamine	ND	170	18	ug/kg	
86-30-6	N-Nitrosodiphenylamine	ND	170	32	ug/kg	
110-86-1	Pyridine	ND	330	33	ug/kg	
120-82-1	1,2,4-Trichlorobenzene	ND	170	20	ug/kg	

CAS No.	Surrogate Recoveries	Run# 1	Run# 2	Limits
367-12-4	2-Fluorophenol	60%		40-102%
4165-62-2	Phenol-d5	65%		41-100%
118-79-6	2,4,6-Tribromophenol	99%		42-108%
4165-60-0	Nitrobenzene-d5	61%		40-105%
321-60-8	2-Fluorobiphenyl	70%		43-107%
1718-51-0	Terphenyl-d14	82%		45-119%

(a) Analysis performed at SGS Accutest, Orlando FL.

ND = Not detected MDL = Method Detection Limit
 RL = Reporting Limit
 E = Indicates value exceeds calibration range

J = Indicates an estimated value
 B = Indicates analyte found in associated method blank
 N = Indicates presumptive evidence of a compound

Report of Analysis

Client Sample ID: E7-1		Date Sampled: 09/06/16
Lab Sample ID: C47015-24		Date Received: 09/08/16
Matrix: SO - Soil		Percent Solids: n/a
Method: SW846 8270D BY SIM SW846 3546		
Project: Vallico Mall, Wolfe Rd, Cupertino CA		

	File ID	DF	Analyzed	By	Prep Date	Prep Batch	Analytical Batch
Run #1 ^a	W094946.D	1	09/13/16	AFL	09/12/16	F:OP61828	F:SW4253
Run #2							

	Initial Weight	Final Volume
Run #1	14.9 g	1.0 ml
Run #2		

BN PAH List

CAS No.	Compound	Result	RL	MDL	Units	Q
83-32-9	Acenaphthene	ND	67	27	ug/kg	
208-96-8	Acenaphthylene	ND	67	27	ug/kg	
120-12-7	Anthracene	ND	67	17	ug/kg	
56-55-3	Benzo(a)anthracene	ND	13	3.4	ug/kg	
50-32-8	Benzo(a)pyrene	ND	13	3.4	ug/kg	
205-99-2	Benzo(b)fluoranthene	ND	13	3.4	ug/kg	
191-24-2	Benzo(g,h,i)perylene	ND	13	3.4	ug/kg	
207-08-9	Benzo(k)fluoranthene	ND	13	3.4	ug/kg	
218-01-9	Chrysene	ND	13	3.4	ug/kg	
53-70-3	Dibenzo(a,h)anthracene	ND	13	3.4	ug/kg	
206-44-0	Fluoranthene	ND	67	17	ug/kg	
86-73-7	Fluorene	ND	67	27	ug/kg	
193-39-5	Indeno(1,2,3-cd)pyrene	ND	13	3.4	ug/kg	
90-12-0	1-Methylnaphthalene	ND	67	27	ug/kg	
91-57-6	2-Methylnaphthalene	ND	67	27	ug/kg	
91-20-3	Naphthalene	ND	67	27	ug/kg	
85-01-8	Phenanthrene	ND	67	17	ug/kg	
129-00-0	Pyrene	ND	67	17	ug/kg	

CAS No.	Surrogate Recoveries	Run# 1	Run# 2	Limits
4165-60-0	Nitrobenzene-d5	87%		40-105%
321-60-8	2-Fluorobiphenyl	86%		43-107%
1718-51-0	Terphenyl-d14	86%		45-119%

(a) Analysis performed at SGS Accutest, Orlando FL.

ND = Not detected MDL = Method Detection Limit
 RL = Reporting Limit
 E = Indicates value exceeds calibration range

J = Indicates an estimated value
 B = Indicates analyte found in associated method blank
 N = Indicates presumptive evidence of a compound

Report of Analysis

Client Sample ID: E7-1	Date Sampled: 09/06/16
Lab Sample ID: C47015-24	Date Received: 09/08/16
Matrix: SO - Soil	Percent Solids: n/a
Method: SW846 8015C	
Project: Vallico Mall, Wolfe Rd, Cupertino CA	

	File ID	DF	Analyzed	By	Prep Date	Prep Batch	Analytical Batch
Run #1 ^a	UV075821.D	1	09/13/16	AFL	n/a	n/a	F:GUV4035
Run #2							

	Initial Weight	Final Volume	Methanol Aliquot
Run #1	6.00 g	5.0 ml	100 ul
Run #2			

CAS No.	Compound	Result	RL	MDL	Units	Q
	TPH-GRO (C6-C10)	ND	4.2	2.1	mg/kg	

CAS No.	Surrogate Recoveries	Run# 1	Run# 2	Limits
460-00-4	4-Bromofluorobenzene	93%		56-149%
98-08-8	aaa-Trifluorotoluene	94%		66-132%

(a) Analysis performed at SGS Accutest, Orlando FL.

ND = Not detected	MDL = Method Detection Limit	J = Indicates an estimated value
RL = Reporting Limit		B = Indicates analyte found in associated method blank
E = Indicates value exceeds calibration range		N = Indicates presumptive evidence of a compound

Report of Analysis

Client Sample ID: E7-1		Date Sampled: 09/06/16
Lab Sample ID: C47015-24		Date Received: 09/08/16
Matrix: SO - Soil		Percent Solids: n/a
Method: SW846 8081B SW846 3546		
Project: Vallico Mall, Wolfe Rd, Cupertino CA		

	File ID	DF	Analyzed	By	Prep Date	Prep Batch	Analytical Batch
Run #1 ^a	TT379395.D	5	09/15/16	AFL	09/12/16	F:OP61829	F:GTT1862
Run #2							

	Initial Weight	Final Volume
Run #1	15.0 g	5.0 ml
Run #2		

Pesticide PPL List

CAS No.	Compound	Result	RL	MDL	Units	Q
309-00-2	Aldrin	ND	8.3	2.5	ug/kg	
319-84-6	alpha-BHC	ND	8.3	2.6	ug/kg	
319-85-7	beta-BHC	ND	8.3	2.6	ug/kg	
319-86-8	delta-BHC	ND	8.3	2.4	ug/kg	
58-89-9	gamma-BHC (Lindane)	ND	8.3	2.6	ug/kg	
12789-03-6	Chlordane	ND	83	33	ug/kg	
60-57-1	Dieldrin	4.9	8.3	3.1	ug/kg	J
72-54-8	4,4'-DDD	ND	17	2.9	ug/kg	
72-55-9	4,4'-DDE	8.8	17	2.7	ug/kg	J
50-29-3	4,4'-DDT	ND	17	3.3	ug/kg	
72-20-8	Endrin	ND	17	3.1	ug/kg	
1031-07-8	Endosulfan sulfate	ND	17	3.1	ug/kg	
7421-93-4	Endrin aldehyde	ND	17	3.1	ug/kg	
959-98-8	Endosulfan-I	ND	8.3	2.4	ug/kg	
33213-65-9	Endosulfan-II	ND	8.3	3.1	ug/kg	
76-44-8	Heptachlor	ND	8.3	2.8	ug/kg	
1024-57-3	Heptachlor epoxide	ND	8.3	2.9	ug/kg	
72-43-5	Methoxychlor	ND	17	4.3	ug/kg	
8001-35-2	Toxaphene	ND	420	170	ug/kg	

CAS No.	Surrogate Recoveries	Run# 1	Run# 2	Limits
877-09-8	Tetrachloro-m-xylene	75%		50-122%
2051-24-3	Decachlorobiphenyl	81%		50-133%

(a) All hits confirmed by dual column analysis. Dilution required due to matrix interference. Analysis performed at SGS Accutest, Orlando FL.

ND = Not detected
 RL = Reporting Limit
 E = Indicates value exceeds calibration range

MDL = Method Detection Limit
 J = Indicates an estimated value
 B = Indicates analyte found in associated method blank
 N = Indicates presumptive evidence of a compound

Report of Analysis

Client Sample ID: E7-1		Date Sampled: 09/06/16
Lab Sample ID: C47015-24		Date Received: 09/08/16
Matrix: SO - Soil		Percent Solids: n/a
Method: SW846 8082A SW846 3546		
Project: Vallico Mall, Wolfe Rd, Cupertino CA		

	File ID	DF	Analyzed	By	Prep Date	Prep Batch	Analytical Batch
Run #1 ^a	ST138383.D	1	09/13/16	AFL	09/12/16	F:OP61830	F:GST3293
Run #2							

	Initial Weight	Final Volume
Run #1	15.0 g	5.0 ml
Run #2		

PCB List

CAS No.	Compound	Result	RL	MDL	Units	Q
12674-11-2	Aroclor 1016	ND	17	6.7	ug/kg	
11104-28-2	Aroclor 1221	ND	17	8.5	ug/kg	
11141-16-5	Aroclor 1232	ND	17	8.3	ug/kg	
53469-21-9	Aroclor 1242	ND	17	6.7	ug/kg	
12672-29-6	Aroclor 1248	ND	17	6.7	ug/kg	
11097-69-1	Aroclor 1254	ND	17	8.0	ug/kg	
11096-82-5	Aroclor 1260	ND	17	6.7	ug/kg	

CAS No.	Surrogate Recoveries	Run# 1	Run# 2	Limits
877-09-8	Tetrachloro-m-xylene	93%		44-126%
2051-24-3	Decachlorobiphenyl	91%		41-145%

(a) Analysis performed at SGS Accutest, Orlando FL.

ND = Not detected MDL = Method Detection Limit
 RL = Reporting Limit
 E = Indicates value exceeds calibration range

J = Indicates an estimated value
 B = Indicates analyte found in associated method blank
 N = Indicates presumptive evidence of a compound

Report of Analysis

Client Sample ID: E7-1		Date Sampled: 09/06/16
Lab Sample ID: C47015-24		Date Received: 09/08/16
Matrix: SO - Soil		Percent Solids: n/a
Method: SW846 8015C SW846 3550C		
Project: Vallico Mall, Wolfe Rd, Cupertino CA		

	File ID	DF	Analyzed	By	Prep Date	Prep Batch	Analytical Batch
Run #1 ^a	JR002671.D	1	09/15/16	AFL	09/12/16	F:OP61833	F:GJR98
Run #2							

	Initial Weight	Final Volume
Run #1	20.0 g	1.0 ml
Run #2		

TPH Extractable

CAS No.	Compound	Result	RL	MDL	Units	Q
	TPH (C10-C28)	10.1	5.0	2.5	mg/kg	
	TPH (> C28-C40)	29.7	5.0	2.5	mg/kg	

CAS No.	Surrogate Recoveries	Run# 1	Run# 2	Limits
84-15-1	o-Terphenyl	76%		56-122%

(a) Analysis performed at SGS Accutest, Orlando FL.

ND = Not detected MDL = Method Detection Limit
 RL = Reporting Limit
 E = Indicates value exceeds calibration range

J = Indicates an estimated value
 B = Indicates analyte found in associated method blank
 N = Indicates presumptive evidence of a compound

Report of Analysis

Client Sample ID: E7-1	Date Sampled: 09/06/16
Lab Sample ID: C47015-24	Date Received: 09/08/16
Matrix: SO - Soil	Percent Solids: n/a
Project: Vallico Mall, Wolfe Rd, Cupertino CA	

Metals Analysis

Analyte	Result	RL	Units	DF	Prep	Analyzed By	Method	Prep Method
Antimony ^a	< 4.7	4.7	mg/kg	5	09/12/16	09/12/16	AFL SW846 6010C ¹	SW846 3050B ³
Arsenic ^a	< 2.4	2.4	mg/kg	5	09/12/16	09/12/16	AFL SW846 6010C ¹	SW846 3050B ³
Barium ^a	156	47	mg/kg	5	09/12/16	09/12/16	AFL SW846 6010C ¹	SW846 3050B ³
Beryllium ^a	< 1.2	1.2	mg/kg	5	09/12/16	09/12/16	AFL SW846 6010C ¹	SW846 3050B ³
Cadmium ^a	< 0.94	0.94	mg/kg	5	09/12/16	09/12/16	AFL SW846 6010C ¹	SW846 3050B ³
Chromium ^a	69.0	2.4	mg/kg	5	09/12/16	09/12/16	AFL SW846 6010C ¹	SW846 3050B ³
Cobalt ^a	14.8	12	mg/kg	5	09/12/16	09/12/16	AFL SW846 6010C ¹	SW846 3050B ³
Copper ^a	33.9	5.9	mg/kg	5	09/12/16	09/12/16	AFL SW846 6010C ¹	SW846 3050B ³
Lead ^a	10.3	4.7	mg/kg	5	09/12/16	09/12/16	AFL SW846 6010C ¹	SW846 3050B ³
Mercury ^b	0.048	0.038	mg/kg	1	09/13/16	09/13/16	AFL SW846 7471B ²	SW846 7471B ⁴
Molybdenum ^a	< 12	12	mg/kg	5	09/12/16	09/12/16	AFL SW846 6010C ¹	SW846 3050B ³
Nickel ^a	82.5	9.4	mg/kg	5	09/12/16	09/12/16	AFL SW846 6010C ¹	SW846 3050B ³
Selenium ^a	< 4.7	4.7	mg/kg	5	09/12/16	09/12/16	AFL SW846 6010C ¹	SW846 3050B ³
Silver ^a	< 2.4	2.4	mg/kg	5	09/12/16	09/12/16	AFL SW846 6010C ¹	SW846 3050B ³
Thallium ^a	< 2.4	2.4	mg/kg	5	09/12/16	09/12/16	AFL SW846 6010C ¹	SW846 3050B ³
Vanadium ^a	51.2	12	mg/kg	5	09/12/16	09/12/16	AFL SW846 6010C ¹	SW846 3050B ³
Zinc ^a	52.2	4.7	mg/kg	5	09/12/16	09/12/16	AFL SW846 6010C ¹	SW846 3050B ³

(1) Instrument QC Batch: F:MA13399

(2) Instrument QC Batch: F:MA13400

(3) Prep QC Batch: F:MP30815

(4) Prep QC Batch: F:MP30820

(a) Sample dilution required due to difficult matrix. Analysis performed at SGS Accutest, Orlando FL.

(b) Analysis performed at SGS Accutest, Orlando FL.

RL = Reporting Limit

Report of Analysis

Client Sample ID: E7-2		Date Sampled: 09/06/16
Lab Sample ID: C47015-25		Date Received: 09/08/16
Matrix: SO - Soil		Percent Solids: n/a
Method: SW846 8260B		
Project: Vallico Mall, Wolfe Rd, Cupertino CA		

	File ID	DF	Analyzed	By	Prep Date	Prep Batch	Analytical Batch
Run #1 ^a	F0079443.D	1	09/09/16	AFL	n/a	n/a	F:VF2730
Run #2							

	Initial Weight	Final Volume
Run #1	5.97 g	5.0 ml
Run #2		

VOA 8260 List

CAS No.	Compound	Result	RL	MDL	Units	Q
67-64-1	Acetone	29.2	42	8.5	ug/kg	J
71-43-2	Benzene	ND	4.2	1.1	ug/kg	
108-86-1	Bromobenzene	ND	4.2	1.0	ug/kg	
74-97-5	Bromochloromethane	ND	4.2	0.93	ug/kg	
75-27-4	Bromodichloromethane	ND	4.2	0.84	ug/kg	
75-25-2	Bromoform	ND	4.2	0.84	ug/kg	
78-93-3	2-Butanone (MEK)	ND	21	7.6	ug/kg	
104-51-8	n-Butylbenzene	ND	4.2	0.84	ug/kg	
135-98-8	sec-Butylbenzene	ND	4.2	0.84	ug/kg	
98-06-6	tert-Butylbenzene	ND	4.2	0.84	ug/kg	
56-23-5	Carbon Tetrachloride	ND	4.2	1.5	ug/kg	
108-90-7	Chlorobenzene	ND	4.2	0.84	ug/kg	
75-00-3	Chloroethane	ND	4.2	1.7	ug/kg	
67-66-3	Chloroform	ND	4.2	1.0	ug/kg	
95-49-8	o-Chlorotoluene	ND	4.2	0.84	ug/kg	
106-43-4	p-Chlorotoluene	ND	4.2	0.84	ug/kg	
124-48-1	Dibromochloromethane	ND	4.2	0.84	ug/kg	
96-12-8	1,2-Dibromo-3-chloropropane	ND	4.2	1.9	ug/kg	
106-93-4	1,2-Dibromoethane	ND	4.2	0.84	ug/kg	
75-71-8	Dichlorodifluoromethane	ND	4.2	2.1	ug/kg	
95-50-1	1,2-Dichlorobenzene	ND	4.2	0.84	ug/kg	
541-73-1	1,3-Dichlorobenzene	ND	4.2	0.84	ug/kg	
106-46-7	1,4-Dichlorobenzene	ND	4.2	0.85	ug/kg	
75-34-3	1,1-Dichloroethane	ND	4.2	1.4	ug/kg	
107-06-2	1,2-Dichloroethane	ND	4.2	0.84	ug/kg	
75-35-4	1,1-Dichloroethylene	ND	4.2	0.84	ug/kg	
156-59-2	cis-1,2-Dichloroethylene	ND	4.2	1.0	ug/kg	
156-60-5	trans-1,2-Dichloroethylene	ND	4.2	1.3	ug/kg	
78-87-5	1,2-Dichloropropane	ND	4.2	1.3	ug/kg	
142-28-9	1,3-Dichloropropane	ND	4.2	0.84	ug/kg	
594-20-7	2,2-Dichloropropane	ND	4.2	0.84	ug/kg	
563-58-6	1,1-Dichloropropene	ND	4.2	1.1	ug/kg	

ND = Not detected MDL = Method Detection Limit

RL = Reporting Limit

E = Indicates value exceeds calibration range

J = Indicates an estimated value

B = Indicates analyte found in associated method blank

N = Indicates presumptive evidence of a compound

Report of Analysis

Client Sample ID:	E7-2	Date Sampled:	09/06/16
Lab Sample ID:	C47015-25	Date Received:	09/08/16
Matrix:	SO - Soil	Percent Solids:	n/a
Method:	SW846 8260B		
Project:	Vallico Mall, Wolfe Rd, Cupertino CA		

VOA 8260 List

CAS No.	Compound	Result	RL	MDL	Units	Q
10061-01-5	cis-1,3-Dichloropropene	ND	4.2	1.6	ug/kg	
10061-02-6	trans-1,3-Dichloropropene	ND	4.2	0.84	ug/kg	
108-20-3	Di-Isopropyl Ether	ND	4.2	1.0	ug/kg	
100-41-4	Ethylbenzene	ND	4.2	0.91	ug/kg	
637-92-3	Ethyl Tert Butyl Ether	ND	4.2	1.1	ug/kg	
87-68-3	Hexachlorobutadiene	ND	4.2	1.8	ug/kg	
591-78-6	2-Hexanone	ND	21	7.3	ug/kg	
98-82-8	Isopropylbenzene	ND	4.2	1.2	ug/kg	
99-87-6	p-Isopropyltoluene	ND	4.2	0.84	ug/kg	
74-83-9	Methyl Bromide	ND	4.2	2.2	ug/kg	
74-87-3	Methyl Chloride	ND	4.2	2.0	ug/kg	
74-95-3	Methylene Bromide	ND	4.2	1.5	ug/kg	
75-09-2	Methylene Chloride ^b	8.5	8.4	3.4	ug/kg	
108-10-1	4-Methyl-2-pentanone (MIBK)	ND	21	9.0	ug/kg	
1634-04-4	Methyl Tert Butyl Ether	ND	4.2	0.93	ug/kg	
91-20-3	Naphthalene	ND	4.2	1.7	ug/kg	
103-65-1	n-Propylbenzene	ND	4.2	1.0	ug/kg	
100-42-5	Styrene	ND	4.2	0.84	ug/kg	
994-05-8	Tert-Amyl Methyl Ether	ND	4.2	1.1	ug/kg	
75-65-0	Tert-Butyl Alcohol	ND	42	11	ug/kg	
630-20-6	1,1,1,2-Tetrachloroethane	ND	4.2	0.94	ug/kg	
79-34-5	1,1,2,2-Tetrachloroethane	ND	4.2	1.9	ug/kg	
127-18-4	Tetrachloroethylene	ND	4.2	1.1	ug/kg	
108-88-3	Toluene	ND	4.2	0.95	ug/kg	
87-61-6	1,2,3-Trichlorobenzene	ND	4.2	1.7	ug/kg	
120-82-1	1,2,4-Trichlorobenzene	ND	4.2	1.2	ug/kg	
71-55-6	1,1,1-Trichloroethane	ND	4.2	0.84	ug/kg	
79-00-5	1,1,2-Trichloroethane	ND	4.2	1.5	ug/kg	
79-01-6	Trichloroethylene	ND	4.2	0.98	ug/kg	
75-69-4	Trichlorofluoromethane	ND	4.2	1.6	ug/kg	
96-18-4	1,2,3-Trichloropropane	ND	4.2	1.4	ug/kg	
95-63-6	1,2,4-Trimethylbenzene	ND	4.2	0.84	ug/kg	
108-67-8	1,3,5-Trimethylbenzene	ND	4.2	0.84	ug/kg	
75-01-4	Vinyl Chloride	ND	4.2	1.4	ug/kg	
1330-20-7	Xylene (total)	ND	13	2.4	ug/kg	

CAS No.	Surrogate Recoveries	Run# 1	Run# 2	Limits
1868-53-7	Dibromofluoromethane	118%		75-124%
17060-07-0	1,2-Dichloroethane-D4	123%		72-135%

ND = Not detected MDL = Method Detection Limit
 RL = Reporting Limit
 E = Indicates value exceeds calibration range

J = Indicates an estimated value
 B = Indicates analyte found in associated method blank
 N = Indicates presumptive evidence of a compound

Report of Analysis

Client Sample ID:	E7-2	Date Sampled:	09/06/16
Lab Sample ID:	C47015-25	Date Received:	09/08/16
Matrix:	SO - Soil	Percent Solids:	n/a
Method:	SW846 8260B		
Project:	Vallico Mall, Wolfe Rd, Cupertino CA		

VOA 8260 List

CAS No.	Surrogate Recoveries	Run# 1	Run# 2	Limits
2037-26-5	Toluene-D8	94%		75-126%
460-00-4	4-Bromofluorobenzene	93%		71-133%

- (a) Soil vials were not received within 48 hours of sampling; results are considered minimum values. Analysis performed at SGS Accutest, Orlando FL.
- (b) Suspected laboratory contaminant.

ND = Not detected MDL = Method Detection Limit
 RL = Reporting Limit
 E = Indicates value exceeds calibration range

J = Indicates an estimated value
 B = Indicates analyte found in associated method blank
 N = Indicates presumptive evidence of a compound

Report of Analysis

Client Sample ID: E7-2		Date Sampled: 09/06/16
Lab Sample ID: C47015-25		Date Received: 09/08/16
Matrix: SO - Soil		Percent Solids: n/a
Method: SW846 8270D SW846 3550C		
Project: Vallico Mall, Wolfe Rd, Cupertino CA		

	File ID	DF	Analyzed	By	Prep Date	Prep Batch	Analytical Batch
Run #1 ^a	X049010.D	1	09/13/16	AFL	09/12/16	F:OP61834	F:SX2121
Run #2							

	Initial Weight	Final Volume
Run #1	30.4 g	1.0 ml
Run #2		

ABN Full List w/o PAHs

CAS No.	Compound	Result	RL	MDL	Units	Q
65-85-0	Benzoic Acid	ND	820	160	ug/kg	
59-50-7	4-Chloro-3-methyl Phenol	ND	160	25	ug/kg	
95-57-8	2-Chlorophenol	ND	160	21	ug/kg	
120-83-2	2,4-Dichlorophenol	ND	160	23	ug/kg	
105-67-9	2,4-Dimethylphenol	ND	160	20	ug/kg	
51-28-5	2,4-Dinitrophenol	ND	820	160	ug/kg	
534-52-1	4,6-Dinitro-o-cresol	ND	330	66	ug/kg	
95-48-7	2-Methylphenol	ND	160	18	ug/kg	
	3&4-Methylphenol	ND	160	39	ug/kg	
88-75-5	2-Nitrophenol	ND	160	20	ug/kg	
100-02-7	4-Nitrophenol	ND	820	130	ug/kg	
87-86-5	Pentachlorophenol	ND	820	130	ug/kg	
108-95-2	Phenol	ND	160	19	ug/kg	
95-95-4	2,4,5-Trichlorophenol	ND	160	17	ug/kg	
88-06-2	2,4,6-Trichlorophenol	ND	160	20	ug/kg	
62-53-3	Aniline	ND	160	33	ug/kg	
92-87-5	Benzidine	ND	1600	330	ug/kg	
100-51-6	Benzyl Alcohol	ND	160	22	ug/kg	
101-55-3	4-Bromophenyl phenyl ether	ND	160	19	ug/kg	
85-68-7	Butyl benzyl phthalate	ND	160	33	ug/kg	
86-74-8	Carbazole	ND	160	19	ug/kg	
106-47-8	4-Chloroaniline	ND	160	23	ug/kg	
111-91-1	bis(2-Chloroethoxy)methane	ND	160	25	ug/kg	
111-44-4	bis(2-Chloroethyl)ether	ND	160	29	ug/kg	
108-60-1	bis(2-Chloroisopropyl)ether	ND	160	24	ug/kg	
91-58-7	2-Chloronaphthalene	ND	160	23	ug/kg	
7005-72-3	4-Chlorophenyl phenyl ether	ND	160	21	ug/kg	
132-64-9	Dibenzofuran	ND	160	21	ug/kg	
95-50-1	1,2-Dichlorobenzene	ND	160	16	ug/kg	
541-73-1	1,3-Dichlorobenzene	ND	160	19	ug/kg	
106-46-7	1,4-Dichlorobenzene	ND	160	20	ug/kg	
91-94-1	3,3'-Dichlorobenzidine	ND	160	18	ug/kg	

ND = Not detected MDL = Method Detection Limit

RL = Reporting Limit

E = Indicates value exceeds calibration range

J = Indicates an estimated value

B = Indicates analyte found in associated method blank

N = Indicates presumptive evidence of a compound

Report of Analysis

Client Sample ID: E7-2		Date Sampled: 09/06/16
Lab Sample ID: C47015-25		Date Received: 09/08/16
Matrix: SO - Soil		Percent Solids: n/a
Method: SW846 8270D SW846 3550C		
Project: Vallico Mall, Wolfe Rd, Cupertino CA		

ABN Full List w/o PAHs

CAS No.	Compound	Result	RL	MDL	Units	Q
84-66-2	Diethyl Phthalate	ND	330	33	ug/kg	
131-11-3	Dimethyl Phthalate	ND	160	33	ug/kg	
117-84-0	Di-n-octyl Phthalate	ND	160	33	ug/kg	
84-74-2	Di-n-butyl Phthalate	ND	330	66	ug/kg	
121-14-2	2,4-Dinitrotoluene	ND	160	16	ug/kg	
606-20-2	2,6-Dinitrotoluene	ND	160	21	ug/kg	
122-66-7	1,2-Diphenylhydrazine	ND	160	27	ug/kg	
117-81-7	bis(2-Ethylhexyl)phthalate	ND	330	33	ug/kg	
118-74-1	Hexachlorobenzene	ND	160	20	ug/kg	
87-68-3	Hexachlorobutadiene	ND	160	18	ug/kg	
77-47-4	Hexachlorocyclopentadiene	ND	160	33	ug/kg	
67-72-1	Hexachloroethane	ND	160	19	ug/kg	
78-59-1	Isophorone	ND	160	17	ug/kg	
88-74-4	2-Nitroaniline	ND	160	28	ug/kg	
99-09-2	3-Nitroaniline	ND	160	28	ug/kg	
100-01-6	4-Nitroaniline	ND	160	28	ug/kg	
98-95-3	Nitrobenzene	ND	160	22	ug/kg	
62-75-9	N-Nitrosodimethylamine	ND	160	40	ug/kg	
621-64-7	N-Nitrosodi-n-propylamine	ND	160	17	ug/kg	
86-30-6	N-Nitrosodiphenylamine	ND	160	31	ug/kg	
110-86-1	Pyridine	ND	330	33	ug/kg	
120-82-1	1,2,4-Trichlorobenzene	ND	160	20	ug/kg	

CAS No.	Surrogate Recoveries	Run# 1	Run# 2	Limits
367-12-4	2-Fluorophenol	64%		40-102%
4165-62-2	Phenol-d5	70%		41-100%
118-79-6	2,4,6-Tribromophenol	98%		42-108%
4165-60-0	Nitrobenzene-d5	67%		40-105%
321-60-8	2-Fluorobiphenyl	72%		43-107%
1718-51-0	Terphenyl-d14	91%		45-119%

(a) Analysis performed at SGS Accutest, Orlando FL.

ND = Not detected MDL = Method Detection Limit
 RL = Reporting Limit
 E = Indicates value exceeds calibration range

J = Indicates an estimated value
 B = Indicates analyte found in associated method blank
 N = Indicates presumptive evidence of a compound

Report of Analysis

Client Sample ID: E7-2		Date Sampled: 09/06/16
Lab Sample ID: C47015-25		Date Received: 09/08/16
Matrix: SO - Soil		Percent Solids: n/a
Method: SW846 8270D BY SIM SW846 3546		
Project: Vallico Mall, Wolfe Rd, Cupertino CA		

	File ID	DF	Analyzed	By	Prep Date	Prep Batch	Analytical Batch
Run #1 ^a	W094947.D	1	09/13/16	AFL	09/12/16	F:OP61828	F:SW4253
Run #2							

	Initial Weight	Final Volume
Run #1	15.1 g	1.0 ml
Run #2		

BN PAH List

CAS No.	Compound	Result	RL	MDL	Units	Q
83-32-9	Acenaphthene	ND	66	26	ug/kg	
208-96-8	Acenaphthylene	ND	66	26	ug/kg	
120-12-7	Anthracene	ND	66	17	ug/kg	
56-55-3	Benzo(a)anthracene	ND	13	3.3	ug/kg	
50-32-8	Benzo(a)pyrene	ND	13	3.3	ug/kg	
205-99-2	Benzo(b)fluoranthene	ND	13	3.3	ug/kg	
191-24-2	Benzo(g,h,i)perylene	ND	13	3.3	ug/kg	
207-08-9	Benzo(k)fluoranthene	ND	13	3.3	ug/kg	
218-01-9	Chrysene	ND	13	3.3	ug/kg	
53-70-3	Dibenzo(a,h)anthracene	ND	13	3.3	ug/kg	
206-44-0	Fluoranthene	ND	66	17	ug/kg	
86-73-7	Fluorene	ND	66	26	ug/kg	
193-39-5	Indeno(1,2,3-cd)pyrene	ND	13	3.3	ug/kg	
90-12-0	1-Methylnaphthalene	ND	66	26	ug/kg	
91-57-6	2-Methylnaphthalene	ND	66	26	ug/kg	
91-20-3	Naphthalene	ND	66	26	ug/kg	
85-01-8	Phenanthrene	ND	66	17	ug/kg	
129-00-0	Pyrene	ND	66	17	ug/kg	

CAS No.	Surrogate Recoveries	Run# 1	Run# 2	Limits
4165-60-0	Nitrobenzene-d5	79%		40-105%
321-60-8	2-Fluorobiphenyl	65%		43-107%
1718-51-0	Terphenyl-d14	84%		45-119%

(a) Analysis performed at SGS Accutest, Orlando FL.

ND = Not detected MDL = Method Detection Limit
 RL = Reporting Limit
 E = Indicates value exceeds calibration range

J = Indicates an estimated value
 B = Indicates analyte found in associated method blank
 N = Indicates presumptive evidence of a compound

Report of Analysis

Client Sample ID: E7-2	Date Sampled: 09/06/16
Lab Sample ID: C47015-25	Date Received: 09/08/16
Matrix: SO - Soil	Percent Solids: n/a
Method: SW846 8015C	
Project: Vallico Mall, Wolfe Rd, Cupertino CA	

	File ID	DF	Analyzed	By	Prep Date	Prep Batch	Analytical Batch
Run #1 ^a	UV075822.D	1	09/13/16	AFL	n/a	n/a	F:GUV4035
Run #2							

	Initial Weight	Final Volume	Methanol Aliquot
Run #1	5.89 g	5.0 ml	100 ul
Run #2			

CAS No.	Compound	Result	RL	MDL	Units	Q
	TPH-GRO (C6-C10)	ND	4.2	2.1	mg/kg	

CAS No.	Surrogate Recoveries	Run# 1	Run# 2	Limits
460-00-4	4-Bromofluorobenzene	94%		56-149%
98-08-8	aaa-Trifluorotoluene	95%		66-132%

(a) Analysis performed at SGS Accutest, Orlando FL.

ND = Not detected	MDL = Method Detection Limit	J = Indicates an estimated value
RL = Reporting Limit		B = Indicates analyte found in associated method blank
E = Indicates value exceeds calibration range		N = Indicates presumptive evidence of a compound

Report of Analysis

Client Sample ID: E7-2		Date Sampled: 09/06/16
Lab Sample ID: C47015-25		Date Received: 09/08/16
Matrix: SO - Soil		Percent Solids: n/a
Method: SW846 8081B SW846 3546		
Project: Vallico Mall, Wolfe Rd, Cupertino CA		

	File ID	DF	Analyzed	By	Prep Date	Prep Batch	Analytical Batch
Run #1 ^a	TT379360.D	1	09/14/16	AFL	09/12/16	F:OP61829	F:GTT1861
Run #2							

	Initial Weight	Final Volume
Run #1	14.8 g	5.0 ml
Run #2		

Pesticide PPL List

CAS No.	Compound	Result	RL	MDL	Units	Q
309-00-2	Aldrin ^b	ND	1.7	0.51	ug/kg	
319-84-6	alpha-BHC ^b	ND	1.7	0.52	ug/kg	
319-85-7	beta-BHC ^b	ND	1.7	0.52	ug/kg	
319-86-8	delta-BHC ^b	ND	1.7	0.49	ug/kg	
58-89-9	gamma-BHC (Lindane) ^b	ND	1.7	0.52	ug/kg	
12789-03-6	Chlordane	ND	17	6.8	ug/kg	
60-57-1	Dieldrin ^b	ND	1.7	0.64	ug/kg	
72-54-8	4,4' -DDD ^b	ND	3.4	0.58	ug/kg	
72-55-9	4,4' -DDE	ND	3.4	0.54	ug/kg	
50-29-3	4,4' -DDT	ND	3.4	0.66	ug/kg	
72-20-8	Endrin	ND	3.4	0.63	ug/kg	
1031-07-8	Endosulfan sulfate ^b	ND	3.4	0.63	ug/kg	
7421-93-4	Endrin aldehyde ^b	ND	3.4	0.63	ug/kg	
959-98-8	Endosulfan-I ^b	ND	1.7	0.49	ug/kg	
33213-65-9	Endosulfan-II ^b	ND	1.7	0.63	ug/kg	
76-44-8	Heptachlor ^b	ND	1.7	0.57	ug/kg	
1024-57-3	Heptachlor epoxide ^b	ND	1.7	0.59	ug/kg	
72-43-5	Methoxychlor	ND	3.4	0.87	ug/kg	
8001-35-2	Toxaphene	ND	84	34	ug/kg	

CAS No.	Surrogate Recoveries	Run# 1	Run# 2	Limits
877-09-8	Tetrachloro-m-xylene	99%		50-122%
2051-24-3	Decachlorobiphenyl	76%		50-133%

(a) Analysis performed at SGS Accutest, Orlando FL.

(b) Associated CCV outside control limits.

ND = Not detected MDL = Method Detection Limit
 RL = Reporting Limit
 E = Indicates value exceeds calibration range

J = Indicates an estimated value
 B = Indicates analyte found in associated method blank
 N = Indicates presumptive evidence of a compound

Report of Analysis

Client Sample ID: E7-2		Date Sampled: 09/06/16
Lab Sample ID: C47015-25		Date Received: 09/08/16
Matrix: SO - Soil		Percent Solids: n/a
Method: SW846 8082A SW846 3546		
Project: Vallico Mall, Wolfe Rd, Cupertino CA		

	File ID	DF	Analyzed	By	Prep Date	Prep Batch	Analytical Batch
Run #1 ^a	ST138386.D	1	09/13/16	AFL	09/12/16	F:OP61830	F:GST3293
Run #2							

	Initial Weight	Final Volume
Run #1	14.8 g	5.0 ml
Run #2		

PCB List

CAS No.	Compound	Result	RL	MDL	Units	Q
12674-11-2	Aroclor 1016	ND	17	6.8	ug/kg	
11104-28-2	Aroclor 1221	ND	17	8.6	ug/kg	
11141-16-5	Aroclor 1232	ND	17	8.4	ug/kg	
53469-21-9	Aroclor 1242	ND	17	6.8	ug/kg	
12672-29-6	Aroclor 1248	ND	17	6.8	ug/kg	
11097-69-1	Aroclor 1254	ND	17	8.1	ug/kg	
11096-82-5	Aroclor 1260	ND	17	6.8	ug/kg	

CAS No.	Surrogate Recoveries	Run# 1	Run# 2	Limits
877-09-8	Tetrachloro-m-xylene	94%		44-126%
2051-24-3	Decachlorobiphenyl	103%		41-145%

(a) Analysis performed at SGS Accutest, Orlando FL.

ND = Not detected MDL = Method Detection Limit
 RL = Reporting Limit
 E = Indicates value exceeds calibration range

J = Indicates an estimated value
 B = Indicates analyte found in associated method blank
 N = Indicates presumptive evidence of a compound

Report of Analysis

Client Sample ID: E7-2		Date Sampled: 09/06/16
Lab Sample ID: C47015-25		Date Received: 09/08/16
Matrix: SO - Soil		Percent Solids: n/a
Method: SW846 8015C SW846 3550C		
Project: Vallico Mall, Wolfe Rd, Cupertino CA		

	File ID	DF	Analyzed	By	Prep Date	Prep Batch	Analytical Batch
Run #1 ^a	JR002672.D	1	09/15/16	AFL	09/12/16	F:OP61833	F:GJR98
Run #2							

	Initial Weight	Final Volume
Run #1	20.0 g	1.0 ml
Run #2		

TPH Extractable

CAS No.	Compound	Result	RL	MDL	Units	Q
	TPH (C10-C28)	ND	5.0	2.5	mg/kg	
	TPH (> C28-C40)	5.22	5.0	2.5	mg/kg	

CAS No.	Surrogate Recoveries	Run# 1	Run# 2	Limits
84-15-1	o-Terphenyl	77%		56-122%

(a) Analysis performed at SGS Accutest, Orlando FL.

ND = Not detected MDL = Method Detection Limit
 RL = Reporting Limit
 E = Indicates value exceeds calibration range

J = Indicates an estimated value
 B = Indicates analyte found in associated method blank
 N = Indicates presumptive evidence of a compound

Report of Analysis

Client Sample ID: E7-2	Date Sampled: 09/06/16
Lab Sample ID: C47015-25	Date Received: 09/08/16
Matrix: SO - Soil	Percent Solids: n/a
Project: Vallico Mall, Wolfe Rd, Cupertino CA	

Metals Analysis

Analyte	Result	RL	Units	DF	Prep	Analyzed By	Method	Prep Method
Antimony ^a	< 4.2	4.2	mg/kg	5	09/12/16	09/12/16	AFL SW846 6010C ¹	SW846 3050B ³
Arsenic ^a	3.0	2.1	mg/kg	5	09/12/16	09/12/16	AFL SW846 6010C ¹	SW846 3050B ³
Barium ^a	164	42	mg/kg	5	09/12/16	09/12/16	AFL SW846 6010C ¹	SW846 3050B ³
Beryllium ^a	< 1.1	1.1	mg/kg	5	09/12/16	09/12/16	AFL SW846 6010C ¹	SW846 3050B ³
Cadmium ^a	< 0.84	0.84	mg/kg	5	09/12/16	09/12/16	AFL SW846 6010C ¹	SW846 3050B ³
Chromium ^a	71.4	2.1	mg/kg	5	09/12/16	09/12/16	AFL SW846 6010C ¹	SW846 3050B ³
Cobalt ^a	19.3	11	mg/kg	5	09/12/16	09/12/16	AFL SW846 6010C ¹	SW846 3050B ³
Copper ^a	34.9	5.3	mg/kg	5	09/12/16	09/12/16	AFL SW846 6010C ¹	SW846 3050B ³
Lead ^a	9.2	4.2	mg/kg	5	09/12/16	09/12/16	AFL SW846 6010C ¹	SW846 3050B ³
Mercury ^b	< 0.039	0.039	mg/kg	1	09/13/16	09/13/16	AFL SW846 7471B ²	SW846 7471B ⁴
Molybdenum ^a	< 11	11	mg/kg	5	09/12/16	09/12/16	AFL SW846 6010C ¹	SW846 3050B ³
Nickel ^a	96.6	8.4	mg/kg	5	09/12/16	09/12/16	AFL SW846 6010C ¹	SW846 3050B ³
Selenium ^a	< 4.2	4.2	mg/kg	5	09/12/16	09/12/16	AFL SW846 6010C ¹	SW846 3050B ³
Silver ^a	< 2.1	2.1	mg/kg	5	09/12/16	09/12/16	AFL SW846 6010C ¹	SW846 3050B ³
Thallium ^a	< 2.1	2.1	mg/kg	5	09/12/16	09/12/16	AFL SW846 6010C ¹	SW846 3050B ³
Vanadium ^a	41.8	11	mg/kg	5	09/12/16	09/12/16	AFL SW846 6010C ¹	SW846 3050B ³
Zinc ^a	53.0	4.2	mg/kg	5	09/12/16	09/12/16	AFL SW846 6010C ¹	SW846 3050B ³

(1) Instrument QC Batch: F:MA13399

(2) Instrument QC Batch: F:MA13400

(3) Prep QC Batch: F:MP30815

(4) Prep QC Batch: F:MP30820

(a) Sample dilution required due to difficult matrix. Analysis performed at SGS Accutest, Orlando FL.

(b) Analysis performed at SGS Accutest, Orlando FL.

RL = Reporting Limit

Report of Analysis

Client Sample ID: E7-3		Date Sampled: 09/06/16
Lab Sample ID: C47015-26		Date Received: 09/08/16
Matrix: SO - Soil		Percent Solids: n/a
Method: SW846 8260B		
Project: Vallico Mall, Wolfe Rd, Cupertino CA		

	File ID	DF	Analyzed	By	Prep Date	Prep Batch	Analytical Batch
Run #1 ^a	F0079444.D	1	09/09/16	AFL	n/a	n/a	F:VF2730
Run #2							

	Initial Weight	Final Volume
Run #1	6.04 g	5.0 ml
Run #2		

VOA 8260 List

CAS No.	Compound	Result	RL	MDL	Units	Q
67-64-1	Acetone	ND	41	8.4	ug/kg	
71-43-2	Benzene	ND	4.1	1.0	ug/kg	
108-86-1	Bromobenzene	ND	4.1	1.0	ug/kg	
74-97-5	Bromochloromethane	ND	4.1	0.92	ug/kg	
75-27-4	Bromodichloromethane	ND	4.1	0.83	ug/kg	
75-25-2	Bromoform	ND	4.1	0.83	ug/kg	
78-93-3	2-Butanone (MEK)	ND	21	7.5	ug/kg	
104-51-8	n-Butylbenzene	ND	4.1	0.83	ug/kg	
135-98-8	sec-Butylbenzene	ND	4.1	0.83	ug/kg	
98-06-6	tert-Butylbenzene	ND	4.1	0.83	ug/kg	
56-23-5	Carbon Tetrachloride	ND	4.1	1.5	ug/kg	
108-90-7	Chlorobenzene	ND	4.1	0.83	ug/kg	
75-00-3	Chloroethane	ND	4.1	1.7	ug/kg	
67-66-3	Chloroform	ND	4.1	1.0	ug/kg	
95-49-8	o-Chlorotoluene	ND	4.1	0.83	ug/kg	
106-43-4	p-Chlorotoluene	ND	4.1	0.83	ug/kg	
124-48-1	Dibromochloromethane	ND	4.1	0.83	ug/kg	
96-12-8	1,2-Dibromo-3-chloropropane	ND	4.1	1.8	ug/kg	
106-93-4	1,2-Dibromoethane	ND	4.1	0.83	ug/kg	
75-71-8	Dichlorodifluoromethane	ND	4.1	2.1	ug/kg	
95-50-1	1,2-Dichlorobenzene	ND	4.1	0.83	ug/kg	
541-73-1	1,3-Dichlorobenzene	ND	4.1	0.83	ug/kg	
106-46-7	1,4-Dichlorobenzene	ND	4.1	0.84	ug/kg	
75-34-3	1,1-Dichloroethane	ND	4.1	1.4	ug/kg	
107-06-2	1,2-Dichloroethane	ND	4.1	0.83	ug/kg	
75-35-4	1,1-Dichloroethylene	ND	4.1	0.83	ug/kg	
156-59-2	cis-1,2-Dichloroethylene	ND	4.1	0.99	ug/kg	
156-60-5	trans-1,2-Dichloroethylene	ND	4.1	1.3	ug/kg	
78-87-5	1,2-Dichloropropane	ND	4.1	1.3	ug/kg	
142-28-9	1,3-Dichloropropane	ND	4.1	0.83	ug/kg	
594-20-7	2,2-Dichloropropane	ND	4.1	0.83	ug/kg	
563-58-6	1,1-Dichloropropene	ND	4.1	1.1	ug/kg	

ND = Not detected MDL = Method Detection Limit

RL = Reporting Limit

E = Indicates value exceeds calibration range

J = Indicates an estimated value

B = Indicates analyte found in associated method blank

N = Indicates presumptive evidence of a compound

Report of Analysis

Client Sample ID:	E7-3	Date Sampled:	09/06/16
Lab Sample ID:	C47015-26	Date Received:	09/08/16
Matrix:	SO - Soil	Percent Solids:	n/a
Method:	SW846 8260B		
Project:	Vallico Mall, Wolfe Rd, Cupertino CA		

VOA 8260 List

CAS No.	Compound	Result	RL	MDL	Units	Q
10061-01-5	cis-1,3-Dichloropropene	ND	4.1	1.6	ug/kg	
10061-02-6	trans-1,3-Dichloropropene	ND	4.1	0.83	ug/kg	
108-20-3	Di-Isopropyl Ether	ND	4.1	0.99	ug/kg	
100-41-4	Ethylbenzene	ND	4.1	0.90	ug/kg	
637-92-3	Ethyl Tert Butyl Ether	ND	4.1	1.1	ug/kg	
87-68-3	Hexachlorobutadiene	ND	4.1	1.8	ug/kg	
591-78-6	2-Hexanone	ND	21	7.2	ug/kg	
98-82-8	Isopropylbenzene	ND	4.1	1.2	ug/kg	
99-87-6	p-Isopropyltoluene	ND	4.1	0.83	ug/kg	
74-83-9	Methyl Bromide	ND	4.1	2.1	ug/kg	
74-87-3	Methyl Chloride	ND	4.1	2.0	ug/kg	
74-95-3	Methylene Bromide	ND	4.1	1.5	ug/kg	
75-09-2	Methylene Chloride ^b	12.2	8.3	3.3	ug/kg	
108-10-1	4-Methyl-2-pentanone (MIBK)	ND	21	8.9	ug/kg	
1634-04-4	Methyl Tert Butyl Ether	ND	4.1	0.92	ug/kg	
91-20-3	Naphthalene	ND	4.1	1.7	ug/kg	
103-65-1	n-Propylbenzene	ND	4.1	1.0	ug/kg	
100-42-5	Styrene	ND	4.1	0.83	ug/kg	
994-05-8	Tert-Amyl Methyl Ether	ND	4.1	1.1	ug/kg	
75-65-0	Tert-Butyl Alcohol	ND	41	11	ug/kg	
630-20-6	1,1,1,2-Tetrachloroethane	ND	4.1	0.93	ug/kg	
79-34-5	1,1,2,2-Tetrachloroethane	ND	4.1	1.8	ug/kg	
127-18-4	Tetrachloroethylene	ND	4.1	1.1	ug/kg	
108-88-3	Toluene	ND	4.1	0.94	ug/kg	
87-61-6	1,2,3-Trichlorobenzene	ND	4.1	1.6	ug/kg	
120-82-1	1,2,4-Trichlorobenzene	ND	4.1	1.2	ug/kg	
71-55-6	1,1,1-Trichloroethane	ND	4.1	0.83	ug/kg	
79-00-5	1,1,2-Trichloroethane	ND	4.1	1.5	ug/kg	
79-01-6	Trichloroethylene	ND	4.1	0.97	ug/kg	
75-69-4	Trichlorofluoromethane	ND	4.1	1.5	ug/kg	
96-18-4	1,2,3-Trichloropropane	ND	4.1	1.3	ug/kg	
95-63-6	1,2,4-Trimethylbenzene	ND	4.1	0.83	ug/kg	
108-67-8	1,3,5-Trimethylbenzene	ND	4.1	0.83	ug/kg	
75-01-4	Vinyl Chloride	ND	4.1	1.4	ug/kg	
1330-20-7	Xylene (total)	ND	12	2.4	ug/kg	

CAS No.	Surrogate Recoveries	Run# 1	Run# 2	Limits
1868-53-7	Dibromofluoromethane	109%		75-124%
17060-07-0	1,2-Dichloroethane-D4	112%		72-135%

ND = Not detected MDL = Method Detection Limit
 RL = Reporting Limit
 E = Indicates value exceeds calibration range

J = Indicates an estimated value
 B = Indicates analyte found in associated method blank
 N = Indicates presumptive evidence of a compound

Report of Analysis

Client Sample ID: E7-3		Date Sampled: 09/06/16
Lab Sample ID: C47015-26		Date Received: 09/08/16
Matrix: SO - Soil		Percent Solids: n/a
Method: SW846 8260B		
Project: Vallico Mall, Wolfe Rd, Cupertino CA		

VOA 8260 List

CAS No.	Surrogate Recoveries	Run# 1	Run# 2	Limits
2037-26-5	Toluene-D8	92%		75-126%
460-00-4	4-Bromofluorobenzene	100%		71-133%

- (a) Soil vials were not received within 48 hours of sampling; results are considered minimum values. Analysis performed at SGS Accutest, Orlando FL.
- (b) Suspected laboratory contaminant.

ND = Not detected	MDL = Method Detection Limit	J = Indicates an estimated value
RL = Reporting Limit		B = Indicates analyte found in associated method blank
E = Indicates value exceeds calibration range		N = Indicates presumptive evidence of a compound

Report of Analysis

Client Sample ID: E7-3		Date Sampled: 09/06/16
Lab Sample ID: C47015-26		Date Received: 09/08/16
Matrix: SO - Soil		Percent Solids: n/a
Method: SW846 8270D SW846 3550C		
Project: Vallico Mall, Wolfe Rd, Cupertino CA		

	File ID	DF	Analyzed	By	Prep Date	Prep Batch	Analytical Batch
Run #1 ^a	X049011.D	1	09/13/16	AFL	09/12/16	F:OP61834	F:SX2121
Run #2							

	Initial Weight	Final Volume
Run #1	30.0 g	1.0 ml
Run #2		

ABN Full List w/o PAHs

CAS No.	Compound	Result	RL	MDL	Units	Q
65-85-0	Benzoic Acid	ND	830	170	ug/kg	
59-50-7	4-Chloro-3-methyl Phenol	ND	170	25	ug/kg	
95-57-8	2-Chlorophenol	ND	170	21	ug/kg	
120-83-2	2,4-Dichlorophenol	ND	170	23	ug/kg	
105-67-9	2,4-Dimethylphenol	ND	170	20	ug/kg	
51-28-5	2,4-Dinitrophenol	ND	830	170	ug/kg	
534-52-1	4,6-Dinitro-o-cresol	ND	330	67	ug/kg	
95-48-7	2-Methylphenol	ND	170	18	ug/kg	
	3&4-Methylphenol	ND	170	39	ug/kg	
88-75-5	2-Nitrophenol	ND	170	21	ug/kg	
100-02-7	4-Nitrophenol	ND	830	130	ug/kg	
87-86-5	Pentachlorophenol	ND	830	130	ug/kg	
108-95-2	Phenol	ND	170	20	ug/kg	
95-95-4	2,4,5-Trichlorophenol	ND	170	18	ug/kg	
88-06-2	2,4,6-Trichlorophenol	ND	170	20	ug/kg	
62-53-3	Aniline	ND	170	33	ug/kg	
92-87-5	Benzidine	ND	1700	330	ug/kg	
100-51-6	Benzyl Alcohol	ND	170	22	ug/kg	
101-55-3	4-Bromophenyl phenyl ether	ND	170	19	ug/kg	
85-68-7	Butyl benzyl phthalate	ND	170	33	ug/kg	
86-74-8	Carbazole	ND	170	19	ug/kg	
106-47-8	4-Chloroaniline	ND	170	23	ug/kg	
111-91-1	bis(2-Chloroethoxy)methane	ND	170	25	ug/kg	
111-44-4	bis(2-Chloroethyl)ether	ND	170	30	ug/kg	
108-60-1	bis(2-Chloroisopropyl)ether	ND	170	24	ug/kg	
91-58-7	2-Chloronaphthalene	ND	170	23	ug/kg	
7005-72-3	4-Chlorophenyl phenyl ether	ND	170	21	ug/kg	
132-64-9	Dibenzofuran	ND	170	21	ug/kg	
95-50-1	1,2-Dichlorobenzene	ND	170	17	ug/kg	
541-73-1	1,3-Dichlorobenzene	ND	170	19	ug/kg	
106-46-7	1,4-Dichlorobenzene	ND	170	20	ug/kg	
91-94-1	3,3'-Dichlorobenzidine	ND	170	18	ug/kg	

ND = Not detected MDL = Method Detection Limit

RL = Reporting Limit

E = Indicates value exceeds calibration range

J = Indicates an estimated value

B = Indicates analyte found in associated method blank

N = Indicates presumptive evidence of a compound

Report of Analysis

Client Sample ID: E7-3		Date Sampled: 09/06/16
Lab Sample ID: C47015-26		Date Received: 09/08/16
Matrix: SO - Soil		Percent Solids: n/a
Method: SW846 8270D SW846 3550C		
Project: Vallico Mall, Wolfe Rd, Cupertino CA		

ABN Full List w/o PAHs

CAS No.	Compound	Result	RL	MDL	Units	Q
84-66-2	Diethyl Phthalate	ND	330	33	ug/kg	
131-11-3	Dimethyl Phthalate	ND	170	33	ug/kg	
117-84-0	Di-n-octyl Phthalate	ND	170	33	ug/kg	
84-74-2	Di-n-butyl Phthalate	ND	330	67	ug/kg	
121-14-2	2,4-Dinitrotoluene	ND	170	17	ug/kg	
606-20-2	2,6-Dinitrotoluene	ND	170	21	ug/kg	
122-66-7	1,2-Diphenylhydrazine	ND	170	28	ug/kg	
117-81-7	bis(2-Ethylhexyl)phthalate	ND	330	33	ug/kg	
118-74-1	Hexachlorobenzene	ND	170	21	ug/kg	
87-68-3	Hexachlorobutadiene	ND	170	19	ug/kg	
77-47-4	Hexachlorocyclopentadiene	ND	170	33	ug/kg	
67-72-1	Hexachloroethane	ND	170	19	ug/kg	
78-59-1	Isophorone	ND	170	17	ug/kg	
88-74-4	2-Nitroaniline	ND	170	28	ug/kg	
99-09-2	3-Nitroaniline	ND	170	28	ug/kg	
100-01-6	4-Nitroaniline	ND	170	28	ug/kg	
98-95-3	Nitrobenzene	ND	170	22	ug/kg	
62-75-9	N-Nitrosodimethylamine	ND	170	40	ug/kg	
621-64-7	N-Nitrosodi-n-propylamine	ND	170	18	ug/kg	
86-30-6	N-Nitrosodiphenylamine	ND	170	32	ug/kg	
110-86-1	Pyridine	ND	330	33	ug/kg	
120-82-1	1,2,4-Trichlorobenzene	ND	170	20	ug/kg	

CAS No.	Surrogate Recoveries	Run# 1	Run# 2	Limits
367-12-4	2-Fluorophenol	69%		40-102%
4165-62-2	Phenol-d5	77%		41-100%
118-79-6	2,4,6-Tribromophenol	114% ^b		42-108%
4165-60-0	Nitrobenzene-d5	71%		40-105%
321-60-8	2-Fluorobiphenyl	78%		43-107%
1718-51-0	Terphenyl-d14	87%		45-119%

(a) Analysis performed at SGS Accutest, Orlando FL.

(b) Outside control limits. However, sample was ND.

ND = Not detected MDL = Method Detection Limit
 RL = Reporting Limit
 E = Indicates value exceeds calibration range

J = Indicates an estimated value
 B = Indicates analyte found in associated method blank
 N = Indicates presumptive evidence of a compound

Report of Analysis

Client Sample ID: E7-3		Date Sampled: 09/06/16
Lab Sample ID: C47015-26		Date Received: 09/08/16
Matrix: SO - Soil		Percent Solids: n/a
Method: SW846 8270D BY SIM SW846 3546		
Project: Vallico Mall, Wolfe Rd, Cupertino CA		

	File ID	DF	Analyzed	By	Prep Date	Prep Batch	Analytical Batch
Run #1 ^a	W094948.D	1	09/13/16	AFL	09/12/16	F:OP61828	F:SW4253
Run #2							

	Initial Weight	Final Volume
Run #1	14.8 g	1.0 ml
Run #2		

BN PAH List

CAS No.	Compound	Result	RL	MDL	Units	Q
83-32-9	Acenaphthene	ND	68	27	ug/kg	
208-96-8	Acenaphthylene	ND	68	27	ug/kg	
120-12-7	Anthracene	ND	68	17	ug/kg	
56-55-3	Benzo(a)anthracene	ND	14	3.4	ug/kg	
50-32-8	Benzo(a)pyrene	ND	14	3.4	ug/kg	
205-99-2	Benzo(b)fluoranthene	ND	14	3.4	ug/kg	
191-24-2	Benzo(g,h,i)perylene	ND	14	3.4	ug/kg	
207-08-9	Benzo(k)fluoranthene	ND	14	3.4	ug/kg	
218-01-9	Chrysene	ND	14	3.4	ug/kg	
53-70-3	Dibenzo(a,h)anthracene	ND	14	3.4	ug/kg	
206-44-0	Fluoranthene	ND	68	17	ug/kg	
86-73-7	Fluorene	ND	68	27	ug/kg	
193-39-5	Indeno(1,2,3-cd)pyrene	ND	14	3.4	ug/kg	
90-12-0	1-Methylnaphthalene	ND	68	27	ug/kg	
91-57-6	2-Methylnaphthalene	ND	68	27	ug/kg	
91-20-3	Naphthalene	ND	68	27	ug/kg	
85-01-8	Phenanthrene	ND	68	17	ug/kg	
129-00-0	Pyrene	ND	68	17	ug/kg	

CAS No.	Surrogate Recoveries	Run# 1	Run# 2	Limits
4165-60-0	Nitrobenzene-d5	96%		40-105%
321-60-8	2-Fluorobiphenyl	83%		43-107%
1718-51-0	Terphenyl-d14	82%		45-119%

(a) Analysis performed at SGS Accutest, Orlando FL.

ND = Not detected MDL = Method Detection Limit
 RL = Reporting Limit
 E = Indicates value exceeds calibration range

J = Indicates an estimated value
 B = Indicates analyte found in associated method blank
 N = Indicates presumptive evidence of a compound

Report of Analysis

Client Sample ID: E7-3		Date Sampled: 09/06/16
Lab Sample ID: C47015-26		Date Received: 09/08/16
Matrix: SO - Soil		Percent Solids: n/a
Method: SW846 8015C		
Project: Vallico Mall, Wolfe Rd, Cupertino CA		

	File ID	DF	Analyzed	By	Prep Date	Prep Batch	Analytical Batch
Run #1 ^a	UV075823.D	1	09/13/16	AFL	n/a	n/a	F:GUV4035
Run #2							

	Initial Weight	Final Volume	Methanol Aliquot
Run #1	5.88 g	5.0 ml	100 ul
Run #2			

CAS No.	Compound	Result	RL	MDL	Units	Q
	TPH-GRO (C6-C10)	ND	4.3	2.1	mg/kg	

CAS No.	Surrogate Recoveries	Run# 1	Run# 2	Limits
460-00-4	4-Bromofluorobenzene	93%		56-149%
98-08-8	aaa-Trifluorotoluene	95%		66-132%

(a) Analysis performed at SGS Accutest, Orlando FL.

ND = Not detected MDL = Method Detection Limit

RL = Reporting Limit

E = Indicates value exceeds calibration range

J = Indicates an estimated value

B = Indicates analyte found in associated method blank

N = Indicates presumptive evidence of a compound

Report of Analysis

Client Sample ID: E7-3		Date Sampled: 09/06/16
Lab Sample ID: C47015-26		Date Received: 09/08/16
Matrix: SO - Soil		Percent Solids: n/a
Method: SW846 8081B SW846 3546		
Project: Vallico Mall, Wolfe Rd, Cupertino CA		

	File ID	DF	Analyzed	By	Prep Date	Prep Batch	Analytical Batch
Run #1 ^a	TT379361.D	1	09/14/16	AFL	09/12/16	F:OP61829	F:GTT1861
Run #2							

	Initial Weight	Final Volume
Run #1	15.0 g	5.0 ml
Run #2		

Pesticide PPL List

CAS No.	Compound	Result	RL	MDL	Units	Q
309-00-2	Aldrin ^b	ND	1.7	0.51	ug/kg	
319-84-6	alpha-BHC ^b	ND	1.7	0.51	ug/kg	
319-85-7	beta-BHC ^b	ND	1.7	0.51	ug/kg	
319-86-8	delta-BHC ^b	ND	1.7	0.49	ug/kg	
58-89-9	gamma-BHC (Lindane) ^b	ND	1.7	0.51	ug/kg	
12789-03-6	Chlordane	ND	17	6.7	ug/kg	
60-57-1	Dieldrin ^b	ND	1.7	0.63	ug/kg	
72-54-8	4,4' -DDD ^b	ND	3.3	0.57	ug/kg	
72-55-9	4,4' -DDE	ND	3.3	0.54	ug/kg	
50-29-3	4,4' -DDT	ND	3.3	0.65	ug/kg	
72-20-8	Endrin	ND	3.3	0.62	ug/kg	
1031-07-8	Endosulfan sulfate ^b	ND	3.3	0.62	ug/kg	
7421-93-4	Endrin aldehyde ^b	ND	3.3	0.62	ug/kg	
959-98-8	Endosulfan-I ^b	ND	1.7	0.49	ug/kg	
33213-65-9	Endosulfan-II ^b	ND	1.7	0.62	ug/kg	
76-44-8	Heptachlor ^b	ND	1.7	0.57	ug/kg	
1024-57-3	Heptachlor epoxide ^b	ND	1.7	0.58	ug/kg	
72-43-5	Methoxychlor	ND	3.3	0.86	ug/kg	
8001-35-2	Toxaphene	ND	83	33	ug/kg	

CAS No.	Surrogate Recoveries	Run# 1	Run# 2	Limits
877-09-8	Tetrachloro-m-xylene	105%		50-122%
2051-24-3	Decachlorobiphenyl	81%		50-133%

(a) Analysis performed at SGS Accutest, Orlando FL.

(b) Associated CCV outside control limits.

ND = Not detected MDL = Method Detection Limit
 RL = Reporting Limit
 E = Indicates value exceeds calibration range

J = Indicates an estimated value
 B = Indicates analyte found in associated method blank
 N = Indicates presumptive evidence of a compound

Report of Analysis

Client Sample ID: E7-3	Date Sampled: 09/06/16
Lab Sample ID: C47015-26	Date Received: 09/08/16
Matrix: SO - Soil	Percent Solids: n/a
Method: SW846 8082A SW846 3546	
Project: Vallico Mall, Wolfe Rd, Cupertino CA	

	File ID	DF	Analyzed	By	Prep Date	Prep Batch	Analytical Batch
Run #1 ^a	ST138387.D	1	09/13/16	AFL	09/12/16	F:OP61830	F:GST3293
Run #2							

	Initial Weight	Final Volume
Run #1	15.0 g	5.0 ml
Run #2		

PCB List

CAS No.	Compound	Result	RL	MDL	Units	Q
12674-11-2	Aroclor 1016	ND	17	6.7	ug/kg	
11104-28-2	Aroclor 1221	ND	17	8.5	ug/kg	
11141-16-5	Aroclor 1232	ND	17	8.3	ug/kg	
53469-21-9	Aroclor 1242	ND	17	6.7	ug/kg	
12672-29-6	Aroclor 1248	ND	17	6.7	ug/kg	
11097-69-1	Aroclor 1254	ND	17	8.0	ug/kg	
11096-82-5	Aroclor 1260	ND	17	6.7	ug/kg	

CAS No.	Surrogate Recoveries	Run# 1	Run# 2	Limits
877-09-8	Tetrachloro-m-xylene	95%		44-126%
2051-24-3	Decachlorobiphenyl	104%		41-145%

(a) Analysis performed at SGS Accutest, Orlando FL.

ND = Not detected MDL = Method Detection Limit
 RL = Reporting Limit
 E = Indicates value exceeds calibration range

J = Indicates an estimated value
 B = Indicates analyte found in associated method blank
 N = Indicates presumptive evidence of a compound

Report of Analysis

Client Sample ID: E7-3		Date Sampled: 09/06/16
Lab Sample ID: C47015-26		Date Received: 09/08/16
Matrix: SO - Soil		Percent Solids: n/a
Method: SW846 8015C SW846 3550C		
Project: Vallico Mall, Wolfe Rd, Cupertino CA		

	File ID	DF	Analyzed	By	Prep Date	Prep Batch	Analytical Batch
Run #1 ^a	JR002676.D	1	09/15/16	AFL	09/12/16	F:OP61833	F:GJR98
Run #2							

	Initial Weight	Final Volume
Run #1	20.3 g	1.0 ml
Run #2		

TPH Extractable

CAS No.	Compound	Result	RL	MDL	Units	Q
	TPH (C10-C28)	ND	4.9	2.5	mg/kg	
	TPH (> C28-C40)	ND	4.9	2.5	mg/kg	

CAS No.	Surrogate Recoveries	Run# 1	Run# 2	Limits
84-15-1	o-Terphenyl	65%		56-122%

(a) Analysis performed at SGS Accutest, Orlando FL.

ND = Not detected MDL = Method Detection Limit
 RL = Reporting Limit
 E = Indicates value exceeds calibration range

J = Indicates an estimated value
 B = Indicates analyte found in associated method blank
 N = Indicates presumptive evidence of a compound

Report of Analysis

Client Sample ID: E7-3	Date Sampled: 09/06/16
Lab Sample ID: C47015-26	Date Received: 09/08/16
Matrix: SO - Soil	Percent Solids: n/a
Project: Vallico Mall, Wolfe Rd, Cupertino CA	

Metals Analysis

Analyte	Result	RL	Units	DF	Prep	Analyzed By	Method	Prep Method
Antimony ^a	< 4.4	4.4	mg/kg	5	09/12/16	09/12/16	AFL SW846 6010C ¹	SW846 3050B ³
Arsenic ^a	2.7	2.2	mg/kg	5	09/12/16	09/12/16	AFL SW846 6010C ¹	SW846 3050B ³
Barium ^a	139	44	mg/kg	5	09/12/16	09/12/16	AFL SW846 6010C ¹	SW846 3050B ³
Beryllium ^a	< 1.1	1.1	mg/kg	5	09/12/16	09/12/16	AFL SW846 6010C ¹	SW846 3050B ³
Cadmium ^a	< 0.88	0.88	mg/kg	5	09/12/16	09/12/16	AFL SW846 6010C ¹	SW846 3050B ³
Chromium ^a	69.0	2.2	mg/kg	5	09/12/16	09/12/16	AFL SW846 6010C ¹	SW846 3050B ³
Cobalt ^a	17.2	11	mg/kg	5	09/12/16	09/12/16	AFL SW846 6010C ¹	SW846 3050B ³
Copper ^a	33.4	5.5	mg/kg	5	09/12/16	09/12/16	AFL SW846 6010C ¹	SW846 3050B ³
Lead ^a	7.6	4.4	mg/kg	5	09/12/16	09/12/16	AFL SW846 6010C ¹	SW846 3050B ³
Mercury ^b	< 0.040	0.040	mg/kg	1	09/13/16	09/13/16	AFL SW846 7471B ²	SW846 7471B ⁴
Molybdenum ^a	< 11	11	mg/kg	5	09/12/16	09/12/16	AFL SW846 6010C ¹	SW846 3050B ³
Nickel ^a	68.6	8.8	mg/kg	5	09/12/16	09/12/16	AFL SW846 6010C ¹	SW846 3050B ³
Selenium ^a	< 4.4	4.4	mg/kg	5	09/12/16	09/12/16	AFL SW846 6010C ¹	SW846 3050B ³
Silver ^a	< 2.2	2.2	mg/kg	5	09/12/16	09/12/16	AFL SW846 6010C ¹	SW846 3050B ³
Thallium ^a	< 2.2	2.2	mg/kg	5	09/12/16	09/12/16	AFL SW846 6010C ¹	SW846 3050B ³
Vanadium ^a	60.1	11	mg/kg	5	09/12/16	09/12/16	AFL SW846 6010C ¹	SW846 3050B ³
Zinc ^a	51.9	4.4	mg/kg	5	09/12/16	09/12/16	AFL SW846 6010C ¹	SW846 3050B ³

(1) Instrument QC Batch: F:MA13399

(2) Instrument QC Batch: F:MA13400

(3) Prep QC Batch: F:MP30815

(4) Prep QC Batch: F:MP30820

(a) Sample dilution required due to difficult matrix. Analysis performed at SGS Accutest, Orlando FL.

(b) Analysis performed at SGS Accutest, Orlando FL.

RL = Reporting Limit

Report of Analysis

Client Sample ID: E7-5		Date Sampled: 09/06/16
Lab Sample ID: C47015-27		Date Received: 09/08/16
Matrix: SO - Soil		Percent Solids: n/a
Method: SW846 8260B		
Project: Vallico Mall, Wolfe Rd, Cupertino CA		

	File ID	DF	Analyzed	By	Prep Date	Prep Batch	Analytical Batch
Run #1 ^a	C0117976.D	1	09/09/16	AFL	n/a	n/a	F:VC4680
Run #2							

	Initial Weight	Final Volume
Run #1	5.72 g	5.0 ml
Run #2		

VOA 8260 List

CAS No.	Compound	Result	RL	MDL	Units	Q
67-64-1	Acetone	ND	44	8.9	ug/kg	
71-43-2	Benzene	ND	4.4	1.1	ug/kg	
108-86-1	Bromobenzene	ND	4.4	1.1	ug/kg	
74-97-5	Bromochloromethane	ND	4.4	0.97	ug/kg	
75-27-4	Bromodichloromethane	ND	4.4	0.87	ug/kg	
75-25-2	Bromoform	ND	4.4	0.87	ug/kg	
78-93-3	2-Butanone (MEK)	ND	22	7.9	ug/kg	
104-51-8	n-Butylbenzene	ND	4.4	0.87	ug/kg	
135-98-8	sec-Butylbenzene	ND	4.4	0.87	ug/kg	
98-06-6	tert-Butylbenzene	ND	4.4	0.87	ug/kg	
56-23-5	Carbon Tetrachloride	ND	4.4	1.6	ug/kg	
108-90-7	Chlorobenzene	ND	4.4	0.87	ug/kg	
75-00-3	Chloroethane	ND	4.4	1.7	ug/kg	
67-66-3	Chloroform	ND	4.4	1.1	ug/kg	
95-49-8	o-Chlorotoluene	ND	4.4	0.87	ug/kg	
106-43-4	p-Chlorotoluene	ND	4.4	0.87	ug/kg	
124-48-1	Dibromochloromethane	ND	4.4	0.87	ug/kg	
96-12-8	1,2-Dibromo-3-chloropropane	ND	4.4	1.9	ug/kg	
106-93-4	1,2-Dibromoethane	ND	4.4	0.87	ug/kg	
75-71-8	Dichlorodifluoromethane	ND	4.4	2.2	ug/kg	
95-50-1	1,2-Dichlorobenzene	ND	4.4	0.87	ug/kg	
541-73-1	1,3-Dichlorobenzene	ND	4.4	0.87	ug/kg	
106-46-7	1,4-Dichlorobenzene	ND	4.4	0.89	ug/kg	
75-34-3	1,1-Dichloroethane	ND	4.4	1.5	ug/kg	
107-06-2	1,2-Dichloroethane	ND	4.4	0.87	ug/kg	
75-35-4	1,1-Dichloroethylene	ND	4.4	0.87	ug/kg	
156-59-2	cis-1,2-Dichloroethylene	ND	4.4	1.0	ug/kg	
156-60-5	trans-1,2-Dichloroethylene	ND	4.4	1.3	ug/kg	
78-87-5	1,2-Dichloropropane	ND	4.4	1.4	ug/kg	
142-28-9	1,3-Dichloropropane	ND	4.4	0.87	ug/kg	
594-20-7	2,2-Dichloropropane	ND	4.4	0.87	ug/kg	
563-58-6	1,1-Dichloropropene	ND	4.4	1.1	ug/kg	

ND = Not detected MDL = Method Detection Limit

RL = Reporting Limit

E = Indicates value exceeds calibration range

J = Indicates an estimated value

B = Indicates analyte found in associated method blank

N = Indicates presumptive evidence of a compound

Report of Analysis

Client Sample ID:	E7-5	Date Sampled:	09/06/16
Lab Sample ID:	C47015-27	Date Received:	09/08/16
Matrix:	SO - Soil	Percent Solids:	n/a
Method:	SW846 8260B		
Project:	Vallico Mall, Wolfe Rd, Cupertino CA		

VOA 8260 List

CAS No.	Compound	Result	RL	MDL	Units	Q
10061-01-5	cis-1,3-Dichloropropene	ND	4.4	1.7	ug/kg	
10061-02-6	trans-1,3-Dichloropropene	ND	4.4	0.87	ug/kg	
108-20-3	Di-Isopropyl Ether	ND	4.4	1.0	ug/kg	
100-41-4	Ethylbenzene	ND	4.4	0.95	ug/kg	
637-92-3	Ethyl Tert Butyl Ether	ND	4.4	1.1	ug/kg	
87-68-3	Hexachlorobutadiene	ND	4.4	1.9	ug/kg	
591-78-6	2-Hexanone	ND	22	7.6	ug/kg	
98-82-8	Isopropylbenzene	ND	4.4	1.2	ug/kg	
99-87-6	p-Isopropyltoluene	ND	4.4	0.87	ug/kg	
74-83-9	Methyl Bromide	ND	4.4	2.3	ug/kg	
74-87-3	Methyl Chloride	ND	4.4	2.1	ug/kg	
74-95-3	Methylene Bromide	ND	4.4	1.6	ug/kg	
75-09-2	Methylene Chloride ^b	11.6	8.7	3.5	ug/kg	
108-10-1	4-Methyl-2-pentanone (MIBK)	ND	22	9.4	ug/kg	
1634-04-4	Methyl Tert Butyl Ether	ND	4.4	0.97	ug/kg	
91-20-3	Naphthalene	ND	4.4	1.7	ug/kg	
103-65-1	n-Propylbenzene	ND	4.4	1.1	ug/kg	
100-42-5	Styrene	ND	4.4	0.87	ug/kg	
994-05-8	Tert-Amyl Methyl Ether	ND	4.4	1.2	ug/kg	
75-65-0	Tert-Butyl Alcohol	ND	44	12	ug/kg	
630-20-6	1,1,1,2-Tetrachloroethane	ND	4.4	0.98	ug/kg	
79-34-5	1,1,2,2-Tetrachloroethane	ND	4.4	1.9	ug/kg	
127-18-4	Tetrachloroethylene	ND	4.4	1.1	ug/kg	
108-88-3	Toluene	ND	4.4	0.99	ug/kg	
87-61-6	1,2,3-Trichlorobenzene	ND	4.4	1.7	ug/kg	
120-82-1	1,2,4-Trichlorobenzene	ND	4.4	1.3	ug/kg	
71-55-6	1,1,1-Trichloroethane	ND	4.4	0.87	ug/kg	
79-00-5	1,1,2-Trichloroethane	ND	4.4	1.6	ug/kg	
79-01-6	Trichloroethylene	ND	4.4	1.0	ug/kg	
75-69-4	Trichlorofluoromethane	ND	4.4	1.6	ug/kg	
96-18-4	1,2,3-Trichloropropane	ND	4.4	1.4	ug/kg	
95-63-6	1,2,4-Trimethylbenzene	ND	4.4	0.87	ug/kg	
108-67-8	1,3,5-Trimethylbenzene	ND	4.4	0.87	ug/kg	
75-01-4	Vinyl Chloride	ND	4.4	1.5	ug/kg	
1330-20-7	Xylene (total)	ND	13	2.5	ug/kg	

CAS No.	Surrogate Recoveries	Run# 1	Run# 2	Limits
1868-53-7	Dibromofluoromethane	104%		75-124%
17060-07-0	1,2-Dichloroethane-D4	106%		72-135%

ND = Not detected MDL = Method Detection Limit
 RL = Reporting Limit
 E = Indicates value exceeds calibration range

J = Indicates an estimated value
 B = Indicates analyte found in associated method blank
 N = Indicates presumptive evidence of a compound

Report of Analysis

Client Sample ID:	E7-5	Date Sampled:	09/06/16
Lab Sample ID:	C47015-27	Date Received:	09/08/16
Matrix:	SO - Soil	Percent Solids:	n/a
Method:	SW846 8260B		
Project:	Vallico Mall, Wolfe Rd, Cupertino CA		

VOA 8260 List

CAS No.	Surrogate Recoveries	Run# 1	Run# 2	Limits
2037-26-5	Toluene-D8	94%		75-126%
460-00-4	4-Bromofluorobenzene	94%		71-133%

- (a) Soil vials were not received within 48 hours of sampling; results are considered minimum values. Analysis performed at SGS Accutest, Orlando FL.
- (b) Suspected laboratory contaminant.

ND = Not detected MDL = Method Detection Limit
 RL = Reporting Limit
 E = Indicates value exceeds calibration range

J = Indicates an estimated value
 B = Indicates analyte found in associated method blank
 N = Indicates presumptive evidence of a compound

Report of Analysis

Client Sample ID:	E7-5	Date Sampled:	09/06/16
Lab Sample ID:	C47015-27	Date Received:	09/08/16
Matrix:	SO - Soil	Percent Solids:	n/a
Method:	SW846 8270D SW846 3550C		
Project:	Vallico Mall, Wolfe Rd, Cupertino CA		

	File ID	DF	Analyzed	By	Prep Date	Prep Batch	Analytical Batch
Run #1 ^a	X049012.D	1	09/13/16	AFL	09/12/16	F:OP61834	F:SX2121
Run #2							

	Initial Weight	Final Volume
Run #1	30.0 g	1.0 ml
Run #2		

ABN Full List w/o PAHs

CAS No.	Compound	Result	RL	MDL	Units	Q
65-85-0	Benzoic Acid	ND	830	170	ug/kg	
59-50-7	4-Chloro-3-methyl Phenol	ND	170	25	ug/kg	
95-57-8	2-Chlorophenol	ND	170	21	ug/kg	
120-83-2	2,4-Dichlorophenol	ND	170	23	ug/kg	
105-67-9	2,4-Dimethylphenol	ND	170	20	ug/kg	
51-28-5	2,4-Dinitrophenol	ND	830	170	ug/kg	
534-52-1	4,6-Dinitro-o-cresol	ND	330	67	ug/kg	
95-48-7	2-Methylphenol	ND	170	18	ug/kg	
	3&4-Methylphenol	ND	170	39	ug/kg	
88-75-5	2-Nitrophenol	ND	170	21	ug/kg	
100-02-7	4-Nitrophenol	ND	830	130	ug/kg	
87-86-5	Pentachlorophenol	ND	830	130	ug/kg	
108-95-2	Phenol	ND	170	20	ug/kg	
95-95-4	2,4,5-Trichlorophenol	ND	170	18	ug/kg	
88-06-2	2,4,6-Trichlorophenol	ND	170	20	ug/kg	
62-53-3	Aniline	ND	170	33	ug/kg	
92-87-5	Benzidine	ND	1700	330	ug/kg	
100-51-6	Benzyl Alcohol	ND	170	22	ug/kg	
101-55-3	4-Bromophenyl phenyl ether	ND	170	19	ug/kg	
85-68-7	Butyl benzyl phthalate	ND	170	33	ug/kg	
86-74-8	Carbazole	ND	170	19	ug/kg	
106-47-8	4-Chloroaniline	ND	170	23	ug/kg	
111-91-1	bis(2-Chloroethoxy)methane	ND	170	25	ug/kg	
111-44-4	bis(2-Chloroethyl)ether	ND	170	30	ug/kg	
108-60-1	bis(2-Chloroisopropyl)ether	ND	170	24	ug/kg	
91-58-7	2-Chloronaphthalene	ND	170	23	ug/kg	
7005-72-3	4-Chlorophenyl phenyl ether	ND	170	21	ug/kg	
132-64-9	Dibenzofuran	ND	170	21	ug/kg	
95-50-1	1,2-Dichlorobenzene	ND	170	17	ug/kg	
541-73-1	1,3-Dichlorobenzene	ND	170	19	ug/kg	
106-46-7	1,4-Dichlorobenzene	ND	170	20	ug/kg	
91-94-1	3,3'-Dichlorobenzidine	ND	170	18	ug/kg	

ND = Not detected MDL = Method Detection Limit

RL = Reporting Limit

E = Indicates value exceeds calibration range

J = Indicates an estimated value

B = Indicates analyte found in associated method blank

N = Indicates presumptive evidence of a compound

Report of Analysis

Client Sample ID: E7-5		Date Sampled: 09/06/16
Lab Sample ID: C47015-27		Date Received: 09/08/16
Matrix: SO - Soil		Percent Solids: n/a
Method: SW846 8270D SW846 3550C		
Project: Vallico Mall, Wolfe Rd, Cupertino CA		

ABN Full List w/o PAHs

CAS No.	Compound	Result	RL	MDL	Units	Q
84-66-2	Diethyl Phthalate	ND	330	33	ug/kg	
131-11-3	Dimethyl Phthalate	ND	170	33	ug/kg	
117-84-0	Di-n-octyl Phthalate	ND	170	33	ug/kg	
84-74-2	Di-n-butyl Phthalate	ND	330	67	ug/kg	
121-14-2	2,4-Dinitrotoluene	ND	170	17	ug/kg	
606-20-2	2,6-Dinitrotoluene	ND	170	21	ug/kg	
122-66-7	1,2-Diphenylhydrazine	ND	170	28	ug/kg	
117-81-7	bis(2-Ethylhexyl)phthalate	ND	330	33	ug/kg	
118-74-1	Hexachlorobenzene	ND	170	21	ug/kg	
87-68-3	Hexachlorobutadiene	ND	170	19	ug/kg	
77-47-4	Hexachlorocyclopentadiene	ND	170	33	ug/kg	
67-72-1	Hexachloroethane	ND	170	19	ug/kg	
78-59-1	Isophorone	ND	170	17	ug/kg	
88-74-4	2-Nitroaniline	ND	170	28	ug/kg	
99-09-2	3-Nitroaniline	ND	170	28	ug/kg	
100-01-6	4-Nitroaniline	ND	170	28	ug/kg	
98-95-3	Nitrobenzene	ND	170	22	ug/kg	
62-75-9	N-Nitrosodimethylamine	ND	170	40	ug/kg	
621-64-7	N-Nitrosodi-n-propylamine	ND	170	18	ug/kg	
86-30-6	N-Nitrosodiphenylamine	ND	170	32	ug/kg	
110-86-1	Pyridine	ND	330	33	ug/kg	
120-82-1	1,2,4-Trichlorobenzene	ND	170	20	ug/kg	

CAS No.	Surrogate Recoveries	Run# 1	Run# 2	Limits
367-12-4	2-Fluorophenol	59%		40-102%
4165-62-2	Phenol-d5	67%		41-100%
118-79-6	2,4,6-Tribromophenol	97%		42-108%
4165-60-0	Nitrobenzene-d5	63%		40-105%
321-60-8	2-Fluorobiphenyl	69%		43-107%
1718-51-0	Terphenyl-d14	79%		45-119%

(a) Analysis performed at SGS Accutest, Orlando FL.

ND = Not detected MDL = Method Detection Limit
 RL = Reporting Limit
 E = Indicates value exceeds calibration range

J = Indicates an estimated value
 B = Indicates analyte found in associated method blank
 N = Indicates presumptive evidence of a compound

Report of Analysis

Client Sample ID: E7-5		Date Sampled: 09/06/16
Lab Sample ID: C47015-27		Date Received: 09/08/16
Matrix: SO - Soil		Percent Solids: n/a
Method: SW846 8270D BY SIM SW846 3546		
Project: Vallico Mall, Wolfe Rd, Cupertino CA		

	File ID	DF	Analyzed	By	Prep Date	Prep Batch	Analytical Batch
Run #1 ^a	W094951.D	1	09/13/16	AFL	09/12/16	F:OP61828	F:SW4253
Run #2							

	Initial Weight	Final Volume
Run #1	14.8 g	1.0 ml
Run #2		

BN PAH List

CAS No.	Compound	Result	RL	MDL	Units	Q
83-32-9	Acenaphthene	ND	68	27	ug/kg	
208-96-8	Acenaphthylene	ND	68	27	ug/kg	
120-12-7	Anthracene	ND	68	17	ug/kg	
56-55-3	Benzo(a)anthracene	ND	14	3.4	ug/kg	
50-32-8	Benzo(a)pyrene	ND	14	3.4	ug/kg	
205-99-2	Benzo(b)fluoranthene	ND	14	3.4	ug/kg	
191-24-2	Benzo(g,h,i)perylene	ND	14	3.4	ug/kg	
207-08-9	Benzo(k)fluoranthene	ND	14	3.4	ug/kg	
218-01-9	Chrysene	ND	14	3.4	ug/kg	
53-70-3	Dibenzo(a,h)anthracene	ND	14	3.4	ug/kg	
206-44-0	Fluoranthene	ND	68	17	ug/kg	
86-73-7	Fluorene	ND	68	27	ug/kg	
193-39-5	Indeno(1,2,3-cd)pyrene	ND	14	3.4	ug/kg	
90-12-0	1-Methylnaphthalene	ND	68	27	ug/kg	
91-57-6	2-Methylnaphthalene	ND	68	27	ug/kg	
91-20-3	Naphthalene	ND	68	27	ug/kg	
85-01-8	Phenanthrene	ND	68	17	ug/kg	
129-00-0	Pyrene	ND	68	17	ug/kg	

CAS No.	Surrogate Recoveries	Run# 1	Run# 2	Limits
4165-60-0	Nitrobenzene-d5	82%		40-105%
321-60-8	2-Fluorobiphenyl	80%		43-107%
1718-51-0	Terphenyl-d14	97%		45-119%

(a) Analysis performed at SGS Accutest, Orlando FL.

ND = Not detected MDL = Method Detection Limit
 RL = Reporting Limit
 E = Indicates value exceeds calibration range

J = Indicates an estimated value
 B = Indicates analyte found in associated method blank
 N = Indicates presumptive evidence of a compound

Report of Analysis

Client Sample ID: E7-5	Date Sampled: 09/06/16
Lab Sample ID: C47015-27	Date Received: 09/08/16
Matrix: SO - Soil	Percent Solids: n/a
Method: SW846 8015C	
Project: Vallico Mall, Wolfe Rd, Cupertino CA	

	File ID	DF	Analyzed	By	Prep Date	Prep Batch	Analytical Batch
Run #1 ^a	UV075795.D	1	09/13/16	AFL	n/a	n/a	F:GUV4035
Run #2							

	Initial Weight	Final Volume	Methanol Aliquot
Run #1	5.29 g	5.0 ml	100 ul
Run #2			

CAS No.	Compound	Result	RL	MDL	Units	Q
	TPH-GRO (C6-C10)	ND	4.7	2.4	mg/kg	

CAS No.	Surrogate Recoveries	Run# 1	Run# 2	Limits
460-00-4	4-Bromofluorobenzene	95%		56-149%
98-08-8	aaa-Trifluorotoluene	95%		66-132%

(a) Soil vials were not preserved within 48 hours of sampling; results are considered minimum values. Analysis performed at SGS Accutest, Orlando FL.

ND = Not detected MDL = Method Detection Limit J = Indicates an estimated value
 RL = Reporting Limit B = Indicates analyte found in associated method blank
 E = Indicates value exceeds calibration range N = Indicates presumptive evidence of a compound

Report of Analysis

Client Sample ID: E7-5		Date Sampled: 09/06/16
Lab Sample ID: C47015-27		Date Received: 09/08/16
Matrix: SO - Soil		Percent Solids: n/a
Method: SW846 8081B SW846 3546		
Project: Vallico Mall, Wolfe Rd, Cupertino CA		

	File ID	DF	Analyzed	By	Prep Date	Prep Batch	Analytical Batch
Run #1 ^a	TT379363.D	1	09/14/16	AFL	09/12/16	F:OP61829	F:GTT1861
Run #2							

	Initial Weight	Final Volume
Run #1	15.0 g	5.0 ml
Run #2		

Pesticide PPL List

CAS No.	Compound	Result	RL	MDL	Units	Q
309-00-2	Aldrin ^b	ND	1.7	0.51	ug/kg	
319-84-6	alpha-BHC ^b	ND	1.7	0.51	ug/kg	
319-85-7	beta-BHC ^b	ND	1.7	0.51	ug/kg	
319-86-8	delta-BHC ^b	ND	1.7	0.49	ug/kg	
58-89-9	gamma-BHC (Lindane) ^b	ND	1.7	0.51	ug/kg	
12789-03-6	Chlordane	ND	17	6.7	ug/kg	
60-57-1	Dieldrin	ND	1.7	0.63	ug/kg	
72-54-8	4,4' -DDD	ND	3.3	0.57	ug/kg	
72-55-9	4,4' -DDE	ND	3.3	0.54	ug/kg	
50-29-3	4,4' -DDT	ND	3.3	0.65	ug/kg	
72-20-8	Endrin	ND	3.3	0.62	ug/kg	
1031-07-8	Endosulfan sulfate	ND	3.3	0.62	ug/kg	
7421-93-4	Endrin aldehyde	ND	3.3	0.62	ug/kg	
959-98-8	Endosulfan-I ^b	ND	1.7	0.49	ug/kg	
33213-65-9	Endosulfan-II	ND	1.7	0.62	ug/kg	
76-44-8	Heptachlor ^b	ND	1.7	0.57	ug/kg	
1024-57-3	Heptachlor epoxide ^b	ND	1.7	0.58	ug/kg	
72-43-5	Methoxychlor	ND	3.3	0.86	ug/kg	
8001-35-2	Toxaphene	ND	83	33	ug/kg	

CAS No.	Surrogate Recoveries	Run# 1	Run# 2	Limits
877-09-8	Tetrachloro-m-xylene	92%		50-122%
2051-24-3	Decachlorobiphenyl	73%		50-133%

(a) Analysis performed at SGS Accutest, Orlando FL.

(b) Associated CCV outside control limits.

ND = Not detected MDL = Method Detection Limit
 RL = Reporting Limit
 E = Indicates value exceeds calibration range

J = Indicates an estimated value
 B = Indicates analyte found in associated method blank
 N = Indicates presumptive evidence of a compound

Report of Analysis

Client Sample ID: E7-5	Date Sampled: 09/06/16
Lab Sample ID: C47015-27	Date Received: 09/08/16
Matrix: SO - Soil	Percent Solids: n/a
Method: SW846 8082A SW846 3546	
Project: Vallico Mall, Wolfe Rd, Cupertino CA	

	File ID	DF	Analyzed	By	Prep Date	Prep Batch	Analytical Batch
Run #1 ^a	ST138390.D	1	09/13/16	AFL	09/12/16	F:OP61830	F:GST3293
Run #2							

	Initial Weight	Final Volume
Run #1	15.0 g	5.0 ml
Run #2		

PCB List

CAS No.	Compound	Result	RL	MDL	Units	Q
12674-11-2	Aroclor 1016	ND	17	6.7	ug/kg	
11104-28-2	Aroclor 1221	ND	17	8.5	ug/kg	
11141-16-5	Aroclor 1232	ND	17	8.3	ug/kg	
53469-21-9	Aroclor 1242	ND	17	6.7	ug/kg	
12672-29-6	Aroclor 1248	ND	17	6.7	ug/kg	
11097-69-1	Aroclor 1254	ND	17	8.0	ug/kg	
11096-82-5	Aroclor 1260	ND	17	6.7	ug/kg	

CAS No.	Surrogate Recoveries	Run# 1	Run# 2	Limits
877-09-8	Tetrachloro-m-xylene	87%		44-126%
2051-24-3	Decachlorobiphenyl	97%		41-145%

(a) Analysis performed at SGS Accutest, Orlando FL.

ND = Not detected MDL = Method Detection Limit
 RL = Reporting Limit
 E = Indicates value exceeds calibration range

J = Indicates an estimated value
 B = Indicates analyte found in associated method blank
 N = Indicates presumptive evidence of a compound

Report of Analysis

Client Sample ID: E7-5	Date Sampled: 09/06/16
Lab Sample ID: C47015-27	Date Received: 09/08/16
Matrix: SO - Soil	Percent Solids: n/a
Method: SW846 8015C SW846 3550C	
Project: Vallico Mall, Wolfe Rd, Cupertino CA	

	File ID	DF	Analyzed	By	Prep Date	Prep Batch	Analytical Batch
Run #1 ^a	JR002677.D	1	09/15/16	AFL	09/12/16	F:OP61833	F:GJR98
Run #2							

	Initial Weight	Final Volume
Run #1	20.2 g	1.0 ml
Run #2		

TPH Extractable

CAS No.	Compound	Result	RL	MDL	Units	Q
	TPH (C10-C28)	ND	5.0	2.5	mg/kg	
	TPH (> C28-C40)	ND	5.0	2.5	mg/kg	

CAS No.	Surrogate Recoveries	Run# 1	Run# 2	Limits
84-15-1	o-Terphenyl	81%		56-122%

(a) Analysis performed at SGS Accutest, Orlando FL.

ND = Not detected	MDL = Method Detection Limit	J = Indicates an estimated value
RL = Reporting Limit		B = Indicates analyte found in associated method blank
E = Indicates value exceeds calibration range		N = Indicates presumptive evidence of a compound

Report of Analysis

Client Sample ID: E7-5	Date Sampled: 09/06/16
Lab Sample ID: C47015-27	Date Received: 09/08/16
Matrix: SO - Soil	Percent Solids: n/a
Project: Vallico Mall, Wolfe Rd, Cupertino CA	

Metals Analysis

Analyte	Result	RL	Units	DF	Prep	Analyzed By	Method	Prep Method
Antimony ^a	< 4.2	4.2	mg/kg	5	09/12/16	09/12/16	AFL SW846 6010C ¹	SW846 3050B ³
Arsenic ^a	4.2	2.1	mg/kg	5	09/12/16	09/12/16	AFL SW846 6010C ¹	SW846 3050B ³
Barium ^a	115	42	mg/kg	5	09/12/16	09/12/16	AFL SW846 6010C ¹	SW846 3050B ³
Beryllium ^a	< 1.1	1.1	mg/kg	5	09/12/16	09/12/16	AFL SW846 6010C ¹	SW846 3050B ³
Cadmium ^a	< 0.84	0.84	mg/kg	5	09/12/16	09/12/16	AFL SW846 6010C ¹	SW846 3050B ³
Chromium ^a	56.7	2.1	mg/kg	5	09/12/16	09/12/16	AFL SW846 6010C ¹	SW846 3050B ³
Cobalt ^a	11.4	11	mg/kg	5	09/12/16	09/12/16	AFL SW846 6010C ¹	SW846 3050B ³
Copper ^a	31.1	5.3	mg/kg	5	09/12/16	09/12/16	AFL SW846 6010C ¹	SW846 3050B ³
Lead ^a	8.5	4.2	mg/kg	5	09/12/16	09/12/16	AFL SW846 6010C ¹	SW846 3050B ³
Mercury ^b	0.12	0.039	mg/kg	1	09/13/16	09/13/16	AFL SW846 7471B ²	SW846 7471B ⁴
Molybdenum ^a	< 11	11	mg/kg	5	09/12/16	09/12/16	AFL SW846 6010C ¹	SW846 3050B ³
Nickel ^a	68.4	8.4	mg/kg	5	09/12/16	09/12/16	AFL SW846 6010C ¹	SW846 3050B ³
Selenium ^a	< 4.2	4.2	mg/kg	5	09/12/16	09/12/16	AFL SW846 6010C ¹	SW846 3050B ³
Silver ^a	< 2.1	2.1	mg/kg	5	09/12/16	09/12/16	AFL SW846 6010C ¹	SW846 3050B ³
Thallium ^a	< 2.1	2.1	mg/kg	5	09/12/16	09/12/16	AFL SW846 6010C ¹	SW846 3050B ³
Vanadium ^a	46.4	11	mg/kg	5	09/12/16	09/12/16	AFL SW846 6010C ¹	SW846 3050B ³
Zinc ^a	52.7	4.2	mg/kg	5	09/12/16	09/12/16	AFL SW846 6010C ¹	SW846 3050B ³

(1) Instrument QC Batch: F:MA13399

(2) Instrument QC Batch: F:MA13400

(3) Prep QC Batch: F:MP30815

(4) Prep QC Batch: F:MP30820

(a) Sample dilution required due to difficult matrix. Analysis performed at SGS Accutest, Orlando FL.

(b) Analysis performed at SGS Accutest, Orlando FL.

RL = Reporting Limit

Report of Analysis

Client Sample ID: E8-1		Date Sampled: 09/06/16
Lab Sample ID: C47015-28		Date Received: 09/08/16
Matrix: SO - Soil		Percent Solids: n/a
Method: SW846 8260B		
Project: Vallico Mall, Wolfe Rd, Cupertino CA		

	File ID	DF	Analyzed	By	Prep Date	Prep Batch	Analytical Batch
Run #1 ^a	F0079446.D	1	09/09/16	AFL	n/a	n/a	F:VF2730
Run #2							

	Initial Weight	Final Volume
Run #1	6.40 g	5.0 ml
Run #2		

VOA 8260 List

CAS No.	Compound	Result	RL	MDL	Units	Q
67-64-1	Acetone	ND	39	8.0	ug/kg	
71-43-2	Benzene	ND	3.9	0.98	ug/kg	
108-86-1	Bromobenzene	ND	3.9	0.95	ug/kg	
74-97-5	Bromochloromethane	ND	3.9	0.87	ug/kg	
75-27-4	Bromodichloromethane	ND	3.9	0.78	ug/kg	
75-25-2	Bromoform	ND	3.9	0.78	ug/kg	
78-93-3	2-Butanone (MEK)	ND	20	7.1	ug/kg	
104-51-8	n-Butylbenzene	ND	3.9	0.78	ug/kg	
135-98-8	sec-Butylbenzene	ND	3.9	0.78	ug/kg	
98-06-6	tert-Butylbenzene	ND	3.9	0.78	ug/kg	
56-23-5	Carbon Tetrachloride	ND	3.9	1.4	ug/kg	
108-90-7	Chlorobenzene	ND	3.9	0.78	ug/kg	
75-00-3	Chloroethane	ND	3.9	1.6	ug/kg	
67-66-3	Chloroform	ND	3.9	0.95	ug/kg	
95-49-8	o-Chlorotoluene	ND	3.9	0.78	ug/kg	
106-43-4	p-Chlorotoluene	ND	3.9	0.78	ug/kg	
124-48-1	Dibromochloromethane	ND	3.9	0.78	ug/kg	
96-12-8	1,2-Dibromo-3-chloropropane	ND	3.9	1.7	ug/kg	
106-93-4	1,2-Dibromoethane	ND	3.9	0.78	ug/kg	
75-71-8	Dichlorodifluoromethane	ND	3.9	1.9	ug/kg	
95-50-1	1,2-Dichlorobenzene	ND	3.9	0.78	ug/kg	
541-73-1	1,3-Dichlorobenzene	ND	3.9	0.78	ug/kg	
106-46-7	1,4-Dichlorobenzene	ND	3.9	0.80	ug/kg	
75-34-3	1,1-Dichloroethane	ND	3.9	1.3	ug/kg	
107-06-2	1,2-Dichloroethane	ND	3.9	0.78	ug/kg	
75-35-4	1,1-Dichloroethylene	ND	3.9	0.78	ug/kg	
156-59-2	cis-1,2-Dichloroethylene	ND	3.9	0.94	ug/kg	
156-60-5	trans-1,2-Dichloroethylene	ND	3.9	1.2	ug/kg	
78-87-5	1,2-Dichloropropane	ND	3.9	1.2	ug/kg	
142-28-9	1,3-Dichloropropane	ND	3.9	0.78	ug/kg	
594-20-7	2,2-Dichloropropane	ND	3.9	0.78	ug/kg	
563-58-6	1,1-Dichloropropene	ND	3.9	1.0	ug/kg	

ND = Not detected MDL = Method Detection Limit

RL = Reporting Limit

E = Indicates value exceeds calibration range

J = Indicates an estimated value

B = Indicates analyte found in associated method blank

N = Indicates presumptive evidence of a compound

Report of Analysis

Client Sample ID: E8-1	
Lab Sample ID: C47015-28	Date Sampled: 09/06/16
Matrix: SO - Soil	Date Received: 09/08/16
Method: SW846 8260B	Percent Solids: n/a
Project: Vallico Mall, Wolfe Rd, Cupertino CA	

VOA 8260 List

CAS No.	Compound	Result	RL	MDL	Units	Q
10061-01-5	cis-1,3-Dichloropropene	ND	3.9	1.5	ug/kg	
10061-02-6	trans-1,3-Dichloropropene	ND	3.9	0.78	ug/kg	
108-20-3	Di-Isopropyl Ether	ND	3.9	0.93	ug/kg	
100-41-4	Ethylbenzene	ND	3.9	0.85	ug/kg	
637-92-3	Ethyl Tert Butyl Ether	ND	3.9	1.0	ug/kg	
87-68-3	Hexachlorobutadiene	ND	3.9	1.7	ug/kg	
591-78-6	2-Hexanone	ND	20	6.8	ug/kg	
98-82-8	Isopropylbenzene	ND	3.9	1.1	ug/kg	
99-87-6	p-Isopropyltoluene	ND	3.9	0.78	ug/kg	
74-83-9	Methyl Bromide	ND	3.9	2.0	ug/kg	
74-87-3	Methyl Chloride	ND	3.9	1.9	ug/kg	
74-95-3	Methylene Bromide	ND	3.9	1.4	ug/kg	
75-09-2	Methylene Chloride ^b	10.2	7.8	3.1	ug/kg	
108-10-1	4-Methyl-2-pentanone (MIBK)	ND	20	8.4	ug/kg	
1634-04-4	Methyl Tert Butyl Ether	ND	3.9	0.87	ug/kg	
91-20-3	Naphthalene	ND	3.9	1.6	ug/kg	
103-65-1	n-Propylbenzene	ND	3.9	0.97	ug/kg	
100-42-5	Styrene	ND	3.9	0.78	ug/kg	
994-05-8	Tert-Amyl Methyl Ether	ND	3.9	1.1	ug/kg	
75-65-0	Tert-Butyl Alcohol	ND	39	11	ug/kg	
630-20-6	1,1,1,2-Tetrachloroethane	ND	3.9	0.88	ug/kg	
79-34-5	1,1,2,2-Tetrachloroethane	ND	3.9	1.7	ug/kg	
127-18-4	Tetrachloroethylene	ND	3.9	1.0	ug/kg	
108-88-3	Toluene	ND	3.9	0.88	ug/kg	
87-61-6	1,2,3-Trichlorobenzene	ND	3.9	1.5	ug/kg	
120-82-1	1,2,4-Trichlorobenzene	ND	3.9	1.2	ug/kg	
71-55-6	1,1,1-Trichloroethane	ND	3.9	0.78	ug/kg	
79-00-5	1,1,2-Trichloroethane	ND	3.9	1.4	ug/kg	
79-01-6	Trichloroethylene	ND	3.9	0.91	ug/kg	
75-69-4	Trichlorofluoromethane	ND	3.9	1.5	ug/kg	
96-18-4	1,2,3-Trichloropropane	ND	3.9	1.3	ug/kg	
95-63-6	1,2,4-Trimethylbenzene	ND	3.9	0.78	ug/kg	
108-67-8	1,3,5-Trimethylbenzene	ND	3.9	0.78	ug/kg	
75-01-4	Vinyl Chloride	ND	3.9	1.3	ug/kg	
1330-20-7	Xylene (total)	ND	12	2.2	ug/kg	

CAS No.	Surrogate Recoveries	Run# 1	Run# 2	Limits
1868-53-7	Dibromofluoromethane	116%		75-124%
17060-07-0	1,2-Dichloroethane-D4	117%		72-135%

ND = Not detected MDL = Method Detection Limit
 RL = Reporting Limit
 E = Indicates value exceeds calibration range

J = Indicates an estimated value
 B = Indicates analyte found in associated method blank
 N = Indicates presumptive evidence of a compound

Report of Analysis

Client Sample ID: E8-1	Date Sampled: 09/06/16
Lab Sample ID: C47015-28	Date Received: 09/08/16
Matrix: SO - Soil	Percent Solids: n/a
Method: SW846 8260B	
Project: Vallico Mall, Wolfe Rd, Cupertino CA	

VOA 8260 List

CAS No.	Surrogate Recoveries	Run# 1	Run# 2	Limits
2037-26-5	Toluene-D8	94%		75-126%
460-00-4	4-Bromofluorobenzene	95%		71-133%

- (a) Soil vials were not received within 48 hours of sampling; results are considered minimum values. Analysis performed at SGS Accutest, Orlando FL.
- (b) Suspected laboratory contaminant.

ND = Not detected MDL = Method Detection Limit
 RL = Reporting Limit
 E = Indicates value exceeds calibration range

J = Indicates an estimated value
 B = Indicates analyte found in associated method blank
 N = Indicates presumptive evidence of a compound

Report of Analysis

Client Sample ID: E8-1		Date Sampled: 09/06/16
Lab Sample ID: C47015-28		Date Received: 09/08/16
Matrix: SO - Soil		Percent Solids: n/a
Method: SW846 8270D SW846 3550C		
Project: Vallico Mall, Wolfe Rd, Cupertino CA		

	File ID	DF	Analyzed	By	Prep Date	Prep Batch	Analytical Batch
Run #1 ^a	X049013.D	1	09/13/16	AFL	09/12/16	F:OP61834	F:SX2121
Run #2							

	Initial Weight	Final Volume
Run #1	30.0 g	1.0 ml
Run #2		

ABN Full List w/o PAHs

CAS No.	Compound	Result	RL	MDL	Units	Q
65-85-0	Benzoic Acid	ND	830	170	ug/kg	
59-50-7	4-Chloro-3-methyl Phenol	ND	170	25	ug/kg	
95-57-8	2-Chlorophenol	ND	170	21	ug/kg	
120-83-2	2,4-Dichlorophenol	ND	170	23	ug/kg	
105-67-9	2,4-Dimethylphenol	ND	170	20	ug/kg	
51-28-5	2,4-Dinitrophenol	ND	830	170	ug/kg	
534-52-1	4,6-Dinitro-o-cresol	ND	330	67	ug/kg	
95-48-7	2-Methylphenol	ND	170	18	ug/kg	
	3&4-Methylphenol	ND	170	39	ug/kg	
88-75-5	2-Nitrophenol	ND	170	21	ug/kg	
100-02-7	4-Nitrophenol	ND	830	130	ug/kg	
87-86-5	Pentachlorophenol	ND	830	130	ug/kg	
108-95-2	Phenol	ND	170	20	ug/kg	
95-95-4	2,4,5-Trichlorophenol	ND	170	18	ug/kg	
88-06-2	2,4,6-Trichlorophenol	ND	170	20	ug/kg	
62-53-3	Aniline	ND	170	33	ug/kg	
92-87-5	Benzidine	ND	1700	330	ug/kg	
100-51-6	Benzyl Alcohol	ND	170	22	ug/kg	
101-55-3	4-Bromophenyl phenyl ether	ND	170	19	ug/kg	
85-68-7	Butyl benzyl phthalate	ND	170	33	ug/kg	
86-74-8	Carbazole	ND	170	19	ug/kg	
106-47-8	4-Chloroaniline	ND	170	23	ug/kg	
111-91-1	bis(2-Chloroethoxy)methane	ND	170	25	ug/kg	
111-44-4	bis(2-Chloroethyl)ether	ND	170	30	ug/kg	
108-60-1	bis(2-Chloroisopropyl)ether	ND	170	24	ug/kg	
91-58-7	2-Chloronaphthalene	ND	170	23	ug/kg	
7005-72-3	4-Chlorophenyl phenyl ether	ND	170	21	ug/kg	
132-64-9	Dibenzofuran	ND	170	21	ug/kg	
95-50-1	1,2-Dichlorobenzene	ND	170	17	ug/kg	
541-73-1	1,3-Dichlorobenzene	ND	170	19	ug/kg	
106-46-7	1,4-Dichlorobenzene	ND	170	20	ug/kg	
91-94-1	3,3'-Dichlorobenzidine	ND	170	18	ug/kg	

ND = Not detected MDL = Method Detection Limit

RL = Reporting Limit

E = Indicates value exceeds calibration range

J = Indicates an estimated value

B = Indicates analyte found in associated method blank

N = Indicates presumptive evidence of a compound

Report of Analysis

Client Sample ID: E8-1		Date Sampled: 09/06/16
Lab Sample ID: C47015-28		Date Received: 09/08/16
Matrix: SO - Soil		Percent Solids: n/a
Method: SW846 8270D SW846 3550C		
Project: Vallico Mall, Wolfe Rd, Cupertino CA		

ABN Full List w/o PAHs

CAS No.	Compound	Result	RL	MDL	Units	Q
84-66-2	Diethyl Phthalate	ND	330	33	ug/kg	
131-11-3	Dimethyl Phthalate	ND	170	33	ug/kg	
117-84-0	Di-n-octyl Phthalate	ND	170	33	ug/kg	
84-74-2	Di-n-butyl Phthalate	ND	330	67	ug/kg	
121-14-2	2,4-Dinitrotoluene	ND	170	17	ug/kg	
606-20-2	2,6-Dinitrotoluene	ND	170	21	ug/kg	
122-66-7	1,2-Diphenylhydrazine	ND	170	28	ug/kg	
117-81-7	bis(2-Ethylhexyl)phthalate	ND	330	33	ug/kg	
118-74-1	Hexachlorobenzene	ND	170	21	ug/kg	
87-68-3	Hexachlorobutadiene	ND	170	19	ug/kg	
77-47-4	Hexachlorocyclopentadiene	ND	170	33	ug/kg	
67-72-1	Hexachloroethane	ND	170	19	ug/kg	
78-59-1	Isophorone	ND	170	17	ug/kg	
88-74-4	2-Nitroaniline	ND	170	28	ug/kg	
99-09-2	3-Nitroaniline	ND	170	28	ug/kg	
100-01-6	4-Nitroaniline	ND	170	28	ug/kg	
98-95-3	Nitrobenzene	ND	170	22	ug/kg	
62-75-9	N-Nitrosodimethylamine	ND	170	40	ug/kg	
621-64-7	N-Nitrosodi-n-propylamine	ND	170	18	ug/kg	
86-30-6	N-Nitrosodiphenylamine	ND	170	32	ug/kg	
110-86-1	Pyridine	ND	330	33	ug/kg	
120-82-1	1,2,4-Trichlorobenzene	ND	170	20	ug/kg	

CAS No.	Surrogate Recoveries	Run# 1	Run# 2	Limits
367-12-4	2-Fluorophenol	62%		40-102%
4165-62-2	Phenol-d5	69%		41-100%
118-79-6	2,4,6-Tribromophenol	95%		42-108%
4165-60-0	Nitrobenzene-d5	63%		40-105%
321-60-8	2-Fluorobiphenyl	69%		43-107%
1718-51-0	Terphenyl-d14	78%		45-119%

(a) Analysis performed at SGS Accutest, Orlando FL.

ND = Not detected MDL = Method Detection Limit
 RL = Reporting Limit
 E = Indicates value exceeds calibration range

J = Indicates an estimated value
 B = Indicates analyte found in associated method blank
 N = Indicates presumptive evidence of a compound

Report of Analysis

Client Sample ID: E8-1		Date Sampled: 09/06/16
Lab Sample ID: C47015-28		Date Received: 09/08/16
Matrix: SO - Soil		Percent Solids: n/a
Method: SW846 8270D BY SIM SW846 3546		
Project: Vallico Mall, Wolfe Rd, Cupertino CA		

	File ID	DF	Analyzed	By	Prep Date	Prep Batch	Analytical Batch
Run #1 ^a	W094952.D	1	09/13/16	AFL	09/12/16	F:OP61828	F:SW4253
Run #2							

	Initial Weight	Final Volume
Run #1	15.2 g	1.0 ml
Run #2		

BN PAH List

CAS No.	Compound	Result	RL	MDL	Units	Q
83-32-9	Acenaphthene	ND	66	26	ug/kg	
208-96-8	Acenaphthylene	ND	66	26	ug/kg	
120-12-7	Anthracene	ND	66	16	ug/kg	
56-55-3	Benzo(a)anthracene	ND	13	3.3	ug/kg	
50-32-8	Benzo(a)pyrene	ND	13	3.3	ug/kg	
205-99-2	Benzo(b)fluoranthene	ND	13	3.3	ug/kg	
191-24-2	Benzo(g,h,i)perylene	ND	13	3.3	ug/kg	
207-08-9	Benzo(k)fluoranthene	ND	13	3.3	ug/kg	
218-01-9	Chrysene	ND	13	3.3	ug/kg	
53-70-3	Dibenzo(a,h)anthracene	ND	13	3.3	ug/kg	
206-44-0	Fluoranthene	ND	66	16	ug/kg	
86-73-7	Fluorene	ND	66	26	ug/kg	
193-39-5	Indeno(1,2,3-cd)pyrene	ND	13	3.3	ug/kg	
90-12-0	1-Methylnaphthalene	ND	66	26	ug/kg	
91-57-6	2-Methylnaphthalene	ND	66	26	ug/kg	
91-20-3	Naphthalene	ND	66	26	ug/kg	
85-01-8	Phenanthrene	ND	66	16	ug/kg	
129-00-0	Pyrene	ND	66	16	ug/kg	

CAS No.	Surrogate Recoveries	Run# 1	Run# 2	Limits
4165-60-0	Nitrobenzene-d5	73%		40-105%
321-60-8	2-Fluorobiphenyl	74%		43-107%
1718-51-0	Terphenyl-d14	79%		45-119%

(a) Analysis performed at SGS Accutest, Orlando FL.

ND = Not detected MDL = Method Detection Limit
 RL = Reporting Limit
 E = Indicates value exceeds calibration range

J = Indicates an estimated value
 B = Indicates analyte found in associated method blank
 N = Indicates presumptive evidence of a compound

Report of Analysis

Client Sample ID: E8-1	Date Sampled: 09/06/16
Lab Sample ID: C47015-28	Date Received: 09/08/16
Matrix: SO - Soil	Percent Solids: n/a
Method: SW846 8015C	
Project: Vallico Mall, Wolfe Rd, Cupertino CA	

	File ID	DF	Analyzed	By	Prep Date	Prep Batch	Analytical Batch
Run #1 ^a	UV075796.D	1	09/13/16	AFL	n/a	n/a	F:GUV4035
Run #2							

	Initial Weight	Final Volume	Methanol Aliquot
Run #1	6.49 g	5.0 ml	100 ul
Run #2			

CAS No.	Compound	Result	RL	MDL	Units	Q
	TPH-GRO (C6-C10)	ND	3.9	1.9	mg/kg	

CAS No.	Surrogate Recoveries	Run# 1	Run# 2	Limits
460-00-4	4-Bromofluorobenzene	94%		56-149%
98-08-8	aaa-Trifluorotoluene	95%		66-132%

(a) Soil vials were not preserved within 48 hours of sampling; results are considered minimum values. Analysis performed at SGS Accutest, Orlando FL.

ND = Not detected MDL = Method Detection Limit

RL = Reporting Limit

E = Indicates value exceeds calibration range

J = Indicates an estimated value

B = Indicates analyte found in associated method blank

N = Indicates presumptive evidence of a compound

Report of Analysis

Client Sample ID: E8-1		Date Sampled: 09/06/16
Lab Sample ID: C47015-28		Date Received: 09/08/16
Matrix: SO - Soil		Percent Solids: n/a
Method: SW846 8081B SW846 3546		
Project: Vallico Mall, Wolfe Rd, Cupertino CA		

	File ID	DF	Analyzed	By	Prep Date	Prep Batch	Analytical Batch
Run #1 ^a	TT379396.D	1	09/15/16	AFL	09/12/16	F:OP61829	F:GTT1862
Run #2							

	Initial Weight	Final Volume
Run #1	15.4 g	5.0 ml
Run #2		

Pesticide PPL List

CAS No.	Compound	Result	RL	MDL	Units	Q
309-00-2	Aldrin	ND	1.6	0.49	ug/kg	
319-84-6	alpha-BHC	ND	1.6	0.50	ug/kg	
319-85-7	beta-BHC	ND	1.6	0.50	ug/kg	
319-86-8	delta-BHC	ND	1.6	0.47	ug/kg	
58-89-9	gamma-BHC (Lindane)	ND	1.6	0.50	ug/kg	
12789-03-6	Chlordane	ND	16	6.5	ug/kg	
60-57-1	Dieldrin	ND	1.6	0.61	ug/kg	
72-54-8	4,4'-DDD	ND	3.2	0.56	ug/kg	
72-55-9	4,4'-DDE ^b	0.63	3.2	0.52	ug/kg	J
50-29-3	4,4'-DDT	1.2	3.2	0.64	ug/kg	J
72-20-8	Endrin	ND	3.2	0.60	ug/kg	
1031-07-8	Endosulfan sulfate	ND	3.2	0.61	ug/kg	
7421-93-4	Endrin aldehyde	ND	3.2	0.60	ug/kg	
959-98-8	Endosulfan-I	ND	1.6	0.47	ug/kg	
33213-65-9	Endosulfan-II	ND	1.6	0.60	ug/kg	
76-44-8	Heptachlor	ND	1.6	0.55	ug/kg	
1024-57-3	Heptachlor epoxide	ND	1.6	0.57	ug/kg	
72-43-5	Methoxychlor	ND	3.2	0.83	ug/kg	
8001-35-2	Toxaphene	ND	81	32	ug/kg	

CAS No.	Surrogate Recoveries	Run# 1	Run# 2	Limits
877-09-8	Tetrachloro-m-xylene	94%		50-122%
2051-24-3	Decachlorobiphenyl	68%		50-133%

(a) All hits confirmed by dual column analysis. Analysis performed at SGS Accutest, Orlando FL.

(b) Primary and confirmation results differ by more than 40%. Lower value reported due to possible coelution.

ND = Not detected MDL = Method Detection Limit
 RL = Reporting Limit
 E = Indicates value exceeds calibration range

J = Indicates an estimated value
 B = Indicates analyte found in associated method blank
 N = Indicates presumptive evidence of a compound

Report of Analysis

Client Sample ID: E8-1		Date Sampled: 09/06/16
Lab Sample ID: C47015-28		Date Received: 09/08/16
Matrix: SO - Soil		Percent Solids: n/a
Method: SW846 8082A SW846 3546		
Project: Vallico Mall, Wolfe Rd, Cupertino CA		

	File ID	DF	Analyzed	By	Prep Date	Prep Batch	Analytical Batch
Run #1 ^a	ST138454.D	1	09/14/16	AFL	09/12/16	F:OP61830	F:GST3294
Run #2							

	Initial Weight	Final Volume
Run #1	15.4 g	5.0 ml
Run #2		

PCB List

CAS No.	Compound	Result	RL	MDL	Units	Q
12674-11-2	Aroclor 1016	ND	16	6.5	ug/kg	
11104-28-2	Aroclor 1221	ND	16	8.3	ug/kg	
11141-16-5	Aroclor 1232	ND	16	8.1	ug/kg	
53469-21-9	Aroclor 1242	ND	16	6.5	ug/kg	
12672-29-6	Aroclor 1248	ND	16	6.5	ug/kg	
11097-69-1	Aroclor 1254	25.6	16	7.8	ug/kg	
11096-82-5	Aroclor 1260	ND	16	6.5	ug/kg	

CAS No.	Surrogate Recoveries	Run# 1	Run# 2	Limits
877-09-8	Tetrachloro-m-xylene	105%		44-126%
2051-24-3	Decachlorobiphenyl	106%		41-145%

(a) All hits confirmed by dual column analysis. Analysis performed at SGS Accutest, Orlando FL.

ND = Not detected MDL = Method Detection Limit
 RL = Reporting Limit
 E = Indicates value exceeds calibration range

J = Indicates an estimated value
 B = Indicates analyte found in associated method blank
 N = Indicates presumptive evidence of a compound

Report of Analysis

Client Sample ID: E8-1	Date Sampled: 09/06/16
Lab Sample ID: C47015-28	Date Received: 09/08/16
Matrix: SO - Soil	Percent Solids: n/a
Method: SW846 8015C SW846 3550C	
Project: Vallico Mall, Wolfe Rd, Cupertino CA	

	File ID	DF	Analyzed	By	Prep Date	Prep Batch	Analytical Batch
Run #1 ^a	JR002678.D	1	09/15/16	AFL	09/12/16	F:OP61833	F:GJR98
Run #2							

	Initial Weight	Final Volume
Run #1	20.1 g	1.0 ml
Run #2		

TPH Extractable

CAS No.	Compound	Result	RL	MDL	Units	Q
	TPH (C10-C28)	10.5	5.0	2.5	mg/kg	
	TPH (> C28-C40)	44.5	5.0	2.5	mg/kg	

CAS No.	Surrogate Recoveries	Run# 1	Run# 2	Limits
84-15-1	o-Terphenyl	82%		56-122%

(a) Analysis performed at SGS Accutest, Orlando FL.

ND = Not detected MDL = Method Detection Limit
 RL = Reporting Limit
 E = Indicates value exceeds calibration range

J = Indicates an estimated value
 B = Indicates analyte found in associated method blank
 N = Indicates presumptive evidence of a compound

Report of Analysis

Client Sample ID: E8-1	Date Sampled: 09/06/16
Lab Sample ID: C47015-28	Date Received: 09/08/16
Matrix: SO - Soil	Percent Solids: n/a
Project: Vallico Mall, Wolfe Rd, Cupertino CA	

Metals Analysis

Analyte	Result	RL	Units	DF	Prep	Analyzed By	Method	Prep Method
Antimony ^a	< 4.8	4.8	mg/kg	5	09/12/16	09/12/16	AFL SW846 6010C ¹	SW846 3050B ³
Arsenic ^a	3.7	2.4	mg/kg	5	09/12/16	09/12/16	AFL SW846 6010C ¹	SW846 3050B ³
Barium ^a	142	48	mg/kg	5	09/12/16	09/12/16	AFL SW846 6010C ¹	SW846 3050B ³
Beryllium ^a	< 1.2	1.2	mg/kg	5	09/12/16	09/12/16	AFL SW846 6010C ¹	SW846 3050B ³
Cadmium ^a	< 0.95	0.95	mg/kg	5	09/12/16	09/12/16	AFL SW846 6010C ¹	SW846 3050B ³
Chromium ^a	70.4	2.4	mg/kg	5	09/12/16	09/12/16	AFL SW846 6010C ¹	SW846 3050B ³
Cobalt ^a	14.6	12	mg/kg	5	09/12/16	09/12/16	AFL SW846 6010C ¹	SW846 3050B ³
Copper ^a	33.8	6.0	mg/kg	5	09/12/16	09/12/16	AFL SW846 6010C ¹	SW846 3050B ³
Lead ^a	37.5	4.8	mg/kg	5	09/12/16	09/12/16	AFL SW846 6010C ¹	SW846 3050B ³
Mercury ^b	0.12	0.038	mg/kg	1	09/13/16	09/13/16	AFL SW846 7471B ²	SW846 7471B ⁴
Molybdenum ^a	< 12	12	mg/kg	5	09/12/16	09/12/16	AFL SW846 6010C ¹	SW846 3050B ³
Nickel ^a	81.1	9.5	mg/kg	5	09/12/16	09/12/16	AFL SW846 6010C ¹	SW846 3050B ³
Selenium ^a	< 4.8	4.8	mg/kg	5	09/12/16	09/12/16	AFL SW846 6010C ¹	SW846 3050B ³
Silver ^a	< 2.4	2.4	mg/kg	5	09/12/16	09/12/16	AFL SW846 6010C ¹	SW846 3050B ³
Thallium ^a	< 2.4	2.4	mg/kg	5	09/12/16	09/12/16	AFL SW846 6010C ¹	SW846 3050B ³
Vanadium ^a	52.2	12	mg/kg	5	09/12/16	09/12/16	AFL SW846 6010C ¹	SW846 3050B ³
Zinc ^a	54.0	4.8	mg/kg	5	09/12/16	09/12/16	AFL SW846 6010C ¹	SW846 3050B ³

(1) Instrument QC Batch: F:MA13399

(2) Instrument QC Batch: F:MA13400

(3) Prep QC Batch: F:MP30815

(4) Prep QC Batch: F:MP30820

(a) Sample dilution required due to difficult matrix. Analysis performed at SGS Accutest, Orlando FL.

(b) Analysis performed at SGS Accutest, Orlando FL.

RL = Reporting Limit

Report of Analysis

Client Sample ID: E8-2		Date Sampled: 09/06/16
Lab Sample ID: C47015-29		Date Received: 09/08/16
Matrix: SO - Soil		Percent Solids: n/a
Method: SW846 8260B		
Project: Vallico Mall, Wolfe Rd, Cupertino CA		

	File ID	DF	Analyzed	By	Prep Date	Prep Batch	Analytical Batch
Run #1 ^a	F0079447.D	1	09/09/16	AFL	n/a	n/a	F:VF2730
Run #2							

	Initial Weight	Final Volume
Run #1	6.03 g	5.0 ml
Run #2		

VOA 8260 List

CAS No.	Compound	Result	RL	MDL	Units	Q
67-64-1	Acetone	73.0	41	8.5	ug/kg	
71-43-2	Benzene	ND	4.1	1.0	ug/kg	
108-86-1	Bromobenzene	ND	4.1	1.0	ug/kg	
74-97-5	Bromochloromethane	ND	4.1	0.92	ug/kg	
75-27-4	Bromodichloromethane	ND	4.1	0.83	ug/kg	
75-25-2	Bromoform	ND	4.1	0.83	ug/kg	
78-93-3	2-Butanone (MEK)	12.0	21	7.5	ug/kg	J
104-51-8	n-Butylbenzene	ND	4.1	0.83	ug/kg	
135-98-8	sec-Butylbenzene	ND	4.1	0.83	ug/kg	
98-06-6	tert-Butylbenzene	ND	4.1	0.83	ug/kg	
56-23-5	Carbon Tetrachloride	ND	4.1	1.5	ug/kg	
108-90-7	Chlorobenzene	ND	4.1	0.83	ug/kg	
75-00-3	Chloroethane	ND	4.1	1.7	ug/kg	
67-66-3	Chloroform	ND	4.1	1.0	ug/kg	
95-49-8	o-Chlorotoluene	ND	4.1	0.83	ug/kg	
106-43-4	p-Chlorotoluene	ND	4.1	0.83	ug/kg	
124-48-1	Dibromochloromethane	ND	4.1	0.83	ug/kg	
96-12-8	1,2-Dibromo-3-chloropropane	ND	4.1	1.8	ug/kg	
106-93-4	1,2-Dibromoethane	ND	4.1	0.83	ug/kg	
75-71-8	Dichlorodifluoromethane	ND	4.1	2.1	ug/kg	
95-50-1	1,2-Dichlorobenzene	ND	4.1	0.83	ug/kg	
541-73-1	1,3-Dichlorobenzene	ND	4.1	0.83	ug/kg	
106-46-7	1,4-Dichlorobenzene	ND	4.1	0.85	ug/kg	
75-34-3	1,1-Dichloroethane	ND	4.1	1.4	ug/kg	
107-06-2	1,2-Dichloroethane	ND	4.1	0.83	ug/kg	
75-35-4	1,1-Dichloroethylene	ND	4.1	0.83	ug/kg	
156-59-2	cis-1,2-Dichloroethylene	ND	4.1	1.0	ug/kg	
156-60-5	trans-1,2-Dichloroethylene	ND	4.1	1.3	ug/kg	
78-87-5	1,2-Dichloropropane	ND	4.1	1.3	ug/kg	
142-28-9	1,3-Dichloropropane	ND	4.1	0.83	ug/kg	
594-20-7	2,2-Dichloropropane	ND	4.1	0.83	ug/kg	
563-58-6	1,1-Dichloropropene	ND	4.1	1.1	ug/kg	

ND = Not detected MDL = Method Detection Limit

RL = Reporting Limit

E = Indicates value exceeds calibration range

J = Indicates an estimated value

B = Indicates analyte found in associated method blank

N = Indicates presumptive evidence of a compound

Report of Analysis

Client Sample ID: E8-2		Date Sampled: 09/06/16
Lab Sample ID: C47015-29		Date Received: 09/08/16
Matrix: SO - Soil		Percent Solids: n/a
Method: SW846 8260B		
Project: Vallico Mall, Wolfe Rd, Cupertino CA		

VOA 8260 List

CAS No.	Compound	Result	RL	MDL	Units	Q
10061-01-5	cis-1,3-Dichloropropene	ND	4.1	1.6	ug/kg	
10061-02-6	trans-1,3-Dichloropropene	ND	4.1	0.83	ug/kg	
108-20-3	Di-Isopropyl Ether	ND	4.1	0.99	ug/kg	
100-41-4	Ethylbenzene	ND	4.1	0.90	ug/kg	
637-92-3	Ethyl Tert Butyl Ether	ND	4.1	1.1	ug/kg	
87-68-3	Hexachlorobutadiene	ND	4.1	1.8	ug/kg	
591-78-6	2-Hexanone	ND	21	7.2	ug/kg	
98-82-8	Isopropylbenzene	ND	4.1	1.2	ug/kg	
99-87-6	p-Isopropyltoluene	ND	4.1	0.83	ug/kg	
74-83-9	Methyl Bromide	ND	4.1	2.1	ug/kg	
74-87-3	Methyl Chloride	ND	4.1	2.0	ug/kg	
74-95-3	Methylene Bromide	ND	4.1	1.5	ug/kg	
75-09-2	Methylene Chloride ^b	9.1	8.3	3.3	ug/kg	
108-10-1	4-Methyl-2-pentanone (MIBK)	ND	21	8.9	ug/kg	
1634-04-4	Methyl Tert Butyl Ether	ND	4.1	0.92	ug/kg	
91-20-3	Naphthalene	ND	4.1	1.7	ug/kg	
103-65-1	n-Propylbenzene	ND	4.1	1.0	ug/kg	
100-42-5	Styrene	ND	4.1	0.83	ug/kg	
994-05-8	Tert-Amyl Methyl Ether	ND	4.1	1.1	ug/kg	
75-65-0	Tert-Butyl Alcohol	ND	41	11	ug/kg	
630-20-6	1,1,1,2-Tetrachloroethane	ND	4.1	0.93	ug/kg	
79-34-5	1,1,2,2-Tetrachloroethane	ND	4.1	1.8	ug/kg	
127-18-4	Tetrachloroethylene	ND	4.1	1.1	ug/kg	
108-88-3	Toluene	ND	4.1	0.94	ug/kg	
87-61-6	1,2,3-Trichlorobenzene	ND	4.1	1.6	ug/kg	
120-82-1	1,2,4-Trichlorobenzene	ND	4.1	1.2	ug/kg	
71-55-6	1,1,1-Trichloroethane	ND	4.1	0.83	ug/kg	
79-00-5	1,1,2-Trichloroethane	ND	4.1	1.5	ug/kg	
79-01-6	Trichloroethylene	ND	4.1	0.97	ug/kg	
75-69-4	Trichlorofluoromethane	ND	4.1	1.6	ug/kg	
96-18-4	1,2,3-Trichloropropane	ND	4.1	1.4	ug/kg	
95-63-6	1,2,4-Trimethylbenzene	ND	4.1	0.83	ug/kg	
108-67-8	1,3,5-Trimethylbenzene	ND	4.1	0.83	ug/kg	
75-01-4	Vinyl Chloride	ND	4.1	1.4	ug/kg	
1330-20-7	Xylene (total)	ND	12	2.4	ug/kg	

CAS No.	Surrogate Recoveries	Run# 1	Run# 2	Limits
1868-53-7	Dibromofluoromethane	118%		75-124%
17060-07-0	1,2-Dichloroethane-D4	118%		72-135%

ND = Not detected MDL = Method Detection Limit
 RL = Reporting Limit
 E = Indicates value exceeds calibration range

J = Indicates an estimated value
 B = Indicates analyte found in associated method blank
 N = Indicates presumptive evidence of a compound

Report of Analysis

Client Sample ID:	E8-2	Date Sampled:	09/06/16
Lab Sample ID:	C47015-29	Date Received:	09/08/16
Matrix:	SO - Soil	Percent Solids:	n/a
Method:	SW846 8260B		
Project:	Vallico Mall, Wolfe Rd, Cupertino CA		

VOA 8260 List

CAS No.	Surrogate Recoveries	Run# 1	Run# 2	Limits
2037-26-5	Toluene-D8	94%		75-126%
460-00-4	4-Bromofluorobenzene	98%		71-133%

- (a) Soil vials were not received within 48 hours of sampling; results are considered minimum values. Analysis performed at SGS Accutest, Orlando FL.
- (b) Suspected laboratory contaminant.

ND = Not detected MDL = Method Detection Limit
 RL = Reporting Limit
 E = Indicates value exceeds calibration range

J = Indicates an estimated value
 B = Indicates analyte found in associated method blank
 N = Indicates presumptive evidence of a compound

Report of Analysis

Client Sample ID:	E8-2	Date Sampled:	09/06/16
Lab Sample ID:	C47015-29	Date Received:	09/08/16
Matrix:	SO - Soil	Percent Solids:	n/a
Method:	SW846 8270D SW846 3550C		
Project:	Vallico Mall, Wolfe Rd, Cupertino CA		

	File ID	DF	Analyzed	By	Prep Date	Prep Batch	Analytical Batch
Run #1 ^a	X049014.D	1	09/13/16	AFL	09/12/16	F:OP61834	F:SX2121
Run #2							

	Initial Weight	Final Volume
Run #1	30.0 g	1.0 ml
Run #2		

ABN Full List w/o PAHs

CAS No.	Compound	Result	RL	MDL	Units	Q
65-85-0	Benzoic Acid	ND	830	170	ug/kg	
59-50-7	4-Chloro-3-methyl Phenol	ND	170	25	ug/kg	
95-57-8	2-Chlorophenol	ND	170	21	ug/kg	
120-83-2	2,4-Dichlorophenol	ND	170	23	ug/kg	
105-67-9	2,4-Dimethylphenol	ND	170	20	ug/kg	
51-28-5	2,4-Dinitrophenol	ND	830	170	ug/kg	
534-52-1	4,6-Dinitro-o-cresol	ND	330	67	ug/kg	
95-48-7	2-Methylphenol	ND	170	18	ug/kg	
	3&4-Methylphenol	ND	170	39	ug/kg	
88-75-5	2-Nitrophenol	ND	170	21	ug/kg	
100-02-7	4-Nitrophenol	ND	830	130	ug/kg	
87-86-5	Pentachlorophenol	ND	830	130	ug/kg	
108-95-2	Phenol	ND	170	20	ug/kg	
95-95-4	2,4,5-Trichlorophenol	ND	170	18	ug/kg	
88-06-2	2,4,6-Trichlorophenol	ND	170	20	ug/kg	
62-53-3	Aniline	ND	170	33	ug/kg	
92-87-5	Benzidine	ND	1700	330	ug/kg	
100-51-6	Benzyl Alcohol	ND	170	22	ug/kg	
101-55-3	4-Bromophenyl phenyl ether	ND	170	19	ug/kg	
85-68-7	Butyl benzyl phthalate	ND	170	33	ug/kg	
86-74-8	Carbazole	ND	170	19	ug/kg	
106-47-8	4-Chloroaniline	ND	170	23	ug/kg	
111-91-1	bis(2-Chloroethoxy)methane	ND	170	25	ug/kg	
111-44-4	bis(2-Chloroethyl)ether	ND	170	30	ug/kg	
108-60-1	bis(2-Chloroisopropyl)ether	ND	170	24	ug/kg	
91-58-7	2-Chloronaphthalene	ND	170	23	ug/kg	
7005-72-3	4-Chlorophenyl phenyl ether	ND	170	21	ug/kg	
132-64-9	Dibenzofuran	ND	170	21	ug/kg	
95-50-1	1,2-Dichlorobenzene	ND	170	17	ug/kg	
541-73-1	1,3-Dichlorobenzene	ND	170	19	ug/kg	
106-46-7	1,4-Dichlorobenzene	ND	170	20	ug/kg	
91-94-1	3,3'-Dichlorobenzidine	ND	170	18	ug/kg	

ND = Not detected MDL = Method Detection Limit

RL = Reporting Limit

E = Indicates value exceeds calibration range

J = Indicates an estimated value

B = Indicates analyte found in associated method blank

N = Indicates presumptive evidence of a compound

Report of Analysis

Client Sample ID: E8-2		Date Sampled: 09/06/16
Lab Sample ID: C47015-29		Date Received: 09/08/16
Matrix: SO - Soil		Percent Solids: n/a
Method: SW846 8270D SW846 3550C		
Project: Vallico Mall, Wolfe Rd, Cupertino CA		

ABN Full List w/o PAHs

CAS No.	Compound	Result	RL	MDL	Units	Q
84-66-2	Diethyl Phthalate	ND	330	33	ug/kg	
131-11-3	Dimethyl Phthalate	ND	170	33	ug/kg	
117-84-0	Di-n-octyl Phthalate	ND	170	33	ug/kg	
84-74-2	Di-n-butyl Phthalate	ND	330	67	ug/kg	
121-14-2	2,4-Dinitrotoluene	ND	170	17	ug/kg	
606-20-2	2,6-Dinitrotoluene	ND	170	21	ug/kg	
122-66-7	1,2-Diphenylhydrazine	ND	170	28	ug/kg	
117-81-7	bis(2-Ethylhexyl)phthalate	ND	330	33	ug/kg	
118-74-1	Hexachlorobenzene	ND	170	21	ug/kg	
87-68-3	Hexachlorobutadiene	ND	170	19	ug/kg	
77-47-4	Hexachlorocyclopentadiene	ND	170	33	ug/kg	
67-72-1	Hexachloroethane	ND	170	19	ug/kg	
78-59-1	Isophorone	ND	170	17	ug/kg	
88-74-4	2-Nitroaniline	ND	170	28	ug/kg	
99-09-2	3-Nitroaniline	ND	170	28	ug/kg	
100-01-6	4-Nitroaniline	ND	170	28	ug/kg	
98-95-3	Nitrobenzene	ND	170	22	ug/kg	
62-75-9	N-Nitrosodimethylamine	ND	170	40	ug/kg	
621-64-7	N-Nitrosodi-n-propylamine	ND	170	18	ug/kg	
86-30-6	N-Nitrosodiphenylamine	ND	170	32	ug/kg	
110-86-1	Pyridine	ND	330	33	ug/kg	
120-82-1	1,2,4-Trichlorobenzene	ND	170	20	ug/kg	

CAS No.	Surrogate Recoveries	Run# 1	Run# 2	Limits
367-12-4	2-Fluorophenol	61%		40-102%
4165-62-2	Phenol-d5	67%		41-100%
118-79-6	2,4,6-Tribromophenol	93%		42-108%
4165-60-0	Nitrobenzene-d5	62%		40-105%
321-60-8	2-Fluorobiphenyl	68%		43-107%
1718-51-0	Terphenyl-d14	76%		45-119%

(a) Analysis performed at SGS Accutest, Orlando FL.

ND = Not detected MDL = Method Detection Limit
 RL = Reporting Limit
 E = Indicates value exceeds calibration range

J = Indicates an estimated value
 B = Indicates analyte found in associated method blank
 N = Indicates presumptive evidence of a compound

Report of Analysis

Client Sample ID: E8-2		Date Sampled: 09/06/16
Lab Sample ID: C47015-29		Date Received: 09/08/16
Matrix: SO - Soil		Percent Solids: n/a
Method: SW846 8270D BY SIM SW846 3546		
Project: Vallico Mall, Wolfe Rd, Cupertino CA		

	File ID	DF	Analyzed	By	Prep Date	Prep Batch	Analytical Batch
Run #1 ^a	W094953.D	1	09/13/16	AFL	09/12/16	F:OP61828	F:SW4253
Run #2							

	Initial Weight	Final Volume
Run #1	15.5 g	1.0 ml
Run #2		

BN PAH List

CAS No.	Compound	Result	RL	MDL	Units	Q
83-32-9	Acenaphthene	ND	65	26	ug/kg	
208-96-8	Acenaphthylene	ND	65	26	ug/kg	
120-12-7	Anthracene	ND	65	16	ug/kg	
56-55-3	Benzo(a)anthracene	ND	13	3.2	ug/kg	
50-32-8	Benzo(a)pyrene	ND	13	3.2	ug/kg	
205-99-2	Benzo(b)fluoranthene	ND	13	3.2	ug/kg	
191-24-2	Benzo(g,h,i)perylene	ND	13	3.2	ug/kg	
207-08-9	Benzo(k)fluoranthene	ND	13	3.2	ug/kg	
218-01-9	Chrysene	ND	13	3.2	ug/kg	
53-70-3	Dibenzo(a,h)anthracene	ND	13	3.2	ug/kg	
206-44-0	Fluoranthene	ND	65	16	ug/kg	
86-73-7	Fluorene	ND	65	26	ug/kg	
193-39-5	Indeno(1,2,3-cd)pyrene	ND	13	3.2	ug/kg	
90-12-0	1-Methylnaphthalene	ND	65	26	ug/kg	
91-57-6	2-Methylnaphthalene	ND	65	26	ug/kg	
91-20-3	Naphthalene	ND	65	26	ug/kg	
85-01-8	Phenanthrene	ND	65	16	ug/kg	
129-00-0	Pyrene	ND	65	16	ug/kg	

CAS No.	Surrogate Recoveries	Run# 1	Run# 2	Limits
4165-60-0	Nitrobenzene-d5	97%		40-105%
321-60-8	2-Fluorobiphenyl	87%		43-107%
1718-51-0	Terphenyl-d14	76%		45-119%

(a) Analysis performed at SGS Accutest, Orlando FL.

ND = Not detected MDL = Method Detection Limit
 RL = Reporting Limit
 E = Indicates value exceeds calibration range

J = Indicates an estimated value
 B = Indicates analyte found in associated method blank
 N = Indicates presumptive evidence of a compound

Report of Analysis

Client Sample ID: E8-2	Date Sampled: 09/06/16
Lab Sample ID: C47015-29	Date Received: 09/08/16
Matrix: SO - Soil	Percent Solids: n/a
Method: SW846 8015C	
Project: Vallico Mall, Wolfe Rd, Cupertino CA	

	File ID	DF	Analyzed	By	Prep Date	Prep Batch	Analytical Batch
Run #1 ^a	UV075797.D	1	09/13/16	AFL	n/a	n/a	F:GUV4035
Run #2							

	Initial Weight	Final Volume	Methanol Aliquot
Run #1	5.98 g	5.0 ml	100 ul
Run #2			

CAS No.	Compound	Result	RL	MDL	Units	Q
	TPH-GRO (C6-C10)	ND	4.2	2.1	mg/kg	

CAS No.	Surrogate Recoveries	Run# 1	Run# 2	Limits
460-00-4	4-Bromofluorobenzene	94%		56-149%
98-08-8	aaa-Trifluorotoluene	95%		66-132%

(a) Soil vials were not preserved within 48 hours of sampling; results are considered minimum values. Analysis performed at SGS Accutest, Orlando FL.

ND = Not detected MDL = Method Detection Limit

RL = Reporting Limit

E = Indicates value exceeds calibration range

J = Indicates an estimated value

B = Indicates analyte found in associated method blank

N = Indicates presumptive evidence of a compound

Report of Analysis

Client Sample ID: E8-2		Date Sampled: 09/06/16
Lab Sample ID: C47015-29		Date Received: 09/08/16
Matrix: SO - Soil		Percent Solids: n/a
Method: SW846 8081B SW846 3546		
Project: Vallico Mall, Wolfe Rd, Cupertino CA		

	File ID	DF	Analyzed	By	Prep Date	Prep Batch	Analytical Batch
Run #1 ^a	TT379367.D	1	09/14/16	AFL	09/12/16	F:OP61829	F:GTT1861
Run #2							

	Initial Weight	Final Volume
Run #1	15.4 g	5.0 ml
Run #2		

Pesticide PPL List

CAS No.	Compound	Result	RL	MDL	Units	Q
309-00-2	Aldrin ^b	ND	1.6	0.49	ug/kg	
319-84-6	alpha-BHC ^b	ND	1.6	0.50	ug/kg	
319-85-7	beta-BHC ^b	ND	1.6	0.50	ug/kg	
319-86-8	delta-BHC ^b	ND	1.6	0.47	ug/kg	
58-89-9	gamma-BHC (Lindane) ^b	ND	1.6	0.50	ug/kg	
12789-03-6	Chlordane	ND	16	6.5	ug/kg	
60-57-1	Dieldrin	ND	1.6	0.61	ug/kg	
72-54-8	4,4'-DDD	ND	3.2	0.56	ug/kg	
72-55-9	4,4'-DDE	ND	3.2	0.52	ug/kg	
50-29-3	4,4'-DDT	ND	3.2	0.64	ug/kg	
72-20-8	Endrin	ND	3.2	0.60	ug/kg	
1031-07-8	Endosulfan sulfate	ND	3.2	0.61	ug/kg	
7421-93-4	Endrin aldehyde	ND	3.2	0.60	ug/kg	
959-98-8	Endosulfan-I ^b	ND	1.6	0.47	ug/kg	
33213-65-9	Endosulfan-II	ND	1.6	0.60	ug/kg	
76-44-8	Heptachlor ^b	ND	1.6	0.55	ug/kg	
1024-57-3	Heptachlor epoxide ^b	ND	1.6	0.57	ug/kg	
72-43-5	Methoxychlor	ND	3.2	0.83	ug/kg	
8001-35-2	Toxaphene	ND	81	32	ug/kg	

CAS No.	Surrogate Recoveries	Run# 1	Run# 2	Limits
877-09-8	Tetrachloro-m-xylene	114%		50-122%
2051-24-3	Decachlorobiphenyl	61%		50-133%

(a) Analysis performed at SGS Accutest, Orlando FL.

(b) Associated CCV outside control limits.

ND = Not detected MDL = Method Detection Limit
 RL = Reporting Limit
 E = Indicates value exceeds calibration range

J = Indicates an estimated value
 B = Indicates analyte found in associated method blank
 N = Indicates presumptive evidence of a compound

Report of Analysis

Client Sample ID: E8-2		
Lab Sample ID: C47015-29		Date Sampled: 09/06/16
Matrix: SO - Soil		Date Received: 09/08/16
Method: SW846 8082A SW846 3546		Percent Solids: n/a
Project: Vallico Mall, Wolfe Rd, Cupertino CA		

	File ID	DF	Analyzed	By	Prep Date	Prep Batch	Analytical Batch
Run #1 ^a	ST138392.D	1	09/13/16	AFL	09/12/16	F:OP61830	F:GST3293
Run #2							

	Initial Weight	Final Volume
Run #1	15.4 g	5.0 ml
Run #2		

PCB List

CAS No.	Compound	Result	RL	MDL	Units	Q
12674-11-2	Aroclor 1016	ND	16	6.5	ug/kg	
11104-28-2	Aroclor 1221	ND	16	8.3	ug/kg	
11141-16-5	Aroclor 1232	ND	16	8.1	ug/kg	
53469-21-9	Aroclor 1242	ND	16	6.5	ug/kg	
12672-29-6	Aroclor 1248	ND	16	6.5	ug/kg	
11097-69-1	Aroclor 1254	ND	16	7.8	ug/kg	
11096-82-5	Aroclor 1260	ND	16	6.5	ug/kg	

CAS No.	Surrogate Recoveries	Run# 1	Run# 2	Limits
877-09-8	Tetrachloro-m-xylene	95%		44-126%
2051-24-3	Decachlorobiphenyl	109%		41-145%

(a) Analysis performed at SGS Accutest, Orlando FL.

ND = Not detected MDL = Method Detection Limit
 RL = Reporting Limit
 E = Indicates value exceeds calibration range

J = Indicates an estimated value
 B = Indicates analyte found in associated method blank
 N = Indicates presumptive evidence of a compound

Report of Analysis

Client Sample ID: E8-2	Date Sampled: 09/06/16
Lab Sample ID: C47015-29	Date Received: 09/08/16
Matrix: SO - Soil	Percent Solids: n/a
Method: SW846 8015C SW846 3550C	
Project: Vallico Mall, Wolfe Rd, Cupertino CA	

	File ID	DF	Analyzed	By	Prep Date	Prep Batch	Analytical Batch
Run #1 ^a	JR002679.D	1	09/15/16	AFL	09/12/16	F:OP61833	F:GJR98
Run #2							

	Initial Weight	Final Volume
Run #1	20.3 g	1.0 ml
Run #2		

TPH Extractable

CAS No.	Compound	Result	RL	MDL	Units	Q
	TPH (C10-C28)	ND	4.9	2.5	mg/kg	
	TPH (> C28-C40)	7.88	4.9	2.5	mg/kg	

CAS No.	Surrogate Recoveries	Run# 1	Run# 2	Limits
84-15-1	o-Terphenyl	78%		56-122%

(a) Analysis performed at SGS Accutest, Orlando FL.

ND = Not detected MDL = Method Detection Limit
 RL = Reporting Limit
 E = Indicates value exceeds calibration range

J = Indicates an estimated value
 B = Indicates analyte found in associated method blank
 N = Indicates presumptive evidence of a compound

Report of Analysis

Client Sample ID: E8-2	Date Sampled: 09/06/16
Lab Sample ID: C47015-29	Date Received: 09/08/16
Matrix: SO - Soil	Percent Solids: n/a
Project: Vallico Mall, Wolfe Rd, Cupertino CA	

Metals Analysis

Analyte	Result	RL	Units	DF	Prep	Analyzed By	Method	Prep Method
Antimony ^a	< 4.6	4.6	mg/kg	5	09/12/16	09/12/16	AFL SW846 6010C ¹	SW846 3050B ³
Arsenic ^a	3.0	2.3	mg/kg	5	09/12/16	09/12/16	AFL SW846 6010C ¹	SW846 3050B ³
Barium ^a	177	46	mg/kg	5	09/12/16	09/12/16	AFL SW846 6010C ¹	SW846 3050B ³
Beryllium ^a	< 1.2	1.2	mg/kg	5	09/12/16	09/12/16	AFL SW846 6010C ¹	SW846 3050B ³
Cadmium ^a	< 0.93	0.93	mg/kg	5	09/12/16	09/12/16	AFL SW846 6010C ¹	SW846 3050B ³
Chromium ^a	76.3	2.3	mg/kg	5	09/12/16	09/12/16	AFL SW846 6010C ¹	SW846 3050B ³
Cobalt ^a	17.6	12	mg/kg	5	09/12/16	09/12/16	AFL SW846 6010C ¹	SW846 3050B ³
Copper ^a	35.5	5.8	mg/kg	5	09/12/16	09/12/16	AFL SW846 6010C ¹	SW846 3050B ³
Lead ^a	9.1	4.6	mg/kg	5	09/12/16	09/12/16	AFL SW846 6010C ¹	SW846 3050B ³
Mercury ^b	< 0.037	0.037	mg/kg	1	09/13/16	09/13/16	AFL SW846 7471B ²	SW846 7471B ⁴
Molybdenum ^a	< 12	12	mg/kg	5	09/12/16	09/12/16	AFL SW846 6010C ¹	SW846 3050B ³
Nickel ^a	93.4	9.3	mg/kg	5	09/12/16	09/12/16	AFL SW846 6010C ¹	SW846 3050B ³
Selenium ^a	< 4.6	4.6	mg/kg	5	09/12/16	09/12/16	AFL SW846 6010C ¹	SW846 3050B ³
Silver ^a	< 2.3	2.3	mg/kg	5	09/12/16	09/12/16	AFL SW846 6010C ¹	SW846 3050B ³
Thallium ^a	< 2.3	2.3	mg/kg	5	09/12/16	09/12/16	AFL SW846 6010C ¹	SW846 3050B ³
Vanadium ^a	52.7	12	mg/kg	5	09/12/16	09/12/16	AFL SW846 6010C ¹	SW846 3050B ³
Zinc ^a	52.7	4.6	mg/kg	5	09/12/16	09/12/16	AFL SW846 6010C ¹	SW846 3050B ³

(1) Instrument QC Batch: F:MA13399

(2) Instrument QC Batch: F:MA13400

(3) Prep QC Batch: F:MP30815

(4) Prep QC Batch: F:MP30820

(a) Sample dilution required due to difficult matrix. Analysis performed at SGS Accutest, Orlando FL.

(b) Analysis performed at SGS Accutest, Orlando FL.

RL = Reporting Limit

Report of Analysis

Client Sample ID: E8-3		Date Sampled: 09/06/16
Lab Sample ID: C47015-30		Date Received: 09/08/16
Matrix: SO - Soil		Percent Solids: n/a
Method: SW846 8260B		
Project: Vallico Mall, Wolfe Rd, Cupertino CA		

	File ID	DF	Analyzed	By	Prep Date	Prep Batch	Analytical Batch
Run #1 ^a	F0079448.D	1	09/09/16	AFL	n/a	n/a	F:VF2730
Run #2							

	Initial Weight	Final Volume
Run #1	6.35 g	5.0 ml
Run #2		

VOA 8260 List

CAS No.	Compound	Result	RL	MDL	Units	Q
67-64-1	Acetone	ND	39	8.0	ug/kg	
71-43-2	Benzene	ND	3.9	0.99	ug/kg	
108-86-1	Bromobenzene	ND	3.9	0.96	ug/kg	
74-97-5	Bromochloromethane	ND	3.9	0.87	ug/kg	
75-27-4	Bromodichloromethane	ND	3.9	0.79	ug/kg	
75-25-2	Bromoform	ND	3.9	0.79	ug/kg	
78-93-3	2-Butanone (MEK)	ND	20	7.1	ug/kg	
104-51-8	n-Butylbenzene	ND	3.9	0.79	ug/kg	
135-98-8	sec-Butylbenzene	ND	3.9	0.79	ug/kg	
98-06-6	tert-Butylbenzene	ND	3.9	0.79	ug/kg	
56-23-5	Carbon Tetrachloride	ND	3.9	1.4	ug/kg	
108-90-7	Chlorobenzene	ND	3.9	0.79	ug/kg	
75-00-3	Chloroethane	ND	3.9	1.6	ug/kg	
67-66-3	Chloroform	ND	3.9	0.96	ug/kg	
95-49-8	o-Chlorotoluene	ND	3.9	0.79	ug/kg	
106-43-4	p-Chlorotoluene	ND	3.9	0.79	ug/kg	
124-48-1	Dibromochloromethane	ND	3.9	0.79	ug/kg	
96-12-8	1,2-Dibromo-3-chloropropane	ND	3.9	1.7	ug/kg	
106-93-4	1,2-Dibromoethane	ND	3.9	0.79	ug/kg	
75-71-8	Dichlorodifluoromethane	ND	3.9	2.0	ug/kg	
95-50-1	1,2-Dichlorobenzene	ND	3.9	0.79	ug/kg	
541-73-1	1,3-Dichlorobenzene	ND	3.9	0.79	ug/kg	
106-46-7	1,4-Dichlorobenzene	ND	3.9	0.80	ug/kg	
75-34-3	1,1-Dichloroethane	ND	3.9	1.3	ug/kg	
107-06-2	1,2-Dichloroethane	ND	3.9	0.79	ug/kg	
75-35-4	1,1-Dichloroethylene	ND	3.9	0.79	ug/kg	
156-59-2	cis-1,2-Dichloroethylene	ND	3.9	0.94	ug/kg	
156-60-5	trans-1,2-Dichloroethylene	ND	3.9	1.2	ug/kg	
78-87-5	1,2-Dichloropropane	ND	3.9	1.3	ug/kg	
142-28-9	1,3-Dichloropropane	ND	3.9	0.79	ug/kg	
594-20-7	2,2-Dichloropropane	ND	3.9	0.79	ug/kg	
563-58-6	1,1-Dichloropropene	ND	3.9	1.0	ug/kg	

ND = Not detected MDL = Method Detection Limit

RL = Reporting Limit

E = Indicates value exceeds calibration range

J = Indicates an estimated value

B = Indicates analyte found in associated method blank

N = Indicates presumptive evidence of a compound

Report of Analysis

Client Sample ID:	E8-3	Date Sampled:	09/06/16
Lab Sample ID:	C47015-30	Date Received:	09/08/16
Matrix:	SO - Soil	Percent Solids:	n/a
Method:	SW846 8260B		
Project:	Vallico Mall, Wolfe Rd, Cupertino CA		

VOA 8260 List

CAS No.	Compound	Result	RL	MDL	Units	Q
10061-01-5	cis-1,3-Dichloropropene	ND	3.9	1.5	ug/kg	
10061-02-6	trans-1,3-Dichloropropene	ND	3.9	0.79	ug/kg	
108-20-3	Di-Isopropyl Ether	ND	3.9	0.94	ug/kg	
100-41-4	Ethylbenzene	ND	3.9	0.86	ug/kg	
637-92-3	Ethyl Tert Butyl Ether	ND	3.9	1.0	ug/kg	
87-68-3	Hexachlorobutadiene	ND	3.9	1.7	ug/kg	
591-78-6	2-Hexanone	ND	20	6.9	ug/kg	
98-82-8	Isopropylbenzene	ND	3.9	1.1	ug/kg	
99-87-6	p-Isopropyltoluene	ND	3.9	0.79	ug/kg	
74-83-9	Methyl Bromide	ND	3.9	2.0	ug/kg	
74-87-3	Methyl Chloride	ND	3.9	1.9	ug/kg	
74-95-3	Methylene Bromide	ND	3.9	1.4	ug/kg	
75-09-2	Methylene Chloride ^b	5.5	7.9	3.1	ug/kg	J
108-10-1	4-Methyl-2-pentanone (MIBK)	ND	20	8.4	ug/kg	
1634-04-4	Methyl Tert Butyl Ether	ND	3.9	0.87	ug/kg	
91-20-3	Naphthalene	ND	3.9	1.6	ug/kg	
103-65-1	n-Propylbenzene	ND	3.9	0.98	ug/kg	
100-42-5	Styrene	ND	3.9	0.79	ug/kg	
994-05-8	Tert-Amyl Methyl Ether	ND	3.9	1.1	ug/kg	
75-65-0	Tert-Butyl Alcohol	ND	39	11	ug/kg	
630-20-6	1,1,1,2-Tetrachloroethane	ND	3.9	0.88	ug/kg	
79-34-5	1,1,2,2-Tetrachloroethane	ND	3.9	1.7	ug/kg	
127-18-4	Tetrachloroethylene	ND	3.9	1.0	ug/kg	
108-88-3	Toluene	ND	3.9	0.89	ug/kg	
87-61-6	1,2,3-Trichlorobenzene	ND	3.9	1.6	ug/kg	
120-82-1	1,2,4-Trichlorobenzene	ND	3.9	1.2	ug/kg	
71-55-6	1,1,1-Trichloroethane	ND	3.9	0.79	ug/kg	
79-00-5	1,1,2-Trichloroethane	ND	3.9	1.4	ug/kg	
79-01-6	Trichloroethylene	ND	3.9	0.92	ug/kg	
75-69-4	Trichlorofluoromethane	ND	3.9	1.5	ug/kg	
96-18-4	1,2,3-Trichloropropane	ND	3.9	1.3	ug/kg	
95-63-6	1,2,4-Trimethylbenzene	ND	3.9	0.79	ug/kg	
108-67-8	1,3,5-Trimethylbenzene	ND	3.9	0.79	ug/kg	
75-01-4	Vinyl Chloride	ND	3.9	1.3	ug/kg	
1330-20-7	Xylene (total)	ND	12	2.2	ug/kg	

CAS No.	Surrogate Recoveries	Run# 1	Run# 2	Limits
1868-53-7	Dibromofluoromethane	120%		75-124%
17060-07-0	1,2-Dichloroethane-D4	133%		72-135%

ND = Not detected MDL = Method Detection Limit
 RL = Reporting Limit
 E = Indicates value exceeds calibration range

J = Indicates an estimated value
 B = Indicates analyte found in associated method blank
 N = Indicates presumptive evidence of a compound

Report of Analysis

Client Sample ID:	E8-3	Date Sampled:	09/06/16
Lab Sample ID:	C47015-30	Date Received:	09/08/16
Matrix:	SO - Soil	Percent Solids:	n/a
Method:	SW846 8260B		
Project:	Vallico Mall, Wolfe Rd, Cupertino CA		

VOA 8260 List

CAS No.	Surrogate Recoveries	Run# 1	Run# 2	Limits
2037-26-5	Toluene-D8	92%		75-126%
460-00-4	4-Bromofluorobenzene	95%		71-133%

- (a) Soil vials were not received within 48 hours of sampling; results are considered minimum values. Analysis performed at SGS Accutest, Orlando FL.
- (b) Suspected laboratory contaminant.

ND = Not detected MDL = Method Detection Limit
 RL = Reporting Limit
 E = Indicates value exceeds calibration range

J = Indicates an estimated value
 B = Indicates analyte found in associated method blank
 N = Indicates presumptive evidence of a compound

Report of Analysis

Client Sample ID: E8-3		Date Sampled: 09/06/16
Lab Sample ID: C47015-30		Date Received: 09/08/16
Matrix: SO - Soil		Percent Solids: n/a
Method: SW846 8270D SW846 3550C		
Project: Vallico Mall, Wolfe Rd, Cupertino CA		

	File ID	DF	Analyzed	By	Prep Date	Prep Batch	Analytical Batch
Run #1 ^a	X049015.D	1	09/13/16	AFL	09/12/16	F:OP61834	F:SX2121
Run #2							

	Initial Weight	Final Volume
Run #1	30.2 g	1.0 ml
Run #2		

ABN Full List w/o PAHs

CAS No.	Compound	Result	RL	MDL	Units	Q
65-85-0	Benzoic Acid	ND	830	170	ug/kg	
59-50-7	4-Chloro-3-methyl Phenol	ND	170	25	ug/kg	
95-57-8	2-Chlorophenol	ND	170	21	ug/kg	
120-83-2	2,4-Dichlorophenol	ND	170	23	ug/kg	
105-67-9	2,4-Dimethylphenol	ND	170	20	ug/kg	
51-28-5	2,4-Dinitrophenol	ND	830	170	ug/kg	
534-52-1	4,6-Dinitro-o-cresol	ND	330	66	ug/kg	
95-48-7	2-Methylphenol	ND	170	18	ug/kg	
	3&4-Methylphenol	ND	170	39	ug/kg	
88-75-5	2-Nitrophenol	ND	170	20	ug/kg	
100-02-7	4-Nitrophenol	ND	830	130	ug/kg	
87-86-5	Pentachlorophenol	ND	830	130	ug/kg	
108-95-2	Phenol	ND	170	20	ug/kg	
95-95-4	2,4,5-Trichlorophenol	ND	170	18	ug/kg	
88-06-2	2,4,6-Trichlorophenol	ND	170	20	ug/kg	
62-53-3	Aniline	ND	170	33	ug/kg	
92-87-5	Benzidine	ND	1700	330	ug/kg	
100-51-6	Benzyl Alcohol	ND	170	22	ug/kg	
101-55-3	4-Bromophenyl phenyl ether	ND	170	19	ug/kg	
85-68-7	Butyl benzyl phthalate	ND	170	33	ug/kg	
86-74-8	Carbazole	ND	170	19	ug/kg	
106-47-8	4-Chloroaniline	ND	170	23	ug/kg	
111-91-1	bis(2-Chloroethoxy)methane	ND	170	25	ug/kg	
111-44-4	bis(2-Chloroethyl)ether	ND	170	30	ug/kg	
108-60-1	bis(2-Chloroisopropyl)ether	ND	170	24	ug/kg	
91-58-7	2-Chloronaphthalene	ND	170	23	ug/kg	
7005-72-3	4-Chlorophenyl phenyl ether	ND	170	21	ug/kg	
132-64-9	Dibenzofuran	ND	170	21	ug/kg	
95-50-1	1,2-Dichlorobenzene	ND	170	17	ug/kg	
541-73-1	1,3-Dichlorobenzene	ND	170	19	ug/kg	
106-46-7	1,4-Dichlorobenzene	ND	170	20	ug/kg	
91-94-1	3,3'-Dichlorobenzidine	ND	170	18	ug/kg	

ND = Not detected MDL = Method Detection Limit

RL = Reporting Limit

E = Indicates value exceeds calibration range

J = Indicates an estimated value

B = Indicates analyte found in associated method blank

N = Indicates presumptive evidence of a compound

Report of Analysis

Client Sample ID: E8-3		Date Sampled: 09/06/16
Lab Sample ID: C47015-30		Date Received: 09/08/16
Matrix: SO - Soil		Percent Solids: n/a
Method: SW846 8270D SW846 3550C		
Project: Vallico Mall, Wolfe Rd, Cupertino CA		

ABN Full List w/o PAHs

CAS No.	Compound	Result	RL	MDL	Units	Q
84-66-2	Diethyl Phthalate	ND	330	33	ug/kg	
131-11-3	Dimethyl Phthalate	ND	170	33	ug/kg	
117-84-0	Di-n-octyl Phthalate	ND	170	33	ug/kg	
84-74-2	Di-n-butyl Phthalate	ND	330	66	ug/kg	
121-14-2	2,4-Dinitrotoluene	ND	170	17	ug/kg	
606-20-2	2,6-Dinitrotoluene	ND	170	21	ug/kg	
122-66-7	1,2-Diphenylhydrazine	ND	170	27	ug/kg	
117-81-7	bis(2-Ethylhexyl)phthalate	ND	330	33	ug/kg	
118-74-1	Hexachlorobenzene	ND	170	20	ug/kg	
87-68-3	Hexachlorobutadiene	ND	170	19	ug/kg	
77-47-4	Hexachlorocyclopentadiene	ND	170	33	ug/kg	
67-72-1	Hexachloroethane	ND	170	19	ug/kg	
78-59-1	Isophorone	ND	170	17	ug/kg	
88-74-4	2-Nitroaniline	ND	170	28	ug/kg	
99-09-2	3-Nitroaniline	ND	170	28	ug/kg	
100-01-6	4-Nitroaniline	ND	170	28	ug/kg	
98-95-3	Nitrobenzene	ND	170	22	ug/kg	
62-75-9	N-Nitrosodimethylamine	ND	170	40	ug/kg	
621-64-7	N-Nitrosodi-n-propylamine	ND	170	17	ug/kg	
86-30-6	N-Nitrosodiphenylamine	ND	170	32	ug/kg	
110-86-1	Pyridine	ND	330	33	ug/kg	
120-82-1	1,2,4-Trichlorobenzene	ND	170	20	ug/kg	

CAS No.	Surrogate Recoveries	Run# 1	Run# 2	Limits
367-12-4	2-Fluorophenol	65%		40-102%
4165-62-2	Phenol-d5	72%		41-100%
118-79-6	2,4,6-Tribromophenol	102%		42-108%
4165-60-0	Nitrobenzene-d5	65%		40-105%
321-60-8	2-Fluorobiphenyl	72%		43-107%
1718-51-0	Terphenyl-d14	83%		45-119%

(a) Analysis performed at SGS Accutest, Orlando FL.

ND = Not detected MDL = Method Detection Limit
 RL = Reporting Limit
 E = Indicates value exceeds calibration range

J = Indicates an estimated value
 B = Indicates analyte found in associated method blank
 N = Indicates presumptive evidence of a compound

Report of Analysis

Client Sample ID: E8-3		Date Sampled: 09/06/16
Lab Sample ID: C47015-30		Date Received: 09/08/16
Matrix: SO - Soil		Percent Solids: n/a
Method: SW846 8270D BY SIM SW846 3546		
Project: Vallico Mall, Wolfe Rd, Cupertino CA		

	File ID	DF	Analyzed	By	Prep Date	Prep Batch	Analytical Batch
Run #1 ^a	W094954.D	1	09/13/16	AFL	09/12/16	F:OP61828	F:SW4253
Run #2							

	Initial Weight	Final Volume
Run #1	15.0 g	1.0 ml
Run #2		

BN PAH List

CAS No.	Compound	Result	RL	MDL	Units	Q
83-32-9	Acenaphthene	ND	67	27	ug/kg	
208-96-8	Acenaphthylene	ND	67	27	ug/kg	
120-12-7	Anthracene	ND	67	17	ug/kg	
56-55-3	Benzo(a)anthracene	ND	13	3.3	ug/kg	
50-32-8	Benzo(a)pyrene	ND	13	3.3	ug/kg	
205-99-2	Benzo(b)fluoranthene	ND	13	3.3	ug/kg	
191-24-2	Benzo(g,h,i)perylene	ND	13	3.3	ug/kg	
207-08-9	Benzo(k)fluoranthene	ND	13	3.3	ug/kg	
218-01-9	Chrysene	ND	13	3.3	ug/kg	
53-70-3	Dibenzo(a,h)anthracene	ND	13	3.3	ug/kg	
206-44-0	Fluoranthene	ND	67	17	ug/kg	
86-73-7	Fluorene	ND	67	27	ug/kg	
193-39-5	Indeno(1,2,3-cd)pyrene	ND	13	3.3	ug/kg	
90-12-0	1-Methylnaphthalene	ND	67	27	ug/kg	
91-57-6	2-Methylnaphthalene	ND	67	27	ug/kg	
91-20-3	Naphthalene	ND	67	27	ug/kg	
85-01-8	Phenanthrene	ND	67	17	ug/kg	
129-00-0	Pyrene	ND	67	17	ug/kg	

CAS No.	Surrogate Recoveries	Run# 1	Run# 2	Limits
4165-60-0	Nitrobenzene-d5	80%		40-105%
321-60-8	2-Fluorobiphenyl	87%		43-107%
1718-51-0	Terphenyl-d14	82%		45-119%

(a) Analysis performed at SGS Accutest, Orlando FL.

ND = Not detected MDL = Method Detection Limit
 RL = Reporting Limit
 E = Indicates value exceeds calibration range

J = Indicates an estimated value
 B = Indicates analyte found in associated method blank
 N = Indicates presumptive evidence of a compound

Report of Analysis

Client Sample ID: E8-3	Date Sampled: 09/06/16
Lab Sample ID: C47015-30	Date Received: 09/08/16
Matrix: SO - Soil	Percent Solids: n/a
Method: SW846 8015C	
Project: Vallico Mall, Wolfe Rd, Cupertino CA	

	File ID	DF	Analyzed	By	Prep Date	Prep Batch	Analytical Batch
Run #1 ^a	UV075798.D	1	09/13/16	AFL	n/a	n/a	F:GUV4035
Run #2							

	Initial Weight	Final Volume	Methanol Aliquot
Run #1	6.42 g	5.0 ml	100 ul
Run #2			

CAS No.	Compound	Result	RL	MDL	Units	Q
	TPH-GRO (C6-C10)	ND	3.9	1.9	mg/kg	

CAS No.	Surrogate Recoveries	Run# 1	Run# 2	Limits
460-00-4	4-Bromofluorobenzene	92%		56-149%
98-08-8	aaa-Trifluorotoluene	94%		66-132%

(a) Soil vials were not preserved within 48 hours of sampling; results are considered minimum values. Analysis performed at SGS Accutest, Orlando FL.

ND = Not detected	MDL = Method Detection Limit	J = Indicates an estimated value
RL = Reporting Limit		B = Indicates analyte found in associated method blank
E = Indicates value exceeds calibration range		N = Indicates presumptive evidence of a compound

Report of Analysis

Client Sample ID: E8-3		Date Sampled: 09/06/16
Lab Sample ID: C47015-30		Date Received: 09/08/16
Matrix: SO - Soil		Percent Solids: n/a
Method: SW846 8081B SW846 3546		
Project: Vallico Mall, Wolfe Rd, Cupertino CA		

	File ID	DF	Analyzed	By	Prep Date	Prep Batch	Analytical Batch
Run #1 ^a	TT379368.D	1	09/14/16	AFL	09/12/16	F:OP61829	F:GTT1861
Run #2							

	Initial Weight	Final Volume
Run #1	15.2 g	5.0 ml
Run #2		

Pesticide PPL List

CAS No.	Compound	Result	RL	MDL	Units	Q
309-00-2	Aldrin ^b	ND	1.6	0.50	ug/kg	
319-84-6	alpha-BHC ^b	ND	1.6	0.51	ug/kg	
319-85-7	beta-BHC ^b	ND	1.6	0.50	ug/kg	
319-86-8	delta-BHC ^b	ND	1.6	0.48	ug/kg	
58-89-9	gamma-BHC (Lindane) ^b	ND	1.6	0.50	ug/kg	
12789-03-6	Chlordane	ND	16	6.6	ug/kg	
60-57-1	Dieldrin	ND	1.6	0.62	ug/kg	
72-54-8	4,4'-DDD	ND	3.3	0.57	ug/kg	
72-55-9	4,4'-DDE	ND	3.3	0.53	ug/kg	
50-29-3	4,4'-DDT	ND	3.3	0.64	ug/kg	
72-20-8	Endrin	ND	3.3	0.61	ug/kg	
1031-07-8	Endosulfan sulfate	ND	3.3	0.62	ug/kg	
7421-93-4	Endrin aldehyde	ND	3.3	0.61	ug/kg	
959-98-8	Endosulfan-I ^b	ND	1.6	0.48	ug/kg	
33213-65-9	Endosulfan-II	ND	1.6	0.61	ug/kg	
76-44-8	Heptachlor ^b	ND	1.6	0.56	ug/kg	
1024-57-3	Heptachlor epoxide ^b	ND	1.6	0.58	ug/kg	
72-43-5	Methoxychlor	ND	3.3	0.85	ug/kg	
8001-35-2	Toxaphene	ND	82	33	ug/kg	

CAS No.	Surrogate Recoveries	Run# 1	Run# 2	Limits
877-09-8	Tetrachloro-m-xylene	117%		50-122%
2051-24-3	Decachlorobiphenyl	73%		50-133%

(a) Analysis performed at SGS Accutest, Orlando FL.

(b) Associated CCV outside control limits.

ND = Not detected MDL = Method Detection Limit
 RL = Reporting Limit
 E = Indicates value exceeds calibration range

J = Indicates an estimated value
 B = Indicates analyte found in associated method blank
 N = Indicates presumptive evidence of a compound

Report of Analysis

Client Sample ID: E8-3		Date Sampled: 09/06/16
Lab Sample ID: C47015-30		Date Received: 09/08/16
Matrix: SO - Soil		Percent Solids: n/a
Method: SW846 8082A SW846 3546		
Project: Vallico Mall, Wolfe Rd, Cupertino CA		

	File ID	DF	Analyzed	By	Prep Date	Prep Batch	Analytical Batch
Run #1 ^a	ST138393.D	1	09/13/16	AFL	09/12/16	F:OP61830	F:GST3293
Run #2							

	Initial Weight	Final Volume
Run #1	15.2 g	5.0 ml
Run #2		

PCB List

CAS No.	Compound	Result	RL	MDL	Units	Q
12674-11-2	Aroclor 1016	ND	16	6.6	ug/kg	
11104-28-2	Aroclor 1221	ND	16	8.4	ug/kg	
11141-16-5	Aroclor 1232	ND	16	8.2	ug/kg	
53469-21-9	Aroclor 1242	ND	16	6.6	ug/kg	
12672-29-6	Aroclor 1248	ND	16	6.6	ug/kg	
11097-69-1	Aroclor 1254	ND	16	7.9	ug/kg	
11096-82-5	Aroclor 1260	ND	16	6.6	ug/kg	

CAS No.	Surrogate Recoveries	Run# 1	Run# 2	Limits
877-09-8	Tetrachloro-m-xylene	106%		44-126%
2051-24-3	Decachlorobiphenyl	114%		41-145%

(a) Analysis performed at SGS Accutest, Orlando FL.

ND = Not detected MDL = Method Detection Limit
 RL = Reporting Limit
 E = Indicates value exceeds calibration range

J = Indicates an estimated value
 B = Indicates analyte found in associated method blank
 N = Indicates presumptive evidence of a compound

Report of Analysis

Client Sample ID: E8-3	Date Sampled: 09/06/16
Lab Sample ID: C47015-30	Date Received: 09/08/16
Matrix: SO - Soil	Percent Solids: n/a
Method: SW846 8015C SW846 3550C	
Project: Vallico Mall, Wolfe Rd, Cupertino CA	

	File ID	DF	Analyzed	By	Prep Date	Prep Batch	Analytical Batch
Run #1 ^a	JR002680.D	1	09/15/16	AFL	09/12/16	F:OP61833	F:GJR98
Run #2							

	Initial Weight	Final Volume
Run #1	20.2 g	1.0 ml
Run #2		

TPH Extractable

CAS No.	Compound	Result	RL	MDL	Units	Q
	TPH (C10-C28)	ND	5.0	2.5	mg/kg	
	TPH (> C28-C40)	ND	5.0	2.5	mg/kg	

CAS No.	Surrogate Recoveries	Run# 1	Run# 2	Limits
84-15-1	o-Terphenyl	69%		56-122%

(a) Analysis performed at SGS Accutest, Orlando FL.

ND = Not detected MDL = Method Detection Limit
 RL = Reporting Limit
 E = Indicates value exceeds calibration range

J = Indicates an estimated value
 B = Indicates analyte found in associated method blank
 N = Indicates presumptive evidence of a compound

Report of Analysis

Client Sample ID: E8-3	Date Sampled: 09/06/16
Lab Sample ID: C47015-30	Date Received: 09/08/16
Matrix: SO - Soil	Percent Solids: n/a
Project: Vallico Mall, Wolfe Rd, Cupertino CA	

Metals Analysis

Analyte	Result	RL	Units	DF	Prep	Analyzed By	Method	Prep Method
Antimony ^a	< 3.8	3.8	mg/kg	5	09/12/16	09/12/16	AFL SW846 6010C ¹	SW846 3050B ³
Arsenic ^a	3.1	1.9	mg/kg	5	09/12/16	09/12/16	AFL SW846 6010C ¹	SW846 3050B ³
Barium ^a	112	38	mg/kg	5	09/12/16	09/12/16	AFL SW846 6010C ¹	SW846 3050B ³
Beryllium ^a	< 0.95	0.95	mg/kg	5	09/12/16	09/12/16	AFL SW846 6010C ¹	SW846 3050B ³
Cadmium ^a	< 0.76	0.76	mg/kg	5	09/12/16	09/12/16	AFL SW846 6010C ¹	SW846 3050B ³
Chromium ^a	77.5	1.9	mg/kg	5	09/12/16	09/12/16	AFL SW846 6010C ¹	SW846 3050B ³
Cobalt ^a	18.1	9.5	mg/kg	5	09/12/16	09/12/16	AFL SW846 6010C ¹	SW846 3050B ³
Copper ^a	33.5	4.8	mg/kg	5	09/12/16	09/12/16	AFL SW846 6010C ¹	SW846 3050B ³
Lead ^a	8.2	3.8	mg/kg	5	09/12/16	09/12/16	AFL SW846 6010C ¹	SW846 3050B ³
Mercury ^b	0.055	0.040	mg/kg	1	09/13/16	09/13/16	AFL SW846 7471B ²	SW846 7471B ⁴
Molybdenum ^a	< 9.5	9.5	mg/kg	5	09/12/16	09/12/16	AFL SW846 6010C ¹	SW846 3050B ³
Nickel ^a	83.1	7.6	mg/kg	5	09/12/16	09/12/16	AFL SW846 6010C ¹	SW846 3050B ³
Selenium ^a	< 3.8	3.8	mg/kg	5	09/12/16	09/12/16	AFL SW846 6010C ¹	SW846 3050B ³
Silver ^a	< 1.9	1.9	mg/kg	5	09/12/16	09/12/16	AFL SW846 6010C ¹	SW846 3050B ³
Thallium ^a	< 1.9	1.9	mg/kg	5	09/12/16	09/12/16	AFL SW846 6010C ¹	SW846 3050B ³
Vanadium ^a	53.9	9.5	mg/kg	5	09/12/16	09/12/16	AFL SW846 6010C ¹	SW846 3050B ³
Zinc ^a	49.0	3.8	mg/kg	5	09/12/16	09/12/16	AFL SW846 6010C ¹	SW846 3050B ³

(1) Instrument QC Batch: F:MA13399

(2) Instrument QC Batch: F:MA13400

(3) Prep QC Batch: F:MP30815

(4) Prep QC Batch: F:MP30820

(a) Sample dilution required due to difficult matrix. Analysis performed at SGS Accutest, Orlando FL.

(b) Analysis performed at SGS Accutest, Orlando FL.

RL = Reporting Limit

Report of Analysis

Client Sample ID: E8-4		Date Sampled: 09/06/16
Lab Sample ID: C47015-31		Date Received: 09/08/16
Matrix: SO - Soil		Percent Solids: n/a
Method: SW846 8260B		
Project: Vallico Mall, Wolfe Rd, Cupertino CA		

	File ID	DF	Analyzed	By	Prep Date	Prep Batch	Analytical Batch
Run #1 ^a	F0079449.D	1	09/09/16	AFL	n/a	n/a	F:VF2730
Run #2							

	Initial Weight	Final Volume
Run #1	6.40 g	5.0 ml
Run #2		

VOA 8260 List

CAS No.	Compound	Result	RL	MDL	Units	Q
67-64-1	Acetone	ND	39	8.0	ug/kg	
71-43-2	Benzene	ND	3.9	0.98	ug/kg	
108-86-1	Bromobenzene	ND	3.9	0.95	ug/kg	
74-97-5	Bromochloromethane	ND	3.9	0.87	ug/kg	
75-27-4	Bromodichloromethane	ND	3.9	0.78	ug/kg	
75-25-2	Bromoform	ND	3.9	0.78	ug/kg	
78-93-3	2-Butanone (MEK)	ND	20	7.1	ug/kg	
104-51-8	n-Butylbenzene	ND	3.9	0.78	ug/kg	
135-98-8	sec-Butylbenzene	ND	3.9	0.78	ug/kg	
98-06-6	tert-Butylbenzene	ND	3.9	0.78	ug/kg	
56-23-5	Carbon Tetrachloride	ND	3.9	1.4	ug/kg	
108-90-7	Chlorobenzene	ND	3.9	0.78	ug/kg	
75-00-3	Chloroethane	ND	3.9	1.6	ug/kg	
67-66-3	Chloroform	ND	3.9	0.95	ug/kg	
95-49-8	o-Chlorotoluene	ND	3.9	0.78	ug/kg	
106-43-4	p-Chlorotoluene	ND	3.9	0.78	ug/kg	
124-48-1	Dibromochloromethane	ND	3.9	0.78	ug/kg	
96-12-8	1,2-Dibromo-3-chloropropane	ND	3.9	1.7	ug/kg	
106-93-4	1,2-Dibromoethane	ND	3.9	0.78	ug/kg	
75-71-8	Dichlorodifluoromethane	ND	3.9	1.9	ug/kg	
95-50-1	1,2-Dichlorobenzene	ND	3.9	0.78	ug/kg	
541-73-1	1,3-Dichlorobenzene	ND	3.9	0.78	ug/kg	
106-46-7	1,4-Dichlorobenzene	ND	3.9	0.80	ug/kg	
75-34-3	1,1-Dichloroethane	ND	3.9	1.3	ug/kg	
107-06-2	1,2-Dichloroethane	ND	3.9	0.78	ug/kg	
75-35-4	1,1-Dichloroethylene	ND	3.9	0.78	ug/kg	
156-59-2	cis-1,2-Dichloroethylene	ND	3.9	0.94	ug/kg	
156-60-5	trans-1,2-Dichloroethylene	ND	3.9	1.2	ug/kg	
78-87-5	1,2-Dichloropropane	ND	3.9	1.2	ug/kg	
142-28-9	1,3-Dichloropropane	ND	3.9	0.78	ug/kg	
594-20-7	2,2-Dichloropropane	ND	3.9	0.78	ug/kg	
563-58-6	1,1-Dichloropropene	ND	3.9	1.0	ug/kg	

ND = Not detected MDL = Method Detection Limit

RL = Reporting Limit

E = Indicates value exceeds calibration range

J = Indicates an estimated value

B = Indicates analyte found in associated method blank

N = Indicates presumptive evidence of a compound

Report of Analysis

Client Sample ID: E8-4	
Lab Sample ID: C47015-31	Date Sampled: 09/06/16
Matrix: SO - Soil	Date Received: 09/08/16
Method: SW846 8260B	Percent Solids: n/a
Project: Vallico Mall, Wolfe Rd, Cupertino CA	

VOA 8260 List

CAS No.	Compound	Result	RL	MDL	Units	Q
10061-01-5	cis-1,3-Dichloropropene	ND	3.9	1.5	ug/kg	
10061-02-6	trans-1,3-Dichloropropene	ND	3.9	0.78	ug/kg	
108-20-3	Di-Isopropyl Ether	ND	3.9	0.93	ug/kg	
100-41-4	Ethylbenzene	ND	3.9	0.85	ug/kg	
637-92-3	Ethyl Tert Butyl Ether	ND	3.9	1.0	ug/kg	
87-68-3	Hexachlorobutadiene	ND	3.9	1.7	ug/kg	
591-78-6	2-Hexanone	ND	20	6.8	ug/kg	
98-82-8	Isopropylbenzene	ND	3.9	1.1	ug/kg	
99-87-6	p-Isopropyltoluene	ND	3.9	0.78	ug/kg	
74-83-9	Methyl Bromide	ND	3.9	2.0	ug/kg	
74-87-3	Methyl Chloride	ND	3.9	1.9	ug/kg	
74-95-3	Methylene Bromide	ND	3.9	1.4	ug/kg	
75-09-2	Methylene Chloride ^b	12.9	7.8	3.1	ug/kg	
108-10-1	4-Methyl-2-pentanone (MIBK)	ND	20	8.4	ug/kg	
1634-04-4	Methyl Tert Butyl Ether	ND	3.9	0.87	ug/kg	
91-20-3	Naphthalene	ND	3.9	1.6	ug/kg	
103-65-1	n-Propylbenzene	ND	3.9	0.97	ug/kg	
100-42-5	Styrene	ND	3.9	0.78	ug/kg	
994-05-8	Tert-Amyl Methyl Ether	ND	3.9	1.1	ug/kg	
75-65-0	Tert-Butyl Alcohol	ND	39	11	ug/kg	
630-20-6	1,1,1,2-Tetrachloroethane	ND	3.9	0.88	ug/kg	
79-34-5	1,1,2,2-Tetrachloroethane	ND	3.9	1.7	ug/kg	
127-18-4	Tetrachloroethylene	ND	3.9	1.0	ug/kg	
108-88-3	Toluene	ND	3.9	0.88	ug/kg	
87-61-6	1,2,3-Trichlorobenzene	ND	3.9	1.5	ug/kg	
120-82-1	1,2,4-Trichlorobenzene	ND	3.9	1.2	ug/kg	
71-55-6	1,1,1-Trichloroethane	ND	3.9	0.78	ug/kg	
79-00-5	1,1,2-Trichloroethane	ND	3.9	1.4	ug/kg	
79-01-6	Trichloroethylene	ND	3.9	0.91	ug/kg	
75-69-4	Trichlorofluoromethane	ND	3.9	1.5	ug/kg	
96-18-4	1,2,3-Trichloropropane	ND	3.9	1.3	ug/kg	
95-63-6	1,2,4-Trimethylbenzene	ND	3.9	0.78	ug/kg	
108-67-8	1,3,5-Trimethylbenzene	ND	3.9	0.78	ug/kg	
75-01-4	Vinyl Chloride	ND	3.9	1.3	ug/kg	
1330-20-7	Xylene (total)	ND	12	2.2	ug/kg	

CAS No.	Surrogate Recoveries	Run# 1	Run# 2	Limits
1868-53-7	Dibromofluoromethane	115%		75-124%
17060-07-0	1,2-Dichloroethane-D4	119%		72-135%

ND = Not detected MDL = Method Detection Limit
 RL = Reporting Limit
 E = Indicates value exceeds calibration range

J = Indicates an estimated value
 B = Indicates analyte found in associated method blank
 N = Indicates presumptive evidence of a compound

Report of Analysis

Client Sample ID:	E8-4	Date Sampled:	09/06/16
Lab Sample ID:	C47015-31	Date Received:	09/08/16
Matrix:	SO - Soil	Percent Solids:	n/a
Method:	SW846 8260B		
Project:	Vallico Mall, Wolfe Rd, Cupertino CA		

VOA 8260 List

CAS No.	Surrogate Recoveries	Run# 1	Run# 2	Limits
2037-26-5	Toluene-D8	92%		75-126%
460-00-4	4-Bromofluorobenzene	98%		71-133%

- (a) Soil vials were not received within 48 hours of sampling; results are considered minimum values. Analysis performed at SGS Accutest, Orlando FL.
- (b) Suspected laboratory contaminant.

ND = Not detected MDL = Method Detection Limit
 RL = Reporting Limit
 E = Indicates value exceeds calibration range

J = Indicates an estimated value
 B = Indicates analyte found in associated method blank
 N = Indicates presumptive evidence of a compound

Report of Analysis

Client Sample ID: E8-4		Date Sampled: 09/06/16
Lab Sample ID: C47015-31		Date Received: 09/08/16
Matrix: SO - Soil		Percent Solids: n/a
Method: SW846 8270D SW846 3550C		
Project: Vallico Mall, Wolfe Rd, Cupertino CA		

	File ID	DF	Analyzed	By	Prep Date	Prep Batch	Analytical Batch
Run #1 ^a	X049016.D	1	09/13/16	AFL	09/12/16	F:OP61834	F:SX2121
Run #2							

	Initial Weight	Final Volume
Run #1	30.2 g	1.0 ml
Run #2		

ABN Full List w/o PAHs

CAS No.	Compound	Result	RL	MDL	Units	Q
65-85-0	Benzoic Acid	ND	830	170	ug/kg	
59-50-7	4-Chloro-3-methyl Phenol	ND	170	25	ug/kg	
95-57-8	2-Chlorophenol	ND	170	21	ug/kg	
120-83-2	2,4-Dichlorophenol	ND	170	23	ug/kg	
105-67-9	2,4-Dimethylphenol	ND	170	20	ug/kg	
51-28-5	2,4-Dinitrophenol	ND	830	170	ug/kg	
534-52-1	4,6-Dinitro-o-cresol	ND	330	66	ug/kg	
95-48-7	2-Methylphenol	ND	170	18	ug/kg	
	3&4-Methylphenol	ND	170	39	ug/kg	
88-75-5	2-Nitrophenol	ND	170	20	ug/kg	
100-02-7	4-Nitrophenol	ND	830	130	ug/kg	
87-86-5	Pentachlorophenol	ND	830	130	ug/kg	
108-95-2	Phenol	ND	170	20	ug/kg	
95-95-4	2,4,5-Trichlorophenol	ND	170	18	ug/kg	
88-06-2	2,4,6-Trichlorophenol	ND	170	20	ug/kg	
62-53-3	Aniline	ND	170	33	ug/kg	
92-87-5	Benzidine	ND	1700	330	ug/kg	
100-51-6	Benzyl Alcohol	ND	170	22	ug/kg	
101-55-3	4-Bromophenyl phenyl ether	ND	170	19	ug/kg	
85-68-7	Butyl benzyl phthalate	ND	170	33	ug/kg	
86-74-8	Carbazole	ND	170	19	ug/kg	
106-47-8	4-Chloroaniline	ND	170	23	ug/kg	
111-91-1	bis(2-Chloroethoxy)methane	ND	170	25	ug/kg	
111-44-4	bis(2-Chloroethyl)ether	ND	170	30	ug/kg	
108-60-1	bis(2-Chloroisopropyl)ether	ND	170	24	ug/kg	
91-58-7	2-Chloronaphthalene	ND	170	23	ug/kg	
7005-72-3	4-Chlorophenyl phenyl ether	ND	170	21	ug/kg	
132-64-9	Dibenzofuran	ND	170	21	ug/kg	
95-50-1	1,2-Dichlorobenzene	ND	170	17	ug/kg	
541-73-1	1,3-Dichlorobenzene	ND	170	19	ug/kg	
106-46-7	1,4-Dichlorobenzene	ND	170	20	ug/kg	
91-94-1	3,3'-Dichlorobenzidine	ND	170	18	ug/kg	

ND = Not detected MDL = Method Detection Limit

RL = Reporting Limit

E = Indicates value exceeds calibration range

J = Indicates an estimated value

B = Indicates analyte found in associated method blank

N = Indicates presumptive evidence of a compound

Report of Analysis

Client Sample ID: E8-4		Date Sampled: 09/06/16
Lab Sample ID: C47015-31		Date Received: 09/08/16
Matrix: SO - Soil		Percent Solids: n/a
Method: SW846 8270D SW846 3550C		
Project: Vallico Mall, Wolfe Rd, Cupertino CA		

ABN Full List w/o PAHs

CAS No.	Compound	Result	RL	MDL	Units	Q
84-66-2	Diethyl Phthalate	ND	330	33	ug/kg	
131-11-3	Dimethyl Phthalate	ND	170	33	ug/kg	
117-84-0	Di-n-octyl Phthalate	ND	170	33	ug/kg	
84-74-2	Di-n-butyl Phthalate	ND	330	66	ug/kg	
121-14-2	2,4-Dinitrotoluene	ND	170	17	ug/kg	
606-20-2	2,6-Dinitrotoluene	ND	170	21	ug/kg	
122-66-7	1,2-Diphenylhydrazine	ND	170	27	ug/kg	
117-81-7	bis(2-Ethylhexyl)phthalate	ND	330	33	ug/kg	
118-74-1	Hexachlorobenzene	ND	170	20	ug/kg	
87-68-3	Hexachlorobutadiene	ND	170	19	ug/kg	
77-47-4	Hexachlorocyclopentadiene	ND	170	33	ug/kg	
67-72-1	Hexachloroethane	ND	170	19	ug/kg	
78-59-1	Isophorone	ND	170	17	ug/kg	
88-74-4	2-Nitroaniline	ND	170	28	ug/kg	
99-09-2	3-Nitroaniline	ND	170	28	ug/kg	
100-01-6	4-Nitroaniline	ND	170	28	ug/kg	
98-95-3	Nitrobenzene	ND	170	22	ug/kg	
62-75-9	N-Nitrosodimethylamine	ND	170	40	ug/kg	
621-64-7	N-Nitrosodi-n-propylamine	ND	170	17	ug/kg	
86-30-6	N-Nitrosodiphenylamine	ND	170	32	ug/kg	
110-86-1	Pyridine	ND	330	33	ug/kg	
120-82-1	1,2,4-Trichlorobenzene	ND	170	20	ug/kg	

CAS No.	Surrogate Recoveries	Run# 1	Run# 2	Limits
367-12-4	2-Fluorophenol	57%		40-102%
4165-62-2	Phenol-d5	63%		41-100%
118-79-6	2,4,6-Tribromophenol	88%		42-108%
4165-60-0	Nitrobenzene-d5	58%		40-105%
321-60-8	2-Fluorobiphenyl	64%		43-107%
1718-51-0	Terphenyl-d14	72%		45-119%

(a) Analysis performed at SGS Accutest, Orlando FL.

ND = Not detected MDL = Method Detection Limit
 RL = Reporting Limit
 E = Indicates value exceeds calibration range

J = Indicates an estimated value
 B = Indicates analyte found in associated method blank
 N = Indicates presumptive evidence of a compound

Report of Analysis

Client Sample ID: E8-4		Date Sampled: 09/06/16
Lab Sample ID: C47015-31		Date Received: 09/08/16
Matrix: SO - Soil		Percent Solids: n/a
Method: SW846 8270D BY SIM SW846 3546		
Project: Vallico Mall, Wolfe Rd, Cupertino CA		

	File ID	DF	Analyzed	By	Prep Date	Prep Batch	Analytical Batch
Run #1 ^a	W094955.D	1	09/13/16	AFL	09/12/16	F:OP61828	F:SW4253
Run #2							

	Initial Weight	Final Volume
Run #1	15.1 g	1.0 ml
Run #2		

BN PAH List

CAS No.	Compound	Result	RL	MDL	Units	Q
83-32-9	Acenaphthene	ND	66	26	ug/kg	
208-96-8	Acenaphthylene	ND	66	26	ug/kg	
120-12-7	Anthracene	ND	66	17	ug/kg	
56-55-3	Benzo(a)anthracene	ND	13	3.3	ug/kg	
50-32-8	Benzo(a)pyrene	ND	13	3.3	ug/kg	
205-99-2	Benzo(b)fluoranthene	ND	13	3.3	ug/kg	
191-24-2	Benzo(g,h,i)perylene	ND	13	3.3	ug/kg	
207-08-9	Benzo(k)fluoranthene	ND	13	3.3	ug/kg	
218-01-9	Chrysene	ND	13	3.3	ug/kg	
53-70-3	Dibenzo(a,h)anthracene	ND	13	3.3	ug/kg	
206-44-0	Fluoranthene	ND	66	17	ug/kg	
86-73-7	Fluorene	ND	66	26	ug/kg	
193-39-5	Indeno(1,2,3-cd)pyrene	ND	13	3.3	ug/kg	
90-12-0	1-Methylnaphthalene	ND	66	26	ug/kg	
91-57-6	2-Methylnaphthalene	ND	66	26	ug/kg	
91-20-3	Naphthalene	ND	66	26	ug/kg	
85-01-8	Phenanthrene	ND	66	17	ug/kg	
129-00-0	Pyrene	ND	66	17	ug/kg	

CAS No.	Surrogate Recoveries	Run# 1	Run# 2	Limits
4165-60-0	Nitrobenzene-d5	69%		40-105%
321-60-8	2-Fluorobiphenyl	68%		43-107%
1718-51-0	Terphenyl-d14	77%		45-119%

(a) Analysis performed at SGS Accutest, Orlando FL.

ND = Not detected MDL = Method Detection Limit
 RL = Reporting Limit
 E = Indicates value exceeds calibration range

J = Indicates an estimated value
 B = Indicates analyte found in associated method blank
 N = Indicates presumptive evidence of a compound

Report of Analysis

Client Sample ID: E8-4		Date Sampled: 09/06/16
Lab Sample ID: C47015-31		Date Received: 09/08/16
Matrix: SO - Soil		Percent Solids: n/a
Method: SW846 8015C		
Project: Vallico Mall, Wolfe Rd, Cupertino CA		

	File ID	DF	Analyzed	By	Prep Date	Prep Batch	Analytical Batch
Run #1 ^a	UV075799.D	1	09/13/16	AFL	n/a	n/a	F:GUV4035
Run #2							

	Initial Weight	Final Volume	Methanol Aliquot
Run #1	5.31 g	5.0 ml	100 ul
Run #2			

CAS No.	Compound	Result	RL	MDL	Units	Q
	TPH-GRO (C6-C10)	ND	4.7	2.4	mg/kg	

CAS No.	Surrogate Recoveries	Run# 1	Run# 2	Limits
460-00-4	4-Bromofluorobenzene	94%		56-149%
98-08-8	aaa-Trifluorotoluene	95%		66-132%

(a) Soil vials were not preserved within 48 hours of sampling; results are considered minimum values. Analysis performed at SGS Accutest, Orlando FL.

ND = Not detected MDL = Method Detection Limit

RL = Reporting Limit

E = Indicates value exceeds calibration range

J = Indicates an estimated value

B = Indicates analyte found in associated method blank

N = Indicates presumptive evidence of a compound

Report of Analysis

Client Sample ID: E8-4		Date Sampled: 09/06/16
Lab Sample ID: C47015-31		Date Received: 09/08/16
Matrix: SO - Soil		Percent Solids: n/a
Method: SW846 8081B SW846 3546		
Project: Vallico Mall, Wolfe Rd, Cupertino CA		

	File ID	DF	Analyzed	By	Prep Date	Prep Batch	Analytical Batch
Run #1 ^a	TT379369.D	1	09/14/16	AFL	09/12/16	F:OP61829	F:GTT1861
Run #2							

	Initial Weight	Final Volume
Run #1	15.4 g	5.0 ml
Run #2		

Pesticide PPL List

CAS No.	Compound	Result	RL	MDL	Units	Q
309-00-2	Aldrin ^b	ND	1.6	0.49	ug/kg	
319-84-6	alpha-BHC ^b	ND	1.6	0.50	ug/kg	
319-85-7	beta-BHC ^b	ND	1.6	0.50	ug/kg	
319-86-8	delta-BHC ^b	ND	1.6	0.47	ug/kg	
58-89-9	gamma-BHC (Lindane) ^b	ND	1.6	0.50	ug/kg	
12789-03-6	Chlordane	ND	16	6.5	ug/kg	
60-57-1	Dieldrin	ND	1.6	0.61	ug/kg	
72-54-8	4,4'-DDD	ND	3.2	0.56	ug/kg	
72-55-9	4,4'-DDE	ND	3.2	0.52	ug/kg	
50-29-3	4,4'-DDT	ND	3.2	0.64	ug/kg	
72-20-8	Endrin	ND	3.2	0.60	ug/kg	
1031-07-8	Endosulfan sulfate	ND	3.2	0.61	ug/kg	
7421-93-4	Endrin aldehyde	ND	3.2	0.60	ug/kg	
959-98-8	Endosulfan-I ^b	ND	1.6	0.47	ug/kg	
33213-65-9	Endosulfan-II	ND	1.6	0.60	ug/kg	
76-44-8	Heptachlor ^b	ND	1.6	0.55	ug/kg	
1024-57-3	Heptachlor epoxide ^b	ND	1.6	0.57	ug/kg	
72-43-5	Methoxychlor	ND	3.2	0.83	ug/kg	
8001-35-2	Toxaphene	ND	81	32	ug/kg	

CAS No.	Surrogate Recoveries	Run# 1	Run# 2	Limits
877-09-8	Tetrachloro-m-xylene	103%		50-122%
2051-24-3	Decachlorobiphenyl	61%		50-133%

(a) Analysis performed at SGS Accutest, Orlando FL.

(b) Associated CCV outside control limits.

ND = Not detected MDL = Method Detection Limit
 RL = Reporting Limit
 E = Indicates value exceeds calibration range

J = Indicates an estimated value
 B = Indicates analyte found in associated method blank
 N = Indicates presumptive evidence of a compound

Report of Analysis

Client Sample ID: E8-4		Date Sampled: 09/06/16
Lab Sample ID: C47015-31		Date Received: 09/08/16
Matrix: SO - Soil		Percent Solids: n/a
Method: SW846 8082A SW846 3546		
Project: Vallico Mall, Wolfe Rd, Cupertino CA		

	File ID	DF	Analyzed	By	Prep Date	Prep Batch	Analytical Batch
Run #1 ^a	ST138394.D	1	09/13/16	AFL	09/12/16	F:OP61830	F:GST3293
Run #2							

	Initial Weight	Final Volume
Run #1	15.4 g	5.0 ml
Run #2		

PCB List

CAS No.	Compound	Result	RL	MDL	Units	Q
12674-11-2	Aroclor 1016	ND	16	6.5	ug/kg	
11104-28-2	Aroclor 1221	ND	16	8.3	ug/kg	
11141-16-5	Aroclor 1232	ND	16	8.1	ug/kg	
53469-21-9	Aroclor 1242	ND	16	6.5	ug/kg	
12672-29-6	Aroclor 1248	ND	16	6.5	ug/kg	
11097-69-1	Aroclor 1254	ND	16	7.8	ug/kg	
11096-82-5	Aroclor 1260	ND	16	6.5	ug/kg	

CAS No.	Surrogate Recoveries	Run# 1	Run# 2	Limits
877-09-8	Tetrachloro-m-xylene	95%		44-126%
2051-24-3	Decachlorobiphenyl	99%		41-145%

(a) Analysis performed at SGS Accutest, Orlando FL.

ND = Not detected MDL = Method Detection Limit
 RL = Reporting Limit
 E = Indicates value exceeds calibration range

J = Indicates an estimated value
 B = Indicates analyte found in associated method blank
 N = Indicates presumptive evidence of a compound

Report of Analysis

Client Sample ID: E8-4		Date Sampled: 09/06/16
Lab Sample ID: C47015-31		Date Received: 09/08/16
Matrix: SO - Soil		Percent Solids: n/a
Method: SW846 8015C SW846 3550C		
Project: Vallico Mall, Wolfe Rd, Cupertino CA		

	File ID	DF	Analyzed	By	Prep Date	Prep Batch	Analytical Batch
Run #1 ^a	JR002681.D	1	09/15/16	AFL	09/12/16	F:OP61833	F:GJR98
Run #2							

	Initial Weight	Final Volume
Run #1	20.1 g	1.0 ml
Run #2		

TPH Extractable

CAS No.	Compound	Result	RL	MDL	Units	Q
	TPH (C10-C28)	ND	5.0	2.5	mg/kg	
	TPH (> C28-C40)	ND	5.0	2.5	mg/kg	

CAS No.	Surrogate Recoveries	Run# 1	Run# 2	Limits
84-15-1	o-Terphenyl	80%		56-122%

(a) Analysis performed at SGS Accutest, Orlando FL.

ND = Not detected MDL = Method Detection Limit
 RL = Reporting Limit
 E = Indicates value exceeds calibration range

J = Indicates an estimated value
 B = Indicates analyte found in associated method blank
 N = Indicates presumptive evidence of a compound

Report of Analysis

Client Sample ID: E8-4	Date Sampled: 09/06/16
Lab Sample ID: C47015-31	Date Received: 09/08/16
Matrix: SO - Soil	Percent Solids: n/a
Project: Vallico Mall, Wolfe Rd, Cupertino CA	

Metals Analysis

Analyte	Result	RL	Units	DF	Prep	Analyzed By	Method	Prep Method
Antimony ^a	< 4.5	4.5	mg/kg	5	09/12/16	09/12/16	AFL SW846 6010C ¹	SW846 3050B ³
Arsenic ^a	4.4	2.2	mg/kg	5	09/12/16	09/12/16	AFL SW846 6010C ¹	SW846 3050B ³
Barium ^a	86.7	45	mg/kg	5	09/12/16	09/12/16	AFL SW846 6010C ¹	SW846 3050B ³
Beryllium ^a	< 1.1	1.1	mg/kg	5	09/12/16	09/12/16	AFL SW846 6010C ¹	SW846 3050B ³
Cadmium ^a	< 0.89	0.89	mg/kg	5	09/12/16	09/12/16	AFL SW846 6010C ¹	SW846 3050B ³
Chromium ^a	49.5	2.2	mg/kg	5	09/12/16	09/12/16	AFL SW846 6010C ¹	SW846 3050B ³
Cobalt ^a	11.1	11	mg/kg	5	09/12/16	09/12/16	AFL SW846 6010C ¹	SW846 3050B ³
Copper ^a	25.1	5.6	mg/kg	5	09/12/16	09/12/16	AFL SW846 6010C ¹	SW846 3050B ³
Lead ^a	8.2	4.5	mg/kg	5	09/12/16	09/12/16	AFL SW846 6010C ¹	SW846 3050B ³
Mercury ^b	0.065	0.038	mg/kg	1	09/13/16	09/13/16	AFL SW846 7471B ²	SW846 7471B ⁴
Molybdenum ^a	< 11	11	mg/kg	5	09/12/16	09/12/16	AFL SW846 6010C ¹	SW846 3050B ³
Nickel ^a	61.8	8.9	mg/kg	5	09/12/16	09/12/16	AFL SW846 6010C ¹	SW846 3050B ³
Selenium ^a	< 4.5	4.5	mg/kg	5	09/12/16	09/12/16	AFL SW846 6010C ¹	SW846 3050B ³
Silver ^a	< 2.2	2.2	mg/kg	5	09/12/16	09/12/16	AFL SW846 6010C ¹	SW846 3050B ³
Thallium ^a	< 2.2	2.2	mg/kg	5	09/12/16	09/12/16	AFL SW846 6010C ¹	SW846 3050B ³
Vanadium ^a	44.9	11	mg/kg	5	09/12/16	09/12/16	AFL SW846 6010C ¹	SW846 3050B ³
Zinc ^a	49.6	4.5	mg/kg	5	09/12/16	09/12/16	AFL SW846 6010C ¹	SW846 3050B ³

(1) Instrument QC Batch: F:MA13399

(2) Instrument QC Batch: F:MA13400

(3) Prep QC Batch: F:MP30815

(4) Prep QC Batch: F:MP30820

(a) Sample dilution required due to difficult matrix. Analysis performed at SGS Accutest, Orlando FL.

(b) Analysis performed at SGS Accutest, Orlando FL.

RL = Reporting Limit

Report of Analysis

Client Sample ID: E8-5		Date Sampled: 09/06/16
Lab Sample ID: C47015-32		Date Received: 09/08/16
Matrix: SO - Soil		Percent Solids: n/a
Method: SW846 8260B		
Project: Vallico Mall, Wolfe Rd, Cupertino CA		

	File ID	DF	Analyzed	By	Prep Date	Prep Batch	Analytical Batch
Run #1 ^a	F0079469.D	1	09/10/16	AFL	n/a	n/a	F:VF2731
Run #2							

	Initial Weight	Final Volume
Run #1	6.13 g	5.0 ml
Run #2		

VOA 8260 List

CAS No.	Compound	Result	RL	MDL	Units	Q
67-64-1	Acetone	ND	41	8.3	ug/kg	
71-43-2	Benzene	ND	4.1	1.0	ug/kg	
108-86-1	Bromobenzene	ND	4.1	1.0	ug/kg	
74-97-5	Bromochloromethane	ND	4.1	0.91	ug/kg	
75-27-4	Bromodichloromethane	ND	4.1	0.82	ug/kg	
75-25-2	Bromoform	ND	4.1	0.82	ug/kg	
78-93-3	2-Butanone (MEK)	ND	20	7.4	ug/kg	
104-51-8	n-Butylbenzene	ND	4.1	0.82	ug/kg	
135-98-8	sec-Butylbenzene	ND	4.1	0.82	ug/kg	
98-06-6	tert-Butylbenzene	ND	4.1	0.82	ug/kg	
56-23-5	Carbon Tetrachloride	ND	4.1	1.5	ug/kg	
108-90-7	Chlorobenzene	ND	4.1	0.82	ug/kg	
75-00-3	Chloroethane	ND	4.1	1.6	ug/kg	
67-66-3	Chloroform	ND	4.1	1.0	ug/kg	
95-49-8	o-Chlorotoluene	ND	4.1	0.82	ug/kg	
106-43-4	p-Chlorotoluene	ND	4.1	0.82	ug/kg	
124-48-1	Dibromochloromethane	ND	4.1	0.82	ug/kg	
96-12-8	1,2-Dibromo-3-chloropropane	ND	4.1	1.8	ug/kg	
106-93-4	1,2-Dibromoethane	ND	4.1	0.82	ug/kg	
75-71-8	Dichlorodifluoromethane	ND	4.1	2.0	ug/kg	
95-50-1	1,2-Dichlorobenzene	ND	4.1	0.82	ug/kg	
541-73-1	1,3-Dichlorobenzene	ND	4.1	0.82	ug/kg	
106-46-7	1,4-Dichlorobenzene	ND	4.1	0.83	ug/kg	
75-34-3	1,1-Dichloroethane	ND	4.1	1.4	ug/kg	
107-06-2	1,2-Dichloroethane	ND	4.1	0.82	ug/kg	
75-35-4	1,1-Dichloroethylene	ND	4.1	0.82	ug/kg	
156-59-2	cis-1,2-Dichloroethylene	ND	4.1	0.98	ug/kg	
156-60-5	trans-1,2-Dichloroethylene	ND	4.1	1.2	ug/kg	
78-87-5	1,2-Dichloropropane	ND	4.1	1.3	ug/kg	
142-28-9	1,3-Dichloropropane	ND	4.1	0.82	ug/kg	
594-20-7	2,2-Dichloropropane	ND	4.1	0.82	ug/kg	
563-58-6	1,1-Dichloropropene	ND	4.1	1.1	ug/kg	

ND = Not detected MDL = Method Detection Limit

RL = Reporting Limit

E = Indicates value exceeds calibration range

J = Indicates an estimated value

B = Indicates analyte found in associated method blank

N = Indicates presumptive evidence of a compound

Report of Analysis

Client Sample ID:	E8-5	Date Sampled:	09/06/16
Lab Sample ID:	C47015-32	Date Received:	09/08/16
Matrix:	SO - Soil	Percent Solids:	n/a
Method:	SW846 8260B		
Project:	Vallico Mall, Wolfe Rd, Cupertino CA		

VOA 8260 List

CAS No.	Compound	Result	RL	MDL	Units	Q
10061-01-5	cis-1,3-Dichloropropene	ND	4.1	1.5	ug/kg	
10061-02-6	trans-1,3-Dichloropropene	ND	4.1	0.82	ug/kg	
108-20-3	Di-Isopropyl Ether	ND	4.1	0.97	ug/kg	
100-41-4	Ethylbenzene	ND	4.1	0.89	ug/kg	
637-92-3	Ethyl Tert Butyl Ether	ND	4.1	1.0	ug/kg	
87-68-3	Hexachlorobutadiene	ND	4.1	1.8	ug/kg	
591-78-6	2-Hexanone	ND	20	7.1	ug/kg	
98-82-8	Isopropylbenzene	ND	4.1	1.2	ug/kg	
99-87-6	p-Isopropyltoluene	ND	4.1	0.82	ug/kg	
74-83-9	Methyl Bromide	ND	4.1	2.1	ug/kg	
74-87-3	Methyl Chloride	ND	4.1	2.0	ug/kg	
74-95-3	Methylene Bromide	ND	4.1	1.5	ug/kg	
75-09-2	Methylene Chloride ^b	7.8	8.2	3.3	ug/kg	J
108-10-1	4-Methyl-2-pentanone (MIBK)	ND	20	8.7	ug/kg	
1634-04-4	Methyl Tert Butyl Ether	ND	4.1	0.91	ug/kg	
91-20-3	Naphthalene	ND	4.1	1.6	ug/kg	
103-65-1	n-Propylbenzene	ND	4.1	1.0	ug/kg	
100-42-5	Styrene	ND	4.1	0.82	ug/kg	
994-05-8	Tert-Amyl Methyl Ether	ND	4.1	1.1	ug/kg	
75-65-0	Tert-Butyl Alcohol	ND	41	11	ug/kg	
630-20-6	1,1,1,2-Tetrachloroethane	ND	4.1	0.91	ug/kg	
79-34-5	1,1,2,2-Tetrachloroethane	ND	4.1	1.8	ug/kg	
127-18-4	Tetrachloroethylene	ND	4.1	1.1	ug/kg	
108-88-3	Toluene	ND	4.1	0.92	ug/kg	
87-61-6	1,2,3-Trichlorobenzene	ND	4.1	1.6	ug/kg	
120-82-1	1,2,4-Trichlorobenzene	ND	4.1	1.2	ug/kg	
71-55-6	1,1,1-Trichloroethane	ND	4.1	0.82	ug/kg	
79-00-5	1,1,2-Trichloroethane	ND	4.1	1.5	ug/kg	
79-01-6	Trichloroethylene	ND	4.1	0.95	ug/kg	
75-69-4	Trichlorofluoromethane	ND	4.1	1.5	ug/kg	
96-18-4	1,2,3-Trichloropropane	ND	4.1	1.3	ug/kg	
95-63-6	1,2,4-Trimethylbenzene	ND	4.1	0.82	ug/kg	
108-67-8	1,3,5-Trimethylbenzene	ND	4.1	0.82	ug/kg	
75-01-4	Vinyl Chloride	ND	4.1	1.4	ug/kg	
1330-20-7	Xylene (total)	ND	12	2.3	ug/kg	

CAS No.	Surrogate Recoveries	Run# 1	Run# 2	Limits
1868-53-7	Dibromofluoromethane	123%		75-124%
17060-07-0	1,2-Dichloroethane-D4	128%		72-135%

ND = Not detected MDL = Method Detection Limit
 RL = Reporting Limit
 E = Indicates value exceeds calibration range

J = Indicates an estimated value
 B = Indicates analyte found in associated method blank
 N = Indicates presumptive evidence of a compound

Report of Analysis

Client Sample ID: E8-5	Date Sampled: 09/06/16
Lab Sample ID: C47015-32	Date Received: 09/08/16
Matrix: SO - Soil	Percent Solids: n/a
Method: SW846 8260B	
Project: Vallico Mall, Wolfe Rd, Cupertino CA	

VOA 8260 List

CAS No.	Surrogate Recoveries	Run# 1	Run# 2	Limits
2037-26-5	Toluene-D8	93%		75-126%
460-00-4	4-Bromofluorobenzene	95%		71-133%

- (a) Soil vials were not received within 48 hours of sampling; results are considered minimum values. Analysis performed at SGS Accutest, Orlando FL.
- (b) Suspected laboratory contaminant.

ND = Not detected	MDL = Method Detection Limit	J = Indicates an estimated value
RL = Reporting Limit		B = Indicates analyte found in associated method blank
E = Indicates value exceeds calibration range		N = Indicates presumptive evidence of a compound

Report of Analysis

Client Sample ID: E8-5		Date Sampled: 09/06/16
Lab Sample ID: C47015-32		Date Received: 09/08/16
Matrix: SO - Soil		Percent Solids: n/a
Method: SW846 8270D SW846 3550C		
Project: Vallico Mall, Wolfe Rd, Cupertino CA		

	File ID	DF	Analyzed	By	Prep Date	Prep Batch	Analytical Batch
Run #1 ^a	X049017.D	1	09/13/16	AFL	09/12/16	F:OP61834	F:SX2121
Run #2							

	Initial Weight	Final Volume
Run #1	30.0 g	1.0 ml
Run #2		

ABN Full List w/o PAHs

CAS No.	Compound	Result	RL	MDL	Units	Q
65-85-0	Benzoic Acid	ND	830	170	ug/kg	
59-50-7	4-Chloro-3-methyl Phenol	ND	170	25	ug/kg	
95-57-8	2-Chlorophenol	ND	170	21	ug/kg	
120-83-2	2,4-Dichlorophenol	ND	170	23	ug/kg	
105-67-9	2,4-Dimethylphenol	ND	170	20	ug/kg	
51-28-5	2,4-Dinitrophenol	ND	830	170	ug/kg	
534-52-1	4,6-Dinitro-o-cresol	ND	330	67	ug/kg	
95-48-7	2-Methylphenol	ND	170	18	ug/kg	
	3&4-Methylphenol	ND	170	39	ug/kg	
88-75-5	2-Nitrophenol	ND	170	21	ug/kg	
100-02-7	4-Nitrophenol	ND	830	130	ug/kg	
87-86-5	Pentachlorophenol	ND	830	130	ug/kg	
108-95-2	Phenol	ND	170	20	ug/kg	
95-95-4	2,4,5-Trichlorophenol	ND	170	18	ug/kg	
88-06-2	2,4,6-Trichlorophenol	ND	170	20	ug/kg	
62-53-3	Aniline	ND	170	33	ug/kg	
92-87-5	Benzidine	ND	1700	330	ug/kg	
100-51-6	Benzyl Alcohol	ND	170	22	ug/kg	
101-55-3	4-Bromophenyl phenyl ether	ND	170	19	ug/kg	
85-68-7	Butyl benzyl phthalate	ND	170	33	ug/kg	
86-74-8	Carbazole	ND	170	19	ug/kg	
106-47-8	4-Chloroaniline	ND	170	23	ug/kg	
111-91-1	bis(2-Chloroethoxy)methane	ND	170	25	ug/kg	
111-44-4	bis(2-Chloroethyl)ether	ND	170	30	ug/kg	
108-60-1	bis(2-Chloroisopropyl)ether	ND	170	24	ug/kg	
91-58-7	2-Chloronaphthalene	ND	170	23	ug/kg	
7005-72-3	4-Chlorophenyl phenyl ether	ND	170	21	ug/kg	
132-64-9	Dibenzofuran	ND	170	21	ug/kg	
95-50-1	1,2-Dichlorobenzene	ND	170	17	ug/kg	
541-73-1	1,3-Dichlorobenzene	ND	170	19	ug/kg	
106-46-7	1,4-Dichlorobenzene	ND	170	20	ug/kg	
91-94-1	3,3'-Dichlorobenzidine	ND	170	18	ug/kg	

ND = Not detected MDL = Method Detection Limit

RL = Reporting Limit

E = Indicates value exceeds calibration range

J = Indicates an estimated value

B = Indicates analyte found in associated method blank

N = Indicates presumptive evidence of a compound

Report of Analysis

Client Sample ID: E8-5		Date Sampled: 09/06/16
Lab Sample ID: C47015-32		Date Received: 09/08/16
Matrix: SO - Soil		Percent Solids: n/a
Method: SW846 8270D SW846 3550C		
Project: Vallico Mall, Wolfe Rd, Cupertino CA		

ABN Full List w/o PAHs

CAS No.	Compound	Result	RL	MDL	Units	Q
84-66-2	Diethyl Phthalate	ND	330	33	ug/kg	
131-11-3	Dimethyl Phthalate	ND	170	33	ug/kg	
117-84-0	Di-n-octyl Phthalate	ND	170	33	ug/kg	
84-74-2	Di-n-butyl Phthalate	ND	330	67	ug/kg	
121-14-2	2,4-Dinitrotoluene	ND	170	17	ug/kg	
606-20-2	2,6-Dinitrotoluene	ND	170	21	ug/kg	
122-66-7	1,2-Diphenylhydrazine	ND	170	28	ug/kg	
117-81-7	bis(2-Ethylhexyl)phthalate	ND	330	33	ug/kg	
118-74-1	Hexachlorobenzene	ND	170	21	ug/kg	
87-68-3	Hexachlorobutadiene	ND	170	19	ug/kg	
77-47-4	Hexachlorocyclopentadiene	ND	170	33	ug/kg	
67-72-1	Hexachloroethane	ND	170	19	ug/kg	
78-59-1	Isophorone	ND	170	17	ug/kg	
88-74-4	2-Nitroaniline	ND	170	28	ug/kg	
99-09-2	3-Nitroaniline	ND	170	28	ug/kg	
100-01-6	4-Nitroaniline	ND	170	28	ug/kg	
98-95-3	Nitrobenzene	ND	170	22	ug/kg	
62-75-9	N-Nitrosodimethylamine	ND	170	40	ug/kg	
621-64-7	N-Nitrosodi-n-propylamine	ND	170	18	ug/kg	
86-30-6	N-Nitrosodiphenylamine	ND	170	32	ug/kg	
110-86-1	Pyridine	ND	330	33	ug/kg	
120-82-1	1,2,4-Trichlorobenzene	ND	170	20	ug/kg	

CAS No.	Surrogate Recoveries	Run# 1	Run# 2	Limits
367-12-4	2-Fluorophenol	63%		40-102%
4165-62-2	Phenol-d5	70%		41-100%
118-79-6	2,4,6-Tribromophenol	103%		42-108%
4165-60-0	Nitrobenzene-d5	64%		40-105%
321-60-8	2-Fluorobiphenyl	72%		43-107%
1718-51-0	Terphenyl-d14	84%		45-119%

(a) Analysis performed at SGS Accutest, Orlando FL.

ND = Not detected MDL = Method Detection Limit
 RL = Reporting Limit
 E = Indicates value exceeds calibration range

J = Indicates an estimated value
 B = Indicates analyte found in associated method blank
 N = Indicates presumptive evidence of a compound

Report of Analysis

Client Sample ID: E8-5		Date Sampled: 09/06/16
Lab Sample ID: C47015-32		Date Received: 09/08/16
Matrix: SO - Soil		Percent Solids: n/a
Method: SW846 8270D BY SIM SW846 3546		
Project: Vallico Mall, Wolfe Rd, Cupertino CA		

	File ID	DF	Analyzed	By	Prep Date	Prep Batch	Analytical Batch
Run #1 ^a	W094956.D	1	09/13/16	AFL	09/12/16	F:OP61828	F:SW4253
Run #2							

	Initial Weight	Final Volume
Run #1	15.2 g	1.0 ml
Run #2		

BN PAH List

CAS No.	Compound	Result	RL	MDL	Units	Q
83-32-9	Acenaphthene	ND	66	26	ug/kg	
208-96-8	Acenaphthylene	ND	66	26	ug/kg	
120-12-7	Anthracene	ND	66	16	ug/kg	
56-55-3	Benzo(a)anthracene	ND	13	3.3	ug/kg	
50-32-8	Benzo(a)pyrene	ND	13	3.3	ug/kg	
205-99-2	Benzo(b)fluoranthene	ND	13	3.3	ug/kg	
191-24-2	Benzo(g,h,i)perylene	ND	13	3.3	ug/kg	
207-08-9	Benzo(k)fluoranthene	ND	13	3.3	ug/kg	
218-01-9	Chrysene	ND	13	3.3	ug/kg	
53-70-3	Dibenzo(a,h)anthracene	ND	13	3.3	ug/kg	
206-44-0	Fluoranthene	ND	66	16	ug/kg	
86-73-7	Fluorene	ND	66	26	ug/kg	
193-39-5	Indeno(1,2,3-cd)pyrene	ND	13	3.3	ug/kg	
90-12-0	1-Methylnaphthalene	ND	66	26	ug/kg	
91-57-6	2-Methylnaphthalene	ND	66	26	ug/kg	
91-20-3	Naphthalene	ND	66	26	ug/kg	
85-01-8	Phenanthrene	ND	66	16	ug/kg	
129-00-0	Pyrene	ND	66	16	ug/kg	

CAS No.	Surrogate Recoveries	Run# 1	Run# 2	Limits
4165-60-0	Nitrobenzene-d5	86%		40-105%
321-60-8	2-Fluorobiphenyl	78%		43-107%
1718-51-0	Terphenyl-d14	90%		45-119%

(a) Analysis performed at SGS Accutest, Orlando FL.

ND = Not detected MDL = Method Detection Limit
 RL = Reporting Limit
 E = Indicates value exceeds calibration range

J = Indicates an estimated value
 B = Indicates analyte found in associated method blank
 N = Indicates presumptive evidence of a compound

Report of Analysis

Client Sample ID: E8-5	Date Sampled: 09/06/16
Lab Sample ID: C47015-32	Date Received: 09/08/16
Matrix: SO - Soil	Percent Solids: n/a
Method: SW846 8015C	
Project: Vallico Mall, Wolfe Rd, Cupertino CA	

	File ID	DF	Analyzed	By	Prep Date	Prep Batch	Analytical Batch
Run #1 ^a	UV075800.D	1	09/13/16	AFL	n/a	n/a	F:GUV4035
Run #2							

	Initial Weight	Final Volume	Methanol Aliquot
Run #1	5.69 g	5.0 ml	100 ul
Run #2			

CAS No.	Compound	Result	RL	MDL	Units	Q
	TPH-GRO (C6-C10)	ND	4.4	2.2	mg/kg	

CAS No.	Surrogate Recoveries	Run# 1	Run# 2	Limits
460-00-4	4-Bromofluorobenzene	93%		56-149%
98-08-8	aaa-Trifluorotoluene	95%		66-132%

(a) Soil vials were not preserved within 48 hours of sampling; results are considered minimum values. Analysis performed at SGS Accutest, Orlando FL.

ND = Not detected	MDL = Method Detection Limit	J = Indicates an estimated value
RL = Reporting Limit		B = Indicates analyte found in associated method blank
E = Indicates value exceeds calibration range		N = Indicates presumptive evidence of a compound

Report of Analysis

Client Sample ID: E8-5		Date Sampled: 09/06/16
Lab Sample ID: C47015-32		Date Received: 09/08/16
Matrix: SO - Soil		Percent Solids: n/a
Method: SW846 8081B SW846 3546		
Project: Vallico Mall, Wolfe Rd, Cupertino CA		

	File ID	DF	Analyzed	By	Prep Date	Prep Batch	Analytical Batch
Run #1 ^a	TT379370.D	1	09/14/16	AFL	09/12/16	F:OP61829	F:GTT1861
Run #2							

	Initial Weight	Final Volume
Run #1	15.0 g	5.0 ml
Run #2		

Pesticide PPL List

CAS No.	Compound	Result	RL	MDL	Units	Q
309-00-2	Aldrin ^b	ND	1.7	0.51	ug/kg	
319-84-6	alpha-BHC ^b	ND	1.7	0.51	ug/kg	
319-85-7	beta-BHC ^b	ND	1.7	0.51	ug/kg	
319-86-8	delta-BHC ^b	ND	1.7	0.49	ug/kg	
58-89-9	gamma-BHC (Lindane) ^b	ND	1.7	0.51	ug/kg	
12789-03-6	Chlordane	ND	17	6.7	ug/kg	
60-57-1	Dieldrin	ND	1.7	0.63	ug/kg	
72-54-8	4,4'-DDD	ND	3.3	0.57	ug/kg	
72-55-9	4,4'-DDE	ND	3.3	0.54	ug/kg	
50-29-3	4,4'-DDT	ND	3.3	0.65	ug/kg	
72-20-8	Endrin	ND	3.3	0.62	ug/kg	
1031-07-8	Endosulfan sulfate	ND	3.3	0.62	ug/kg	
7421-93-4	Endrin aldehyde	ND	3.3	0.62	ug/kg	
959-98-8	Endosulfan-I ^b	ND	1.7	0.49	ug/kg	
33213-65-9	Endosulfan-II	ND	1.7	0.62	ug/kg	
76-44-8	Heptachlor ^b	ND	1.7	0.57	ug/kg	
1024-57-3	Heptachlor epoxide ^b	ND	1.7	0.58	ug/kg	
72-43-5	Methoxychlor	ND	3.3	0.86	ug/kg	
8001-35-2	Toxaphene	ND	83	33	ug/kg	

CAS No.	Surrogate Recoveries	Run# 1	Run# 2	Limits
877-09-8	Tetrachloro-m-xylene	107%		50-122%
2051-24-3	Decachlorobiphenyl	77%		50-133%

(a) Analysis performed at SGS Accutest, Orlando FL.

(b) Associated CCV outside control limits.

ND = Not detected MDL = Method Detection Limit
 RL = Reporting Limit
 E = Indicates value exceeds calibration range

J = Indicates an estimated value
 B = Indicates analyte found in associated method blank
 N = Indicates presumptive evidence of a compound

Report of Analysis

Client Sample ID: E8-5		Date Sampled: 09/06/16
Lab Sample ID: C47015-32		Date Received: 09/08/16
Matrix: SO - Soil		Percent Solids: n/a
Method: SW846 8082A SW846 3546		
Project: Vallico Mall, Wolfe Rd, Cupertino CA		

	File ID	DF	Analyzed	By	Prep Date	Prep Batch	Analytical Batch
Run #1 ^a	ST138395.D	1	09/13/16	AFL	09/12/16	F:OP61830	F:GST3293
Run #2							

	Initial Weight	Final Volume
Run #1	15.0 g	5.0 ml
Run #2		

PCB List

CAS No.	Compound	Result	RL	MDL	Units	Q
12674-11-2	Aroclor 1016	ND	17	6.7	ug/kg	
11104-28-2	Aroclor 1221	ND	17	8.5	ug/kg	
11141-16-5	Aroclor 1232	ND	17	8.3	ug/kg	
53469-21-9	Aroclor 1242	ND	17	6.7	ug/kg	
12672-29-6	Aroclor 1248	ND	17	6.7	ug/kg	
11097-69-1	Aroclor 1254	ND	17	8.0	ug/kg	
11096-82-5	Aroclor 1260	ND	17	6.7	ug/kg	

CAS No.	Surrogate Recoveries	Run# 1	Run# 2	Limits
877-09-8	Tetrachloro-m-xylene	99%		44-126%
2051-24-3	Decachlorobiphenyl	108%		41-145%

(a) Analysis performed at SGS Accutest, Orlando FL.

ND = Not detected MDL = Method Detection Limit
 RL = Reporting Limit
 E = Indicates value exceeds calibration range

J = Indicates an estimated value
 B = Indicates analyte found in associated method blank
 N = Indicates presumptive evidence of a compound

Report of Analysis

Client Sample ID: E8-5	Date Sampled: 09/06/16
Lab Sample ID: C47015-32	Date Received: 09/08/16
Matrix: SO - Soil	Percent Solids: n/a
Method: SW846 8015C SW846 3550C	
Project: Vallico Mall, Wolfe Rd, Cupertino CA	

	File ID	DF	Analyzed	By	Prep Date	Prep Batch	Analytical Batch
Run #1 ^a	JR002682.D	1	09/15/16	AFL	09/12/16	F:OP61833	F:GJR98
Run #2							

	Initial Weight	Final Volume
Run #1	20.2 g	1.0 ml
Run #2		

TPH Extractable

CAS No.	Compound	Result	RL	MDL	Units	Q
	TPH (C10-C28)	ND	5.0	2.5	mg/kg	
	TPH (> C28-C40)	ND	5.0	2.5	mg/kg	

CAS No.	Surrogate Recoveries	Run# 1	Run# 2	Limits
84-15-1	o-Terphenyl	82%		56-122%

(a) Analysis performed at SGS Accutest, Orlando FL.

ND = Not detected MDL = Method Detection Limit
 RL = Reporting Limit
 E = Indicates value exceeds calibration range

J = Indicates an estimated value
 B = Indicates analyte found in associated method blank
 N = Indicates presumptive evidence of a compound

Report of Analysis

Client Sample ID: E8-5	Date Sampled: 09/06/16
Lab Sample ID: C47015-32	Date Received: 09/08/16
Matrix: SO - Soil	Percent Solids: n/a
Project: Vallico Mall, Wolfe Rd, Cupertino CA	

Metals Analysis

Analyte	Result	RL	Units	DF	Prep	Analyzed By	Method	Prep Method
Antimony ^a	< 4.7	4.7	mg/kg	5	09/12/16	09/12/16	AFL SW846 6010C ¹	SW846 3050B ³
Arsenic ^a	3.6	2.3	mg/kg	5	09/12/16	09/12/16	AFL SW846 6010C ¹	SW846 3050B ³
Barium ^a	115	47	mg/kg	5	09/12/16	09/12/16	AFL SW846 6010C ¹	SW846 3050B ³
Beryllium ^a	< 1.2	1.2	mg/kg	5	09/12/16	09/12/16	AFL SW846 6010C ¹	SW846 3050B ³
Cadmium ^a	< 0.93	0.93	mg/kg	5	09/12/16	09/12/16	AFL SW846 6010C ¹	SW846 3050B ³
Chromium ^a	48.9	2.3	mg/kg	5	09/12/16	09/12/16	AFL SW846 6010C ¹	SW846 3050B ³
Cobalt ^a	< 12	12	mg/kg	5	09/12/16	09/12/16	AFL SW846 6010C ¹	SW846 3050B ³
Copper ^a	27.3	5.8	mg/kg	5	09/12/16	09/12/16	AFL SW846 6010C ¹	SW846 3050B ³
Lead ^a	7.4	4.7	mg/kg	5	09/12/16	09/12/16	AFL SW846 6010C ¹	SW846 3050B ³
Mercury ^b	0.086	0.038	mg/kg	1	09/13/16	09/13/16	AFL SW846 7471B ²	SW846 7471B ⁴
Molybdenum ^a	< 12	12	mg/kg	5	09/12/16	09/12/16	AFL SW846 6010C ¹	SW846 3050B ³
Nickel ^a	62.6	9.3	mg/kg	5	09/12/16	09/12/16	AFL SW846 6010C ¹	SW846 3050B ³
Selenium ^a	< 4.7	4.7	mg/kg	5	09/12/16	09/12/16	AFL SW846 6010C ¹	SW846 3050B ³
Silver ^a	< 2.3	2.3	mg/kg	5	09/12/16	09/12/16	AFL SW846 6010C ¹	SW846 3050B ³
Thallium ^a	< 2.3	2.3	mg/kg	5	09/12/16	09/12/16	AFL SW846 6010C ¹	SW846 3050B ³
Vanadium ^a	43.0	12	mg/kg	5	09/12/16	09/12/16	AFL SW846 6010C ¹	SW846 3050B ³
Zinc ^a	50.0	4.7	mg/kg	5	09/12/16	09/12/16	AFL SW846 6010C ¹	SW846 3050B ³

(1) Instrument QC Batch: F:MA13399

(2) Instrument QC Batch: F:MA13400

(3) Prep QC Batch: F:MP30815

(4) Prep QC Batch: F:MP30820

(a) Sample dilution required due to difficult matrix. Analysis performed at SGS Accutest, Orlando FL.

(b) Analysis performed at SGS Accutest, Orlando FL.

RL = Reporting Limit

Misc. Forms

Custody Documents and Other Forms

Includes the following where applicable:

- Chain of Custody



ACCUTEST

CHAIN OF CUSTODY

2105 Lundy Ave., San Jose, CA 95131
(408) 588-0200 FAX: (408) 588-0201

10P4

FED-EX Tracking #	Bottle Order Control #
SGS Accutest Quote # VVB-2016-304	SGS Accutest NC Job #: C47015

Client / Reporting Information		Project Information										Requested Analysis										Matrix Codes	
Company Name: Geosphere Consultants		Project Name: Vallecito Mall										CAM 17 Metals Pesticides/PCB Semivolatiles less PAHs PAHs by SIM Volatile Organics GRO DRO+ORO, ClO-C28, +TCDD Asbestos-435, CARB 2,3,7,8 TCDD										WW- Wastewater GW- Ground Water SW- Surface Water SO- Soil Q/Oil WP- Wipe LIQ- Non-aqueous Liquid AIR DW- Drinking Water (Perchlorate Only)	
Address: 2001 Cow Canyon Rd		Street: Wolfe Rd																					
City: San Ramon CA State: CA Zip: 94583		City: Cupertino CA State: CA																					
Project Contact: Colin Frost		Project #: 91-03790-B																					
Phone #: (925) 984-5332		EMAIL: cfrost@geosphereinc.net																					
Samplers Name: Colin Frost		Client Purchase Order #																					
SGS Accutest Sample ID	Sample ID / Field Point / Point of Collection	Date	Time	Sampled by	Matrix	# of bottles	Number of preserved Bottles										LAB USE ONLY						
							10	NOH	HE03	HE04	ONE	MUS04	MEDH	INCORE									
E1-1	Depth @ 1'	9/6		C. Frost	SO	3	X	X	X	X	X	X	X	X	X	X	X	X	X	X	1		
E1-2	" 5'																				2		
E1-3	" 10'																				3		
E1-4	" 15'																				4		
E1-8	" 50'																				5		
E2-1	" 1'																				6		
E2-2	" 5'																				7		
E2-3	" 10'																				8		
E2-5	" 20'																				9		
E2-7	" 40'																				10		
Turnaround Time (Business days):		Data Deliverable Information										Comments / Remarks											
<input type="checkbox"/> 10 Day <input checked="" type="checkbox"/> 5 Day <input type="checkbox"/> 3 Day <input type="checkbox"/> 2 Day <input type="checkbox"/> 1 Day <input type="checkbox"/> Same Day		Approved By / Date:		<input type="checkbox"/> Commercial "A" - Results only <input type="checkbox"/> Commercial "B" - Results with QC summaries <input type="checkbox"/> Commercial "B+" - Results, QC, and chromatograms <input type="checkbox"/> FULT1 - Level 4 data package <input type="checkbox"/> EDF for Geotracker <input type="checkbox"/> EDD Format Provide EDF Global ID: _____ Provide EDF Logcode: _____										3 bottles per sample (4) COOLERS									
Emergency T/A data available VIA Lablink												Sample Custody must be documented below each time samples change possession, including courier delivery.											
Relinquished by Sample:		Date Time:		Received By:		Date Time:		Relinquished By:		Date Time:		Received By:		Date Time:		Received By:							
1 Colin Frost CF		9/8, 8AM		1 Layton Frost		9/8 12:30pm		2 Layton Frost		9/8 12:30pm		3 Layton Frost		9/8 12:30pm		4 Layton Frost							
3				3				4				4				5							
5								Custody Seal #		Appropriate Bottle / Pres. Y/N		Headspace Y/N		On lot Y/N		Labels match Coc? Y/N		Separate Receiving Check List used: Y/N		TEMP 3.2/2.9 3.0/2.7 2.9/2.6 cc			

4.1 4





CHAIN OF CUSTODY

2105 Lundy Ave, San Jose, CA 95131
 (408) 588-0200 FAX: (408) 588-0201

20F4

FED-EX Tracking #	Bottle Order Control #
SGS Accutest Quote # VVB-2016-304	SGS Accutest NC Job # : C C47015

Client / Reporting Information		Project Information			Requested Analysis													Matrix Codes											
Company Name: Geosphere Consultants		Project Name: Vallco Mall			CAM 17 Metals Pesticides/PCB Semivolatiles less PAHs PAHs by SIM Volatile Organics GRO DR0+0+0, C10-C28+7, 28-40 Asbestos - 435 CARB 2, 3, 7, 8 TCDD 1904#													WW- Wastewater GW- Ground Water SW- Surface Water SO- Soil O- Oil WP- Wipe LIQ- Non-aqueous Liquid AIR DW- Drinking Water (Perchlorate Only)											
Address: 2001 Cow Canyon Rd		Street: Wolfe Road																											
City: San Ramon State: CA Zip: 94583	City: Cupertino State: CA			LAB USE ONLY																									
Project Contact: Colin Frost		Project #: 41-03790-B																											
Phone #: (925) 984-5332		EMAIL: cfrost@geosphereinc.net																											
Sampler's Name: Colin Frost		Client Purchase Order #																											
SGS Accutest Sample ID	Sample ID / Field Point / Point of Collection	Date	Time	Sampled by	Matrix	# of bottles	PC	NIH	MOU	SSDH	NDM	PERM	INCON																
E3-1	dept4@ 1'	9/6		C. Frost	SO	3								X	X	X	X	X	X	X	X	X	X	X	X	X	X	11	
E3-2	" 5'																												12
E3-4	" 15'																												13
E3-6	" 30'																												14
E4-1	" 1'																												15
E4-2	" 5'																												16
E4-3	" 10'																												17
E5-1	" 1'																												18
E5-2	" 5'																												19
E5-3	" 10'																												20
Turnaround Time (Business days)		Data Deliverable Information			Comments / Remarks																								
<input type="checkbox"/> 10 Day <input checked="" type="checkbox"/> 5 Day <input type="checkbox"/> 3 Day <input type="checkbox"/> 2 Day <input type="checkbox"/> 1 Day <input type="checkbox"/> Same Day		Approved By/ Date: _____			<input type="checkbox"/> Commercial "A" - Results only <input type="checkbox"/> Commercial "B" - Results with QC summaries <input type="checkbox"/> Commercial "B+" - Results, QC, and chromatograms <input type="checkbox"/> FULL1 - Level 4 data package <input type="checkbox"/> EDF for Geotracker <input type="checkbox"/> EDD Format _____ Provide EDF Global ID _____ Provide EDF Logcode: _____																								
Emergency T/A data available VIA Lablink		Sample Custody must be documented below each time samples change possession, including courier delivery.																											
Relinquished by Sampler: 1 Colin Frost		Date Time: 9/8, 8AM			Received By: 1 Layton Frost			Relinquished By:			Date Time: 9/8 12:30pm			Received By: 2 Layton Frost															
Relinquished by:		Date Time:			Received By:			Relinquished By:			Date Time:			Received By:															
3					3			4			4			4															
Relinquished by:		Date Time:			Received By:			Custody Seal #			Appropriate Bottle / Pres. Y/N			Headspace Y/N			On Ice Y/N			Cooler Temp.									
5					5						Labels match Coc? Y/N			Separate Receiving Check List used: Y/N															

4.1
4



ACCUTEST

CHAIN OF CUSTODY

2105 Lundy Ave, San Jose, CA 95131
(408) 588-0200 FAX: (408) 588-0201

3 of 4

FED-EX Tracking #	Bottle Order Control #
SGS Accutest Quote # VV 8-2016-304	SGS Accutest ND Job # : C C47015

Client / Reporting Information			Project Information										Requested Analysis										Matrix Codes		
Company Name: <i>Geosphere Consultants</i>			Project Name: <i>Valico Mall</i>										CAM17 Metals Pesticides / PCB Semivolatiles less PAHs PAHs by SIM Volatile Organics GRO DRD + ORD, C10-C17B + TC10-C17B Asbestos - 435 CARB 2,3,7,8 TCDD LAB#										WW- Wastewater GW- Ground Water SW- Surface Water SO- Soil DI- Oil WP- Wipe LIQ- Non-aqueous Liquid AIR DW- Drinking Water (Perchlorate Only)		
Address: <i>2001 Crow Canyon Road</i>			Street: <i>Wolfe Road</i>																						
City: <i>San Ramon</i> State: <i>CA</i> Zip: <i>94583</i>			City: <i>Cupertino</i> State: <i>CA</i>																						
Project Contact: <i>Colin Frost</i>			Project #: <i>91-03740-B</i>																						
Phone #: <i>(425) 984-5332</i>			EMAIL: <i>cfrost@geosphereinc.net</i>																						
Sampler's Name: <i>Colin Frost</i>			Client Purchase Order #										LAB USE ONLY												
SGS Accutest Sample ID		Sample ID / Field Point / Point of Collection		Date		Time		Sampled by		Matrix		# of bottles		Number of preserved Bottles										LAB USE ONLY	
E6-1		<i>depth @ 1'</i>		<i>9/6</i>				<i>C. Frost</i>		<i>SD</i>		<i>3</i>		<input checked="" type="checkbox"/> METALS <input checked="" type="checkbox"/> PESTICIDES <input checked="" type="checkbox"/> PCBs <input checked="" type="checkbox"/> SVOCs <input checked="" type="checkbox"/> VOCs <input checked="" type="checkbox"/> PHENOLS <input checked="" type="checkbox"/> PAHs <input checked="" type="checkbox"/> TOXIC METALS <input checked="" type="checkbox"/> OTHER										<i>21</i>	
E6-2		<i>" 5'</i>										<i>3</i>												<i>22</i>	
E6-4		<i>" 15'</i>										<i>3</i>												<i>23</i>	
E7-1		<i>" 1'</i>										<i>3 jars + terracote</i>												<i>24</i>	
E7-2		<i>" 5'</i>																						<i>25</i>	
E7-3		<i>" 10'</i>																						<i>26</i>	
E7-5		<i>" 20'</i>																						<i>27</i>	
E8-1		<i>" 1'</i>																						<i>28</i>	
E8-2		<i>" 5'</i>																						<i>29</i>	
E8-3		<i>" 10'</i>																						<i>30</i>	
Turnaround Time (Business days)			Data Deliverable Information										Comments / Remarks												
<input type="checkbox"/> 10 Day <input checked="" type="checkbox"/> 5 Day <input type="checkbox"/> 3 Day <input type="checkbox"/> 2 Day <input type="checkbox"/> 1 Day <input type="checkbox"/> Same Day			Approved By / Date: _____ <input type="checkbox"/> Commercial "A" - Results only <input type="checkbox"/> Commercial "B" - Results with QC summaries <input type="checkbox"/> Commercial "B+" - Results, QC, and chromatograms <input type="checkbox"/> FULL1 - Level 4 data package <input type="checkbox"/> EDF for Geotracker <input type="checkbox"/> EDD Format Provide EDF Global ID: _____ Provide EDF Logcode: _____										<i>Samples from E7 & E-8 include a terracote kit, plus 3 jars</i>												
Emergency T/A data available VIA Lablink			Sample Custody must be documented below each time samples change possession, including courier delivery.																						
Relinquished by Sample:		Date Time:		Received By:		Date Time:		Relinquished By:		Date Time:		Received By:		Date Time:		Received By:									
1 <i>Colin Frost</i>		<i>9/6, 8AM</i>		1 <i>Layton Frost</i>		<i>9/8 12:30pm</i>		2 <i>Layton Frost</i>		<i>9/8 12:30pm</i>		2 <i>[Signature]</i>													
3				3				4				4													
5				5				Custody Seal #		Appropriate Bottle / Pres. Y / N		Headspace Y / N		On Ice Y / N		Cooler Temp.									
										Labels match Coc? Y / N		Separate Receiving Check List used: Y / N													

4.1
4



ACCUTEST

CHAIN OF CUSTODY

2105 Lundy Ave, San Jose, CA 95131
(408) 588-0200 FAX: (408) 588-0201

401=4

FED-EX Tracking #	Bottle Order Control #
SGS Accutest Quote # VVB..2016..304	SGS Accutest NC Job #/C C47015

Client / Reporting Information		Project Information		Requested Analysis												Matrix Codes							
Company Name: Geosphere Consultants		Project Name: Vallco Mall														WW- Wastewater							
Address: 2001 Crow Canyon Road		Street: Wolfe Road														GW- Ground Water							
City: San Ramon CA 94583		City: Cupertino CA														SW- Surface Water							
Project Contact: Colin Frost		Project #: 91-03790-B														SO- Soil							
Phone #: (925) 984-5332		EMAIL: cfrost@geosphereinc.net														Oil/Gl WP-Wipe							
Sampler's Name: Colm Frost		Client Purchase Order #														LIQ- Non-aqueous Liquid							
SGS Accutest Sample ID		Collection														AIR							
Sample ID / Field Point / Point of Collection		Date		Time		Sampled by		Matrix		# of bottles		Number of preserved Bottles										LAB USE ONLY	
E8-4 Dept 4 @ 15'		9/6				CFrost		SO		3 jars + 3 vials		CAM 17 Metals Pesticides / PCB Semi-volatiles less PAHs PAHs by SIM Volatile Organics GRO DRO + ORO, C-10-C-29, 40, 45 Asbestos - 435 CARB 2, 3, 7, 8 TCDD LAB #										31 32	
E8-5 " 20'																							
Turnaround Time (Business days)		Data Deliverable Information		Comments / Remarks																			
<input type="checkbox"/> 10 Day <input checked="" type="checkbox"/> 5 Day <input type="checkbox"/> 3 Day <input type="checkbox"/> 2 Day <input type="checkbox"/> 1 Day <input type="checkbox"/> Same Day		Approved By/ Date:		<input type="checkbox"/> Commercial "A" - Results only <input type="checkbox"/> Commercial "B" - Results with QC summaries <input type="checkbox"/> Commercial "B+" - Results, QC, and chromatograms <input type="checkbox"/> FULL1 - Level 4 data package <input type="checkbox"/> EDF for Geotracker <input type="checkbox"/> EDD Format Provide EDF Global ID Provide EDF Logcode:												Samples from E-7 & E-8 include a terraova kit, # plus 3 jars							
Emergency T/A data available VIA Lablink		Sample Custody must be documented below each time samples change possession, including courier delivery.																					
Relinquished by Sampler:		Date Time:		Received By:		Date Time:		Relinquished By:		Date Time:		Received By:											
1 Colm Frost		9/8, 8AM		1 Layton Frost		9/8 12:30pm		2 Layton Frost				Layton Frost											
Relinquished by:		Date Time:		Received By:		Date Time:		Relinquished By:		Date Time:		Received By:											
3				3				4				4											
Relinquished by:		Date Time:		Received By:		Date Time:		Custody Seal #		Appropriate Bottle / Pres. Y / N		Headspace Y / N		On Ice Y / N									
5				5						Labels match Coe? Y / N		Separate Receiving Check List used: Y / N		Cooler Temp.									

4.1
4



SGS Accutest Sample Receipt Summary

Job Number: C47015

Client: GEOSPHERE

Project: VALCO MALL

Date / Time Received: 9/8/2016 12:30:00 PM

Delivery Method: Client

Airbill #s: _____

Cooler Temps (Initial/Adjusted): #1: (3.2/2.9); #2: (3/2.7); #3: (2.9/2.6);

Cooler Security

Y or N

Y or N

- | | | | | | |
|---------------------------|--------------------------|-------------------------------------|-----------------------|-------------------------------------|--------------------------|
| 1. Custody Seals Present: | <input type="checkbox"/> | <input checked="" type="checkbox"/> | 3. COC Present: | <input checked="" type="checkbox"/> | <input type="checkbox"/> |
| 2. Custody Seals Intact: | <input type="checkbox"/> | <input type="checkbox"/> | 4. SmpI Dates/Time OK | <input checked="" type="checkbox"/> | <input type="checkbox"/> |

Cooler Temperature

Y or N

- | | | |
|----------------------------|-------------------------------------|--------------------------|
| 1. Temp criteria achieved: | <input checked="" type="checkbox"/> | <input type="checkbox"/> |
| 2. Therm ID: | <u>IR1;</u> | |
| 3. Cooler media: | <u>Ice (Bag)</u> | |
| 4. No. Coolers: | <u>3</u> | |

Quality Control Preservation

Y or N

N/A

- | | | | |
|---------------------------------|-------------------------------------|--------------------------|-------------------------------------|
| 1. Trip Blank present / cooler: | <input type="checkbox"/> | <input type="checkbox"/> | <input checked="" type="checkbox"/> |
| 2. Trip Blank listed on COC: | <input type="checkbox"/> | <input type="checkbox"/> | <input checked="" type="checkbox"/> |
| 3. Samples preserved properly: | <input checked="" type="checkbox"/> | <input type="checkbox"/> | |
| 4. VOCs headspace free: | <input type="checkbox"/> | <input type="checkbox"/> | <input checked="" type="checkbox"/> |

Sample Integrity - Documentation

Y or N

- | | | |
|--|-------------------------------------|--------------------------|
| 1. Sample labels present on bottles: | <input checked="" type="checkbox"/> | <input type="checkbox"/> |
| 2. Container labeling complete: | <input checked="" type="checkbox"/> | <input type="checkbox"/> |
| 3. Sample container label / COC agree: | <input checked="" type="checkbox"/> | <input type="checkbox"/> |

Sample Integrity - Condition

Y or N

- | | | |
|----------------------------------|-------------------------------------|--------------------------|
| 1. Sample recvd within HT: | <input checked="" type="checkbox"/> | <input type="checkbox"/> |
| 2. All containers accounted for: | <input checked="" type="checkbox"/> | <input type="checkbox"/> |
| 3. Condition of sample: | <u>Intact</u> | |

Sample Integrity - Instructions

Y or N

N/A

- | | | | |
|---|-------------------------------------|-------------------------------------|-------------------------------------|
| 1. Analysis requested is clear: | <input checked="" type="checkbox"/> | <input type="checkbox"/> | |
| 2. Bottles received for unspecified tests | <input type="checkbox"/> | <input checked="" type="checkbox"/> | |
| 3. Sufficient volume recvd for analysis: | <input checked="" type="checkbox"/> | <input type="checkbox"/> | |
| 4. Compositing instructions clear: | <input type="checkbox"/> | <input type="checkbox"/> | <input checked="" type="checkbox"/> |
| 5. Filtering instructions clear: | <input type="checkbox"/> | <input type="checkbox"/> | <input checked="" type="checkbox"/> |

Comments

4.1
4

Misc. Forms

Custody Documents and Other Forms

(SGS Accutest Southeast)

Includes the following where applicable:

- Chain of Custody



ACCUTEST

CHAIN OF CUSTODY

2105 Lundy Avenue, San Jose, CA 95131
TEL: 408-588-0200 FAX: 408-588-0201
www.sgs.com

FED-EX Tracking #	Order Control #
SGS Account Query #	Account Job # C47015

Client / Reporting Information		Project Information		Requested Analysis (see TEST CODE sheet)				Matrix Codes
Company Name: SGS Accutest Laboratories		Project Name: Valco Mall, Wolfe Rd, Cupertino CA		ASBZ70STD-PAH, BB12B100RO, BBZ70SMPAH P, P8821PESTFPL, P8822PDBAO, V6015GRO, V626GSTD (CAM17) (50102)				DW - Drinking Water GW - Ground Water WW - Water SW - Surface Water SO - Soil SL - Sludge SED - Sediment OL - Oil LIQ - Other Liquid AIR - Air SOL - Other Solid WP - Wipe FB - Field Blank EB - Equipment Blank RB - Rinse Blank TB - Trip Blank
Street Address: 2105 Lundy Avenue		Street:						
City, State, Zip: San Jose, CA 95131		City, State, Zip:						
Project Contact: E-mail: nutan.kabir@sgs.com		Project #:						
Phone #: 408-588-0200		Client Purchase Order #:						
Sampler(s) Name(s):		Project Manager:		Attention:				

SGS Account Sample #	Field ID / Point of Collection	MEQ/Cl Vol #	Collection		Sampled by	Matrix	# of bottles	Number of preserved bottles										LAB USE ONLY		
			Date	Time				HC	NH ₄ N	NO ₂	NO ₃	HCDA	PHOS	DI Water	MEDH	ENICORE				
1	E1-1		9/8/16	12:00:00 AM		SO													X	
2	E1-2		9/8/16	12:00:00 AM		SO													X	
3	E1-3		9/8/16	12:00:00 AM		SO													X	
4	E1-4		9/8/16	12:00:00 AM		SO													X	
5	E1-5		9/8/16	12:00:00 AM		SO													X	
6	E2-1		9/8/16	12:00:00 AM		SO													X	
7	E2-2		9/8/16	12:00:00 AM		SO													X	
8	E2-3		9/8/16	12:00:00 AM		SO													X	
9	E2-5		9/8/16	12:00:00 AM		SO													X	
10	E2-7		9/8/16	12:00:00 AM		SO													X	
11	E3-1		9/8/16	12:00:00 AM		SO													X	
12	E3-2		9/8/16	12:00:00 AM		SO													X	

Turnaround Time (Business days)	Approved By (SGS Account #): / Date:	Data Deliverable Information	Comments / Special Instructions
<input type="checkbox"/> Std. 10 Business Days <input type="checkbox"/> 5 Day RUSH <input type="checkbox"/> 3 Day EMERGENCY <input type="checkbox"/> 2 Day EMERGENCY <input type="checkbox"/> 1 Day EMERGENCY <input checked="" type="checkbox"/> other Use 9/15/2016 <small>Emergency & Rush T/A data available VIA Lablink</small>	<input type="checkbox"/> Commercial "A" (Level 1) <input type="checkbox"/> Commercial "B" (Level 2) <input type="checkbox"/> FULLT1 (Level 3+4) <input type="checkbox"/> NJ Reduced <input type="checkbox"/> Commercial "C" <input type="checkbox"/> NYASP Category A <input type="checkbox"/> NYASP Category B <input type="checkbox"/> State Forms <input type="checkbox"/> EDD Format <input checked="" type="checkbox"/> Other, COMMB <small>Commercial "A" = Results Only Commercial "B" = Results + QC Summary NJ Reduced = Results + QC Summary + Partial Raw data</small>	Please sub to ALSE for CAM17 (8010B).	

Sample Custody must be documented below each time samples change possession, including courier delivery.

Relinquished by Sampler: <i>L. Guzman</i>	Date/Time: <i>9/8/16 1:50P</i>	Received By: <i>F204</i>	Relinquished By: <i>FX</i>	Date/Time: <i>9/9/16</i>
Relinquished by Samp. rec.:	Date/Time:	Received By:	Relinquished By:	Date/Time:
Relinquished by:	Date/Time:	Received By:	Custody Seal #	<input type="checkbox"/> Intact <input type="checkbox"/> Not Intact

Preserved where applicable On Ice Cooler Temp. **4.0 4.2**

5.1
5

C47015: Chain of Custody
Page 1 of 5
SGS Accutest Southeast



SGS ACCUTEST - ORLANDO SAMPLE RECEIPT CONFIRMATION

SGS ACCUTEST'S JOB NUMBER: C47015 CLIENT: ALNC PROJECT: Vallco Mall
 DATE/TIME RECEIVED: 9/9/16 930 (MM/DD/YY 24:00) NUMBER OF COOLERS RECEIVED: 2
 METHOD OF DELIVERY: FEDEX UPS ACCUTEST COURIER DELIVERY OTHER: _____
 AIRBILL NUMBERS: 7771 8691 0942

COOLER INFORMATION

- CUSTODY SEAL NOT PRESENT OR NOT INTACT
- CHAIN OF CUSTODY NOT RECEIVED (COC)
- ANALYSIS REQUESTED IS UNCLEAR OR MISSING
- SAMPLE DATES OR TIMES UNCLEAR OR MISSING
- TEMPERATURE CRITERIA NOT MET

TRIP BLANK INFORMATION

- TRIP BLANK PROVIDED
- TRIP BLANK NOT PROVIDED
- TRIP BLANK NOT ON COC
- TRIP BLANK INTACT
- TRIP BLANK NOT INTACT
- RECEIVED WATER TRIP BLANK
- RECEIVED SOIL TRIP BLANK

MISC. INFORMATION

NUMBER OF ENCORES ? 25-GRAM _____ 5-GRAM _____
 NUMBER OF 5035 FIELD KITS ? 9
 NUMBER OF LAB FILTERED METALS ? _____

TEMPERATURE INFORMATION

IR THERM ID 1 CORR. FACTOR -0.4
 OBSERVED TEMPS: 9.4 4.6
 CORRECTED TEMPS: 4.0 4.2 (USED FOR LIMS)

SAMPLE INFORMATION

- INCORRECT NUMBER OF CONTAINERS USED
- SAMPLE RECEIVED IMPROPERLY PRESERVED
- INSUFFICIENT VOLUME FOR ANALYSIS
- DATES/TIMES ON COC DO NOT MATCH SAMPLE LABEL
- ID'S ON COC DO NOT MATCH LABEL
- VOC VIALS HAVE HEADSPACE (MACRO BUBBLES)
- BOTTLES RECEIVED BUT ANALYSIS NOT REQUESTED
- NO BOTTLES RECEIVED FOR ANALYSIS REQUESTED
- UNCLEAR FILTERING OR COMPOSITING INSTRUCTIONS
- SAMPLE CONTAINER(S) RECEIVED BROKEN
- 5035 FIELD KITS NOT RECEIVED WITHIN 48 HOURS
- BULK VOA SOIL JARS NOT RECEIVED WITHIN 48 HOURS
- % SOLIDS JAR NOT RECEIVED
- RESIDUAL CHLORINE PRESENT LOT# _____

(APPLICABLE TO EPA 600 SERIES OR NORTH CAROLINA ORGANICS)

TEST STRIP LOT#s pH 0-3 230315 pH 10-12 219813A OTHER (specify) _____

SUMMARY OF COMMENTS: _____

TECHNICIAN SIGNATURE/DATE [Signature] 9/9/16 REVIEWER SIGNATURE/DATE KD 9/9/16

NF 02/16

receipt confirmation 020116.xls

51
5

1 of 2
TRK# 0201 7771 8691 0942
MASTER ##
XH TIXA
FRI - 09 SEP 10:30A
PRIORITY OVERNIGHT
32811
FL-US MCO



C47015: Chain of Custody
Page 5 of 5

GC/MS Volatiles

QC Data Summaries

(SGS Accutest Southeast)

Includes the following where applicable:

- Method Blank Summaries
- Blank Spike Summaries
- Matrix Spike and Duplicate Summaries

Method Blank Summary

Job Number: C47015
Account: ALNCA SGS Accutest Northern California
Project: GEOSCASR: Vallco Mall, Wolfe Rd, Cupertino CA

Sample	File ID	DF	Analyzed	By	Prep Date	Prep Batch	Analytical Batch
VC4680-MB	C0117966.D	1	09/09/16	EP	n/a	n/a	VC4680

The QC reported here applies to the following samples:

Method: SW846 8260B

C47015-6, C47015-7, C47015-8, C47015-9, C47015-10, C47015-27

6.1.1
6

CAS No.	Compound	Result	RL	MDL	Units	Q
67-64-1	Acetone	ND	50	10	ug/kg	
71-43-2	Benzene	ND	5.0	1.3	ug/kg	
108-86-1	Bromobenzene	ND	5.0	1.2	ug/kg	
74-97-5	Bromochloromethane	ND	5.0	1.1	ug/kg	
75-27-4	Bromodichloromethane	ND	5.0	1.0	ug/kg	
75-25-2	Bromoform	ND	5.0	1.0	ug/kg	
78-93-3	2-Butanone (MEK)	ND	25	9.1	ug/kg	
104-51-8	n-Butylbenzene	ND	5.0	1.0	ug/kg	
135-98-8	sec-Butylbenzene	ND	5.0	1.0	ug/kg	
98-06-6	tert-Butylbenzene	ND	5.0	1.0	ug/kg	
56-23-5	Carbon Tetrachloride	ND	5.0	1.8	ug/kg	
108-90-7	Chlorobenzene	ND	5.0	1.0	ug/kg	
75-00-3	Chloroethane	ND	5.0	2.0	ug/kg	
67-66-3	Chloroform	ND	5.0	1.2	ug/kg	
95-49-8	o-Chlorotoluene	ND	5.0	1.0	ug/kg	
106-43-4	p-Chlorotoluene	ND	5.0	1.0	ug/kg	
124-48-1	Dibromochloromethane	ND	5.0	1.0	ug/kg	
96-12-8	1,2-Dibromo-3-chloropropane	ND	5.0	2.2	ug/kg	
106-93-4	1,2-Dibromoethane	ND	5.0	1.0	ug/kg	
75-71-8	Dichlorodifluoromethane	ND	5.0	2.5	ug/kg	
95-50-1	1,2-Dichlorobenzene	ND	5.0	1.0	ug/kg	
541-73-1	1,3-Dichlorobenzene	ND	5.0	1.0	ug/kg	
106-46-7	1,4-Dichlorobenzene	ND	5.0	1.0	ug/kg	
75-34-3	1,1-Dichloroethane	ND	5.0	1.7	ug/kg	
107-06-2	1,2-Dichloroethane	ND	5.0	1.0	ug/kg	
75-35-4	1,1-Dichloroethylene	ND	5.0	1.0	ug/kg	
156-59-2	cis-1,2-Dichloroethylene	ND	5.0	1.2	ug/kg	
156-60-5	trans-1,2-Dichloroethylene	ND	5.0	1.5	ug/kg	
78-87-5	1,2-Dichloropropane	ND	5.0	1.6	ug/kg	
142-28-9	1,3-Dichloropropane	ND	5.0	1.0	ug/kg	
594-20-7	2,2-Dichloropropane	ND	5.0	1.0	ug/kg	
563-58-6	1,1-Dichloropropene	ND	5.0	1.3	ug/kg	
10061-01-5	cis-1,3-Dichloropropene	ND	5.0	1.9	ug/kg	
10061-02-6	trans-1,3-Dichloropropene	ND	5.0	1.0	ug/kg	
108-20-3	Di-Isopropyl Ether	ND	5.0	1.2	ug/kg	
100-41-4	Ethylbenzene	ND	5.0	1.1	ug/kg	

Method Blank Summary

Job Number: C47015
Account: ALNCA SGS Accutest Northern California
Project: GEOSCAR: Vallco Mall, Wolfe Rd, Cupertino CA

Sample	File ID	DF	Analyzed	By	Prep Date	Prep Batch	Analytical Batch
VC4680-MB	C0117966.D	1	09/09/16	EP	n/a	n/a	VC4680

The QC reported here applies to the following samples:

Method: SW846 8260B

C47015-6, C47015-7, C47015-8, C47015-9, C47015-10, C47015-27

6.1.1
6

CAS No.	Compound	Result	RL	MDL	Units	Q
637-92-3	Ethyl Tert Butyl Ether	ND	5.0	1.3	ug/kg	
87-68-3	Hexachlorobutadiene	ND	5.0	2.2	ug/kg	
591-78-6	2-Hexanone	ND	25	8.7	ug/kg	
98-82-8	Isopropylbenzene	ND	5.0	1.4	ug/kg	
99-87-6	p-Isopropyltoluene	ND	5.0	1.0	ug/kg	
74-83-9	Methyl Bromide	ND	5.0	2.6	ug/kg	
74-87-3	Methyl Chloride	ND	5.0	2.4	ug/kg	
74-95-3	Methylene Bromide	ND	5.0	1.8	ug/kg	
75-09-2	Methylene Chloride	ND	10	4.0	ug/kg	
108-10-1	4-Methyl-2-pentanone (MIBK)	ND	25	11	ug/kg	
1634-04-4	Methyl Tert Butyl Ether	ND	5.0	1.1	ug/kg	
91-20-3	Naphthalene	ND	5.0	2.0	ug/kg	
103-65-1	n-Propylbenzene	ND	5.0	1.2	ug/kg	
100-42-5	Styrene	ND	5.0	1.0	ug/kg	
994-05-8	Tert-Amyl Methyl Ether	ND	5.0	1.4	ug/kg	
75-65-0	Tert-Butyl Alcohol	ND	50	14	ug/kg	
630-20-6	1,1,1,2-Tetrachloroethane	ND	5.0	1.1	ug/kg	
79-34-5	1,1,2,2-Tetrachloroethane	ND	5.0	2.2	ug/kg	
127-18-4	Tetrachloroethylene	ND	5.0	1.3	ug/kg	
108-88-3	Toluene	ND	5.0	1.1	ug/kg	
87-61-6	1,2,3-Trichlorobenzene	ND	5.0	2.0	ug/kg	
120-82-1	1,2,4-Trichlorobenzene	ND	5.0	1.5	ug/kg	
71-55-6	1,1,1-Trichloroethane	ND	5.0	1.0	ug/kg	
79-00-5	1,1,2-Trichloroethane	ND	5.0	1.8	ug/kg	
79-01-6	Trichloroethylene	ND	5.0	1.2	ug/kg	
75-69-4	Trichlorofluoromethane	ND	5.0	1.9	ug/kg	
96-18-4	1,2,3-Trichloropropane	ND	5.0	1.6	ug/kg	
95-63-6	1,2,4-Trimethylbenzene	ND	5.0	1.0	ug/kg	
108-67-8	1,3,5-Trimethylbenzene	ND	5.0	1.0	ug/kg	
75-01-4	Vinyl Chloride	ND	5.0	1.7	ug/kg	
1330-20-7	Xylene (total)	ND	15	2.9	ug/kg	

CAS No.	Surrogate Recoveries	Limits
1868-53-7	Dibromofluoromethane	103% 75-124%

Method Blank Summary

Job Number: C47015
Account: ALNCA SGS Accutest Northern California
Project: GEOSCASR: Vallco Mall, Wolfe Rd, Cupertino CA

Sample	File ID	DF	Analyzed	By	Prep Date	Prep Batch	Analytical Batch
VC4680-MB	C0117966.D	1	09/09/16	EP	n/a	n/a	VC4680

The QC reported here applies to the following samples:

Method: SW846 8260B

C47015-6, C47015-7, C47015-8, C47015-9, C47015-10, C47015-27

CAS No.	Surrogate Recoveries	Limits	
17060-07-0	1,2-Dichloroethane-D4	102%	72-135%
2037-26-5	Toluene-D8	98%	75-126%
460-00-4	4-Bromofluorobenzene	95%	71-133%

Method Blank Summary

Job Number: C47015
Account: ALNCA SGS Accutest Northern California
Project: GEOSCASR: Vallco Mall, Wolfe Rd, Cupertino CA

Sample	File ID	DF	Analyzed	By	Prep Date	Prep Batch	Analytical Batch
VF2730-MB	F0079441.D	1	09/09/16	EP	n/a	n/a	VF2730

The QC reported here applies to the following samples:

Method: SW846 8260B

C47015-2, C47015-3, C47015-4, C47015-5, C47015-24, C47015-25, C47015-26, C47015-28, C47015-29, C47015-30, C47015-31

CAS No.	Compound	Result	RL	MDL	Units	Q
67-64-1	Acetone	ND	50	10	ug/kg	
71-43-2	Benzene	ND	5.0	1.3	ug/kg	
108-86-1	Bromobenzene	ND	5.0	1.2	ug/kg	
74-97-5	Bromochloromethane	ND	5.0	1.1	ug/kg	
75-27-4	Bromodichloromethane	ND	5.0	1.0	ug/kg	
75-25-2	Bromoform	ND	5.0	1.0	ug/kg	
78-93-3	2-Butanone (MEK)	ND	25	9.1	ug/kg	
104-51-8	n-Butylbenzene	ND	5.0	1.0	ug/kg	
135-98-8	sec-Butylbenzene	ND	5.0	1.0	ug/kg	
98-06-6	tert-Butylbenzene	ND	5.0	1.0	ug/kg	
56-23-5	Carbon Tetrachloride	ND	5.0	1.8	ug/kg	
108-90-7	Chlorobenzene	ND	5.0	1.0	ug/kg	
75-00-3	Chloroethane	ND	5.0	2.0	ug/kg	
67-66-3	Chloroform	ND	5.0	1.2	ug/kg	
95-49-8	o-Chlorotoluene	ND	5.0	1.0	ug/kg	
106-43-4	p-Chlorotoluene	ND	5.0	1.0	ug/kg	
124-48-1	Dibromochloromethane	ND	5.0	1.0	ug/kg	
96-12-8	1,2-Dibromo-3-chloropropane	ND	5.0	2.2	ug/kg	
106-93-4	1,2-Dibromoethane	ND	5.0	1.0	ug/kg	
75-71-8	Dichlorodifluoromethane	ND	5.0	2.5	ug/kg	
95-50-1	1,2-Dichlorobenzene	ND	5.0	1.0	ug/kg	
541-73-1	1,3-Dichlorobenzene	ND	5.0	1.0	ug/kg	
106-46-7	1,4-Dichlorobenzene	ND	5.0	1.0	ug/kg	
75-34-3	1,1-Dichloroethane	ND	5.0	1.7	ug/kg	
107-06-2	1,2-Dichloroethane	ND	5.0	1.0	ug/kg	
75-35-4	1,1-Dichloroethylene	ND	5.0	1.0	ug/kg	
156-59-2	cis-1,2-Dichloroethylene	ND	5.0	1.2	ug/kg	
156-60-5	trans-1,2-Dichloroethylene	ND	5.0	1.5	ug/kg	
78-87-5	1,2-Dichloropropane	ND	5.0	1.6	ug/kg	
142-28-9	1,3-Dichloropropane	ND	5.0	1.0	ug/kg	
594-20-7	2,2-Dichloropropane	ND	5.0	1.0	ug/kg	
563-58-6	1,1-Dichloropropene	ND	5.0	1.3	ug/kg	
10061-01-5	cis-1,3-Dichloropropene	ND	5.0	1.9	ug/kg	
10061-02-6	trans-1,3-Dichloropropene	ND	5.0	1.0	ug/kg	
108-20-3	Di-Isopropyl Ether	ND	5.0	1.2	ug/kg	
100-41-4	Ethylbenzene	ND	5.0	1.1	ug/kg	

Method Blank Summary

Job Number: C47015
Account: ALNCA SGS Accutest Northern California
Project: GEOSCAR: Vallco Mall, Wolfe Rd, Cupertino CA

Sample	File ID	DF	Analyzed	By	Prep Date	Prep Batch	Analytical Batch
VF2730-MB	F0079441.D	1	09/09/16	EP	n/a	n/a	VF2730

The QC reported here applies to the following samples:

Method: SW846 8260B

C47015-2, C47015-3, C47015-4, C47015-5, C47015-24, C47015-25, C47015-26, C47015-28, C47015-29, C47015-30, C47015-31

CAS No.	Compound	Result	RL	MDL	Units	Q
637-92-3	Ethyl Tert Butyl Ether	ND	5.0	1.3	ug/kg	
87-68-3	Hexachlorobutadiene	ND	5.0	2.2	ug/kg	
591-78-6	2-Hexanone	ND	25	8.7	ug/kg	
98-82-8	Isopropylbenzene	ND	5.0	1.4	ug/kg	
99-87-6	p-Isopropyltoluene	ND	5.0	1.0	ug/kg	
74-83-9	Methyl Bromide	ND	5.0	2.6	ug/kg	
74-87-3	Methyl Chloride	ND	5.0	2.4	ug/kg	
74-95-3	Methylene Bromide	ND	5.0	1.8	ug/kg	
75-09-2	Methylene Chloride	ND	10	4.0	ug/kg	
108-10-1	4-Methyl-2-pentanone (MIBK)	ND	25	11	ug/kg	
1634-04-4	Methyl Tert Butyl Ether	ND	5.0	1.1	ug/kg	
91-20-3	Naphthalene	ND	5.0	2.0	ug/kg	
103-65-1	n-Propylbenzene	ND	5.0	1.2	ug/kg	
100-42-5	Styrene	ND	5.0	1.0	ug/kg	
994-05-8	Tert-Amyl Methyl Ether	ND	5.0	1.4	ug/kg	
75-65-0	Tert-Butyl Alcohol	ND	50	14	ug/kg	
630-20-6	1,1,1,2-Tetrachloroethane	ND	5.0	1.1	ug/kg	
79-34-5	1,1,2,2-Tetrachloroethane	ND	5.0	2.2	ug/kg	
127-18-4	Tetrachloroethylene	ND	5.0	1.3	ug/kg	
108-88-3	Toluene	ND	5.0	1.1	ug/kg	
87-61-6	1,2,3-Trichlorobenzene	ND	5.0	2.0	ug/kg	
120-82-1	1,2,4-Trichlorobenzene	ND	5.0	1.5	ug/kg	
71-55-6	1,1,1-Trichloroethane	ND	5.0	1.0	ug/kg	
79-00-5	1,1,2-Trichloroethane	ND	5.0	1.8	ug/kg	
79-01-6	Trichloroethylene	ND	5.0	1.2	ug/kg	
75-69-4	Trichlorofluoromethane	ND	5.0	1.9	ug/kg	
96-18-4	1,2,3-Trichloropropane	ND	5.0	1.6	ug/kg	
95-63-6	1,2,4-Trimethylbenzene	ND	5.0	1.0	ug/kg	
108-67-8	1,3,5-Trimethylbenzene	ND	5.0	1.0	ug/kg	
75-01-4	Vinyl Chloride	ND	5.0	1.7	ug/kg	
1330-20-7	Xylene (total)	ND	15	2.9	ug/kg	

CAS No.	Surrogate Recoveries	Limits
1868-53-7	Dibromofluoromethane	103% 75-124%

Method Blank Summary

Job Number: C47015
Account: ALNCA SGS Accutest Northern California
Project: GEOSCASR: Vallco Mall, Wolfe Rd, Cupertino CA

Sample	File ID	DF	Analyzed	By	Prep Date	Prep Batch	Analytical Batch
VF2730-MB	F0079441.D	1	09/09/16	EP	n/a	n/a	VF2730

The QC reported here applies to the following samples:

Method: SW846 8260B

C47015-2, C47015-3, C47015-4, C47015-5, C47015-24, C47015-25, C47015-26, C47015-28, C47015-29, C47015-30, C47015-31

CAS No.	Surrogate Recoveries	Limits	
17060-07-0	1,2-Dichloroethane-D4	104%	72-135%
2037-26-5	Toluene-D8	91%	75-126%
460-00-4	4-Bromofluorobenzene	100%	71-133%

Method Blank Summary

Job Number: C47015
Account: ALNCA SGS Accutest Northern California
Project: GEOSCASR: Vallco Mall, Wolfe Rd, Cupertino CA

Sample	File ID	DF	Analyzed	By	Prep Date	Prep Batch	Analytical Batch
VF2731-MB	F0079467.D	1	09/10/16	AD	n/a	n/a	VF2731

The QC reported here applies to the following samples:

Method: SW846 8260B

C47015-1, C47015-11, C47015-12, C47015-15, C47015-16, C47015-19, C47015-20, C47015-21, C47015-32

CAS No.	Compound	Result	RL	MDL	Units	Q
67-64-1	Acetone	ND	50	10	ug/kg	
71-43-2	Benzene	ND	5.0	1.3	ug/kg	
108-86-1	Bromobenzene	ND	5.0	1.2	ug/kg	
74-97-5	Bromochloromethane	ND	5.0	1.1	ug/kg	
75-27-4	Bromodichloromethane	ND	5.0	1.0	ug/kg	
75-25-2	Bromoform	ND	5.0	1.0	ug/kg	
78-93-3	2-Butanone (MEK)	ND	25	9.1	ug/kg	
104-51-8	n-Butylbenzene	ND	5.0	1.0	ug/kg	
135-98-8	sec-Butylbenzene	ND	5.0	1.0	ug/kg	
98-06-6	tert-Butylbenzene	ND	5.0	1.0	ug/kg	
56-23-5	Carbon Tetrachloride	ND	5.0	1.8	ug/kg	
108-90-7	Chlorobenzene	ND	5.0	1.0	ug/kg	
75-00-3	Chloroethane	ND	5.0	2.0	ug/kg	
67-66-3	Chloroform	ND	5.0	1.2	ug/kg	
95-49-8	o-Chlorotoluene	ND	5.0	1.0	ug/kg	
106-43-4	p-Chlorotoluene	ND	5.0	1.0	ug/kg	
124-48-1	Dibromochloromethane	ND	5.0	1.0	ug/kg	
96-12-8	1,2-Dibromo-3-chloropropane	ND	5.0	2.2	ug/kg	
106-93-4	1,2-Dibromoethane	ND	5.0	1.0	ug/kg	
75-71-8	Dichlorodifluoromethane	ND	5.0	2.5	ug/kg	
95-50-1	1,2-Dichlorobenzene	ND	5.0	1.0	ug/kg	
541-73-1	1,3-Dichlorobenzene	ND	5.0	1.0	ug/kg	
106-46-7	1,4-Dichlorobenzene	ND	5.0	1.0	ug/kg	
75-34-3	1,1-Dichloroethane	ND	5.0	1.7	ug/kg	
107-06-2	1,2-Dichloroethane	ND	5.0	1.0	ug/kg	
75-35-4	1,1-Dichloroethylene	ND	5.0	1.0	ug/kg	
156-59-2	cis-1,2-Dichloroethylene	ND	5.0	1.2	ug/kg	
156-60-5	trans-1,2-Dichloroethylene	ND	5.0	1.5	ug/kg	
78-87-5	1,2-Dichloropropane	ND	5.0	1.6	ug/kg	
142-28-9	1,3-Dichloropropane	ND	5.0	1.0	ug/kg	
594-20-7	2,2-Dichloropropane	ND	5.0	1.0	ug/kg	
563-58-6	1,1-Dichloropropene	ND	5.0	1.3	ug/kg	
10061-01-5	cis-1,3-Dichloropropene	ND	5.0	1.9	ug/kg	
10061-02-6	trans-1,3-Dichloropropene	ND	5.0	1.0	ug/kg	
108-20-3	Di-Isopropyl Ether	ND	5.0	1.2	ug/kg	
100-41-4	Ethylbenzene	ND	5.0	1.1	ug/kg	

Method Blank Summary

Job Number: C47015
Account: ALNCA SGS Accutest Northern California
Project: GEOSCAR: Vallco Mall, Wolfe Rd, Cupertino CA

Sample	File ID	DF	Analyzed	By	Prep Date	Prep Batch	Analytical Batch
VF2731-MB	F0079467.D	1	09/10/16	AD	n/a	n/a	VF2731

The QC reported here applies to the following samples:

Method: SW846 8260B

C47015-1, C47015-11, C47015-12, C47015-15, C47015-16, C47015-19, C47015-20, C47015-21, C47015-32

CAS No.	Compound	Result	RL	MDL	Units	Q
637-92-3	Ethyl Tert Butyl Ether	ND	5.0	1.3	ug/kg	
87-68-3	Hexachlorobutadiene	ND	5.0	2.2	ug/kg	
591-78-6	2-Hexanone	ND	25	8.7	ug/kg	
98-82-8	Isopropylbenzene	ND	5.0	1.4	ug/kg	
99-87-6	p-Isopropyltoluene	ND	5.0	1.0	ug/kg	
74-83-9	Methyl Bromide	ND	5.0	2.6	ug/kg	
74-87-3	Methyl Chloride	ND	5.0	2.4	ug/kg	
74-95-3	Methylene Bromide	ND	5.0	1.8	ug/kg	
75-09-2	Methylene Chloride	ND	10	4.0	ug/kg	
108-10-1	4-Methyl-2-pentanone (MIBK)	ND	25	11	ug/kg	
1634-04-4	Methyl Tert Butyl Ether	ND	5.0	1.1	ug/kg	
91-20-3	Naphthalene	ND	5.0	2.0	ug/kg	
103-65-1	n-Propylbenzene	ND	5.0	1.2	ug/kg	
100-42-5	Styrene	ND	5.0	1.0	ug/kg	
994-05-8	Tert-Amyl Methyl Ether	ND	5.0	1.4	ug/kg	
75-65-0	Tert-Butyl Alcohol	ND	50	14	ug/kg	
630-20-6	1,1,1,2-Tetrachloroethane	ND	5.0	1.1	ug/kg	
79-34-5	1,1,2,2-Tetrachloroethane	ND	5.0	2.2	ug/kg	
127-18-4	Tetrachloroethylene	ND	5.0	1.3	ug/kg	
108-88-3	Toluene	ND	5.0	1.1	ug/kg	
87-61-6	1,2,3-Trichlorobenzene	ND	5.0	2.0	ug/kg	
120-82-1	1,2,4-Trichlorobenzene	ND	5.0	1.5	ug/kg	
71-55-6	1,1,1-Trichloroethane	ND	5.0	1.0	ug/kg	
79-00-5	1,1,2-Trichloroethane	ND	5.0	1.8	ug/kg	
79-01-6	Trichloroethylene	ND	5.0	1.2	ug/kg	
75-69-4	Trichlorofluoromethane	ND	5.0	1.9	ug/kg	
96-18-4	1,2,3-Trichloropropane	ND	5.0	1.6	ug/kg	
95-63-6	1,2,4-Trimethylbenzene	ND	5.0	1.0	ug/kg	
108-67-8	1,3,5-Trimethylbenzene	ND	5.0	1.0	ug/kg	
75-01-4	Vinyl Chloride	ND	5.0	1.7	ug/kg	
1330-20-7	Xylene (total)	ND	15	2.9	ug/kg	

CAS No.	Surrogate Recoveries	Limits
1868-53-7	Dibromofluoromethane	111% 75-124%

Method Blank Summary

Job Number: C47015
Account: ALNCA SGS Accutest Northern California
Project: GEOSCASR: Vallco Mall, Wolfe Rd, Cupertino CA

Sample	File ID	DF	Analyzed	By	Prep Date	Prep Batch	Analytical Batch
VF2731-MB	F0079467.D	1	09/10/16	AD	n/a	n/a	VF2731

The QC reported here applies to the following samples:

Method: SW846 8260B

C47015-1, C47015-11, C47015-12, C47015-15, C47015-16, C47015-19, C47015-20, C47015-21, C47015-32

CAS No.	Surrogate Recoveries	Limits	
17060-07-0	1,2-Dichloroethane-D4	110%	72-135%
2037-26-5	Toluene-D8	96%	75-126%
460-00-4	4-Bromofluorobenzene	95%	71-133%

Method Blank Summary

Job Number: C47015
Account: ALNCA SGS Accutest Northern California
Project: GEOSCASR: Vallco Mall, Wolfe Rd, Cupertino CA

Sample	File ID	DF	Analyzed	By	Prep Date	Prep Batch	Analytical Batch
VC4681-MB	C0117994.D	1	09/12/16	EP	n/a	n/a	VC4681

The QC reported here applies to the following samples:

Method: SW846 8260B

C47015-13, C47015-14, C47015-17, C47015-18, C47015-22, C47015-23

6.1.4
6

CAS No.	Compound	Result	RL	MDL	Units	Q
67-64-1	Acetone	ND	50	10	ug/kg	
71-43-2	Benzene	ND	5.0	1.3	ug/kg	
108-86-1	Bromobenzene	ND	5.0	1.2	ug/kg	
74-97-5	Bromochloromethane	ND	5.0	1.1	ug/kg	
75-27-4	Bromodichloromethane	ND	5.0	1.0	ug/kg	
75-25-2	Bromoform	ND	5.0	1.0	ug/kg	
78-93-3	2-Butanone (MEK)	ND	25	9.1	ug/kg	
104-51-8	n-Butylbenzene	ND	5.0	1.0	ug/kg	
135-98-8	sec-Butylbenzene	ND	5.0	1.0	ug/kg	
98-06-6	tert-Butylbenzene	ND	5.0	1.0	ug/kg	
56-23-5	Carbon Tetrachloride	ND	5.0	1.8	ug/kg	
108-90-7	Chlorobenzene	ND	5.0	1.0	ug/kg	
75-00-3	Chloroethane	ND	5.0	2.0	ug/kg	
67-66-3	Chloroform	ND	5.0	1.2	ug/kg	
95-49-8	o-Chlorotoluene	ND	5.0	1.0	ug/kg	
106-43-4	p-Chlorotoluene	ND	5.0	1.0	ug/kg	
124-48-1	Dibromochloromethane	ND	5.0	1.0	ug/kg	
96-12-8	1,2-Dibromo-3-chloropropane	ND	5.0	2.2	ug/kg	
106-93-4	1,2-Dibromoethane	ND	5.0	1.0	ug/kg	
75-71-8	Dichlorodifluoromethane	ND	5.0	2.5	ug/kg	
95-50-1	1,2-Dichlorobenzene	ND	5.0	1.0	ug/kg	
541-73-1	1,3-Dichlorobenzene	ND	5.0	1.0	ug/kg	
106-46-7	1,4-Dichlorobenzene	ND	5.0	1.0	ug/kg	
75-34-3	1,1-Dichloroethane	ND	5.0	1.7	ug/kg	
107-06-2	1,2-Dichloroethane	ND	5.0	1.0	ug/kg	
75-35-4	1,1-Dichloroethylene	ND	5.0	1.0	ug/kg	
156-59-2	cis-1,2-Dichloroethylene	ND	5.0	1.2	ug/kg	
156-60-5	trans-1,2-Dichloroethylene	ND	5.0	1.5	ug/kg	
78-87-5	1,2-Dichloropropane	ND	5.0	1.6	ug/kg	
142-28-9	1,3-Dichloropropane	ND	5.0	1.0	ug/kg	
594-20-7	2,2-Dichloropropane	ND	5.0	1.0	ug/kg	
563-58-6	1,1-Dichloropropene	ND	5.0	1.3	ug/kg	
10061-01-5	cis-1,3-Dichloropropene	ND	5.0	1.9	ug/kg	
10061-02-6	trans-1,3-Dichloropropene	ND	5.0	1.0	ug/kg	
108-20-3	Di-Isopropyl Ether	ND	5.0	1.2	ug/kg	
100-41-4	Ethylbenzene	ND	5.0	1.1	ug/kg	

Method Blank Summary

Job Number: C47015
Account: ALNCA SGS Accutest Northern California
Project: GEOSCAR: Vallco Mall, Wolfe Rd, Cupertino CA

Sample	File ID	DF	Analyzed	By	Prep Date	Prep Batch	Analytical Batch
VC4681-MB	C0117994.D	1	09/12/16	EP	n/a	n/a	VC4681

The QC reported here applies to the following samples:

Method: SW846 8260B

C47015-13, C47015-14, C47015-17, C47015-18, C47015-22, C47015-23

6.1.4
6

CAS No.	Compound	Result	RL	MDL	Units	Q
637-92-3	Ethyl Tert Butyl Ether	ND	5.0	1.3	ug/kg	
87-68-3	Hexachlorobutadiene	ND	5.0	2.2	ug/kg	
591-78-6	2-Hexanone	ND	25	8.7	ug/kg	
98-82-8	Isopropylbenzene	ND	5.0	1.4	ug/kg	
99-87-6	p-Isopropyltoluene	ND	5.0	1.0	ug/kg	
74-83-9	Methyl Bromide	ND	5.0	2.6	ug/kg	
74-87-3	Methyl Chloride	ND	5.0	2.4	ug/kg	
74-95-3	Methylene Bromide	ND	5.0	1.8	ug/kg	
75-09-2	Methylene Chloride	ND	10	4.0	ug/kg	
108-10-1	4-Methyl-2-pentanone (MIBK)	ND	25	11	ug/kg	
1634-04-4	Methyl Tert Butyl Ether	ND	5.0	1.1	ug/kg	
91-20-3	Naphthalene	ND	5.0	2.0	ug/kg	
103-65-1	n-Propylbenzene	ND	5.0	1.2	ug/kg	
100-42-5	Styrene	ND	5.0	1.0	ug/kg	
994-05-8	Tert-Amyl Methyl Ether	ND	5.0	1.4	ug/kg	
75-65-0	Tert-Butyl Alcohol	ND	50	14	ug/kg	
630-20-6	1,1,1,2-Tetrachloroethane	ND	5.0	1.1	ug/kg	
79-34-5	1,1,2,2-Tetrachloroethane	ND	5.0	2.2	ug/kg	
127-18-4	Tetrachloroethylene	ND	5.0	1.3	ug/kg	
108-88-3	Toluene	ND	5.0	1.1	ug/kg	
87-61-6	1,2,3-Trichlorobenzene	ND	5.0	2.0	ug/kg	
120-82-1	1,2,4-Trichlorobenzene	ND	5.0	1.5	ug/kg	
71-55-6	1,1,1-Trichloroethane	ND	5.0	1.0	ug/kg	
79-00-5	1,1,2-Trichloroethane	ND	5.0	1.8	ug/kg	
79-01-6	Trichloroethylene	ND	5.0	1.2	ug/kg	
75-69-4	Trichlorofluoromethane	ND	5.0	1.9	ug/kg	
96-18-4	1,2,3-Trichloropropane	ND	5.0	1.6	ug/kg	
95-63-6	1,2,4-Trimethylbenzene	ND	5.0	1.0	ug/kg	
108-67-8	1,3,5-Trimethylbenzene	ND	5.0	1.0	ug/kg	
75-01-4	Vinyl Chloride	ND	5.0	1.7	ug/kg	
1330-20-7	Xylene (total)	ND	15	2.9	ug/kg	

CAS No.	Surrogate Recoveries	Limits
1868-53-7	Dibromofluoromethane	103% 75-124%

Method Blank Summary

Job Number: C47015
Account: ALNCA SGS Accutest Northern California
Project: GEOSCASR: Vallco Mall, Wolfe Rd, Cupertino CA

Sample	File ID	DF	Analyzed	By	Prep Date	Prep Batch	Analytical Batch
VC4681-MB	C0117994.D	1	09/12/16	EP	n/a	n/a	VC4681

The QC reported here applies to the following samples:

Method: SW846 8260B

C47015-13, C47015-14, C47015-17, C47015-18, C47015-22, C47015-23

CAS No.	Surrogate Recoveries	Limits	
17060-07-0	1,2-Dichloroethane-D4	103%	72-135%
2037-26-5	Toluene-D8	97%	75-126%
460-00-4	4-Bromofluorobenzene	97%	71-133%

Blank Spike Summary

Job Number: C47015
Account: ALNCA SGS Accutest Northern California
Project: GEOSASR: Vallco Mall, Wolfe Rd, Cupertino CA

Sample	File ID	DF	Analyzed	By	Prep Date	Prep Batch	Analytical Batch
VC4680-BS	C0117965.D	1	09/09/16	EP	n/a	n/a	VC4680

The QC reported here applies to the following samples:

Method: SW846 8260B

C47015-6, C47015-7, C47015-8, C47015-9, C47015-10, C47015-27

CAS No.	Compound	Spike ug/kg	BSP ug/kg	BSP %	Limits
67-64-1	Acetone	250	216	86	61-152
71-43-2	Benzene	50	50.8	102	76-126
108-86-1	Bromobenzene	50	49.3	99	76-122
74-97-5	Bromochloromethane	50	50.4	101	77-120
75-27-4	Bromodichloromethane	50	51.0	102	74-130
75-25-2	Bromoform	50	51.2	102	76-127
78-93-3	2-Butanone (MEK)	250	219	88	75-137
104-51-8	n-Butylbenzene	50	53.5	107	71-128
135-98-8	sec-Butylbenzene	50	54.5	109	79-135
98-06-6	tert-Butylbenzene	50	53.2	106	77-133
56-23-5	Carbon Tetrachloride	50	52.4	105	78-133
108-90-7	Chlorobenzene	50	50.4	101	81-129
75-00-3	Chloroethane	50	50.2	100	68-133
67-66-3	Chloroform	50	51.3	103	72-123
95-49-8	o-Chlorotoluene	50	52.4	105	77-129
106-43-4	p-Chlorotoluene	50	49.7	99	80-134
124-48-1	Dibromochloromethane	50	51.1	102	76-127
96-12-8	1,2-Dibromo-3-chloropropane	50	48.8	98	70-137
106-93-4	1,2-Dibromoethane	50	48.8	98	77-126
75-71-8	Dichlorodifluoromethane	50	52.6	105	68-168
95-50-1	1,2-Dichlorobenzene	50	52.1	104	80-129
541-73-1	1,3-Dichlorobenzene	50	54.6	109	81-129
106-46-7	1,4-Dichlorobenzene	50	53.5	107	76-130
75-34-3	1,1-Dichloroethane	50	53.3	107	73-125
107-06-2	1,2-Dichloroethane	50	49.9	100	74-128
75-35-4	1,1-Dichloroethylene	50	51.8	104	81-136
156-59-2	cis-1,2-Dichloroethylene	50	49.4	99	74-126
156-60-5	trans-1,2-Dichloroethylene	50	58.4	117	70-127
78-87-5	1,2-Dichloropropane	50	49.8	100	74-125
142-28-9	1,3-Dichloropropane	50	46.3	93	76-122
594-20-7	2,2-Dichloropropane	50	53.6	107	77-133
563-58-6	1,1-Dichloropropene	50	49.2	98	75-130
10061-01-5	cis-1,3-Dichloropropene	50	49.6	99	80-123
10061-02-6	trans-1,3-Dichloropropene	50	52.8	106	75-131
108-20-3	Di-Isopropyl Ether	50	50.6	101	75-122
100-41-4	Ethylbenzene	50	54.7	109	77-123

* = Outside of Control Limits.

Blank Spike Summary

Job Number: C47015
Account: ALNCA SGS Accutest Northern California
Project: GEOSCAR: Vallco Mall, Wolfe Rd, Cupertino CA

Sample	File ID	DF	Analyzed	By	Prep Date	Prep Batch	Analytical Batch
VC4680-BS	C0117965.D	1	09/09/16	EP	n/a	n/a	VC4680

The QC reported here applies to the following samples:

Method: SW846 8260B

C47015-6, C47015-7, C47015-8, C47015-9, C47015-10, C47015-27

6.2.1
6

CAS No.	Compound	Spike ug/kg	BSP ug/kg	BSP %	Limits
637-92-3	Ethyl Tert Butyl Ether	50	49.2	98	75-117
87-68-3	Hexachlorobutadiene	50	47.8	96	74-136
591-78-6	2-Hexanone	250	217	87	72-133
98-82-8	Isopropylbenzene	50	52.8	106	80-136
99-87-6	p-Isopropyltoluene	50	56.5	113	77-131
74-83-9	Methyl Bromide	50	49.1	98	65-139
74-87-3	Methyl Chloride	50	46.6	93	71-144
74-95-3	Methylene Bromide	50	50.5	101	74-124
75-09-2	Methylene Chloride	50	48.3	97	74-137
108-10-1	4-Methyl-2-pentanone (MIBK)	250	248	99	76-132
1634-04-4	Methyl Tert Butyl Ether	50	48.9	98	77-120
91-20-3	Naphthalene	50	56.9	114	79-129
103-65-1	n-Propylbenzene	50	57.2	114	80-135
100-42-5	Styrene	50	51.0	102	78-125
994-05-8	Tert-Amyl Methyl Ether	50	49.3	99	69-130
75-65-0	Tert-Butyl Alcohol	500	496	99	58-136
630-20-6	1,1,1,2-Tetrachloroethane	50	55.0	110	78-126
79-34-5	1,1,2,2-Tetrachloroethane	50	49.2	98	71-126
127-18-4	Tetrachloroethylene	50	49.7	99	79-130
108-88-3	Toluene	50	51.0	102	76-124
87-61-6	1,2,3-Trichlorobenzene	50	52.2	104	77-128
120-82-1	1,2,4-Trichlorobenzene	50	47.8	96	78-130
71-55-6	1,1,1-Trichloroethane	50	49.2	98	70-129
79-00-5	1,1,2-Trichloroethane	50	49.7	99	74-124
79-01-6	Trichloroethylene	50	50.6	101	75-128
75-69-4	Trichlorofluoromethane	50	49.0	98	73-145
96-18-4	1,2,3-Trichloropropane	50	49.1	98	74-127
95-63-6	1,2,4-Trimethylbenzene	50	55.7	111	74-123
108-67-8	1,3,5-Trimethylbenzene	50	55.0	110	73-122
75-01-4	Vinyl Chloride	50	47.0	94	76-141
1330-20-7	Xylene (total)	150	159	106	80-129

CAS No.	Surrogate Recoveries	BSP	Limits
1868-53-7	Dibromofluoromethane	102%	75-124%

* = Outside of Control Limits.

Blank Spike Summary

Job Number: C47015
Account: ALNCA SGS Accutest Northern California
Project: GEOSCAR: Vallco Mall, Wolfe Rd, Cupertino CA

Sample	File ID	DF	Analyzed	By	Prep Date	Prep Batch	Analytical Batch
VC4680-BS	C0117965.D	1	09/09/16	EP	n/a	n/a	VC4680

The QC reported here applies to the following samples:

Method: SW846 8260B

C47015-6, C47015-7, C47015-8, C47015-9, C47015-10, C47015-27

CAS No.	Surrogate Recoveries	BSP	Limits
17060-07-0	1,2-Dichloroethane-D4	97%	72-135%
2037-26-5	Toluene-D8	100%	75-126%
460-00-4	4-Bromofluorobenzene	98%	71-133%

* = Outside of Control Limits.

Blank Spike Summary

Job Number: C47015
Account: ALNCA SGS Accutest Northern California
Project: GEOSCAR: Vallco Mall, Wolfe Rd, Cupertino CA

Sample	File ID	DF	Analyzed	By	Prep Date	Prep Batch	Analytical Batch
VF2730-BS	F0079440.D	1	09/09/16	EP	n/a	n/a	VF2730

The QC reported here applies to the following samples:

Method: SW846 8260B

C47015-2, C47015-3, C47015-4, C47015-5, C47015-24, C47015-25, C47015-26, C47015-28, C47015-29, C47015-30, C47015-31

CAS No.	Compound	Spike ug/kg	BSP ug/kg	BSP %	Limits
67-64-1	Acetone	250	232	93	61-152
71-43-2	Benzene	50	49.1	98	76-126
108-86-1	Bromobenzene	50	50.9	102	76-122
74-97-5	Bromochloromethane	50	48.6	97	77-120
75-27-4	Bromodichloromethane	50	49.6	99	74-130
75-25-2	Bromoform	50	53.2	106	76-127
78-93-3	2-Butanone (MEK)	250	198	79	75-137
104-51-8	n-Butylbenzene	50	49.2	98	71-128
135-98-8	sec-Butylbenzene	50	53.8	108	79-135
98-06-6	tert-Butylbenzene	50	51.0	102	77-133
56-23-5	Carbon Tetrachloride	50	48.6	97	78-133
108-90-7	Chlorobenzene	50	53.2	106	81-129
75-00-3	Chloroethane	50	50.0	100	68-133
67-66-3	Chloroform	50	48.9	98	72-123
95-49-8	o-Chlorotoluene	50	53.2	106	77-129
106-43-4	p-Chlorotoluene	50	51.6	103	80-134
124-48-1	Dibromochloromethane	50	53.7	107	76-127
96-12-8	1,2-Dibromo-3-chloropropane	50	49.9	100	70-137
106-93-4	1,2-Dibromoethane	50	51.1	102	77-126
75-71-8	Dichlorodifluoromethane	50	50.5	101	68-168
95-50-1	1,2-Dichlorobenzene	50	54.1	108	80-129
541-73-1	1,3-Dichlorobenzene	50	52.3	105	81-129
106-46-7	1,4-Dichlorobenzene	50	52.3	105	76-130
75-34-3	1,1-Dichloroethane	50	51.7	103	73-125
107-06-2	1,2-Dichloroethane	50	48.7	97	74-128
75-35-4	1,1-Dichloroethylene	50	49.4	99	81-136
156-59-2	cis-1,2-Dichloroethylene	50	49.4	99	74-126
156-60-5	trans-1,2-Dichloroethylene	50	55.3	111	70-127
78-87-5	1,2-Dichloropropane	50	49.4	99	74-125
142-28-9	1,3-Dichloropropane	50	48.0	96	76-122
594-20-7	2,2-Dichloropropane	50	53.7	107	77-133
563-58-6	1,1-Dichloropropene	50	47.9	96	75-130
10061-01-5	cis-1,3-Dichloropropene	50	48.6	97	80-123
10061-02-6	trans-1,3-Dichloropropene	50	52.5	105	75-131
108-20-3	Di-Isopropyl Ether	50	50.3	101	75-122
100-41-4	Ethylbenzene	50	52.9	106	77-123

* = Outside of Control Limits.

Blank Spike Summary

Job Number: C47015
Account: ALNCA SGS Accutest Northern California
Project: GEOSCAR: Vallco Mall, Wolfe Rd, Cupertino CA

Sample	File ID	DF	Analyzed	By	Prep Date	Prep Batch	Analytical Batch
VF2730-BS	F0079440.D	1	09/09/16	EP	n/a	n/a	VF2730

The QC reported here applies to the following samples:

Method: SW846 8260B

C47015-2, C47015-3, C47015-4, C47015-5, C47015-24, C47015-25, C47015-26, C47015-28, C47015-29, C47015-30, C47015-31

CAS No.	Compound	Spike ug/kg	BSP ug/kg	BSP %	Limits
637-92-3	Ethyl Tert Butyl Ether	50	48.0	96	75-117
87-68-3	Hexachlorobutadiene	50	49.0	98	74-136
591-78-6	2-Hexanone	250	241	96	72-133
98-82-8	Isopropylbenzene	50	56.8	114	80-136
99-87-6	p-Isopropyltoluene	50	53.1	106	77-131
74-83-9	Methyl Bromide	50	49.4	99	65-139
74-87-3	Methyl Chloride	50	48.4	97	71-144
74-95-3	Methylene Bromide	50	49.8	100	74-124
75-09-2	Methylene Chloride	50	53.8	108	74-137
108-10-1	4-Methyl-2-pentanone (MIBK)	250	282	113	76-132
1634-04-4	Methyl Tert Butyl Ether	50	47.7	95	77-120
91-20-3	Naphthalene	50	58.2	116	79-129
103-65-1	n-Propylbenzene	50	52.8	106	80-135
100-42-5	Styrene	50	54.0	108	78-125
994-05-8	Tert-Amyl Methyl Ether	50	49.4	99	69-130
75-65-0	Tert-Butyl Alcohol	500	518	104	58-136
630-20-6	1,1,1,2-Tetrachloroethane	50	55.6	111	78-126
79-34-5	1,1,2,2-Tetrachloroethane	50	48.7	97	71-126
127-18-4	Tetrachloroethylene	50	53.7	107	79-130
108-88-3	Toluene	50	51.6	103	76-124
87-61-6	1,2,3-Trichlorobenzene	50	52.5	105	77-128
120-82-1	1,2,4-Trichlorobenzene	50	52.1	104	78-130
71-55-6	1,1,1-Trichloroethane	50	47.3	95	70-129
79-00-5	1,1,2-Trichloroethane	50	50.2	100	74-124
79-01-6	Trichloroethylene	50	50.2	100	75-128
75-69-4	Trichlorofluoromethane	50	52.3	105	73-145
96-18-4	1,2,3-Trichloropropane	50	49.9	100	74-127
95-63-6	1,2,4-Trimethylbenzene	50	51.7	103	74-123
108-67-8	1,3,5-Trimethylbenzene	50	53.0	106	73-122
75-01-4	Vinyl Chloride	50	44.9	90	76-141
1330-20-7	Xylene (total)	150	157	105	80-129

CAS No.	Surrogate Recoveries	BSP	Limits
1868-53-7	Dibromofluoromethane	98%	75-124%

* = Outside of Control Limits.

Blank Spike Summary

Job Number: C47015
Account: ALNCA SGS Accutest Northern California
Project: GEOSCASR: Vallco Mall, Wolfe Rd, Cupertino CA

Sample	File ID	DF	Analyzed	By	Prep Date	Prep Batch	Analytical Batch
VF2730-BS	F0079440.D	1	09/09/16	EP	n/a	n/a	VF2730

The QC reported here applies to the following samples:

Method: SW846 8260B

C47015-2, C47015-3, C47015-4, C47015-5, C47015-24, C47015-25, C47015-26, C47015-28, C47015-29, C47015-30, C47015-31

CAS No.	Surrogate Recoveries	BSP	Limits
17060-07-0	1,2-Dichloroethane-D4	96%	72-135%
2037-26-5	Toluene-D8	100%	75-126%
460-00-4	4-Bromofluorobenzene	98%	71-133%

* = Outside of Control Limits.

Blank Spike Summary

Job Number: C47015
Account: ALNCA SGS Accutest Northern California
Project: GEOSCAR: Vallco Mall, Wolfe Rd, Cupertino CA

Sample	File ID	DF	Analyzed	By	Prep Date	Prep Batch	Analytical Batch
VF2731-BS	F0079466.D	1	09/10/16	AD	n/a	n/a	VF2731

The QC reported here applies to the following samples:

Method: SW846 8260B

C47015-1, C47015-11, C47015-12, C47015-15, C47015-16, C47015-19, C47015-20, C47015-21, C47015-32

CAS No.	Compound	Spike ug/kg	BSP ug/kg	BSP %	Limits
67-64-1	Acetone	250	259	104	61-152
71-43-2	Benzene	50	50.1	100	76-126
108-86-1	Bromobenzene	50	50.3	101	76-122
74-97-5	Bromochloromethane	50	50.0	100	77-120
75-27-4	Bromodichloromethane	50	54.4	109	74-130
75-25-2	Bromoform	50	53.3	107	76-127
78-93-3	2-Butanone (MEK)	250	216	86	75-137
104-51-8	n-Butylbenzene	50	51.1	102	71-128
135-98-8	sec-Butylbenzene	50	54.1	108	79-135
98-06-6	tert-Butylbenzene	50	52.4	105	77-133
56-23-5	Carbon Tetrachloride	50	55.5	111	78-133
108-90-7	Chlorobenzene	50	52.7	105	81-129
75-00-3	Chloroethane	50	59.1	118	68-133
67-66-3	Chloroform	50	54.6	109	72-123
95-49-8	o-Chlorotoluene	50	53.6	107	77-129
106-43-4	p-Chlorotoluene	50	52.6	105	80-134
124-48-1	Dibromochloromethane	50	53.9	108	76-127
96-12-8	1,2-Dibromo-3-chloropropane	50	54.5	109	70-137
106-93-4	1,2-Dibromoethane	50	49.8	100	77-126
75-71-8	Dichlorodifluoromethane	50	55.3	111	68-168
95-50-1	1,2-Dichlorobenzene	50	54.8	110	80-129
541-73-1	1,3-Dichlorobenzene	50	53.2	106	81-129
106-46-7	1,4-Dichlorobenzene	50	52.8	106	76-130
75-34-3	1,1-Dichloroethane	50	54.1	108	73-125
107-06-2	1,2-Dichloroethane	50	55.9	112	74-128
75-35-4	1,1-Dichloroethylene	50	55.3	111	81-136
156-59-2	cis-1,2-Dichloroethylene	50	52.7	105	74-126
156-60-5	trans-1,2-Dichloroethylene	50	57.5	115	70-127
78-87-5	1,2-Dichloropropane	50	52.1	104	74-125
142-28-9	1,3-Dichloropropane	50	45.9	92	76-122
594-20-7	2,2-Dichloropropane	50	60.0	120	77-133
563-58-6	1,1-Dichloropropene	50	50.6	101	75-130
10061-01-5	cis-1,3-Dichloropropene	50	50.3	101	80-123
10061-02-6	trans-1,3-Dichloropropene	50	51.7	103	75-131
108-20-3	Di-Isopropyl Ether	50	52.0	104	75-122
100-41-4	Ethylbenzene	50	52.8	106	77-123

* = Outside of Control Limits.

6.2.3
6

Blank Spike Summary

Job Number: C47015
Account: ALNCA SGS Accutest Northern California
Project: GEOSCAR: Vallco Mall, Wolfe Rd, Cupertino CA

Sample	File ID	DF	Analyzed	By	Prep Date	Prep Batch	Analytical Batch
VF2731-BS	F0079466.D	1	09/10/16	AD	n/a	n/a	VF2731

The QC reported here applies to the following samples:

Method: SW846 8260B

C47015-1, C47015-11, C47015-12, C47015-15, C47015-16, C47015-19, C47015-20, C47015-21, C47015-32

CAS No.	Compound	Spike ug/kg	BSP ug/kg	BSP %	Limits
637-92-3	Ethyl Tert Butyl Ether	50	52.7	105	75-117
87-68-3	Hexachlorobutadiene	50	55.6	111	74-136
591-78-6	2-Hexanone	250	242	97	72-133
98-82-8	Isopropylbenzene	50	56.9	114	80-136
99-87-6	p-Isopropyltoluene	50	52.4	105	77-131
74-83-9	Methyl Bromide	50	55.0	110	65-139
74-87-3	Methyl Chloride	50	51.8	104	71-144
74-95-3	Methylene Bromide	50	53.5	107	74-124
75-09-2	Methylene Chloride	50	60.0	120	74-137
108-10-1	4-Methyl-2-pentanone (MIBK)	250	292	117	76-132
1634-04-4	Methyl Tert Butyl Ether	50	53.1	106	77-120
91-20-3	Naphthalene	50	58.6	117	79-129
103-65-1	n-Propylbenzene	50	52.9	106	80-135
100-42-5	Styrene	50	53.7	107	78-125
994-05-8	Tert-Amyl Methyl Ether	50	53.3	107	69-130
75-65-0	Tert-Butyl Alcohol	500	525	105	58-136
630-20-6	1,1,1,2-Tetrachloroethane	50	57.0	114	78-126
79-34-5	1,1,2,2-Tetrachloroethane	50	49.2	98	71-126
127-18-4	Tetrachloroethylene	50	50.9	102	79-130
108-88-3	Toluene	50	51.2	102	76-124
87-61-6	1,2,3-Trichlorobenzene	50	54.1	108	77-128
120-82-1	1,2,4-Trichlorobenzene	50	54.1	108	78-130
71-55-6	1,1,1-Trichloroethane	50	54.3	109	70-129
79-00-5	1,1,2-Trichloroethane	50	50.9	102	74-124
79-01-6	Trichloroethylene	50	52.5	105	75-128
75-69-4	Trichlorofluoromethane	50	59.5	119	73-145
96-18-4	1,2,3-Trichloropropane	50	49.6	99	74-127
95-63-6	1,2,4-Trimethylbenzene	50	53.1	106	74-123
108-67-8	1,3,5-Trimethylbenzene	50	53.3	107	73-122
75-01-4	Vinyl Chloride	50	47.7	95	76-141
1330-20-7	Xylene (total)	150	164	109	80-129

CAS No.	Surrogate Recoveries	BSP	Limits
1868-53-7	Dibromofluoromethane	106%	75-124%

* = Outside of Control Limits.

Blank Spike Summary

Job Number: C47015
Account: ALNCA SGS Accutest Northern California
Project: GEOSCAR: Vallco Mall, Wolfe Rd, Cupertino CA

Sample	File ID	DF	Analyzed	By	Prep Date	Prep Batch	Analytical Batch
VF2731-BS	F0079466.D	1	09/10/16	AD	n/a	n/a	VF2731

The QC reported here applies to the following samples:

Method: SW846 8260B

C47015-1, C47015-11, C47015-12, C47015-15, C47015-16, C47015-19, C47015-20, C47015-21, C47015-32

CAS No.	Surrogate Recoveries	BSP	Limits
17060-07-0	1,2-Dichloroethane-D4	107%	72-135%
2037-26-5	Toluene-D8	98%	75-126%
460-00-4	4-Bromofluorobenzene	94%	71-133%

* = Outside of Control Limits.

Blank Spike Summary

Job Number: C47015
Account: ALNCA SGS Accutest Northern California
Project: GEOSCAR: Vallco Mall, Wolfe Rd, Cupertino CA

Sample	File ID	DF	Analyzed	By	Prep Date	Prep Batch	Analytical Batch
VC4681-BS	C0117993.D	1	09/12/16	EP	n/a	n/a	VC4681

The QC reported here applies to the following samples:

Method: SW846 8260B

C47015-13, C47015-14, C47015-17, C47015-18, C47015-22, C47015-23

CAS No.	Compound	Spike ug/kg	BSP ug/kg	BSP %	Limits
67-64-1	Acetone	250	221	88	61-152
71-43-2	Benzene	50	49.9	100	76-126
108-86-1	Bromobenzene	50	49.7	99	76-122
74-97-5	Bromochloromethane	50	50.0	100	77-120
75-27-4	Bromodichloromethane	50	51.3	103	74-130
75-25-2	Bromoform	50	52.5	105	76-127
78-93-3	2-Butanone (MEK)	250	206	82	75-137
104-51-8	n-Butylbenzene	50	54.9	110	71-128
135-98-8	sec-Butylbenzene	50	52.3	105	79-135
98-06-6	tert-Butylbenzene	50	51.7	103	77-133
56-23-5	Carbon Tetrachloride	50	51.0	102	78-133
108-90-7	Chlorobenzene	50	51.0	102	81-129
75-00-3	Chloroethane	50	51.1	102	68-133
67-66-3	Chloroform	50	50.1	100	72-123
95-49-8	o-Chlorotoluene	50	51.6	103	77-129
106-43-4	p-Chlorotoluene	50	50.8	102	80-134
124-48-1	Dibromochloromethane	50	52.5	105	76-127
96-12-8	1,2-Dibromo-3-chloropropane	50	47.9	96	70-137
106-93-4	1,2-Dibromoethane	50	48.9	98	77-126
75-71-8	Dichlorodifluoromethane	50	48.1	96	68-168
95-50-1	1,2-Dichlorobenzene	50	51.7	103	80-129
541-73-1	1,3-Dichlorobenzene	50	55.7	111	81-129
106-46-7	1,4-Dichlorobenzene	50	54.8	110	76-130
75-34-3	1,1-Dichloroethane	50	51.7	103	73-125
107-06-2	1,2-Dichloroethane	50	50.0	100	74-128
75-35-4	1,1-Dichloroethylene	50	53.7	107	81-136
156-59-2	cis-1,2-Dichloroethylene	50	49.2	98	74-126
156-60-5	trans-1,2-Dichloroethylene	50	56.2	112	70-127
78-87-5	1,2-Dichloropropane	50	50.2	100	74-125
142-28-9	1,3-Dichloropropane	50	46.2	92	76-122
594-20-7	2,2-Dichloropropane	50	49.4	99	77-133
563-58-6	1,1-Dichloropropene	50	48.5	97	75-130
10061-01-5	cis-1,3-Dichloropropene	50	51.3	103	80-123
10061-02-6	trans-1,3-Dichloropropene	50	53.3	107	75-131
108-20-3	Di-Isopropyl Ether	50	50.5	101	75-122
100-41-4	Ethylbenzene	50	53.8	108	77-123

* = Outside of Control Limits.

Blank Spike Summary

Job Number: C47015
Account: ALNCA SGS Accutest Northern California
Project: GEOSCAR: Vallco Mall, Wolfe Rd, Cupertino CA

Sample	File ID	DF	Analyzed	By	Prep Date	Prep Batch	Analytical Batch
VC4681-BS	C0117993.D	1	09/12/16	EP	n/a	n/a	VC4681

The QC reported here applies to the following samples:

Method: SW846 8260B

C47015-13, C47015-14, C47015-17, C47015-18, C47015-22, C47015-23

CAS No.	Compound	Spike ug/kg	BSP ug/kg	BSP %	Limits
637-92-3	Ethyl Tert Butyl Ether	50	50.3	101	75-117
87-68-3	Hexachlorobutadiene	50	50.6	101	74-136
591-78-6	2-Hexanone	250	226	90	72-133
98-82-8	Isopropylbenzene	50	50.2	100	80-136
99-87-6	p-Isopropyltoluene	50	56.3	113	77-131
74-83-9	Methyl Bromide	50	50.9	102	65-139
74-87-3	Methyl Chloride	50	43.1	86	71-144
74-95-3	Methylene Bromide	50	50.4	101	74-124
75-09-2	Methylene Chloride	50	53.0	106	74-137
108-10-1	4-Methyl-2-pentanone (MIBK)	250	245	98	76-132
1634-04-4	Methyl Tert Butyl Ether	50	49.2	98	77-120
91-20-3	Naphthalene	50	54.6	109	79-129
103-65-1	n-Propylbenzene	50	57.1	114	80-135
100-42-5	Styrene	50	51.4	103	78-125
994-05-8	Tert-Amyl Methyl Ether	50	49.6	99	69-130
75-65-0	Tert-Butyl Alcohol	500	489	98	58-136
630-20-6	1,1,1,2-Tetrachloroethane	50	53.6	107	78-126
79-34-5	1,1,2,2-Tetrachloroethane	50	49.5	99	71-126
127-18-4	Tetrachloroethylene	50	48.2	96	79-130
108-88-3	Toluene	50	49.7	99	76-124
87-61-6	1,2,3-Trichlorobenzene	50	51.7	103	77-128
120-82-1	1,2,4-Trichlorobenzene	50	50.3	101	78-130
71-55-6	1,1,1-Trichloroethane	50	47.4	95	70-129
79-00-5	1,1,2-Trichloroethane	50	50.3	101	74-124
79-01-6	Trichloroethylene	50	50.8	102	75-128
75-69-4	Trichlorofluoromethane	50	51.4	103	73-145
96-18-4	1,2,3-Trichloropropane	50	50.0	100	74-127
95-63-6	1,2,4-Trimethylbenzene	50	55.0	110	74-123
108-67-8	1,3,5-Trimethylbenzene	50	54.5	109	73-122
75-01-4	Vinyl Chloride	50	47.4	95	76-141
1330-20-7	Xylene (total)	150	157	105	80-129

CAS No.	Surrogate Recoveries	BSP	Limits
1868-53-7	Dibromofluoromethane	102%	75-124%

* = Outside of Control Limits.

Blank Spike Summary

Job Number: C47015
Account: ALNCA SGS Accutest Northern California
Project: GEOSCAR: Vallco Mall, Wolfe Rd, Cupertino CA

Sample	File ID	DF	Analyzed	By	Prep Date	Prep Batch	Analytical Batch
VC4681-BS	C0117993.D	1	09/12/16	EP	n/a	n/a	VC4681

The QC reported here applies to the following samples:

Method: SW846 8260B

C47015-13, C47015-14, C47015-17, C47015-18, C47015-22, C47015-23

CAS No.	Surrogate Recoveries	BSP	Limits
17060-07-0	1,2-Dichloroethane-D4	96%	72-135%
2037-26-5	Toluene-D8	98%	75-126%
460-00-4	4-Bromofluorobenzene	99%	71-133%

* = Outside of Control Limits.

Matrix Spike/Matrix Spike Duplicate Summary

Job Number: C47015
Account: ALNCA SGS Accutest Northern California
Project: GEOSCASR: Vallco Mall, Wolfe Rd, Cupertino CA

Sample	File ID	DF	Analyzed	By	Prep Date	Prep Batch	Analytical Batch
FA36744-2MS	C0117977.D	1	09/09/16	EP	n/a	n/a	VC4680
FA36744-2MSD	C0117978.D	1	09/09/16	EP	n/a	n/a	VC4680
FA36744-2	C0117969.D	1	09/09/16	EP	n/a	n/a	VC4680

The QC reported here applies to the following samples:

Method: SW846 8260B

C47015-6, C47015-7, C47015-8, C47015-9, C47015-10, C47015-27

6.3.1
6

CAS No.	Compound	FA36744-2 ug/kg	Spike Q	MS ug/kg	MS %	Spike ug/kg	MSD ug/kg	MSD %	RPD	Limits Rec/RPD	
67-64-1	Acetone	38 U		298	243	81	300	255	85	5	61-152/27
71-43-2	Benzene	3.8 U		59.7	51.4	86	60	51.5	86	0	76-126/26
108-86-1	Bromobenzene	3.8 U		59.7	57.2	96	60	54.5	91	5	76-122/32
74-97-5	Bromochloromethane	3.8 U		59.7	52.9	89	60	54.0	90	2	77-120/24
75-27-4	Bromodichloromethane	3.8 U		59.7	53.8	90	60	54.2	90	1	74-130/25
75-25-2	Bromoform	3.8 U		59.7	51.6	86	60	52.0	87	1	76-127/26
78-93-3	2-Butanone (MEK)	19 U		298	227	76	300	235	78	3	75-137/25
104-51-8	n-Butylbenzene	3.8 U		59.7	62.8	105	60	58.9	98	6	71-128/35
135-98-8	sec-Butylbenzene	3.8 U		59.7	57.8	97	60	53.8	90	7	79-135/34
98-06-6	tert-Butylbenzene	3.8 U		59.7	57.7	97	60	54.9	91	5	77-133/34
56-23-5	Carbon Tetrachloride	3.8 U		59.7	46.0	77*	60	46.6	78	1	78-133/29
108-90-7	Chlorobenzene	3.8 U		59.7	54.8	92	60	53.7	89	2	81-129/29
75-00-3	Chloroethane	3.8 U		59.7	47.5	80	60	49.1	82	3	68-133/29
67-66-3	Chloroform	3.8 U		59.7	52.6	88	60	52.9	88	1	72-123/26
95-49-8	o-Chlorotoluene	3.8 U		59.7	60.5	101	60	56.9	95	6	77-129/33
106-43-4	p-Chlorotoluene	3.8 U		59.7	60.6	102	60	57.7	96	5	80-134/33
124-48-1	Dibromochloromethane	3.8 U		59.7	53.8	90	60	53.9	90	0	76-127/27
96-12-8	1,2-Dibromo-3-chloropropane	3.8 U		59.7	50.5	85	60	51.8	86	3	70-137/29
106-93-4	1,2-Dibromoethane	3.8 U		59.7	52.4	88	60	51.7	86	1	77-126/26
75-71-8	Dichlorodifluoromethane	3.8 U		59.7	35.0	59*	60	35.4	59*	1	68-168/29
95-50-1	1,2-Dichlorobenzene	3.8 U		59.7	58.0	97	60	55.5	92	4	80-129/32
541-73-1	1,3-Dichlorobenzene	3.8 U		59.7	64.6	108	60	60.7	101	6	81-129/33
106-46-7	1,4-Dichlorobenzene	3.8 U		59.7	64.3	108	60	60.6	101	6	76-130/32
75-34-3	1,1-Dichloroethane	3.8 U		59.7	52.2	87	60	52.8	88	1	73-125/27
107-06-2	1,2-Dichloroethane	3.8 U		59.7	53.5	90	60	53.8	90	1	74-128/23
75-35-4	1,1-Dichloroethylene	3.8 U		59.7	48.8	82	60	49.5	82	1	81-136/28
156-59-2	cis-1,2-Dichloroethylene	3.8 U		59.7	51.3	86	60	52.2	87	2	74-126/26
156-60-5	trans-1,2-Dichloroethylene	3.8 U		59.7	54.5	91	60	54.7	91	0	70-127/27
78-87-5	1,2-Dichloropropane	3.8 U		59.7	53.7	90	60	53.6	89	0	74-125/25
142-28-9	1,3-Dichloropropane	3.8 U		59.7	52.8	89	60	51.3	85	3	76-122/26
594-20-7	2,2-Dichloropropane	3.8 U		59.7	46.0	77	60	47.7	79	4	77-133/28
563-58-6	1,1-Dichloropropene	3.8 U		59.7	48.4	81	60	48.0	80	1	75-130/28
10061-01-5	cis-1,3-Dichloropropene	3.8 U		59.7	54.4	91	60	52.4	87	4	80-123/26
10061-02-6	trans-1,3-Dichloropropene	3.8 U		59.7	57.0	96	60	54.3	90	5	75-131/28
108-20-3	Di-Isopropyl Ether	3.8 U		59.7	55.0	92	60	56.0	93	2	75-122/25
100-41-4	Ethylbenzene	3.8 U		59.7	58.7	98	60	58.7	98	0	77-123/31

* = Outside of Control Limits.

Matrix Spike/Matrix Spike Duplicate Summary

Job Number: C47015
Account: ALNCA SGS Accutest Northern California
Project: GEOSCASR: Vallco Mall, Wolfe Rd, Cupertino CA

Sample	File ID	DF	Analyzed	By	Prep Date	Prep Batch	Analytical Batch
FA36744-2MS	C0117977.D	1	09/09/16	EP	n/a	n/a	VC4680
FA36744-2MSD	C0117978.D	1	09/09/16	EP	n/a	n/a	VC4680
FA36744-2	C0117969.D	1	09/09/16	EP	n/a	n/a	VC4680

The QC reported here applies to the following samples:

Method: SW846 8260B

C47015-6, C47015-7, C47015-8, C47015-9, C47015-10, C47015-27

6.3.1
6

CAS No.	Compound	FA36744-2 ug/kg	Spike Q	MS ug/kg	MS %	Spike ug/kg	MSD ug/kg	MSD %	RPD	Limits Rec/RPD	
637-92-3	Ethyl Tert Butyl Ether	3.8 U		59.7	55.3	93	60	57.3	95	4	75-117/24
87-68-3	Hexachlorobutadiene	3.8 U		59.7	48.3	81	60	44.0	73*	9	74-136/38
591-78-6	2-Hexanone	19 U		298	245	82	300	250	83	2	72-133/26
98-82-8	Isopropylbenzene	3.8 U		59.7	52.2	87	60	51.9	86	1	80-136/32
99-87-6	p-Isopropyltoluene	3.8 U		59.7	65.7	110	60	61.4	102	7	77-131/34
74-83-9	Methyl Bromide	3.8 U		59.7	47.0	79	60	46.6	78	1	65-139/31
74-87-3	Methyl Chloride	3.8 U		59.7	42.5	71	60	42.3	70*	0	71-144/27
74-95-3	Methylene Bromide	3.8 U		59.7	52.5	88	60	52.7	88	0	74-124/24
75-09-2	Methylene Chloride	7.6 U		59.7	58.8	99	60	58.7	98	0	74-137/28
108-10-1	4-Methyl-2-pentanone (MIBK)	19 U		298	266	89	300	276	92	4	76-132/26
1634-04-4	Methyl Tert Butyl Ether	3.8 U		59.7	53.9	90	60	55.4	92	3	77-120/24
91-20-3	Naphthalene	3.8 U		59.7	51.6	86	60	47.5	79	8	79-129/33
103-65-1	n-Propylbenzene	3.8 U		59.7	66.2	111	60	63.2	105	5	80-135/33
100-42-5	Styrene	3.8 U		59.7	55.6	93	60	54.9	91	1	78-125/30
994-05-8	Tert-Amyl Methyl Ether	3.8 U		59.7	54.8	92	60	56.2	94	3	69-130/23
75-65-0	Tert-Butyl Alcohol	38 U		597	660	111	600	663	110	0	74-126/32
630-20-6	1,1,1,2-Tetrachloroethane	3.8 U		59.7	56.6	95	60	58.5	97	3	78-126/27
79-34-5	1,1,2,2-Tetrachloroethane	3.8 U		59.7	55.3	93	60	54.5	91	1	71-126/30
127-18-4	Tetrachloroethylene	3.8 U		59.7	54.0	91	60	53.1	88	2	79-130/31
108-88-3	Toluene	3.8 U		59.7	54.8	92	60	53.8	90	2	76-124/30
87-61-6	1,2,3-Trichlorobenzene	3.8 U		59.7	53.1	89	60	48.1	80	10	77-128/35
120-82-1	1,2,4-Trichlorobenzene	3.8 U		59.7	57.9	97	60	51.1	85	12	78-130/34
71-55-6	1,1,1-Trichloroethane	3.8 U		59.7	46.0	77	60	46.6	78	1	70-129/27
79-00-5	1,1,2-Trichloroethane	3.8 U		59.7	54.8	92	60	54.1	90	1	74-124/28
79-01-6	Trichloroethylene	3.8 U		59.7	53.0	89	60	52.3	87	1	75-128/27
75-69-4	Trichlorofluoromethane	3.8 U		59.7	37.3	63*	60	39.5	66*	6	73-145/31
96-18-4	1,2,3-Trichloropropane	3.8 U		59.7	53.9	90	60	54.3	90	1	74-127/27
95-63-6	1,2,4-Trimethylbenzene	3.8 U		59.7	66.3	111	60	62.9	105	5	74-123/34
108-67-8	1,3,5-Trimethylbenzene	3.8 U		59.7	65.0	109	60	61.9	103	5	73-122/33
75-01-4	Vinyl Chloride	3.8 U		59.7	43.7	73*	60	44.1	73*	1	76-141/27
1330-20-7	Xylene (total)	11 U		179	176	98	180	174	97	1	80-129/30

CAS No.	Surrogate Recoveries	MS	MSD	FA36744-2	Limits
1868-53-7	Dibromofluoromethane	99%	102%	103%	75-124%

* = Outside of Control Limits.

Matrix Spike/Matrix Spike Duplicate Summary

Job Number: C47015
Account: ALNCA SGS Accutest Northern California
Project: GEOSCASR: Vallco Mall, Wolfe Rd, Cupertino CA

Sample	File ID	DF	Analyzed	By	Prep Date	Prep Batch	Analytical Batch
FA36744-2MS	C0117977.D	1	09/09/16	EP	n/a	n/a	VC4680
FA36744-2MSD	C0117978.D	1	09/09/16	EP	n/a	n/a	VC4680
FA36744-2	C0117969.D	1	09/09/16	EP	n/a	n/a	VC4680

The QC reported here applies to the following samples:

Method: SW846 8260B

C47015-6, C47015-7, C47015-8, C47015-9, C47015-10, C47015-27

6.3.1
6

CAS No.	Surrogate Recoveries	MS	MSD	FA36744-2	Limits
17060-07-0	1,2-Dichloroethane-D4	95%	96%	101%	72-135%
2037-26-5	Toluene-D8	100%	101%	95%	75-126%
460-00-4	4-Bromofluorobenzene	103%	101%	98%	71-133%

* = Outside of Control Limits.

Matrix Spike/Matrix Spike Duplicate Summary

Job Number: C47015
Account: ALNCA SGS Accutest Northern California
Project: GEOSCASR: Vallco Mall, Wolfe Rd, Cupertino CA

Sample	File ID	DF	Analyzed	By	Prep Date	Prep Batch	Analytical Batch
C47015-24MS	F0079451.D	1	09/09/16	EP	n/a	n/a	VF2730
C47015-24MSD	F0079452.D	1	09/09/16	EP	n/a	n/a	VF2730
C47015-24 ^a	F0079442.D	1	09/09/16	EP	n/a	n/a	VF2730

The QC reported here applies to the following samples:

Method: SW846 8260B

C47015-2, C47015-3, C47015-4, C47015-5, C47015-24, C47015-25, C47015-26, C47015-28, C47015-29, C47015-30, C47015-31

CAS No.	Compound	C47015-24 ug/kg	Spike Q	MS ug/kg	MS %	Spike ug/kg	MSD ug/kg	MSD %	RPD	Limits Rec/RPD
67-64-1	Acetone	210		306	53*	305	319	36*	15	61-152/27
71-43-2	Benzene	ND		61.3	82	61	48.9	80	3	76-126/26
108-86-1	Bromobenzene	ND		61.3	90	61	51.9	85	6	76-122/32
74-97-5	Bromochloromethane	ND		61.3	85	61	51.0	84	2	77-120/24
75-27-4	Bromodichloromethane	ND		61.3	87	61	54.2	89	2	74-130/25
75-25-2	Bromoform	ND		61.3	82	61	52.6	86	5	76-127/26
78-93-3	2-Butanone (MEK)	45.9		306	75	305	244	65*	12	75-137/25
104-51-8	n-Butylbenzene	ND		61.3	81	61	52.0	85	5	71-128/35
135-98-8	sec-Butylbenzene	ND		61.3	86	61	52.7	86	0	79-135/34
98-06-6	tert-Butylbenzene	ND		61.3	86	61	51.9	85	2	77-133/34
56-23-5	Carbon Tetrachloride	ND		61.3	66*	61	48.2	79	18	78-133/29
108-90-7	Chlorobenzene	ND		61.3	84	61	53.2	87	4	81-129/29
75-00-3	Chloroethane	ND		61.3	80	61	50.5	83	3	68-133/29
67-66-3	Chloroform	ND		61.3	88	61	51.7	85	4	72-123/26
95-49-8	o-Chlorotoluene	ND		61.3	90	61	54.4	89	2	77-129/33
106-43-4	p-Chlorotoluene	ND		61.3	91	61	55.5	91	0	80-134/33
124-48-1	Dibromochloromethane	ND		61.3	89	61	55.6	91	2	76-127/27
96-12-8	1,2-Dibromo-3-chloropropane	ND		61.3	86	61	51.0	84	3	70-137/29
106-93-4	1,2-Dibromoethane	ND		61.3	94	61	52.9	87	8	77-126/26
75-71-8	Dichlorodifluoromethane	ND		61.3	65*	61	41.7	68	4	68-168/29
95-50-1	1,2-Dichlorobenzene	ND		61.3	80	61	52.7	86	8	80-129/32
541-73-1	1,3-Dichlorobenzene	ND		61.3	80*	61	53.1	87	8	81-129/33
106-46-7	1,4-Dichlorobenzene	ND		61.3	81	61	53.9	88	9	76-130/32
75-34-3	1,1-Dichloroethane	ND		61.3	84	61	51.5	84	0	73-125/27
107-06-2	1,2-Dichloroethane	ND		61.3	97	61	56.5	93	5	74-128/23
75-35-4	1,1-Dichloroethylene	ND		61.3	82	61	49.3	81	2	81-136/28
156-59-2	cis-1,2-Dichloroethylene	ND		61.3	81	61	49.9	82	1	74-126/26
156-60-5	trans-1,2-Dichloroethylene	ND		61.3	83	61	51.1	84	0	70-127/27
78-87-5	1,2-Dichloropropane	ND		61.3	88	61	52.8	87	2	74-125/25
142-28-9	1,3-Dichloropropane	ND		61.3	90	61	53.2	87	4	76-122/26
594-20-7	2,2-Dichloropropane	ND		61.3	73*	61	47.1	77	5	77-133/28
563-58-6	1,1-Dichloropropene	ND		61.3	78	61	49.4	81	4	75-130/28
10061-01-5	cis-1,3-Dichloropropene	ND		61.3	89	61	53.9	88	1	80-123/26
10061-02-6	trans-1,3-Dichloropropene	ND		61.3	92	61	54.6	90	3	75-131/28
108-20-3	Di-Isopropyl Ether	ND		61.3	86	61	51.0	84	3	75-122/25
100-41-4	Ethylbenzene	ND		61.3	84	61	53.0	87	3	77-123/31

* = Outside of Control Limits.

Matrix Spike/Matrix Spike Duplicate Summary

Job Number: C47015
Account: ALNCA SGS Accutest Northern California
Project: GEOSCASR: Vallco Mall, Wolfe Rd, Cupertino CA

Sample	File ID	DF	Analyzed	By	Prep Date	Prep Batch	Analytical Batch
C47015-24MS	F0079451.D	1	09/09/16	EP	n/a	n/a	VF2730
C47015-24MSD	F0079452.D	1	09/09/16	EP	n/a	n/a	VF2730
C47015-24 ^a	F0079442.D	1	09/09/16	EP	n/a	n/a	VF2730

The QC reported here applies to the following samples:

Method: SW846 8260B

C47015-2, C47015-3, C47015-4, C47015-5, C47015-24, C47015-25, C47015-26, C47015-28, C47015-29, C47015-30, C47015-31

CAS No.	Compound	C47015-24 ug/kg	Spike Q	MS ug/kg	MS %	Spike ug/kg	MSD ug/kg	MSD %	RPD	Limits Rec/RPD	
637-92-3	Ethyl Tert Butyl Ether	ND		61.3	56.1	92	61	52.4	86	7	75-117/24
87-68-3	Hexachlorobutadiene	ND		61.3	40.7	66*	61	49.0	80	19	74-136/38
591-78-6	2-Hexanone	ND		306	319	104	305	274	90	15	72-133/26
98-82-8	Isopropylbenzene	ND		61.3	50.5	82	61	54.9	90	8	80-136/32
99-87-6	p-Isopropyltoluene	ND		61.3	52.6	86	61	54.5	89	4	77-131/34
74-83-9	Methyl Bromide	ND		61.3	46.4	76	61	49.8	82	7	65-139/31
74-87-3	Methyl Chloride	ND		61.3	44.8	73	61	47.1	77	5	71-144/27
74-95-3	Methylene Bromide	ND		61.3	59.2	97	61	56.2	92	5	74-124/24
75-09-2	Methylene Chloride	13.6		61.3	63.3	81	61	63.5	82	0	74-137/28
108-10-1	4-Methyl-2-pentanone (MIBK)	ND		306	318	104	305	297	97	7	76-132/26
1634-04-4	Methyl Tert Butyl Ether	ND		61.3	55.4	90	61	53.3	87	4	77-120/24
91-20-3	Naphthalene	ND		61.3	38.8	63*	61	49.8	82	25	79-129/33
103-65-1	n-Propylbenzene	ND		61.3	57.5	94	61	55.3	91	4	80-135/33
100-42-5	Styrene	ND		61.3	49.9	81	61	54.2	89	8	78-125/30
994-05-8	Tert-Amyl Methyl Ether	ND		61.3	54.9	90	61	53.6	88	2	69-130/23
75-65-0	Tert-Butyl Alcohol	ND		61.3	66.4	108	610	596	98	11	74-126/32
630-20-6	1,1,1,2-Tetrachloroethane	ND		61.3	50.3	82	61	53.7	88	7	78-126/27
79-34-5	1,1,2,2-Tetrachloroethane	ND		61.3	57.3	94	61	51.3	84	11	71-126/30
127-18-4	Tetrachloroethylene	ND		61.3	53.0	86	61	57.9	95	9	79-130/31
108-88-3	Toluene	ND		61.3	50.4	82	61	51.6	85	2	76-124/30
87-61-6	1,2,3-Trichlorobenzene	ND		61.3	33.1	54*	61	46.6	76*	34	77-128/35
120-82-1	1,2,4-Trichlorobenzene	ND		61.3	37.8	62*	61	49.5	81	27	78-130/34
71-55-6	1,1,1-Trichloroethane	ND		61.3	49.6	81	61	49.6	81	0	70-129/27
79-00-5	1,1,2-Trichloroethane	ND		61.3	55.5	91	61	52.9	87	5	74-124/28
79-01-6	Trichloroethylene	ND		61.3	56.4	92	61	53.3	87	6	75-128/27
75-69-4	Trichlorofluoromethane	ND		61.3	50.6	83	61	49.9	82	1	73-145/31
96-18-4	1,2,3-Trichloropropane	ND		61.3	62.4	102	61	54.3	89	14	74-127/27
95-63-6	1,2,4-Trimethylbenzene	ND		61.3	54.3	89	61	55.4	91	2	74-123/34
108-67-8	1,3,5-Trimethylbenzene	ND		61.3	55.4	90	61	54.9	90	1	73-122/33
75-01-4	Vinyl Chloride	ND		61.3	40.7	66*	61	43.1	71*	6	76-141/27
1330-20-7	Xylene (total)	ND		184	154	84	183	162	89	5	80-129/30

CAS No.	Surrogate Recoveries	MS	MSD	C47015-24	Limits
1868-53-7	Dibromofluoromethane	104%	101%	111%	75-124%

* = Outside of Control Limits.

Matrix Spike/Matrix Spike Duplicate Summary

Job Number: C47015
Account: ALNCA SGS Accutest Northern California
Project: GEOSCASR: Vallco Mall, Wolfe Rd, Cupertino CA

Sample	File ID	DF	Analyzed	By	Prep Date	Prep Batch	Analytical Batch
C47015-24MS	F0079451.D	1	09/09/16	EP	n/a	n/a	VF2730
C47015-24MSD	F0079452.D	1	09/09/16	EP	n/a	n/a	VF2730
C47015-24 ^a	F0079442.D	1	09/09/16	EP	n/a	n/a	VF2730

The QC reported here applies to the following samples:

Method: SW846 8260B

C47015-2, C47015-3, C47015-4, C47015-5, C47015-24, C47015-25, C47015-26, C47015-28, C47015-29, C47015-30, C47015-31

6.3.2

6

CAS No.	Surrogate Recoveries	MS	MSD	C47015-24	Limits
17060-07-0	1,2-Dichloroethane-D4	109%	108%	113%	72-135%
2037-26-5	Toluene-D8	96%	97%	94%	75-126%
460-00-4	4-Bromofluorobenzene	107%	104%	113%	71-133%

(a) Soil vials were not received within 48 hours of sampling; results are considered minimum values.

* = Outside of Control Limits.

Matrix Spike/Matrix Spike Duplicate Summary

Job Number: C47015
Account: ALNCA SGS Accutest Northern California
Project: GEOSCASR: Vallco Mall, Wolfe Rd, Cupertino CA

Sample	File ID	DF	Analyzed	By	Prep Date	Prep Batch	Analytical Batch
C47015-32MS	F0079474.D	1	09/10/16	AD	n/a	n/a	VF2731
C47015-32MSD	F0079475.D	1	09/10/16	AD	n/a	n/a	VF2731
C47015-32 ^a	F0079469.D	1	09/10/16	AD	n/a	n/a	VF2731

The QC reported here applies to the following samples:

Method: SW846 8260B

C47015-1, C47015-11, C47015-12, C47015-15, C47015-16, C47015-19, C47015-20, C47015-21, C47015-32

CAS No.	Compound	C47015-32 ug/kg	Spike Q	MS ug/kg	MS %	Spike ug/kg	MSD ug/kg	MSD %	RPD	Limits Rec/RPD	
67-64-1	Acetone	ND		274	279	102	275	238	87	16	61-152/27
71-43-2	Benzene	ND		54.7	49.3	90	54.9	47.2	86	4	76-126/26
108-86-1	Bromobenzene	ND		54.7	52.5	96	54.9	54.2	99	3	76-122/32
74-97-5	Bromochloromethane	ND		54.7	51.1	93	54.9	46.1	84	10	77-120/24
75-27-4	Bromodichloromethane	ND		54.7	54.4	99	54.9	53.5	97	2	74-130/25
75-25-2	Bromoform	ND		54.7	55.3	101	54.9	51.1	93	8	76-127/26
78-93-3	2-Butanone (MEK)	ND		274	236	86	275	214	78	10	75-137/25
104-51-8	n-Butylbenzene	ND		54.7	57.9	106	54.9	54.6	99	6	71-128/35
135-98-8	sec-Butylbenzene	ND		54.7	53.9	99	54.9	54.3	99	1	79-135/34
98-06-6	tert-Butylbenzene	ND		54.7	52.7	96	54.9	52.1	95	1	77-133/34
56-23-5	Carbon Tetrachloride	ND		54.7	51.3	94	54.9	48.1	88	6	78-133/29
108-90-7	Chlorobenzene	ND		54.7	54.7	100	54.9	52.1	95	5	81-129/29
75-00-3	Chloroethane	ND		54.7	48.7	89	54.9	49.2	90	1	68-133/29
67-66-3	Chloroform	ND		54.7	54.7	100	54.9	49.2	90	11	72-123/26
95-49-8	o-Chlorotoluene	ND		54.7	57.0	104	54.9	56.5	103	1	77-129/33
106-43-4	p-Chlorotoluene	ND		54.7	55.9	102	54.9	58.3	106	4	80-134/33
124-48-1	Dibromochloromethane	ND		54.7	57.5	105	54.9	53.3	97	8	76-127/27
96-12-8	1,2-Dibromo-3-chloropropane	ND		54.7	59.1	108	54.9	46.6	85	24	70-137/29
106-93-4	1,2-Dibromoethane	ND		54.7	53.6	98	54.9	51.1	93	5	77-126/26
75-71-8	Dichlorodifluoromethane	ND		54.7	44.3	81	54.9	40.9	74	8	68-168/29
95-50-1	1,2-Dichlorobenzene	ND		54.7	58.2	106	54.9	54.3	99	7	80-129/32
541-73-1	1,3-Dichlorobenzene	ND		54.7	58.0	106	54.9	56.6	103	2	81-129/33
106-46-7	1,4-Dichlorobenzene	ND		54.7	58.9	108	54.9	56.6	103	4	76-130/32
75-34-3	1,1-Dichloroethane	ND		54.7	52.5	96	54.9	48.8	89	7	73-125/27
107-06-2	1,2-Dichloroethane	ND		54.7	57.6	105	54.9	53.8	98	7	74-128/23
75-35-4	1,1-Dichloroethylene	ND		54.7	49.7	91	54.9	46.3	84	7	81-136/28
156-59-2	cis-1,2-Dichloroethylene	ND		54.7	51.0	93	54.9	46.6	85	9	74-126/26
156-60-5	trans-1,2-Dichloroethylene	ND		54.7	53.5	98	54.9	50.5	92	6	70-127/27
78-87-5	1,2-Dichloropropane	ND		54.7	49.7	91	54.9	49.5	90	0	74-125/25
142-28-9	1,3-Dichloropropane	ND		54.7	50.7	93	54.9	49.5	90	2	76-122/26
594-20-7	2,2-Dichloropropane	ND		54.7	54.5	100	54.9	45.3	82	18	77-133/28
563-58-6	1,1-Dichloropropene	ND		54.7	50.4	92	54.9	47.2	86	7	75-130/28
10061-01-5	cis-1,3-Dichloropropene	ND		54.7	51.2	94	54.9	53.2	97	4	80-123/26
10061-02-6	trans-1,3-Dichloropropene	ND		54.7	53.3	97	54.9	54.8	100	3	75-131/28
108-20-3	Di-Isopropyl Ether	ND		54.7	51.0	93	54.9	48.7	89	5	75-122/25
100-41-4	Ethylbenzene	ND		54.7	55.9	102	54.9	51.1	93	9	77-123/31

* = Outside of Control Limits.

Matrix Spike/Matrix Spike Duplicate Summary

Job Number: C47015
Account: ALNCA SGS Accutest Northern California
Project: GEOSCASR: Vallco Mall, Wolfe Rd, Cupertino CA

Sample	File ID	DF	Analyzed	By	Prep Date	Prep Batch	Analytical Batch
C47015-32MS	F0079474.D	1	09/10/16	AD	n/a	n/a	VF2731
C47015-32MSD	F0079475.D	1	09/10/16	AD	n/a	n/a	VF2731
C47015-32 ^a	F0079469.D	1	09/10/16	AD	n/a	n/a	VF2731

The QC reported here applies to the following samples:

Method: SW846 8260B

C47015-1, C47015-11, C47015-12, C47015-15, C47015-16, C47015-19, C47015-20, C47015-21, C47015-32

CAS No.	Compound	C47015-32 ug/kg	Spike Q	MS ug/kg	MS %	Spike ug/kg	MSD ug/kg	MSD %	RPD	Limits Rec/RPD	
637-92-3	Ethyl Tert Butyl Ether	ND		54.7	54.6	100	54.9	49.4	90	10	75-117/24
87-68-3	Hexachlorobutadiene	ND		54.7	61.2	112	54.9	56.3	102	8	74-136/38
591-78-6	2-Hexanone	ND		274	275	101	275	260	95	6	72-133/26
98-82-8	Isopropylbenzene	ND		54.7	59.7	109	54.9	52.4	95	13	80-136/32
99-87-6	p-Isopropyltoluene	ND		54.7	56.3	103	54.9	56.4	103	0	77-131/34
74-83-9	Methyl Bromide	ND		54.7	50.2	92	54.9	47.2	86	6	65-139/31
74-87-3	Methyl Chloride	ND		54.7	45.8	84	54.9	43.6	79	5	71-144/27
74-95-3	Methylene Bromide	ND		54.7	57.1	104	54.9	53.4	97	7	74-124/24
75-09-2	Methylene Chloride	7.8	J	54.7	57.6	91	54.9	51.0	79	12	74-137/28
108-10-1	4-Methyl-2-pentanone (MIBK)	ND		274	325	119	275	264	96	21	76-132/26
1634-04-4	Methyl Tert Butyl Ether	ND		54.7	55.5	101	54.9	48.9	89	13	77-120/24
91-20-3	Naphthalene	ND		54.7	61.9	113	54.9	52.4	95	17	79-129/33
103-65-1	n-Propylbenzene	ND		54.7	55.3	101	54.9	55.6	101	1	80-135/33
100-42-5	Styrene	ND		54.7	55.2	101	54.9	53.9	98	2	78-125/30
994-05-8	Tert-Amyl Methyl Ether	ND		54.7	55.6	102	54.9	49.8	91	11	69-130/23
75-65-0	Tert-Butyl Alcohol	ND		547	517	95	549	505	92	2	74-126/32
630-20-6	1,1,1,2-Tetrachloroethane	ND		54.7	57.5	105	54.9	49.8	91	14	78-126/27
79-34-5	1,1,2,2-Tetrachloroethane	ND		54.7	50.7	93	54.9	47.8	87	6	71-126/30
127-18-4	Tetrachloroethylene	ND		54.7	58.2	106	54.9	53.8	98	8	79-130/31
108-88-3	Toluene	ND		54.7	52.8	97	54.9	47.7	87	10	76-124/30
87-61-6	1,2,3-Trichlorobenzene	ND		54.7	60.3	110	54.9	53.3	97	12	77-128/35
120-82-1	1,2,4-Trichlorobenzene	ND		54.7	67.6	124	54.9	57.2	104	17	78-130/34
71-55-6	1,1,1-Trichloroethane	ND		54.7	51.8	95	54.9	47.2	86	9	70-129/27
79-00-5	1,1,2-Trichloroethane	ND		54.7	53.2	97	54.9	50.0	91	6	74-124/28
79-01-6	Trichloroethylene	ND		54.7	52.3	96	54.9	51.2	93	2	75-128/27
75-69-4	Trichlorofluoromethane	ND		54.7	50.4	92	54.9	48.1	88	5	73-145/31
96-18-4	1,2,3-Trichloropropane	ND		54.7	52.8	97	54.9	50.1	91	5	74-127/27
95-63-6	1,2,4-Trimethylbenzene	ND		54.7	56.2	103	54.9	56.3	102	0	74-123/34
108-67-8	1,3,5-Trimethylbenzene	ND		54.7	56.6	103	54.9	55.9	102	1	73-122/33
75-01-4	Vinyl Chloride	ND		54.7	43.2	79	54.9	41.1	75*	5	76-141/27
1330-20-7	Xylene (total)	ND		164	172	105	165	155	94	10	80-129/30

CAS No.	Surrogate Recoveries	MS	MSD	C47015-32	Limits
1868-53-7	Dibromofluoromethane	106%	102%	123%	75-124%

* = Outside of Control Limits.

Matrix Spike/Matrix Spike Duplicate Summary

Job Number: C47015
Account: ALNCA SGS Accutest Northern California
Project: GEOSCASR: Vallco Mall, Wolfe Rd, Cupertino CA

Sample	File ID	DF	Analyzed	By	Prep Date	Prep Batch	Analytical Batch
C47015-32MS	F0079474.D	1	09/10/16	AD	n/a	n/a	VF2731
C47015-32MSD	F0079475.D	1	09/10/16	AD	n/a	n/a	VF2731
C47015-32 ^a	F0079469.D	1	09/10/16	AD	n/a	n/a	VF2731

The QC reported here applies to the following samples:

Method: SW846 8260B

C47015-1, C47015-11, C47015-12, C47015-15, C47015-16, C47015-19, C47015-20, C47015-21, C47015-32

6.3.3

6

CAS No.	Surrogate Recoveries	MS	MSD	C47015-32	Limits
17060-07-0	1,2-Dichloroethane-D4	111%	107%	128%	72-135%
2037-26-5	Toluene-D8	101%	93%	93%	75-126%
460-00-4	4-Bromofluorobenzene	97%	103%	95%	71-133%

(a) Soil vials were not received within 48 hours of sampling; results are considered minimum values.

* = Outside of Control Limits.

Matrix Spike/Matrix Spike Duplicate Summary

Job Number: C47015
Account: ALNCA SGS Accutest Northern California
Project: GEOSCASR: Vallco Mall, Wolfe Rd, Cupertino CA

Sample	File ID	DF	Analyzed	By	Prep Date	Prep Batch	Analytical Batch
C47015-14MS	C0118012.D	1	09/12/16	EP	n/a	n/a	VC4681
C47015-14MSD	C0118013.D	1	09/12/16	EP	n/a	n/a	VC4681
C47015-14 ^a	C0117996.D	1	09/12/16	EP	n/a	n/a	VC4681

The QC reported here applies to the following samples:

Method: SW846 8260B

C47015-13, C47015-14, C47015-17, C47015-18, C47015-22, C47015-23

CAS No.	Compound	C47015-14 ug/kg	Spike Q	MS ug/kg	MS %	Spike ug/kg	MSD ug/kg	MSD %	RPD	Limits Rec/RPD	
67-64-1	Acetone	ND		256	182	71	258	205	80	12	61-152/27
71-43-2	Benzene	ND		51.2	44.5	87	51.5	41.2	80	8	76-126/26
108-86-1	Bromobenzene	ND		51.2	44.1	86	51.5	39.6	77	11	76-122/32
74-97-5	Bromochloromethane	ND		51.2	46.7	91	51.5	44.0	85	6	77-120/24
75-27-4	Bromodichloromethane	ND		51.2	47.7	93	51.5	44.5	86	7	74-130/25
75-25-2	Bromoform	ND		51.2	47.1	92	51.5	42.8	83	10	76-127/26
78-93-3	2-Butanone (MEK)	ND		256	208	81	258	200	78	4	75-137/25
104-51-8	n-Butylbenzene	ND		51.2	43.6	85	51.5	38.0	74	14	71-128/35
135-98-8	sec-Butylbenzene	ND		51.2	43.6	85	51.5	38.3	74*	13	79-135/34
98-06-6	tert-Butylbenzene	ND		51.2	45.8	89	51.5	40.4	78	13	77-133/34
56-23-5	Carbon Tetrachloride	ND		51.2	42.9	84	51.5	39.1	76*	9	78-133/29
108-90-7	Chlorobenzene	ND		51.2	45.6	89	51.5	41.4	80*	10	81-129/29
75-00-3	Chloroethane	ND		51.2	33.7	66*	51.5	35.7	69	6	68-133/29
67-66-3	Chloroform	ND		51.2	46.1	90	51.5	42.8	83	7	72-123/26
95-49-8	o-Chlorotoluene	ND		51.2	45.5	89	51.5	40.0	78	13	77-129/33
106-43-4	p-Chlorotoluene	ND		51.2	44.7	87	51.5	39.3	76*	13	80-134/33
124-48-1	Dibromochloromethane	ND		51.2	47.8	93	51.5	43.7	85	9	76-127/27
96-12-8	1,2-Dibromo-3-chloropropane	ND		51.2	43.0	84	51.5	40.6	79	6	70-137/29
106-93-4	1,2-Dibromoethane	ND		51.2	44.5	87	51.5	41.5	81	7	77-126/26
75-71-8	Dichlorodifluoromethane	ND		51.2	33.5	65*	51.5	30.7	60*	9	68-168/29
95-50-1	1,2-Dichlorobenzene	ND		51.2	45.2	88	51.5	40.3	78*	11	80-129/32
541-73-1	1,3-Dichlorobenzene	ND		51.2	47.0	92	51.5	41.3	80*	13	81-129/33
106-46-7	1,4-Dichlorobenzene	ND		51.2	46.7	91	51.5	41.3	80	12	76-130/32
75-34-3	1,1-Dichloroethane	ND		51.2	38.2	75	51.5	41.7	81	9	73-125/27
107-06-2	1,2-Dichloroethane	ND		51.2	47.1	92	51.5	44.1	86	7	74-128/23
75-35-4	1,1-Dichloroethylene	ND		51.2	40.3	79*	51.5	36.5	71*	10	81-136/28
156-59-2	cis-1,2-Dichloroethylene	ND		51.2	43.0	84	51.5	41.1	80	5	74-126/26
156-60-5	trans-1,2-Dichloroethylene	ND		51.2	34.6	68*	51.5	37.3	72	8	70-127/27
78-87-5	1,2-Dichloropropane	ND		51.2	45.4	89	51.5	42.1	82	8	74-125/25
142-28-9	1,3-Dichloropropane	ND		51.2	44.2	86	51.5	40.6	79	8	76-122/26
594-20-7	2,2-Dichloropropane	ND		51.2	38.2	75*	51.5	35.5	69*	7	77-133/28
563-58-6	1,1-Dichloropropene	ND		51.2	41.4	81	51.5	37.9	74*	9	75-130/28
10061-01-5	cis-1,3-Dichloropropene	ND		51.2	43.7	85	51.5	42.3	82	3	80-123/26
10061-02-6	trans-1,3-Dichloropropene	ND		51.2	44.3	86	51.5	41.5	81	7	75-131/28
108-20-3	Di-Isopropyl Ether	ND		51.2	39.5	77	51.5	43.3	84	9	75-122/25
100-41-4	Ethylbenzene	ND		51.2	48.5	95	51.5	43.9	85	10	77-123/31

* = Outside of Control Limits.

Matrix Spike/Matrix Spike Duplicate Summary

Job Number: C47015
Account: ALNCA SGS Accutest Northern California
Project: GEOSCASR: Vallco Mall, Wolfe Rd, Cupertino CA

Sample	File ID	DF	Analyzed	By	Prep Date	Prep Batch	Analytical Batch
C47015-14MS	C0118012.D	1	09/12/16	EP	n/a	n/a	VC4681
C47015-14MSD	C0118013.D	1	09/12/16	EP	n/a	n/a	VC4681
C47015-14 ^a	C0117996.D	1	09/12/16	EP	n/a	n/a	VC4681

The QC reported here applies to the following samples:

Method: SW846 8260B

C47015-13, C47015-14, C47015-17, C47015-18, C47015-22, C47015-23

6.3.4
6

CAS No.	Compound	C47015-14 ug/kg	Spike Q	MS ug/kg	MS %	Spike ug/kg	MSD ug/kg	MSD %	RPD	Limits Rec/RPD	
637-92-3	Ethyl Tert Butyl Ether	ND		51.2	47.6	93	51.5	44.7	87	6	75-117/24
87-68-3	Hexachlorobutadiene	ND		51.2	42.8	84	51.5	35.5	69*	19	74-136/38
591-78-6	2-Hexanone	ND		256	212	83	258	204	79	4	72-133/26
98-82-8	Isopropylbenzene	ND		51.2	43.9	86	51.5	38.7	75*	13	80-136/32
99-87-6	p-Isopropyltoluene	ND		51.2	48.9	95	51.5	43.1	84	13	77-131/34
74-83-9	Methyl Bromide	ND		51.2	39.5	77	51.5	35.1	68	12	65-139/31
74-87-3	Methyl Chloride	ND		51.2	36.3	71	51.5	34.2	66*	6	71-144/27
74-95-3	Methylene Bromide	ND		51.2	45.5	89	51.5	43.6	85	4	74-124/24
75-09-2	Methylene Chloride	11.3		51.2	40.8	58*	51.5	40.4	56*	1	74-137/28
108-10-1	4-Methyl-2-pentanone (MIBK)	ND		256	231	90	258	217	84	6	76-132/26
1634-04-4	Methyl Tert Butyl Ether	ND		51.2	40.6	79	51.5	44.6	87	9	77-120/24
91-20-3	Naphthalene	ND		51.2	42.4	83	51.5	39.3	76*	8	79-129/33
103-65-1	n-Propylbenzene	ND		51.2	48.7	95	51.5	42.9	83	13	80-135/33
100-42-5	Styrene	ND		51.2	44.9	88	51.5	41.5	81	8	78-125/30
994-05-8	Tert-Amyl Methyl Ether	ND		51.2	47.3	92	51.5	44.8	87	5	69-130/23
75-65-0	Tert-Butyl Alcohol	ND		512	523	102	515	434	84	19	74-126/32
630-20-6	1,1,1,2-Tetrachloroethane	ND		51.2	49.1	96	51.5	44.1	86	11	78-126/27
79-34-5	1,1,2,2-Tetrachloroethane	ND		51.2	44.8	87	51.5	40.3	78	11	71-126/30
127-18-4	Tetrachloroethylene	ND		51.2	54.4	106	51.5	49.0	95	10	79-130/31
108-88-3	Toluene	ND		51.2	44.6	87	51.5	40.8	79	9	76-124/30
87-61-6	1,2,3-Trichlorobenzene	ND		51.2	39.2	77	51.5	35.0	68*	11	77-128/35
120-82-1	1,2,4-Trichlorobenzene	ND		51.2	36.1	70*	51.5	31.6	61*	13	78-130/34
71-55-6	1,1,1-Trichloroethane	ND		51.2	42.4	83	51.5	38.8	75	9	70-129/27
79-00-5	1,1,2-Trichloroethane	ND		51.2	46.8	91	51.5	42.9	83	9	74-124/28
79-01-6	Trichloroethylene	ND		51.2	45.2	88	51.5	41.6	81	8	75-128/27
75-69-4	Trichlorofluoromethane	ND		51.2	33.0	64*	51.5	31.1	60*	6	73-145/31
96-18-4	1,2,3-Trichloropropane	ND		51.2	46.6	91	51.5	41.6	81	11	74-127/27
95-63-6	1,2,4-Trimethylbenzene	ND		51.2	49.8	97	51.5	43.4	84	14	74-123/34
108-67-8	1,3,5-Trimethylbenzene	ND		51.2	49.3	96	51.5	42.8	83	14	73-122/33
75-01-4	Vinyl Chloride	ND		51.2	36.6	71*	51.5	33.8	66*	8	76-141/27
1330-20-7	Xylene (total)	ND		154	143	93	155	129	83	10	80-129/30

CAS No.	Surrogate Recoveries	MS	MSD	C47015-14	Limits
1868-53-7	Dibromofluoromethane	102%	105%	105%	75-124%

* = Outside of Control Limits.

Matrix Spike/Matrix Spike Duplicate Summary

Job Number: C47015
Account: ALNCA SGS Accutest Northern California
Project: GEOSCAR: Vallco Mall, Wolfe Rd, Cupertino CA

Sample	File ID	DF	Analyzed	By	Prep Date	Prep Batch	Analytical Batch
C47015-14MS	C0118012.D	1	09/12/16	EP	n/a	n/a	VC4681
C47015-14MSD	C0118013.D	1	09/12/16	EP	n/a	n/a	VC4681
C47015-14 ^a	C0117996.D	1	09/12/16	EP	n/a	n/a	VC4681

The QC reported here applies to the following samples:

Method: SW846 8260B

C47015-13, C47015-14, C47015-17, C47015-18, C47015-22, C47015-23

6.3.4
6

CAS No.	Surrogate Recoveries	MS	MSD	C47015-14	Limits
17060-07-0	1,2-Dichloroethane-D4	100%	103%	103%	72-135%
2037-26-5	Toluene-D8	98%	97%	94%	75-126%
460-00-4	4-Bromofluorobenzene	100%	97%	97%	71-133%

(a) Sample was received in a bulk container but was not preserved within 48 hours of sampling. Reported results are considered minimum values.

* = Outside of Control Limits.

GC/MS Semi-volatiles

QC Data Summaries

(SGS Accutest Southeast)

Includes the following where applicable:

- Method Blank Summaries
- Blank Spike Summaries
- Matrix Spike and Duplicate Summaries

Method Blank Summary

Job Number: C47015
Account: ALNCA SGS Accutest Northern California
Project: GEOSCASR: Vallco Mall, Wolfe Rd, Cupertino CA

Sample	File ID	DF	Analyzed	By	Prep Date	Prep Batch	Analytical Batch
OP61812-MB	X048968.D	1	09/12/16	MV	09/09/16	OP61812	SX2120

The QC reported here applies to the following samples:

Method: SW846 8270D

C47015-1, C47015-2, C47015-3, C47015-4, C47015-5, C47015-6, C47015-7, C47015-8, C47015-9, C47015-10, C47015-11, C47015-12, C47015-13, C47015-14, C47015-15, C47015-16, C47015-17, C47015-18, C47015-19, C47015-20

CAS No.	Compound	Result	RL	MDL	Units	Q
65-85-0	Benzoic Acid	ND	830	170	ug/kg	
59-50-7	4-Chloro-3-methyl Phenol	ND	170	25	ug/kg	
95-57-8	2-Chlorophenol	ND	170	21	ug/kg	
120-83-2	2,4-Dichlorophenol	ND	170	23	ug/kg	
105-67-9	2,4-Dimethylphenol	ND	170	20	ug/kg	
51-28-5	2,4-Dinitrophenol	ND	830	170	ug/kg	
534-52-1	4,6-Dinitro-o-cresol	ND	330	67	ug/kg	
95-48-7	2-Methylphenol	ND	170	18	ug/kg	
	3&4-Methylphenol	ND	170	39	ug/kg	
88-75-5	2-Nitrophenol	ND	170	21	ug/kg	
100-02-7	4-Nitrophenol	ND	830	130	ug/kg	
87-86-5	Pentachlorophenol	ND	830	130	ug/kg	
108-95-2	Phenol	ND	170	20	ug/kg	
95-95-4	2,4,5-Trichlorophenol	ND	170	18	ug/kg	
88-06-2	2,4,6-Trichlorophenol	ND	170	20	ug/kg	
62-53-3	Aniline	ND	170	33	ug/kg	
92-87-5	Benzidine	ND	1700	330	ug/kg	
100-51-6	Benzyl Alcohol	ND	170	22	ug/kg	
101-55-3	4-Bromophenyl phenyl ether	ND	170	19	ug/kg	
85-68-7	Butyl benzyl phthalate	ND	170	33	ug/kg	
86-74-8	Carbazole	ND	170	19	ug/kg	
106-47-8	4-Chloroaniline	ND	170	23	ug/kg	
111-91-1	bis(2-Chloroethoxy)methane	ND	170	25	ug/kg	
111-44-4	bis(2-Chloroethyl)ether	ND	170	30	ug/kg	
108-60-1	bis(2-Chloroisopropyl)ether	ND	170	24	ug/kg	
91-58-7	2-Chloronaphthalene	ND	170	23	ug/kg	
7005-72-3	4-Chlorophenyl phenyl ether	ND	170	21	ug/kg	
132-64-9	Dibenzofuran	ND	170	21	ug/kg	
95-50-1	1,2-Dichlorobenzene	ND	170	17	ug/kg	
541-73-1	1,3-Dichlorobenzene	ND	170	19	ug/kg	
106-46-7	1,4-Dichlorobenzene	ND	170	20	ug/kg	
91-94-1	3,3'-Dichlorobenzidine	ND	170	18	ug/kg	
84-66-2	Diethyl Phthalate	ND	330	33	ug/kg	
131-11-3	Dimethyl Phthalate	ND	170	33	ug/kg	
117-84-0	Di-n-octyl Phthalate	ND	170	33	ug/kg	
84-74-2	Di-n-butyl Phthalate	ND	330	67	ug/kg	

7.1.1
7

Method Blank Summary

Job Number: C47015
Account: ALNCA SGS Accutest Northern California
Project: GEOSCASR: Vallco Mall, Wolfe Rd, Cupertino CA

Sample	File ID	DF	Analyzed	By	Prep Date	Prep Batch	Analytical Batch
OP61812-MB	X048968.D	1	09/12/16	MV	09/09/16	OP61812	SX2120

The QC reported here applies to the following samples:

Method: SW846 8270D

C47015-1, C47015-2, C47015-3, C47015-4, C47015-5, C47015-6, C47015-7, C47015-8, C47015-9, C47015-10, C47015-11, C47015-12, C47015-13, C47015-14, C47015-15, C47015-16, C47015-17, C47015-18, C47015-19, C47015-20

CAS No.	Compound	Result	RL	MDL	Units	Q
121-14-2	2,4-Dinitrotoluene	ND	170	17	ug/kg	
606-20-2	2,6-Dinitrotoluene	ND	170	21	ug/kg	
122-66-7	1,2-Diphenylhydrazine	ND	170	28	ug/kg	
117-81-7	bis(2-Ethylhexyl)phthalate	ND	330	33	ug/kg	
118-74-1	Hexachlorobenzene	ND	170	21	ug/kg	
87-68-3	Hexachlorobutadiene	ND	170	19	ug/kg	
77-47-4	Hexachlorocyclopentadiene	ND	170	33	ug/kg	
67-72-1	Hexachloroethane	ND	170	19	ug/kg	
78-59-1	Isophorone	ND	170	17	ug/kg	
88-74-4	2-Nitroaniline	ND	170	28	ug/kg	
99-09-2	3-Nitroaniline	ND	170	28	ug/kg	
100-01-6	4-Nitroaniline	ND	170	28	ug/kg	
98-95-3	Nitrobenzene	ND	170	22	ug/kg	
62-75-9	N-Nitrosodimethylamine	ND	170	40	ug/kg	
621-64-7	N-Nitrosodi-n-propylamine	ND	170	18	ug/kg	
86-30-6	N-Nitrosodiphenylamine	ND	170	32	ug/kg	
110-86-1	Pyridine	ND	330	33	ug/kg	
120-82-1	1,2,4-Trichlorobenzene	ND	170	20	ug/kg	

CAS No.	Surrogate Recoveries	Limits	
367-12-4	2-Fluorophenol	64%	40-102%
4165-62-2	Phenol-d5	71%	41-100%
118-79-6	2,4,6-Tribromophenol	58%	42-108%
4165-60-0	Nitrobenzene-d5	63%	40-105%
321-60-8	2-Fluorobiphenyl	66%	43-107%
1718-51-0	Terphenyl-d14	69%	45-119%

7.1.1
7

Method Blank Summary

Job Number: C47015
Account: ALNCA SGS Accutest Northern California
Project: GEOSCASR: Vallco Mall, Wolfe Rd, Cupertino CA

Sample	File ID	DF	Analyzed	By	Prep Date	Prep Batch	Analytical Batch
OP61834-MB	X049004.D	1	09/13/16	MV	09/12/16	OP61834	SX2121

The QC reported here applies to the following samples:

Method: SW846 8270D

C47015-21, C47015-22, C47015-23, C47015-24, C47015-25, C47015-26, C47015-27, C47015-28, C47015-29, C47015-30, C47015-31, C47015-32

CAS No.	Compound	Result	RL	MDL	Units	Q
65-85-0	Benzoic Acid	ND	830	170	ug/kg	
59-50-7	4-Chloro-3-methyl Phenol	ND	170	25	ug/kg	
95-57-8	2-Chlorophenol	ND	170	21	ug/kg	
120-83-2	2,4-Dichlorophenol	ND	170	23	ug/kg	
105-67-9	2,4-Dimethylphenol	ND	170	20	ug/kg	
51-28-5	2,4-Dinitrophenol	ND	830	170	ug/kg	
534-52-1	4,6-Dinitro-o-cresol	ND	330	67	ug/kg	
95-48-7	2-Methylphenol	ND	170	18	ug/kg	
	3&4-Methylphenol	ND	170	39	ug/kg	
88-75-5	2-Nitrophenol	ND	170	21	ug/kg	
100-02-7	4-Nitrophenol	ND	830	130	ug/kg	
87-86-5	Pentachlorophenol	ND	830	130	ug/kg	
108-95-2	Phenol	ND	170	20	ug/kg	
95-95-4	2,4,5-Trichlorophenol	ND	170	18	ug/kg	
88-06-2	2,4,6-Trichlorophenol	ND	170	20	ug/kg	
62-53-3	Aniline	ND	170	33	ug/kg	
92-87-5	Benzidine	ND	1700	330	ug/kg	
100-51-6	Benzyl Alcohol	ND	170	22	ug/kg	
101-55-3	4-Bromophenyl phenyl ether	ND	170	19	ug/kg	
85-68-7	Butyl benzyl phthalate	ND	170	33	ug/kg	
86-74-8	Carbazole	ND	170	19	ug/kg	
106-47-8	4-Chloroaniline	ND	170	23	ug/kg	
111-91-1	bis(2-Chloroethoxy)methane	ND	170	25	ug/kg	
111-44-4	bis(2-Chloroethyl)ether	ND	170	30	ug/kg	
108-60-1	bis(2-Chloroisopropyl)ether	ND	170	24	ug/kg	
91-58-7	2-Chloronaphthalene	ND	170	23	ug/kg	
7005-72-3	4-Chlorophenyl phenyl ether	ND	170	21	ug/kg	
132-64-9	Dibenzofuran	ND	170	21	ug/kg	
95-50-1	1,2-Dichlorobenzene	ND	170	17	ug/kg	
541-73-1	1,3-Dichlorobenzene	ND	170	19	ug/kg	
106-46-7	1,4-Dichlorobenzene	ND	170	20	ug/kg	
91-94-1	3,3'-Dichlorobenzidine	ND	170	18	ug/kg	
84-66-2	Diethyl Phthalate	ND	330	33	ug/kg	
131-11-3	Dimethyl Phthalate	ND	170	33	ug/kg	
117-84-0	Di-n-octyl Phthalate	ND	170	33	ug/kg	
84-74-2	Di-n-butyl Phthalate	ND	330	67	ug/kg	

7.12
7

Method Blank Summary

Job Number: C47015
Account: ALNCA SGS Accutest Northern California
Project: GEOSCAR: Vallco Mall, Wolfe Rd, Cupertino CA

Sample	File ID	DF	Analyzed	By	Prep Date	Prep Batch	Analytical Batch
OP61834-MB	X049004.D	1	09/13/16	MV	09/12/16	OP61834	SX2121

The QC reported here applies to the following samples:

Method: SW846 8270D

C47015-21, C47015-22, C47015-23, C47015-24, C47015-25, C47015-26, C47015-27, C47015-28, C47015-29, C47015-30, C47015-31, C47015-32

CAS No.	Compound	Result	RL	MDL	Units	Q
121-14-2	2,4-Dinitrotoluene	ND	170	17	ug/kg	
606-20-2	2,6-Dinitrotoluene	ND	170	21	ug/kg	
122-66-7	1,2-Diphenylhydrazine	ND	170	28	ug/kg	
117-81-7	bis(2-Ethylhexyl)phthalate	ND	330	33	ug/kg	
118-74-1	Hexachlorobenzene	ND	170	21	ug/kg	
87-68-3	Hexachlorobutadiene	ND	170	19	ug/kg	
77-47-4	Hexachlorocyclopentadiene	ND	170	33	ug/kg	
67-72-1	Hexachloroethane	ND	170	19	ug/kg	
78-59-1	Isophorone	ND	170	17	ug/kg	
88-74-4	2-Nitroaniline	ND	170	28	ug/kg	
99-09-2	3-Nitroaniline	ND	170	28	ug/kg	
100-01-6	4-Nitroaniline	ND	170	28	ug/kg	
98-95-3	Nitrobenzene	ND	170	22	ug/kg	
62-75-9	N-Nitrosodimethylamine	ND	170	40	ug/kg	
621-64-7	N-Nitrosodi-n-propylamine	ND	170	18	ug/kg	
86-30-6	N-Nitrosodiphenylamine	ND	170	32	ug/kg	
110-86-1	Pyridine	ND	330	33	ug/kg	
120-82-1	1,2,4-Trichlorobenzene	ND	170	20	ug/kg	

CAS No.	Surrogate Recoveries	Limits	
367-12-4	2-Fluorophenol	57%	40-102%
4165-62-2	Phenol-d5	62%	41-100%
118-79-6	2,4,6-Tribromophenol	83%	42-108%
4165-60-0	Nitrobenzene-d5	54%	40-105%
321-60-8	2-Fluorobiphenyl	60%	43-107%
1718-51-0	Terphenyl-d14	65%	45-119%

7.1.2
7

Method Blank Summary

Job Number: C47015
Account: ALNCA SGS Accutest Northern California
Project: GEOSASR: Vallco Mall, Wolfe Rd, Cupertino CA

Sample	File ID	DF	Analyzed	By	Prep Date	Prep Batch	Analytical Batch
OP61814-MB	W094886.D	1	09/12/16	MG	09/10/16	OP61814	SW4252

The QC reported here applies to the following samples:

Method: SW846 8270D BY SIM

C47015-1, C47015-2, C47015-3, C47015-4, C47015-5, C47015-6, C47015-7, C47015-8, C47015-9, C47015-10, C47015-11, C47015-12, C47015-13, C47015-14, C47015-15, C47015-16, C47015-17, C47015-18, C47015-19, C47015-20

7.1.3

7

CAS No.	Compound	Result	RL	MDL	Units	Q
83-32-9	Acenaphthene	ND	67	27	ug/kg	
208-96-8	Acenaphthylene	ND	67	27	ug/kg	
120-12-7	Anthracene	ND	67	17	ug/kg	
56-55-3	Benzo(a)anthracene	ND	13	3.3	ug/kg	
50-32-8	Benzo(a)pyrene	ND	13	3.3	ug/kg	
205-99-2	Benzo(b)fluoranthene	ND	13	3.3	ug/kg	
191-24-2	Benzo(g,h,i)perylene	ND	13	3.3	ug/kg	
207-08-9	Benzo(k)fluoranthene	ND	13	3.3	ug/kg	
218-01-9	Chrysene	ND	13	3.3	ug/kg	
53-70-3	Dibenzo(a,h)anthracene	ND	13	3.3	ug/kg	
206-44-0	Fluoranthene	ND	67	17	ug/kg	
86-73-7	Fluorene	ND	67	27	ug/kg	
193-39-5	Indeno(1,2,3-cd)pyrene	ND	13	3.3	ug/kg	
90-12-0	1-Methylnaphthalene	ND	67	27	ug/kg	
91-57-6	2-Methylnaphthalene	ND	67	27	ug/kg	
91-20-3	Naphthalene	ND	67	27	ug/kg	
85-01-8	Phenanthrene	ND	67	17	ug/kg	
129-00-0	Pyrene	ND	67	17	ug/kg	

CAS No.	Surrogate Recoveries	Limits	
4165-60-0	Nitrobenzene-d5	82%	40-105%
321-60-8	2-Fluorobiphenyl	82%	43-107%
1718-51-0	Terphenyl-d14	89%	45-119%

Method Blank Summary

Job Number: C47015
Account: ALNCA SGS Accutest Northern California
Project: GEOSASR: Vallco Mall, Wolfe Rd, Cupertino CA

Sample	File ID	DF	Analyzed	By	Prep Date	Prep Batch	Analytical Batch
OP61828-MB	W094930.D	1	09/13/16	MG	09/12/16	OP61828	SW4253

The QC reported here applies to the following samples:

Method: SW846 8270D BY SIM

C47015-21, C47015-22, C47015-23, C47015-24, C47015-25, C47015-26, C47015-27, C47015-28, C47015-29, C47015-30, C47015-31, C47015-32

CAS No.	Compound	Result	RL	MDL	Units	Q
83-32-9	Acenaphthene	ND	67	27	ug/kg	
208-96-8	Acenaphthylene	ND	67	27	ug/kg	
120-12-7	Anthracene	ND	67	17	ug/kg	
56-55-3	Benzo(a)anthracene	ND	13	3.3	ug/kg	
50-32-8	Benzo(a)pyrene	ND	13	3.3	ug/kg	
205-99-2	Benzo(b)fluoranthene	ND	13	3.3	ug/kg	
191-24-2	Benzo(g,h,i)perylene	ND	13	3.3	ug/kg	
207-08-9	Benzo(k)fluoranthene	ND	13	3.3	ug/kg	
218-01-9	Chrysene	ND	13	3.3	ug/kg	
53-70-3	Dibenzo(a,h)anthracene	ND	13	3.3	ug/kg	
206-44-0	Fluoranthene	ND	67	17	ug/kg	
86-73-7	Fluorene	ND	67	27	ug/kg	
193-39-5	Indeno(1,2,3-cd)pyrene	ND	13	3.3	ug/kg	
90-12-0	1-Methylnaphthalene	ND	67	27	ug/kg	
91-57-6	2-Methylnaphthalene	ND	67	27	ug/kg	
91-20-3	Naphthalene	ND	67	27	ug/kg	
85-01-8	Phenanthrene	ND	67	17	ug/kg	
129-00-0	Pyrene	ND	67	17	ug/kg	

CAS No.	Surrogate Recoveries	Limits	
4165-60-0	Nitrobenzene-d5	81%	40-105%
321-60-8	2-Fluorobiphenyl	89%	43-107%
1718-51-0	Terphenyl-d14	81%	45-119%

7.1.4
7

Blank Spike Summary

Job Number: C47015
Account: ALNCA SGS Accutest Northern California
Project: GEOSCAR: Vallco Mall, Wolfe Rd, Cupertino CA

Sample	File ID	DF	Analyzed	By	Prep Date	Prep Batch	Analytical Batch
OP61812-BS	X048967.D	1	09/12/16	MV	09/09/16	OP61812	SX2120

The QC reported here applies to the following samples:

Method: SW846 8270D

C47015-1, C47015-2, C47015-3, C47015-4, C47015-5, C47015-6, C47015-7, C47015-8, C47015-9, C47015-10, C47015-11, C47015-12, C47015-13, C47015-14, C47015-15, C47015-16, C47015-17, C47015-18, C47015-19, C47015-20

CAS No.	Compound	Spike ug/kg	BSP ug/kg	BSP %	Limits
65-85-0	Benzoic Acid	3330	3020	91	36-118
59-50-7	4-Chloro-3-methyl Phenol	1670	1460	88	52-108
95-57-8	2-Chlorophenol	1670	1300	78	48-104
120-83-2	2,4-Dichlorophenol	1670	1300	78	51-105
105-67-9	2,4-Dimethylphenol	1670	1180	71	43-96
51-28-5	2,4-Dinitrophenol	3330	2310	69	40-119
534-52-1	4,6-Dinitro-o-cresol	3330	2860	86	64-121
95-48-7	2-Methylphenol	1670	1320	79	46-107
	3&4-Methylphenol	3330	2680	80	44-111
88-75-5	2-Nitrophenol	1670	1280	77	49-104
100-02-7	4-Nitrophenol	3330	2630	79	56-116
87-86-5	Pentachlorophenol	3330	3010	90	61-114
108-95-2	Phenol	1670	1390	83	45-110
95-95-4	2,4,5-Trichlorophenol	1670	1500	90	58-112
88-06-2	2,4,6-Trichlorophenol	1670	1420	85	56-109
62-53-3	Aniline	1670	1300	78	42-108
100-51-6	Benzyl Alcohol	1670	1370	82	53-108
101-55-3	4-Bromophenyl phenyl ether	1670	1380	83	62-110
85-68-7	Butyl benzyl phthalate	1670	1610	97	65-113
86-74-8	Carbazole	1670	1420	85	60-111
106-47-8	4-Chloroaniline	1670	1270	76	30-115
111-91-1	bis(2-Chloroethoxy)methane	1670	1350	81	48-105
111-44-4	bis(2-Chloroethyl)ether	1670	1260	76	46-103
108-60-1	bis(2-Chloroisopropyl)ether	1670	1480	89	40-110
91-58-7	2-Chloronaphthalene	1670	1420	85	53-106
7005-72-3	4-Chlorophenyl phenyl ether	1670	1450	87	58-106
132-64-9	Dibenzofuran	1670	1390	83	57-108
95-50-1	1,2-Dichlorobenzene	1670	1210	73	44-102
541-73-1	1,3-Dichlorobenzene	1670	1200	72	42-100
106-46-7	1,4-Dichlorobenzene	1670	1210	73	40-106
91-94-1	3,3'-Dichlorobenzidine	1670	1290	77	36-114
84-66-2	Diethyl Phthalate	1670	1450	87	61-109
131-11-3	Dimethyl Phthalate	1670	1460	88	59-108
117-84-0	Di-n-octyl Phthalate	1670	1970	118	64-119
84-74-2	Di-n-butyl Phthalate	1670	1480	89	63-108
121-14-2	2,4-Dinitrotoluene	1670	1570	94	59-109

* = Outside of Control Limits.

7.2.1
7

Blank Spike Summary

Job Number: C47015
Account: ALNCA SGS Accutest Northern California
Project: GEOSCAR: Vallco Mall, Wolfe Rd, Cupertino CA

Sample	File ID	DF	Analyzed	By	Prep Date	Prep Batch	Analytical Batch
OP61812-BS	X048967.D	1	09/12/16	MV	09/09/16	OP61812	SX2120

The QC reported here applies to the following samples:

Method: SW846 8270D

C47015-1, C47015-2, C47015-3, C47015-4, C47015-5, C47015-6, C47015-7, C47015-8, C47015-9, C47015-10, C47015-11, C47015-12, C47015-13, C47015-14, C47015-15, C47015-16, C47015-17, C47015-18, C47015-19, C47015-20

CAS No.	Compound	Spike ug/kg	BSP ug/kg	BSP %	Limits
606-20-2	2,6-Dinitrotoluene	1670	1470	88	61-107
122-66-7	1,2-Diphenylhydrazine	1670	1640	98	58-112
117-81-7	bis(2-Ethylhexyl)phthalate	1670	1660	100	64-115
118-74-1	Hexachlorobenzene	1670	1390	83	59-111
87-68-3	Hexachlorobutadiene	1670	1230	74	41-108
77-47-4	Hexachlorocyclopentadiene	1670	1440	86	49-110
67-72-1	Hexachloroethane	1670	1250	75	40-105
78-59-1	Isophorone	1670	1390	83	42-89
88-74-4	2-Nitroaniline	1670	1660	100	56-123
99-09-2	3-Nitroaniline	1670	1320	79	41-111
100-01-6	4-Nitroaniline	1670	1440	86	54-113
98-95-3	Nitrobenzene	1670	1380	83	43-108
62-75-9	N-Nitrosodimethylamine	1670	1240	74	40-106
621-64-7	N-Nitrosodi-n-propylamine	1670	1420	85	48-108
86-30-6	N-Nitrosodiphenylamine	1670	1500	90	62-110
110-86-1	Pyridine	1670	1020	61	31-102
120-82-1	1,2,4-Trichlorobenzene	1670	1200	72	45-100

CAS No.	Surrogate Recoveries	BSP	Limits
367-12-4	2-Fluorophenol	74%	40-102%
4165-62-2	Phenol-d5	80%	41-100%
118-79-6	2,4,6-Tribromophenol	77%	42-108%
4165-60-0	Nitrobenzene-d5	76%	40-105%
321-60-8	2-Fluorobiphenyl	79%	43-107%
1718-51-0	Terphenyl-d14	89%	45-119%

* = Outside of Control Limits.

Blank Spike Summary

Job Number: C47015
Account: ALNCA SGS Accutest Northern California
Project: GEOSCAR: Vallco Mall, Wolfe Rd, Cupertino CA

Sample	File ID	DF	Analyzed	By	Prep Date	Prep Batch	Analytical Batch
OP61834-BS	X049003.D	1	09/13/16	MV	09/12/16	OP61834	SX2121

The QC reported here applies to the following samples:

Method: SW846 8270D

C47015-21, C47015-22, C47015-23, C47015-24, C47015-25, C47015-26, C47015-27, C47015-28, C47015-29, C47015-30, C47015-31, C47015-32

CAS No.	Compound	Spike ug/kg	BSP ug/kg	BSP %	Limits
65-85-0	Benzoic Acid	3330	2420	73	36-118
59-50-7	4-Chloro-3-methyl Phenol	1670	1190	71	52-108
95-57-8	2-Chlorophenol	1670	1080	65	48-104
120-83-2	2,4-Dichlorophenol	1670	1230	74	51-105
105-67-9	2,4-Dimethylphenol	1670	1040	62	43-96
51-28-5	2,4-Dinitrophenol	3330	2370	71	40-119
534-52-1	4,6-Dinitro-o-cresol	3330	2640	79	64-121
95-48-7	2-Methylphenol	1670	1060	64	46-107
	3&4-Methylphenol	3330	2170	65	44-111
88-75-5	2-Nitrophenol	1670	1190	71	49-104
100-02-7	4-Nitrophenol	3330	1900	57	56-116
87-86-5	Pentachlorophenol	3330	2930	88	61-114
108-95-2	Phenol	1670	1100	66	45-110
95-95-4	2,4,5-Trichlorophenol	1670	1310	79	58-112
88-06-2	2,4,6-Trichlorophenol	1670	1270	76	56-109
62-53-3	Aniline	1670	1070	64	42-108
92-87-5	Benzidine	1670	599	36	10-109
100-51-6	Benzyl Alcohol	1670	1110	67	53-108
101-55-3	4-Bromophenyl phenyl ether	1670	1400	84	62-110
85-68-7	Butyl benzyl phthalate	1670	1300	78	65-113
86-74-8	Carbazole	1670	1310	79	60-111
106-47-8	4-Chloroaniline	1670	1210	73	30-115
111-91-1	bis(2-Chloroethoxy)methane	1670	1220	73	48-105
111-44-4	bis(2-Chloroethyl)ether	1670	1080	65	46-103
108-60-1	bis(2-Chloroisopropyl)ether	1670	1180	71	40-110
91-58-7	2-Chloronaphthalene	1670	1210	73	53-106
7005-72-3	4-Chlorophenyl phenyl ether	1670	1300	78	58-106
132-64-9	Dibenzofuran	1670	1290	77	57-108
95-50-1	1,2-Dichlorobenzene	1670	1110	67	44-102
541-73-1	1,3-Dichlorobenzene	1670	1080	65	42-100
106-46-7	1,4-Dichlorobenzene	1670	1090	65	40-106
91-94-1	3,3'-Dichlorobenzidine	1670	1190	71	36-114
84-66-2	Diethyl Phthalate	1670	1290	77	61-109
131-11-3	Dimethyl Phthalate	1670	1190	71	59-108
117-84-0	Di-n-octyl Phthalate	1670	1320	79	64-119
84-74-2	Di-n-butyl Phthalate	1670	1300	78	63-108

* = Outside of Control Limits.

7.2.2
7

Blank Spike Summary

Job Number: C47015
Account: ALNCA SGS Accutest Northern California
Project: GEOSCAR: Vallco Mall, Wolfe Rd, Cupertino CA

Sample	File ID	DF	Analyzed	By	Prep Date	Prep Batch	Analytical Batch
OP61834-BS	X049003.D	1	09/13/16	MV	09/12/16	OP61834	SX2121

The QC reported here applies to the following samples:

Method: SW846 8270D

C47015-21, C47015-22, C47015-23, C47015-24, C47015-25, C47015-26, C47015-27, C47015-28, C47015-29, C47015-30, C47015-31, C47015-32

CAS No.	Compound	Spike ug/kg	BSP ug/kg	BSP %	Limits
121-14-2	2,4-Dinitrotoluene	1670	1220	73	59-109
606-20-2	2,6-Dinitrotoluene	1670	1190	71	61-107
122-66-7	1,2-Diphenylhydrazine	1670	1270	76	58-112
117-81-7	bis(2-Ethylhexyl)phthalate	1670	1300	78	64-115
118-74-1	Hexachlorobenzene	1670	1590	95	59-111
87-68-3	Hexachlorobutadiene	1670	1280	77	41-108
77-47-4	Hexachlorocyclopentadiene	1670	1390	83	49-110
67-72-1	Hexachloroethane	1670	1070	64	40-105
78-59-1	Isophorone	1670	1210	73	42-89
88-74-4	2-Nitroaniline	1670	1250	75	56-123
99-09-2	3-Nitroaniline	1670	1130	68	41-111
100-01-6	4-Nitroaniline	1670	1230	74	54-113
98-95-3	Nitrobenzene	1670	1180	71	43-108
62-75-9	N-Nitrosodimethylamine	1670	1020	61	40-106
621-64-7	N-Nitrosodi-n-propylamine	1670	1070	64	48-108
86-30-6	N-Nitrosodiphenylamine	1670	1290	77	62-110
110-86-1	Pyridine	1670	944	57	31-102
120-82-1	1,2,4-Trichlorobenzene	1670	1190	71	45-100

CAS No.	Surrogate Recoveries	BSP	Limits
367-12-4	2-Fluorophenol	63%	40-102%
4165-62-2	Phenol-d5	68%	41-100%
118-79-6	2,4,6-Tribromophenol	94%	42-108%
4165-60-0	Nitrobenzene-d5	67%	40-105%
321-60-8	2-Fluorobiphenyl	69%	43-107%
1718-51-0	Terphenyl-d14	88%	45-119%

* = Outside of Control Limits.

Blank Spike Summary

Job Number: C47015
Account: ALNCA SGS Accutest Northern California
Project: GEOSCAR: Vallco Mall, Wolfe Rd, Cupertino CA

Sample	File ID	DF	Analyzed	By	Prep Date	Prep Batch	Analytical Batch
OP61814-BS	W094885.D	1	09/12/16	MG	09/10/16	OP61814	SW4252

The QC reported here applies to the following samples:

Method: SW846 8270D BY SIM

C47015-1, C47015-2, C47015-3, C47015-4, C47015-5, C47015-6, C47015-7, C47015-8, C47015-9, C47015-10, C47015-11, C47015-12, C47015-13, C47015-14, C47015-15, C47015-16, C47015-17, C47015-18, C47015-19, C47015-20

CAS No.	Compound	Spike ug/kg	BSP ug/kg	BSP %	Limits
83-32-9	Acenaphthene	667	512	77	53-100
208-96-8	Acenaphthylene	667	515	77	51-100
120-12-7	Anthracene	333	231	69	60-102
56-55-3	Benzo(a)anthracene	333	259	78	60-106
50-32-8	Benzo(a)pyrene	333	269	81	58-105
205-99-2	Benzo(b)fluoranthene	333	298	89	59-112
191-24-2	Benzo(g,h,i)perylene	333	275	82	56-109
207-08-9	Benzo(k)fluoranthene	333	288	86	58-109
218-01-9	Chrysene	333	287	86	62-104
53-70-3	Dibenzo(a,h)anthracene	333	301	90	55-110
206-44-0	Fluoranthene	667	461	69	59-109
86-73-7	Fluorene	667	536	80	56-104
193-39-5	Indeno(1,2,3-cd)pyrene	333	302	91	54-110
90-12-0	1-Methylnaphthalene	667	500	75	50-101
91-57-6	2-Methylnaphthalene	667	455	68	49-100
91-20-3	Naphthalene	667	451	68	49-101
85-01-8	Phenanthrene	667	503	75	57-104
129-00-0	Pyrene	667	462	69	58-106

CAS No.	Surrogate Recoveries	BSP	Limits
4165-60-0	Nitrobenzene-d5	84%	40-105%
321-60-8	2-Fluorobiphenyl	82%	43-107%
1718-51-0	Terphenyl-d14	83%	45-119%

* = Outside of Control Limits.

Blank Spike Summary

Job Number: C47015
Account: ALNCA SGS Accutest Northern California
Project: GEOSCAR: Vallco Mall, Wolfe Rd, Cupertino CA

Sample	File ID	DF	Analyzed	By	Prep Date	Prep Batch	Analytical Batch
OP61828-BS	W094929.D	1	09/13/16	MG	09/12/16	OP61828	SW4253

The QC reported here applies to the following samples:

Method: SW846 8270D BY SIM

C47015-21, C47015-22, C47015-23, C47015-24, C47015-25, C47015-26, C47015-27, C47015-28, C47015-29, C47015-30, C47015-31, C47015-32

CAS No.	Compound	Spike ug/kg	BSP ug/kg	BSP %	Limits
83-32-9	Acenaphthene	667	615	92	53-100
208-96-8	Acenaphthylene	667	573	86	51-100
120-12-7	Anthracene	333	327	98	60-102
56-55-3	Benzo(a)anthracene	333	251	75	60-106
50-32-8	Benzo(a)pyrene	333	255	76	58-105
205-99-2	Benzo(b)fluoranthene	333	295	88	59-112
191-24-2	Benzo(g,h,i)perylene	333	285	85	56-109
207-08-9	Benzo(k)fluoranthene	333	296	89	58-109
218-01-9	Chrysene	333	320	96	62-104
53-70-3	Dibenzo(a,h)anthracene	333	301	90	55-110
206-44-0	Fluoranthene	667	596	89	59-109
86-73-7	Fluorene	667	664	100	56-104
193-39-5	Indeno(1,2,3-cd)pyrene	333	288	86	54-110
90-12-0	1-Methylnaphthalene	667	497	75	50-101
91-57-6	2-Methylnaphthalene	667	505	76	49-100
91-20-3	Naphthalene	667	512	77	49-101
85-01-8	Phenanthrene	667	618	93	57-104
129-00-0	Pyrene	667	550	82	58-106

CAS No.	Surrogate Recoveries	BSP	Limits
4165-60-0	Nitrobenzene-d5	83%	40-105%
321-60-8	2-Fluorobiphenyl	88%	43-107%
1718-51-0	Terphenyl-d14	92%	45-119%

* = Outside of Control Limits.

Matrix Spike/Matrix Spike Duplicate Summary

Job Number: C47015
Account: ALNCA SGS Accutest Northern California
Project: GEOSCASR: Vallco Mall, Wolfe Rd, Cupertino CA

Sample	File ID	DF	Analyzed	By	Prep Date	Prep Batch	Analytical Batch
OP61812-MS	X048974.D	1	09/12/16	MV	09/09/16	OP61812	SX2120
OP61812-MSD	X048975.D	1	09/12/16	MV	09/09/16	OP61812	SX2120
C47015-4	X048973.D	1	09/12/16	MV	09/09/16	OP61812	SX2120

The QC reported here applies to the following samples:

Method: SW846 8270D

C47015-1, C47015-2, C47015-3, C47015-4, C47015-5, C47015-6, C47015-7, C47015-8, C47015-9, C47015-10, C47015-11, C47015-12, C47015-13, C47015-14, C47015-15, C47015-16, C47015-17, C47015-18, C47015-19, C47015-20

CAS No.	Compound	C47015-4		MS ug/kg	MS %	Spike ug/kg	MSD ug/kg	MSD %	RPD	Limits Rec/RPD	
		ug/kg	Q								
65-85-0	Benzoic Acid	ND		3280	2210	67	3300	2090	63	6	36-118/41
59-50-7	4-Chloro-3-methyl Phenol	ND		1640	1440	88	1650	1320	80	9	52-108/21
95-57-8	2-Chlorophenol	ND		1640	1280	78	1650	1200	73	6	48-104/26
120-83-2	2,4-Dichlorophenol	ND		1640	1320	81	1650	1230	75	7	51-105/27
105-67-9	2,4-Dimethylphenol	ND		1640	1230	75	1650	1160	70	6	43-96/23
51-28-5	2,4-Dinitrophenol	ND		3280	1890	58	3300	1730	52	9	40-119/32
534-52-1	4,6-Dinitro-o-cresol	ND		3280	2370	72	3300	2240	68	6	64-121/29
95-48-7	2-Methylphenol	ND		1640	1310	80	1650	1220	74	7	46-107/24
	3&4-Methylphenol	ND		3280	2720	83	3300	2500	76	8	44-111/24
88-75-5	2-Nitrophenol	ND		1640	1280	78	1650	1200	73	6	49-104/27
100-02-7	4-Nitrophenol	ND		3280	2610	80	3300	2400	73	8	56-116/23
87-86-5	Pentachlorophenol	ND		3280	2670	81	3300	2380	72	11	61-114/23
108-95-2	Phenol	ND		1640	1380	84	1650	1290	78	7	45-110/24
95-95-4	2,4,5-Trichlorophenol	ND		1640	1440	88	1650	1360	82	6	58-112/22
88-06-2	2,4,6-Trichlorophenol	ND		1640	1370	84	1650	1310	79	4	56-109/25
62-53-3	Aniline	ND		1640	1300	79	1650	1250	76	4	42-108/28
92-87-5	Benzidine	ND		1640	1080	66	1650	1110	67	3	10-109/35
100-51-6	Benzyl Alcohol	ND		1640	1370	84	1650	1300	79	5	53-108/24
101-55-3	4-Bromophenyl phenyl ether	ND		1640	1320	81	1650	1260	76	5	62-110/21
85-68-7	Butyl benzyl phthalate	ND		1640	1740	106	1650	1670	101	4	65-113/20
86-74-8	Carbazole	ND		1640	1450	88	1650	1390	84	4	60-111/19
106-47-8	4-Chloroaniline	ND		1640	1160	71	1650	1130	68	3	30-115/30
111-91-1	bis(2-Chloroethoxy)methane	ND		1640	1350	82	1650	1290	78	5	48-105/24
111-44-4	bis(2-Chloroethyl)ether	ND		1640	1250	76	1650	1220	74	2	46-103/27
108-60-1	bis(2-Chloroisopropyl)ether	ND		1640	1440	88	1650	1410	85	2	40-110/25
91-58-7	2-Chloronaphthalene	ND		1640	1350	82	1650	1310	79	3	53-106/23
7005-72-3	4-Chlorophenyl phenyl ether	ND		1640	1370	84	1650	1260	76	8	58-106/21
132-64-9	Dibenzofuran	ND		1640	1420	87	1650	1360	82	4	57-108/22
95-50-1	1,2-Dichlorobenzene	ND		1640	1190	73	1650	1150	70	3	44-102/28
541-73-1	1,3-Dichlorobenzene	ND		1640	1160	71	1650	1140	69	2	42-100/30
106-46-7	1,4-Dichlorobenzene	ND		1640	1180	72	1650	1160	70	2	40-106/29
91-94-1	3,3'-Dichlorobenzidine	ND		1640	1450	88	1650	1360	82	6	36-114/28
84-66-2	Diethyl Phthalate	ND		1640	1490	91	1650	1390	84	7	61-109/20
131-11-3	Dimethyl Phthalate	ND		1640	1450	88	1650	1360	82	6	59-108/20
117-84-0	Di-n-octyl Phthalate	ND		1640	2000	122*	1650	1960	119	2	64-119/21
84-74-2	Di-n-butyl Phthalate	ND		1640	1540	94	1650	1440	87	7	63-108/19

* = Outside of Control Limits.

Matrix Spike/Matrix Spike Duplicate Summary

Job Number: C47015
Account: ALNCA SGS Accutest Northern California
Project: GEOSCASR: Vallco Mall, Wolfe Rd, Cupertino CA

Sample	File ID	DF	Analyzed	By	Prep Date	Prep Batch	Analytical Batch
OP61812-MS	X048974.D	1	09/12/16	MV	09/09/16	OP61812	SX2120
OP61812-MSD	X048975.D	1	09/12/16	MV	09/09/16	OP61812	SX2120
C47015-4	X048973.D	1	09/12/16	MV	09/09/16	OP61812	SX2120

The QC reported here applies to the following samples:

Method: SW846 8270D

C47015-1, C47015-2, C47015-3, C47015-4, C47015-5, C47015-6, C47015-7, C47015-8, C47015-9, C47015-10, C47015-11, C47015-12, C47015-13, C47015-14, C47015-15, C47015-16, C47015-17, C47015-18, C47015-19, C47015-20

7317

CAS No.	Compound	C47015-4		MS		Spike		MSD		Limits	
		ug/kg	Q	ug/kg	%	ug/kg	ug/kg	%	RPD	Rec/RPD	
121-14-2	2,4-Dinitrotoluene	ND		1640	1600	98	1650	1470	89	8	59-109/20
606-20-2	2,6-Dinitrotoluene	ND		1640	1440	88	1650	1360	82	6	61-107/22
122-66-7	1,2-Diphenylhydrazine	ND		1640	1580	96	1650	1520	92	4	58-112/22
117-81-7	bis(2-Ethylhexyl)phthalate	ND		1640	1800	110	1650	1720	104	5	64-115/23
118-74-1	Hexachlorobenzene	ND		1640	1340	82	1650	1230	75	9	59-111/21
87-68-3	Hexachlorobutadiene	ND		1640	1170	71	1650	1140	69	3	41-108/27
77-47-4	Hexachlorocyclopentadiene	ND		1640	773	47*	1650	822	50	6	49-110/31
67-72-1	Hexachloroethane	ND		1640	1160	71	1650	1150	70	1	40-105/32
78-59-1	Isophorone	ND		1640	1360	83	1650	1300	79	5	42-89/22
88-74-4	2-Nitroaniline	ND		1640	1630	99	1650	1570	95	4	56-123/24
99-09-2	3-Nitroaniline	ND		1640	1370	84	1650	1330	81	3	41-111/25
100-01-6	4-Nitroaniline	ND		1640	1370	84	1650	1280	78	7	54-113/22
98-95-3	Nitrobenzene	ND		1640	1350	82	1650	1300	79	4	43-108/25
62-75-9	N-Nitrosodimethylamine	ND		1640	1160	71	1650	1180	72	2	40-106/27
621-64-7	N-Nitrosodi-n-propylamine	ND		1640	1400	85	1650	1300	79	7	48-108/27
86-30-6	N-Nitrosodiphenylamine	ND		1640	1470	90	1650	1390	84	6	62-110/21
110-86-1	Pyridine	ND		1640	926	56	1650	948	57	2	31-102/38
120-82-1	1,2,4-Trichlorobenzene	ND		1640	1180	72	1650	1130	68	4	45-100/26

CAS No.	Surrogate Recoveries	MS	MSD	C47015-4	Limits
367-12-4	2-Fluorophenol	75%	71%	80%	40-102%
4165-62-2	Phenol-d5	81%	76%	89%	41-100%
118-79-6	2,4,6-Tribromophenol	75%	70%	73%	42-108%
4165-60-0	Nitrobenzene-d5	74%	72%	78%	40-105%
321-60-8	2-Fluorobiphenyl	74%	72%	77%	43-107%
1718-51-0	Terphenyl-d14	92%	87%	81%	45-119%

* = Outside of Control Limits.

Matrix Spike/Matrix Spike Duplicate Summary

Job Number: C47015
Account: ALNCA SGS Accutest Northern California
Project: GEOSCASR: Vallco Mall, Wolfe Rd, Cupertino CA

Sample	File ID	DF	Analyzed	By	Prep Date	Prep Batch	Analytical Batch
OP61834-MS	X049018.D	1	09/13/16	MV	09/12/16	OP61834	SX2121
OP61834-MSD	X049019.D	1	09/13/16	MV	09/12/16	OP61834	SX2121
C47015-32	X049017.D	1	09/13/16	MV	09/12/16	OP61834	SX2121

The QC reported here applies to the following samples:

Method: SW846 8270D

C47015-21, C47015-22, C47015-23, C47015-24, C47015-25, C47015-26, C47015-27, C47015-28, C47015-29, C47015-30, C47015-31, C47015-32

CAS No.	Compound	C47015-32 ug/kg	Spike Q	MS ug/kg	MS %	Spike ug/kg	MSD ug/kg	MSD %	RPD	Limits Rec/RPD	
65-85-0	Benzoic Acid	ND		3310	1710	52	3330	1970	59	14	36-118/41
59-50-7	4-Chloro-3-methyl Phenol	ND		1660	1270	77	1670	1320	79	4	52-108/21
95-57-8	2-Chlorophenol	ND		1660	1140	69	1670	1200	72	5	48-104/26
120-83-2	2,4-Dichlorophenol	ND		1660	1340	81	1670	1390	83	4	51-105/27
105-67-9	2,4-Dimethylphenol	ND		1660	1090	66	1670	1150	69	5	43-96/23
51-28-5	2,4-Dinitrophenol	ND		3310	1990	60	3330	2270	68	13	40-119/32
534-52-1	4,6-Dinitro-o-cresol	ND		3310	2550	77	3330	2760	83	8	64-121/29
95-48-7	2-Methylphenol	ND		1660	1110	67	1670	1160	70	4	46-107/24
	3&4-Methylphenol	ND		3310	2260	68	3330	2340	70	3	44-111/24
88-75-5	2-Nitrophenol	ND		1660	1240	75	1670	1300	78	5	49-104/27
100-02-7	4-Nitrophenol	ND		3310	2120	64	3330	2210	66	4	56-116/23
87-86-5	Pentachlorophenol	ND		3310	3310	100	3330	3530	106	6	61-114/23
108-95-2	Phenol	ND		1660	1150	69	1670	1200	72	4	45-110/24
95-95-4	2,4,5-Trichlorophenol	ND		1660	1450	88	1670	1510	91	4	58-112/22
88-06-2	2,4,6-Trichlorophenol	ND		1660	1370	83	1670	1430	86	4	56-109/25
62-53-3	Aniline	ND		1660	1120	68	1670	1180	71	5	42-108/28
92-87-5	Benzidine	ND		1660	668	40	1670	820	49	20	10-109/35
100-51-6	Benzyl Alcohol	ND		1660	1130	68	1670	1190	71	5	53-108/24
101-55-3	4-Bromophenyl phenyl ether	ND		1660	1520	92	1670	1580	95	4	62-110/21
85-68-7	Butyl benzyl phthalate	ND		1660	1330	80	1670	1360	82	2	65-113/20
86-74-8	Carbazole	ND		1660	1370	83	1670	1430	86	4	60-111/19
106-47-8	4-Chloroaniline	ND		1660	1220	74	1670	1270	76	4	30-115/30
111-91-1	bis(2-Chloroethoxy)methane	ND		1660	1240	75	1670	1290	77	4	48-105/24
111-44-4	bis(2-Chloroethyl)ether	ND		1660	1050	63	1670	1130	68	7	46-103/27
108-60-1	bis(2-Chloroisopropyl)ether	ND		1660	1120	68	1670	1180	71	5	40-110/25
91-58-7	2-Chloronaphthalene	ND		1660	1250	75	1670	1320	79	5	53-106/23
7005-72-3	4-Chlorophenyl phenyl ether	ND		1660	1310	79	1670	1390	83	6	58-106/21
132-64-9	Dibenzofuran	ND		1660	1330	80	1670	1400	84	5	57-108/22
95-50-1	1,2-Dichlorobenzene	ND		1660	1090	66	1670	1160	70	6	44-102/28
541-73-1	1,3-Dichlorobenzene	ND		1660	1070	65	1670	1140	68	6	42-100/30
106-46-7	1,4-Dichlorobenzene	ND		1660	1090	66	1670	1160	70	6	40-106/29
91-94-1	3,3'-Dichlorobenzidine	ND		1660	1330	80	1670	1430	86	7	36-114/28
84-66-2	Diethyl Phthalate	ND		1660	1330	80	1670	1390	83	4	61-109/20
131-11-3	Dimethyl Phthalate	ND		1660	1330	80	1670	1400	84	5	59-108/20
117-84-0	Di-n-octyl Phthalate	ND		1660	1370	83	1670	1380	83	1	64-119/21
84-74-2	Di-n-butyl Phthalate	ND		1660	1350	82	1670	1430	86	6	63-108/19

* = Outside of Control Limits.

Matrix Spike/Matrix Spike Duplicate Summary

Job Number: C47015
Account: ALNCA SGS Accutest Northern California
Project: GEOSCASR: Vallco Mall, Wolfe Rd, Cupertino CA

Sample	File ID	DF	Analyzed	By	Prep Date	Prep Batch	Analytical Batch
OP61834-MS	X049018.D	1	09/13/16	MV	09/12/16	OP61834	SX2121
OP61834-MSD	X049019.D	1	09/13/16	MV	09/12/16	OP61834	SX2121
C47015-32	X049017.D	1	09/13/16	MV	09/12/16	OP61834	SX2121

The QC reported here applies to the following samples:

Method: SW846 8270D

C47015-21, C47015-22, C47015-23, C47015-24, C47015-25, C47015-26, C47015-27, C47015-28, C47015-29, C47015-30, C47015-31, C47015-32

CAS No.	Compound	C47015-32 ug/kg	Spike Q	MS ug/kg	MS %	Spike ug/kg	MSD ug/kg	MSD %	RPD	Limits Rec/RPD
121-14-2	2,4-Dinitrotoluene	ND		1660	78	1670	1360	82	5	59-109/20
606-20-2	2,6-Dinitrotoluene	ND		1660	79	1670	1390	83	7	61-107/22
122-66-7	1,2-Diphenylhydrazine	ND		1660	79	1670	1350	81	4	58-112/22
117-81-7	bis(2-Ethylhexyl)phthalate	ND		1660	81	1670	1380	83	3	64-115/23
118-74-1	Hexachlorobenzene	ND		1660	106	1670	1820	109	3	59-111/21
87-68-3	Hexachlorobutadiene	ND		1660	78	1670	1350	81	5	41-108/27
77-47-4	Hexachlorocyclopentadiene	ND		1660	79	1670	1370	82	4	49-110/31
67-72-1	Hexachloroethane	ND		1660	62	1670	1100	66	7	40-105/32
78-59-1	Isophorone	ND		1660	74	1670	1260	76	3	42-89/22
88-74-4	2-Nitroaniline	ND		1660	77	1670	1340	80	5	56-123/24
99-09-2	3-Nitroaniline	ND		1660	75	1670	1300	78	4	41-111/25
100-01-6	4-Nitroaniline	ND		1660	75	1670	1310	79	5	54-113/22
98-95-3	Nitrobenzene	ND		1660	72	1670	1240	74	4	43-108/25
62-75-9	N-Nitrosodimethylamine	ND		1660	55	1670	952	57	5	40-106/27
621-64-7	N-Nitrosodi-n-propylamine	ND		1660	65	1670	1110	67	3	48-108/27
86-30-6	N-Nitrosodiphenylamine	ND		1660	83	1670	1430	86	4	62-110/21
110-86-1	Pyridine	ND		1660	50	1670	893	54	8	31-102/38
120-82-1	1,2,4-Trichlorobenzene	ND		1660	75	1670	1300	78	5	45-100/26

CAS No.	Surrogate Recoveries	MS	MSD	C47015-32	Limits
367-12-4	2-Fluorophenol	64%	66%	63%	40-102%
4165-62-2	Phenol-d5	69%	71%	70%	41-100%
118-79-6	2,4,6-Tribromophenol	105%	109% *	103%	42-108%
4165-60-0	Nitrobenzene-d5	66%	68%	64%	40-105%
321-60-8	2-Fluorobiphenyl	73%	75%	72%	43-107%
1718-51-0	Terphenyl-d14	86%	86%	84%	45-119%

* = Outside of Control Limits.

Matrix Spike/Matrix Spike Duplicate Summary

Job Number: C47015
Account: ALNCA SGS Accutest Northern California
Project: GEOSCAR: Vallco Mall, Wolfe Rd, Cupertino CA

Sample	File ID	DF	Analyzed	By	Prep Date	Prep Batch	Analytical Batch
OP61814-MS	W094890.D	1	09/12/16	MG	09/10/16	OP61814	SW4252
OP61814-MSD	W094891.D	1	09/12/16	MG	09/10/16	OP61814	SW4252
C47015-3	W094889.D	1	09/12/16	MG	09/10/16	OP61814	SW4252

The QC reported here applies to the following samples:

Method: SW846 8270D BY SIM

C47015-1, C47015-2, C47015-3, C47015-4, C47015-5, C47015-6, C47015-7, C47015-8, C47015-9, C47015-10, C47015-11, C47015-12, C47015-13, C47015-14, C47015-15, C47015-16, C47015-17, C47015-18, C47015-19, C47015-20

CAS No.	Compound	C47015-3 ug/kg	Spike Q	MS ug/kg	MS %	Spike ug/kg	MSD ug/kg	MSD %	Limits RPD	Limits Rec/RPD
83-32-9	Acenaphthene	ND	676	571	85	667	553	83	3	53-100/28
208-96-8	Acenaphthylene	ND	676	542	80	667	598	90	10	51-100/25
120-12-7	Anthracene	ND	338	301	89	333	304	91	1	60-102/29
56-55-3	Benzo(a)anthracene	ND	338	300	89	333	319	96	6	60-106/30
50-32-8	Benzo(a)pyrene	ND	338	320	95	333	239	72	29	58-105/30
205-99-2	Benzo(b)fluoranthene	ND	338	347	103	333	286	86	19	59-112/33
191-24-2	Benzo(g,h,i)perylene	ND	338	207	61	333	173	52*	18	56-109/31
207-08-9	Benzo(k)fluoranthene	ND	338	408	121*	333	304	91	29	58-109/33
218-01-9	Chrysene	ND	338	333	99	333	312	94	7	62-104/30
53-70-3	Dibenzo(a,h)anthracene	ND	338	249	74	333	222	67	11	55-110/31
206-44-0	Fluoranthene	ND	676	618	91	667	582	87	6	59-109/29
86-73-7	Fluorene	ND	676	584	86	667	612	92	5	56-104/27
193-39-5	Indeno(1,2,3-cd)pyrene	ND	338	238	70	333	224	67	6	54-110/32
90-12-0	1-Methylnaphthalene	ND	676	523	77	667	573	86	9	50-101/30
91-57-6	2-Methylnaphthalene	ND	676	489	72	667	554	83	12	49-100/26
91-20-3	Naphthalene	ND	676	563	83	667	525	79	7	49-101/28
85-01-8	Phenanthrene	ND	676	612	91	667	586	88	4	57-104/27
129-00-0	Pyrene	ND	676	507	75	667	560	84	10	58-106/29

CAS No.	Surrogate Recoveries	MS	MSD	C47015-3	Limits
4165-60-0	Nitrobenzene-d5	92%	90%	84%	40-105%
321-60-8	2-Fluorobiphenyl	90%	86%	87%	43-107%
1718-51-0	Terphenyl-d14	91%	94%	89%	45-119%

* = Outside of Control Limits.

Matrix Spike/Matrix Spike Duplicate Summary

Job Number: C47015
Account: ALNCA SGS Accutest Northern California
Project: GEOSCASR: Vallco Mall, Wolfe Rd, Cupertino CA

Sample	File ID	DF	Analyzed	By	Prep Date	Prep Batch	Analytical Batch
OP61828-MS	W094949.D	1	09/13/16	MG	09/12/16	OP61828	SW4253
OP61828-MSD	W094950.D	1	09/13/16	MG	09/12/16	OP61828	SW4253
C47015-26	W094948.D	1	09/13/16	MG	09/12/16	OP61828	SW4253

The QC reported here applies to the following samples:

Method: SW846 8270D BY SIM

C47015-21, C47015-22, C47015-23, C47015-24, C47015-25, C47015-26, C47015-27, C47015-28, C47015-29, C47015-30, C47015-31, C47015-32

CAS No.	Compound	C47015-26 ug/kg	Spike Q	MS ug/kg	MS %	Spike ug/kg	MSD ug/kg	MSD %	RPD	Limits Rec/RPD	
83-32-9	Acenaphthene	ND		676	479	71	667	494	74	3	53-100/28
208-96-8	Acenaphthylene	ND		676	456	67	667	497	75	9	51-100/25
120-12-7	Anthracene	ND		338	261	77	333	274	82	5	60-102/29
56-55-3	Benzo(a)anthracene	ND		338	267	79	333	283	85	6	60-106/30
50-32-8	Benzo(a)pyrene	ND		338	236	70	333	282	85	18	58-105/30
205-99-2	Benzo(b)fluoranthene	ND		338	244	72	333	319	96	27	59-112/33
191-24-2	Benzo(g,h,i)perylene	ND		338	236	70	333	290	87	21	56-109/31
207-08-9	Benzo(k)fluoranthene	ND		338	277	82	333	312	94	12	58-109/33
218-01-9	Chrysene	ND		338	286	85	333	321	96	12	62-104/30
53-70-3	Dibenzo(a,h)anthracene	ND		338	257	76	333	296	89	14	55-110/31
206-44-0	Fluoranthene	ND		676	507	75	667	600	90	17	59-109/29
86-73-7	Fluorene	ND		676	510	75	667	527	79	3	56-104/27
193-39-5	Indeno(1,2,3-cd)pyrene	ND		338	278	82	333	297	89	7	54-110/32
90-12-0	1-Methylnaphthalene	ND		676	455	67	667	477	72	5	50-101/30
91-57-6	2-Methylnaphthalene	ND		676	465	69	667	499	75	7	49-100/26
91-20-3	Naphthalene	ND		676	469	69	667	468	70	0	49-101/28
85-01-8	Phenanthrene	ND		676	522	77	667	598	90	14	57-104/27
129-00-0	Pyrene	ND		676	459	68	667	525	79	13	58-106/29

CAS No.	Surrogate Recoveries	MS	MSD	C47015-26	Limits
4165-60-0	Nitrobenzene-d5	85%	81%	96%	40-105%
321-60-8	2-Fluorobiphenyl	77%	74%	83%	43-107%
1718-51-0	Terphenyl-d14	84%	88%	82%	45-119%

* = Outside of Control Limits.

GC Volatiles

QC Data Summaries

(SGS Accutest Southeast)

Includes the following where applicable:

- Method Blank Summaries
- Blank Spike Summaries
- Matrix Spike and Duplicate Summaries

Method Blank Summary

Job Number: C47015
Account: ALNCA SGS Accutest Northern California
Project: GEOSCASR: Vallco Mall, Wolfe Rd, Cupertino CA

Sample	File ID	DF	Analyzed	By	Prep Date	Prep Batch	Analytical Batch
GUV4033-MB	UV075719.D	1	09/09/16	CG	n/a	n/a	GUV4033

The QC reported here applies to the following samples:

Method: SW846 8015C

C47015-1, C47015-2, C47015-3, C47015-4, C47015-5, C47015-6, C47015-7, C47015-8, C47015-9

CAS No.	Compound	Result	RL	MDL	Units	Q
	TPH-GRO (C6-C10)	ND	5.0	2.5	mg/kg	

CAS No.	Surrogate Recoveries	Limits	
460-00-4	4-Bromofluorobenzene	106%	56-149%
98-08-8	aaa-Trifluorotoluene	99%	66-132%

Method Blank Summary

Job Number: C47015
Account: ALNCA SGS Accutest Northern California
Project: GEOSCASR: Vallco Mall, Wolfe Rd, Cupertino CA

Sample	File ID	DF	Analyzed	By	Prep Date	Prep Batch	Analytical Batch
GUV4034-MB	UV075762.D	1	09/12/16	CG	n/a	n/a	GUV4034

The QC reported here applies to the following samples:

Method: SW846 8015C

C47015-14, C47015-15, C47015-16, C47015-17, C47015-18, C47015-19, C47015-20, C47015-21

CAS No.	Compound	Result	RL	MDL	Units	Q
	TPH-GRO (C6-C10)	ND	5.0	2.5	mg/kg	

CAS No.	Surrogate Recoveries	Limits	
460-00-4	4-Bromofluorobenzene	94%	56-149%
98-08-8	aaa-Trifluorotoluene	95%	66-132%

Method Blank Summary

Job Number: C47015
Account: ALNCA SGS Accutest Northern California
Project: GEOSCASR: Vallco Mall, Wolfe Rd, Cupertino CA

Sample	File ID	DF	Analyzed	By	Prep Date	Prep Batch	Analytical Batch
GUV4035-MB	UV075794.D	1	09/13/16	CG	n/a	n/a	GUV4035

The QC reported here applies to the following samples:

Method: SW846 8015C

C47015-10, C47015-11, C47015-12, C47015-13, C47015-22, C47015-23, C47015-24, C47015-25, C47015-26, C47015-27, C47015-28, C47015-29, C47015-30, C47015-31, C47015-32

CAS No.	Compound	Result	RL	MDL	Units	Q
	TPH-GRO (C6-C10)	ND	5.0	2.5	mg/kg	

CAS No.	Surrogate Recoveries	Limits	
460-00-4	4-Bromofluorobenzene	90%	56-149%
98-08-8	aaa-Trifluorotoluene	94%	66-132%

Blank Spike Summary

Job Number: C47015
Account: ALNCA SGS Accutest Northern California
Project: GEOSCASR: Vallco Mall, Wolfe Rd, Cupertino CA

Sample	File ID	DF	Analyzed	By	Prep Date	Prep Batch	Analytical Batch
GUV4033-BS	UV075718.D	1	09/09/16	CG	n/a	n/a	GUV4033

The QC reported here applies to the following samples:

Method: SW846 8015C

C47015-1, C47015-2, C47015-3, C47015-4, C47015-5, C47015-6, C47015-7, C47015-8, C47015-9

CAS No.	Compound	Spike mg/kg	BSP mg/kg	BSP %	Limits
	TPH-GRO (C6-C10)	20	17.4	87	74-128

CAS No.	Surrogate Recoveries	BSP	Limits
460-00-4	4-Bromofluorobenzene	111%	56-149%
98-08-8	aaa-Trifluorotoluene	103%	66-132%

8.2.1
8

* = Outside of Control Limits.

Blank Spike Summary

Job Number: C47015
Account: ALNCA SGS Accutest Northern California
Project: GEOSCASR: Vallco Mall, Wolfe Rd, Cupertino CA

Sample	File ID	DF	Analyzed	By	Prep Date	Prep Batch	Analytical Batch
GUV4034-BS	UV075761.D	1	09/12/16	CG	n/a	n/a	GUV4034

The QC reported here applies to the following samples:

Method: SW846 8015C

C47015-14, C47015-15, C47015-16, C47015-17, C47015-18, C47015-19, C47015-20, C47015-21

CAS No.	Compound	Spike mg/kg	BSP mg/kg	BSP %	Limits
	TPH-GRO (C6-C10)	20	16.4	82	74-128

CAS No.	Surrogate Recoveries	BSP	Limits
460-00-4	4-Bromofluorobenzene	97%	56-149%
98-08-8	aaa-Trifluorotoluene	97%	66-132%

8.2.2
8

* = Outside of Control Limits.

Blank Spike Summary

Job Number: C47015
Account: ALNCA SGS Accutest Northern California
Project: GEOSCASR: Vallco Mall, Wolfe Rd, Cupertino CA

Sample	File ID	DF	Analyzed	By	Prep Date	Prep Batch	Analytical Batch
GUV4035-BS	UV075813.D	1	09/13/16	CG	n/a	n/a	GUV4035

The QC reported here applies to the following samples:

Method: SW846 8015C

C47015-10, C47015-11, C47015-12, C47015-13, C47015-22, C47015-23, C47015-24, C47015-25, C47015-26, C47015-27, C47015-28, C47015-29, C47015-30, C47015-31, C47015-32

CAS No.	Compound	Spike mg/kg	BSP mg/kg	BSP %	Limits
	TPH-GRO (C6-C10)	20	17.4	87	74-128

CAS No.	Surrogate Recoveries	BSP	Limits
460-00-4	4-Bromofluorobenzene	99%	56-149%
98-08-8	aaa-Trifluorotoluene	92%	66-132%

8.2.3
8

* = Outside of Control Limits.

Matrix Spike/Matrix Spike Duplicate Summary

Job Number: C47015
Account: ALNCA SGS Accutest Northern California
Project: GEOSCASR: Vallco Mall, Wolfe Rd, Cupertino CA

Sample	File ID	DF	Analyzed	By	Prep Date	Prep Batch	Analytical Batch
FA36718-1MS	UV075721.D	1	09/09/16	CG	n/a	n/a	GUV4033
FA36718-1MSD	UV075722.D	1	09/09/16	CG	n/a	n/a	GUV4033
FA36718-1	UV075720.D	1	09/09/16	CG	n/a	n/a	GUV4033

The QC reported here applies to the following samples: Method: SW846 8015C

C47015-1, C47015-2, C47015-3, C47015-4, C47015-5, C47015-6, C47015-7, C47015-8, C47015-9

CAS No.	Compound	FA36718-1 mg/kg	Spike Q	Spike mg/kg	MS mg/kg	MS %	Spike mg/kg	MSD mg/kg	MSD %	RPD	Limits Rec/RPD
	TPH-GRO (C6-C10)	66.5	E	19	80.8	75	19	81.1	77	0	74-128/17

8.3.1
8

CAS No.	Surrogate Recoveries	MS	MSD	FA36718-1	Limits
460-00-4	4-Bromofluorobenzene	80%	81%	80%	56-149%
98-08-8	aaa-Trifluorotoluene	116%	114%	114%	66-132%

* = Outside of Control Limits.

Matrix Spike/Matrix Spike Duplicate Summary

Job Number: C47015
Account: ALNCA SGS Accutest Northern California
Project: GEOSCASR: Vallco Mall, Wolfe Rd, Cupertino CA

Sample	File ID	DF	Analyzed	By	Prep Date	Prep Batch	Analytical Batch
C47015-12MS	UV075807.D	1	09/13/16	CG	n/a	n/a	GUV4035
C47015-12MSD	UV075808.D	1	09/13/16	CG	n/a	n/a	GUV4035
C47015-12 ^a	UV075806.D	1	09/13/16	CG	n/a	n/a	GUV4035

The QC reported here applies to the following samples:

Method: SW846 8015C

C47015-10, C47015-11, C47015-12, C47015-13, C47015-22, C47015-23, C47015-24, C47015-25, C47015-26, C47015-27, C47015-28, C47015-29, C47015-30, C47015-31, C47015-32

CAS No.	Compound	C47015-12 mg/kg	Spike Q	MS mg/kg	MS %	Spike mg/kg	MSD mg/kg	MSD %	RPD	Limits Rec/RPD	
	TPH-GRO (C6-C10)	ND		20.2	14.3	71*	20.2	15.5	77	8	74-128/17

8.3.2
8

CAS No.	Surrogate Recoveries	MS	MSD	C47015-12	Limits
460-00-4	4-Bromofluorobenzene	92%	97%	92%	56-149%
98-08-8	aaa-Trifluorotoluene	98%	98%	94%	66-132%

(a) Sample was received in a bulk container but was not preserved within 48 hours of sampling. Reported results are considered minimum values.

* = Outside of Control Limits.

Matrix Spike/Matrix Spike Duplicate Summary

Job Number: C47015
Account: ALNCA SGS Accutest Northern California
Project: GEOSCASR: Vallco Mall, Wolfe Rd, Cupertino CA

Sample	File ID	DF	Analyzed	By	Prep Date	Prep Batch	Analytical Batch
FA36771-1MS	UV075814.D	1	09/13/16	CG	n/a	n/a	GUV4034
FA36771-1MSD	UV075815.D	1	09/13/16	CG	n/a	n/a	GUV4034
FA36771-1	UV075763.D	1	09/12/16	CG	n/a	n/a	GUV4034

The QC reported here applies to the following samples:

Method: SW846 8015C

C47015-14, C47015-15, C47015-16, C47015-17, C47015-18, C47015-19, C47015-20, C47015-21

CAS No.	Compound	FA36771-1 mg/kg	Spike Q	MS mg/kg	MS %	Spike mg/kg	MSD mg/kg	MSD %	RPD	Limits Rec/RPD	
	TPH-GRO (C6-C10)	ND		27.5	21.7	79	27.5	22.5	82	4	74-128/17



CAS No.	Surrogate Recoveries	MS	MSD	FA36771-1	Limits
460-00-4	4-Bromofluorobenzene	97%	95%	91%	56-149%
98-08-8	aaa-Trifluorotoluene	98%	98%	93%	66-132%

* = Outside of Control Limits.

GC Semi-volatiles

QC Data Summaries

(SGS Accutest Southeast)

Includes the following where applicable:

- Method Blank Summaries
- Blank Spike Summaries
- Matrix Spike and Duplicate Summaries

Method Blank Summary

Job Number: C47015
Account: ALNCA SGS Accutest Northern California
Project: GEOSCAR: Vallco Mall, Wolfe Rd, Cupertino CA

Sample	File ID	DF	Analyzed	By	Prep Date	Prep Batch	Analytical Batch
OP61815-MB	TT379319.D	1	09/13/16	NG	09/10/16	OP61815	GTT1860

The QC reported here applies to the following samples:

Method: SW846 8081B

C47015-1, C47015-2, C47015-3, C47015-4, C47015-5, C47015-6, C47015-7, C47015-8, C47015-9, C47015-10, C47015-11, C47015-12, C47015-13, C47015-14, C47015-15, C47015-16

CAS No.	Compound	Result	RL	MDL	Units	Q
309-00-2	Aldrin	ND	1.7	0.51	ug/kg	
319-84-6	alpha-BHC	ND	1.7	0.51	ug/kg	
319-85-7	beta-BHC	ND	1.7	0.51	ug/kg	
319-86-8	delta-BHC	ND	1.7	0.49	ug/kg	
58-89-9	gamma-BHC (Lindane)	ND	1.7	0.51	ug/kg	
12789-03-6	Chlordane	ND	17	6.7	ug/kg	
60-57-1	Dieldrin	ND	1.7	0.63	ug/kg	
72-54-8	4,4' -DDD	ND	3.3	0.57	ug/kg	
72-55-9	4,4' -DDE	ND	3.3	0.54	ug/kg	
50-29-3	4,4' -DDT	ND	3.3	0.65	ug/kg	
72-20-8	Endrin	ND	3.3	0.62	ug/kg	
1031-07-8	Endosulfan sulfate	ND	3.3	0.62	ug/kg	
7421-93-4	Endrin aldehyde	ND	3.3	0.62	ug/kg	
959-98-8	Endosulfan-I	ND	1.7	0.49	ug/kg	
33213-65-9	Endosulfan-II	ND	1.7	0.62	ug/kg	
76-44-8	Heptachlor	ND	1.7	0.57	ug/kg	
1024-57-3	Heptachlor epoxide	ND	1.7	0.58	ug/kg	
72-43-5	Methoxychlor	ND	3.3	0.86	ug/kg	
8001-35-2	Toxaphene	ND	83	33	ug/kg	

CAS No.	Surrogate Recoveries	Limits	
877-09-8	Tetrachloro-m-xylene	96%	50-122%
2051-24-3	Decachlorobiphenyl	92%	50-133%

9.1.1
9

Method Blank Summary

Job Number: C47015
Account: ALNCA SGS Accutest Northern California
Project: GEOSCAR: Vallco Mall, Wolfe Rd, Cupertino CA

Sample	File ID	DF	Analyzed	By	Prep Date	Prep Batch	Analytical Batch
OP61829-MB	TT379355.D	1	09/14/16	NG	09/12/16	OP61829	GTT1861

The QC reported here applies to the following samples:

Method: SW846 8081B

C47015-17, C47015-18, C47015-19, C47015-20, C47015-21, C47015-22, C47015-23, C47015-24, C47015-25, C47015-26, C47015-27, C47015-28, C47015-29, C47015-30, C47015-31, C47015-32

CAS No.	Compound	Result	RL	MDL	Units	Q
309-00-2	Aldrin	ND	1.7	0.51	ug/kg	
319-84-6	alpha-BHC	ND	1.7	0.51	ug/kg	
319-85-7	beta-BHC	ND	1.7	0.51	ug/kg	
319-86-8	delta-BHC	ND	1.7	0.49	ug/kg	
58-89-9	gamma-BHC (Lindane)	ND	1.7	0.51	ug/kg	
12789-03-6	Chlordane	ND	17	6.7	ug/kg	
60-57-1	Dieldrin	ND	1.7	0.63	ug/kg	
72-54-8	4,4' -DDD	ND	3.3	0.57	ug/kg	
72-55-9	4,4' -DDE	ND	3.3	0.54	ug/kg	
50-29-3	4,4' -DDT	ND	3.3	0.65	ug/kg	
72-20-8	Endrin	ND	3.3	0.62	ug/kg	
1031-07-8	Endosulfan sulfate	ND	3.3	0.62	ug/kg	
7421-93-4	Endrin aldehyde	ND	3.3	0.62	ug/kg	
959-98-8	Endosulfan-I	ND	1.7	0.49	ug/kg	
33213-65-9	Endosulfan-II	ND	1.7	0.62	ug/kg	
76-44-8	Heptachlor	ND	1.7	0.57	ug/kg	
1024-57-3	Heptachlor epoxide	ND	1.7	0.58	ug/kg	
72-43-5	Methoxychlor	ND	3.3	0.86	ug/kg	
8001-35-2	Toxaphene	ND	83	33	ug/kg	

CAS No.	Surrogate Recoveries	Limits
877-09-8	Tetrachloro-m-xylene	89% 50-122%
2051-24-3	Decachlorobiphenyl	85% 50-133%

9.1.2
9

Method Blank Summary

Job Number: C47015
Account: ALNCA SGS Accutest Northern California
Project: GEOSCASR: Vallco Mall, Wolfe Rd, Cupertino CA

Sample	File ID	DF	Analyzed	By	Prep Date	Prep Batch	Analytical Batch
OP61816-MB	ST138352.D	1	09/13/16	NJ	09/10/16	OP61816	GST3293

The QC reported here applies to the following samples:

Method: SW846 8082A

C47015-1, C47015-2, C47015-3, C47015-4, C47015-5, C47015-6, C47015-7, C47015-8, C47015-9, C47015-10, C47015-11, C47015-12, C47015-13, C47015-14, C47015-15, C47015-16

CAS No.	Compound	Result	RL	MDL	Units	Q
12674-11-2	Aroclor 1016	ND	17	6.7	ug/kg	
11104-28-2	Aroclor 1221	ND	17	8.5	ug/kg	
11141-16-5	Aroclor 1232	ND	17	8.3	ug/kg	
53469-21-9	Aroclor 1242	ND	17	6.7	ug/kg	
12672-29-6	Aroclor 1248	ND	17	6.7	ug/kg	
11097-69-1	Aroclor 1254	ND	17	8.0	ug/kg	
11096-82-5	Aroclor 1260	ND	17	6.7	ug/kg	

CAS No.	Surrogate Recoveries	Limits	
877-09-8	Tetrachloro-m-xylene	96%	44-126%
2051-24-3	Decachlorobiphenyl	95%	41-145%

9.1.3
9

Method Blank Summary

Job Number: C47015
Account: ALNCA SGS Accutest Northern California
Project: GEOSCASR: Vallco Mall, Wolfe Rd, Cupertino CA

Sample	File ID	DF	Analyzed	By	Prep Date	Prep Batch	Analytical Batch
OP61830-MB	ST138375.D	1	09/13/16	NJ	09/12/16	OP61830	GST3293

The QC reported here applies to the following samples:

Method: SW846 8082A

C47015-17, C47015-18, C47015-19, C47015-20, C47015-21, C47015-22, C47015-23, C47015-24, C47015-25, C47015-26, C47015-27, C47015-28, C47015-29, C47015-30, C47015-31, C47015-32

CAS No.	Compound	Result	RL	MDL	Units	Q
12674-11-2	Aroclor 1016	ND	17	6.7	ug/kg	
11104-28-2	Aroclor 1221	ND	17	8.5	ug/kg	
11141-16-5	Aroclor 1232	ND	17	8.3	ug/kg	
53469-21-9	Aroclor 1242	ND	17	6.7	ug/kg	
12672-29-6	Aroclor 1248	ND	17	6.7	ug/kg	
11097-69-1	Aroclor 1254	ND	17	8.0	ug/kg	
11096-82-5	Aroclor 1260	ND	17	6.7	ug/kg	

CAS No.	Surrogate Recoveries	Limits	
877-09-8	Tetrachloro-m-xylene	91%	44-126%
2051-24-3	Decachlorobiphenyl	101%	41-145%

9.1.4
9

Method Blank Summary

Job Number: C47015
Account: ALNCA SGS Accutest Northern California
Project: GEOSCASR: Vallco Mall, Wolfe Rd, Cupertino CA

Sample	File ID	DF	Analyzed	By	Prep Date	Prep Batch	Analytical Batch
OP61813-MB	JR002579.D	1	09/12/16	SJL	09/09/16	OP61813	GJR96

The QC reported here applies to the following samples:

Method: SW846 8015C

C47015-1, C47015-2, C47015-3, C47015-4, C47015-5, C47015-6, C47015-7, C47015-8, C47015-9, C47015-10, C47015-11, C47015-12, C47015-13, C47015-14, C47015-15, C47015-16, C47015-17

CAS No.	Compound	Result	RL	MDL	Units	Q
	TPH (C10-C28)	ND	5.0	2.5	mg/kg	
	TPH (> C28-C40)	ND	5.0	2.5	mg/kg	

CAS No.	Surrogate Recoveries	Limits
84-15-1	o-Terphenyl	61% 56-122%

Method Blank Summary

Job Number: C47015
Account: ALNCA SGS Accutest Northern California
Project: GEOSCASR: Vallco Mall, Wolfe Rd, Cupertino CA

Sample	File ID	DF	Analyzed	By	Prep Date	Prep Batch	Analytical Batch
OP61833-MB	JR002664.D	1	09/15/16	SJL	09/12/16	OP61833	GJR98

The QC reported here applies to the following samples:

Method: SW846 8015C

C47015-18, C47015-19, C47015-20, C47015-21, C47015-22, C47015-23, C47015-24, C47015-25, C47015-26, C47015-27, C47015-28, C47015-29, C47015-30, C47015-31, C47015-32

CAS No.	Compound	Result	RL	MDL	Units	Q
	TPH (C10-C28)	ND	5.0	2.5	mg/kg	
	TPH (> C28-C40)	ND	5.0	2.5	mg/kg	

CAS No.	Surrogate Recoveries	Limits
84-15-1	o-Terphenyl	81% 56-122%

Blank Spike Summary

Job Number: C47015
Account: ALNCA SGS Accutest Northern California
Project: GEOSCASR: Vallco Mall, Wolfe Rd, Cupertino CA

Sample	File ID	DF	Analyzed	By	Prep Date	Prep Batch	Analytical Batch
OP61815-BS	TT379317.D	1	09/13/16	NG	09/10/16	OP61815	GTT1860

The QC reported here applies to the following samples:

Method: SW846 8081B

C47015-1, C47015-2, C47015-3, C47015-4, C47015-5, C47015-6, C47015-7, C47015-8, C47015-9, C47015-10, C47015-11, C47015-12, C47015-13, C47015-14, C47015-15, C47015-16

CAS No.	Compound	Spike ug/kg	BSP ug/kg	BSP %	Limits
309-00-2	Aldrin	16.7	16.4	98	57-120
319-84-6	alpha-BHC	16.7	19.0	114	60-117
319-85-7	beta-BHC	16.7	17.9	107	57-125
319-86-8	delta-BHC	16.7	17.4	104	42-126
58-89-9	gamma-BHC (Lindane)	16.7	18.4	110	60-123
60-57-1	Dieldrin	16.7	15.1	91	63-125
72-54-8	4,4'-DDD	16.7	15.0	90	55-135
72-55-9	4,4'-DDE	16.7	15.1	91	61-129
50-29-3	4,4'-DDT	16.7	15.7	94	60-136
72-20-8	Endrin	16.7	15.4	92	67-138
1031-07-8	Endosulfan sulfate	16.7	15.6	94	59-119
7421-93-4	Endrin aldehyde	16.7	14.0	84	37-110
959-98-8	Endosulfan-I	16.7	13.8	83	62-122
33213-65-9	Endosulfan-II	16.7	14.4	86	62-122
76-44-8	Heptachlor	16.7	16.6	100	58-123
1024-57-3	Heptachlor epoxide	16.7	15.8	95	60-122
72-43-5	Methoxychlor	16.7	15.7	94	57-133

CAS No.	Surrogate Recoveries	BSP	Limits
877-09-8	Tetrachloro-m-xylene	100%	50-122%
2051-24-3	Decachlorobiphenyl	92%	50-133%

9.2.1
9

* = Outside of Control Limits.

Blank Spike Summary

Job Number: C47015
Account: ALNCA SGS Accutest Northern California
Project: GEOSCASR: Vallco Mall, Wolfe Rd, Cupertino CA

Sample	File ID	DF	Analyzed	By	Prep Date	Prep Batch	Analytical Batch
OP61815-BS2	TT379318.D	1	09/13/16	NG	09/10/16	OP61815	GTT1860

The QC reported here applies to the following samples:

Method: SW846 8081B

C47015-1, C47015-2, C47015-3, C47015-4, C47015-5, C47015-6, C47015-7, C47015-8, C47015-9, C47015-10, C47015-11, C47015-12, C47015-13, C47015-14, C47015-15, C47015-16

CAS No.	Compound	Spike ug/kg	BSP ug/kg	BSP %	Limits
12789-03-6	Chlordane	83.3	79.3	95	52-146
8001-35-2	Toxaphene	167	154	92	48-155

CAS No.	Surrogate Recoveries	BSP	Limits
877-09-8	Tetrachloro-m-xylene	92%	50-122%
2051-24-3	Decachlorobiphenyl	89%	50-133%

9.2.2
9

* = Outside of Control Limits.

Blank Spike Summary

Job Number: C47015
Account: ALNCA SGS Accutest Northern California
Project: GEOSCASR: Vallco Mall, Wolfe Rd, Cupertino CA

Sample	File ID	DF	Analyzed	By	Prep Date	Prep Batch	Analytical Batch
OP61829-BS	TT379353.D	1	09/14/16	NG	09/12/16	OP61829	GTT1861

The QC reported here applies to the following samples:

Method: SW846 8081B

C47015-17, C47015-18, C47015-19, C47015-20, C47015-21, C47015-22, C47015-23, C47015-24, C47015-25, C47015-26, C47015-27, C47015-28, C47015-29, C47015-30, C47015-31, C47015-32

CAS No.	Compound	Spike ug/kg	BSP ug/kg	BSP %	Limits
309-00-2	Aldrin	16.7	17.2	103	57-120
319-84-6	alpha-BHC	16.7	17.8	107	60-117
319-85-7	beta-BHC	16.7	18.7	112	57-125
319-86-8	delta-BHC	16.7	17.4	104	42-126
58-89-9	gamma-BHC (Lindane)	16.7	18.2	109	60-123
60-57-1	Dieldrin	16.7	16.3	98	63-125
72-54-8	4,4'-DDD	16.7	16.1	97	55-135
72-55-9	4,4'-DDE	16.7	16.2	97	61-129
50-29-3	4,4'-DDT	16.7	16.0	96	60-136
72-20-8	Endrin	16.7	17.2	103	67-138
1031-07-8	Endosulfan sulfate	16.7	16.9	101	59-119
7421-93-4	Endrin aldehyde	16.7	16.2	97	37-110
959-98-8	Endosulfan-I	16.7	15.2	91	62-122
33213-65-9	Endosulfan-II	16.7	15.8	95	62-122
76-44-8	Heptachlor	16.7	17.1	103	58-123
1024-57-3	Heptachlor epoxide	16.7	17.4	104	60-122
72-43-5	Methoxychlor	16.7	16.6	100	57-133

CAS No.	Surrogate Recoveries	BSP	Limits
877-09-8	Tetrachloro-m-xylene	94%	50-122%
2051-24-3	Decachlorobiphenyl	91%	50-133%

9.2.3
9

* = Outside of Control Limits.

Blank Spike Summary

Job Number: C47015
Account: ALNCA SGS Accutest Northern California
Project: GEOSCASR: Vallco Mall, Wolfe Rd, Cupertino CA

Sample	File ID	DF	Analyzed	By	Prep Date	Prep Batch	Analytical Batch
OP61829-BS2	TT379354.D	1	09/14/16	NG	09/12/16	OP61829	GTT1861

The QC reported here applies to the following samples:

Method: SW846 8081B

C47015-17, C47015-18, C47015-19, C47015-20, C47015-21, C47015-22, C47015-23, C47015-24, C47015-25, C47015-26, C47015-27, C47015-28, C47015-29, C47015-30, C47015-31, C47015-32

CAS No.	Compound	Spike ug/kg	BSP ug/kg	BSP %	Limits
12789-03-6	Chlordane	83.3	83.4	100	52-146
8001-35-2	Toxaphene	167	139	83	48-155

CAS No.	Surrogate Recoveries	BSP	Limits
877-09-8	Tetrachloro-m-xylene	87%	50-122%
2051-24-3	Decachlorobiphenyl	88%	50-133%

9.2.4
9

* = Outside of Control Limits.

Blank Spike Summary

Job Number: C47015
Account: ALNCA SGS Accutest Northern California
Project: GEOSCASR: Vallco Mall, Wolfe Rd, Cupertino CA

Sample	File ID	DF	Analyzed	By	Prep Date	Prep Batch	Analytical Batch
OP61816-BS	ST138351.D	1	09/13/16	NJ	09/10/16	OP61816	GST3293

The QC reported here applies to the following samples:

Method: SW846 8082A

C47015-1, C47015-2, C47015-3, C47015-4, C47015-5, C47015-6, C47015-7, C47015-8, C47015-9, C47015-10, C47015-11, C47015-12, C47015-13, C47015-14, C47015-15, C47015-16

CAS No.	Compound	Spike ug/kg	BSP ug/kg	BSP %	Limits
12674-11-2	Aroclor 1016	133	129	97	58-126
11096-82-5	Aroclor 1260	133	153	115	59-133

CAS No.	Surrogate Recoveries	BSP	Limits
877-09-8	Tetrachloro-m-xylene	96%	44-126%
2051-24-3	Decachlorobiphenyl	97%	41-145%

9.2.5
9

* = Outside of Control Limits.

Blank Spike Summary

Job Number: C47015
Account: ALNCA SGS Accutest Northern California
Project: GEOSCASR: Vallco Mall, Wolfe Rd, Cupertino CA

Sample	File ID	DF	Analyzed	By	Prep Date	Prep Batch	Analytical Batch
OP61830-BS	ST138374.D	1	09/13/16	NJ	09/12/16	OP61830	GST3293

The QC reported here applies to the following samples:

Method: SW846 8082A

C47015-17, C47015-18, C47015-19, C47015-20, C47015-21, C47015-22, C47015-23, C47015-24, C47015-25, C47015-26, C47015-27, C47015-28, C47015-29, C47015-30, C47015-31, C47015-32

CAS No.	Compound	Spike ug/kg	BSP ug/kg	BSP %	Limits
12674-11-2	Aroclor 1016	133	114	86	58-126
11096-82-5	Aroclor 1260	133	138	104	59-133

CAS No.	Surrogate Recoveries	BSP	Limits
877-09-8	Tetrachloro-m-xylene	82%	44-126%
2051-24-3	Decachlorobiphenyl	87%	41-145%

9.2.6
9

* = Outside of Control Limits.

Blank Spike Summary

Job Number: C47015
Account: ALNCA SGS Accutest Northern California
Project: GEOSCASR: Vallco Mall, Wolfe Rd, Cupertino CA

Sample	File ID	DF	Analyzed	By	Prep Date	Prep Batch	Analytical Batch
OP61813-BS	JR002578.D	1	09/12/16	SJL	09/09/16	OP61813	GJR96

The QC reported here applies to the following samples:

Method: SW846 8015C

C47015-1, C47015-2, C47015-3, C47015-4, C47015-5, C47015-6, C47015-7, C47015-8, C47015-9, C47015-10, C47015-11, C47015-12, C47015-13, C47015-14, C47015-15, C47015-16, C47015-17

CAS No.	Compound	Spike mg/kg	BSP mg/kg	BSP %	Limits
	TPH (C10-C28)	50	42.0	84	62-116
	TPH (> C28-C40)	50	34.4	69	47-138

CAS No.	Surrogate Recoveries	BSP	Limits
84-15-1	o-Terphenyl	80%	56-122%

9.2.7
9

* = Outside of Control Limits.

Blank Spike Summary

Job Number: C47015
Account: ALNCA SGS Accutest Northern California
Project: GEOSCASR: Vallco Mall, Wolfe Rd, Cupertino CA

Sample	File ID	DF	Analyzed	By	Prep Date	Prep Batch	Analytical Batch
OP61833-BS	JR002663.D	1	09/15/16	SJL	09/12/16	OP61833	GJR98

The QC reported here applies to the following samples:

Method: SW846 8015C

C47015-18, C47015-19, C47015-20, C47015-21, C47015-22, C47015-23, C47015-24, C47015-25, C47015-26, C47015-27, C47015-28, C47015-29, C47015-30, C47015-31, C47015-32

CAS No.	Compound	Spike mg/kg	BSP mg/kg	BSP %	Limits
	TPH (C10-C28)	50	37.9	76	62-116
	TPH (> C28-C40)	50	36.2	72	47-138

CAS No.	Surrogate Recoveries	BSP	Limits
84-15-1	o-Terphenyl	76%	56-122%

9.2.8
9

* = Outside of Control Limits.

Matrix Spike/Matrix Spike Duplicate Summary

Job Number: C47015
Account: ALNCA SGS Accutest Northern California
Project: GEOSCASR: Vallco Mall, Wolfe Rd, Cupertino CA

Sample	File ID	DF	Analyzed	By	Prep Date	Prep Batch	Analytical Batch
OP61815-MS	TT379300.D	1	09/13/16	NG	09/10/16	OP61815	GTT1859
OP61815-MSD	TT379301.D	1	09/13/16	NG	09/10/16	OP61815	GTT1859
C47015-5	TT379284.D	1	09/13/16	NG	09/10/16	OP61815	GTT1859

The QC reported here applies to the following samples:

Method: SW846 8081B

C47015-1, C47015-2, C47015-3, C47015-4, C47015-5, C47015-6, C47015-7, C47015-8, C47015-9, C47015-10, C47015-11, C47015-12, C47015-13, C47015-14, C47015-15, C47015-16

CAS No.	Compound	C47015-5		MS ug/kg	MS %	Spike ug/kg	MSD ug/kg	MSD %	RPD	Limits Rec/RPD
		ug/kg	Q							
309-00-2	Aldrin	ND	16.1	14.5	90	16.2	15.5	95	7	57-120/28
319-84-6	alpha-BHC	ND	16.1	16.5	102	16.2	17.9	110	8	60-117/24
319-85-7	beta-BHC	ND	16.1	16.2	100	16.2	17.5	108	8	57-125/26
319-86-8	delta-BHC	ND	16.1	15.4	95	16.2	16.8	103	9	42-126/24
58-89-9	gamma-BHC (Lindane)	ND	16.1	16.2	100	16.2	17.7	109	9	60-123/29
60-57-1	Dieldrin	ND	16.1	12.9	80	16.2	13.9	86	7	63-125/29
72-54-8	4,4'-DDD	ND	16.1	12.5	77	16.2	13.6	84	8	55-135/31
72-55-9	4,4'-DDE	ND	16.1	12.8	79	16.2	13.9	86	8	61-129/31
50-29-3	4,4'-DDT	ND	16.1	12.3	76	16.2	13.5	83	9	60-136/39
72-20-8	Endrin	ND	16.1	13.2	82	16.2	14.1	87	7	67-138/28
1031-07-8	Endosulfan sulfate	ND	16.1	12.6	78	16.2	13.9	86	10	59-119/28
7421-93-4	Endrin aldehyde	ND	16.1	11.7	73	16.2	12.9	79	10	37-110/25
959-98-8	Endosulfan-I	ND	16.1	11.8	73	16.2	12.6	78	7	62-122/29
33213-65-9	Endosulfan-II	ND	16.1	11.4	71	16.2	12.7	78	11	62-122/31
76-44-8	Heptachlor	ND	16.1	14.7	91	16.2	15.9	98	8	58-123/30
1024-57-3	Heptachlor epoxide	ND	16.1	13.4	83	16.2	14.5	89	8	60-122/33
72-43-5	Methoxychlor	ND	16.1	12.4	77	16.2	13.7	84	10	57-133/31

CAS No.	Surrogate Recoveries	MS	MSD	C47015-5	Limits
877-09-8	Tetrachloro-m-xylene	91%	100%	110%	50-122%
2051-24-3	Decachlorobiphenyl	75%	80%	74%	50-133%

* = Outside of Control Limits.

9.3.1
9

Matrix Spike/Matrix Spike Duplicate Summary

Job Number: C47015
Account: ALNCA SGS Accutest Northern California
Project: GEOSCASR: Vallco Mall, Wolfe Rd, Cupertino CA

Sample	File ID	DF	Analyzed	By	Prep Date	Prep Batch	Analytical Batch
OP61829-MS	TT379364.D	1	09/14/16	NG	09/12/16	OP61829	GTT1861
OP61829-MSD	TT379365.D	1	09/14/16	NG	09/12/16	OP61829	GTT1861
C47015-27	TT379363.D	1	09/14/16	NG	09/12/16	OP61829	GTT1861

The QC reported here applies to the following samples:

Method: SW846 8081B

C47015-17, C47015-18, C47015-19, C47015-20, C47015-21, C47015-22, C47015-23, C47015-24, C47015-25, C47015-26, C47015-27, C47015-28, C47015-29, C47015-30, C47015-31, C47015-32

CAS No.	Compound	C47015-27 ug/kg	Spike Q	MS ug/kg	MS %	Spike ug/kg	MSD ug/kg	MSD %	RPD	Limits Rec/RPD	
309-00-2	Aldrin	ND		16.7	18.8	113	16.7	20.5	123*	9	57-120/28
319-84-6	alpha-BHC	ND		16.7	19.1	115	16.7	21.3	128*	11	60-117/24
319-85-7	beta-BHC	ND		16.7	20.2	121	16.7	22.4	134*	10	57-125/26
319-86-8	delta-BHC	ND		16.7	18.7	112	16.7	20.9	125	11	42-126/24
58-89-9	gamma-BHC (Lindane)	ND		16.7	19.5	117	16.7	21.7	130*	11	60-123/29
60-57-1	Dieldrin	ND		16.7	17.5	105	16.7	19.0	114	8	63-125/29
72-54-8	4,4'-DDD	ND		16.7	17.0	102	16.7	19.0	114	11	55-135/31
72-55-9	4,4'-DDE	ND		16.7	16.8	101	16.7	19.0	114	12	61-129/31
50-29-3	4,4'-DDT	ND		16.7	16.6	100	16.7	18.6	112	11	60-136/39
72-20-8	Endrin	ND		16.7	17.8	107	16.7	19.9	119	11	67-138/28
1031-07-8	Endosulfan sulfate	ND		16.7	18.2	109	16.7	19.8	119	8	59-119/28
7421-93-4	Endrin aldehyde	ND		16.7	17.2	103	16.7	18.9	113*	9	37-110/25
959-98-8	Endosulfan-I	ND		16.7	15.9	95	16.7	17.9	107	12	62-122/29
33213-65-9	Endosulfan-II	ND		16.7	16.5	99	16.7	18.5	111	11	62-122/31
76-44-8	Heptachlor	ND		16.7	18.3	110	16.7	20.4	122	11	58-123/30
1024-57-3	Heptachlor epoxide	ND		16.7	18.0	108	16.7	20.4	122	13	60-122/33
72-43-5	Methoxychlor	ND		16.7	17.0	102	16.7	18.7	112	10	57-133/31

CAS No.	Surrogate Recoveries	MS	MSD	C47015-27	Limits
877-09-8	Tetrachloro-m-xylene	103%	113%	92%	50-122%
2051-24-3	Decachlorobiphenyl	79%	88%	73%	50-133%

* = Outside of Control Limits.

9.3.2
9

Matrix Spike/Matrix Spike Duplicate Summary

Job Number: C47015
Account: ALNCA SGS Accutest Northern California
Project: GEOSCASR: Vallco Mall, Wolfe Rd, Cupertino CA

Sample	File ID	DF	Analyzed	By	Prep Date	Prep Batch	Analytical Batch
OP61816-MS	ST138357.D	1	09/13/16	NJ	09/10/16	OP61816	GST3293
OP61816-MSD	ST138358.D	1	09/13/16	NJ	09/10/16	OP61816	GST3293
C47015-4	ST138356.D	1	09/13/16	NJ	09/10/16	OP61816	GST3293

The QC reported here applies to the following samples:

Method: SW846 8082A

C47015-1, C47015-2, C47015-3, C47015-4, C47015-5, C47015-6, C47015-7, C47015-8, C47015-9, C47015-10, C47015-11, C47015-12, C47015-13, C47015-14, C47015-15, C47015-16

CAS No.	Compound	C47015-4 ug/kg	Spike Q	MS ug/kg	MS %	Spike ug/kg	MSD ug/kg	MSD %	RPD	Limits Rec/RPD
12674-11-2	Aroclor 1016	ND	132	117	89	132	116	88	1	58-126/25
11096-82-5	Aroclor 1260	ND	132	135	103	132	137	103	1	59-133/31

CAS No.	Surrogate Recoveries	MS	MSD	C47015-4	Limits
877-09-8	Tetrachloro-m-xylene	87%	83%	87%	44-126%
2051-24-3	Decachlorobiphenyl	88%	84%	88%	41-145%

9.3.3
9

* = Outside of Control Limits.

Matrix Spike/Matrix Spike Duplicate Summary

Job Number: C47015
Account: ALNCA SGS Accutest Northern California
Project: GEOSCASR: Vallco Mall, Wolfe Rd, Cupertino CA

Sample	File ID	DF	Analyzed	By	Prep Date	Prep Batch	Analytical Batch
OP61830-MS	ST138388.D	1	09/13/16	NJ	09/12/16	OP61830	GST3293
OP61830-MSD	ST138389.D	1	09/13/16	NJ	09/12/16	OP61830	GST3293
C47015-26	ST138387.D	1	09/13/16	NJ	09/12/16	OP61830	GST3293

The QC reported here applies to the following samples:

Method: SW846 8082A

C47015-17, C47015-18, C47015-19, C47015-20, C47015-21, C47015-22, C47015-23, C47015-24, C47015-25, C47015-26, C47015-27, C47015-28, C47015-29, C47015-30, C47015-31, C47015-32

CAS No.	Compound	C47015-26 ug/kg	Spike Q	MS ug/kg	MS %	Spike ug/kg	MSD ug/kg	MSD %	RPD	Limits Rec/RPD
12674-11-2	Aroclor 1016	ND	132	138	104	132	136	103	1	58-126/25
11096-82-5	Aroclor 1260	ND	132	168	127	132	166	125	1	59-133/31

CAS No.	Surrogate Recoveries	MS	MSD	C47015-26	Limits
877-09-8	Tetrachloro-m-xylene	100%	100%	95%	44-126%
2051-24-3	Decachlorobiphenyl	112%	108%	104%	41-145%

9.3.4
9

* = Outside of Control Limits.

Matrix Spike/Matrix Spike Duplicate Summary

Job Number: C47015
Account: ALNCA SGS Accutest Northern California
Project: GEOSCASR: Vallco Mall, Wolfe Rd, Cupertino CA

Sample	File ID	DF	Analyzed	By	Prep Date	Prep Batch	Analytical Batch
OP61813-MS	JR002591.D	1	09/13/16	SJL	09/09/16	OP61813	GJR96
OP61813-MSD	JR002592.D	1	09/13/16	SJL	09/09/16	OP61813	GJR96
C47015-5	JR002590.D	1	09/13/16	SJL	09/09/16	OP61813	GJR96

The QC reported here applies to the following samples:

Method: SW846 8015C

C47015-1, C47015-2, C47015-3, C47015-4, C47015-5, C47015-6, C47015-7, C47015-8, C47015-9, C47015-10, C47015-11, C47015-12, C47015-13, C47015-14, C47015-15, C47015-16, C47015-17

CAS No.	Compound	C47015-5 mg/kg	Spike Q	MS mg/kg	MS %	Spike mg/kg	MSD mg/kg	MSD %	RPD	Limits Rec/RPD	
	TPH (C10-C28)	ND		50.8	35.8	71	50.3	40.2	80	12	62-116/35
	TPH (> C28-C40)	ND		50.8	29.1	57	50.3	32.4	64	11	47-138/29

CAS No.	Surrogate Recoveries	MS	MSD	C47015-5	Limits
84-15-1	o-Terphenyl	63%	71%	75%	56-122%

9.3.5
6

* = Outside of Control Limits.

Matrix Spike/Matrix Spike Duplicate Summary

Job Number: C47015
Account: ALNCA SGS Accutest Northern California
Project: GEOSCASR: Vallco Mall, Wolfe Rd, Cupertino CA

Sample	File ID	DF	Analyzed	By	Prep Date	Prep Batch	Analytical Batch
OP61833-MS	JR002683.D	1	09/15/16	SJL	09/12/16	OP61833	GJR98
OP61833-MSD	JR002684.D	1	09/15/16	SJL	09/12/16	OP61833	GJR98
C47015-32	JR002682.D	1	09/15/16	SJL	09/12/16	OP61833	GJR98

The QC reported here applies to the following samples:

Method: SW846 8015C

C47015-18, C47015-19, C47015-20, C47015-21, C47015-22, C47015-23, C47015-24, C47015-25, C47015-26, C47015-27, C47015-28, C47015-29, C47015-30, C47015-31, C47015-32

CAS No.	Compound	C47015-32 mg/kg	Spike Q	MS mg/kg	MS %	Spike mg/kg	MSD mg/kg	MSD %	RPD	Limits Rec/RPD
	TPH (C10-C28)	ND	50	41.9	84	49.8	40.6	82	3	62-116/35
	TPH (> C28-C40)	ND	50	35.4	71	49.8	34.4	69	3	47-138/29

CAS No.	Surrogate Recoveries	MS	MSD	C47015-32	Limits
84-15-1	o-Terphenyl	85%	80%	82%	56-122%

9.3.6
6

* = Outside of Control Limits.

Metals Analysis

QC Data Summaries

(SGS Accutest Southeast)

Includes the following where applicable:

- Method Blank Summaries
- Matrix Spike and Duplicate Summaries
- Blank Spike and Lab Control Sample Summaries
- Serial Dilution Summaries

BLANK RESULTS SUMMARY
Part 2 - Method Blanks

Login Number: C47015
Account: ALNCA - SGS Accutest Northern California
Project: GEOSCASR: Vallco Mall, Wolfe Rd, Cupertino CA

QC Batch ID: MP30813
Matrix Type: SOLID

Methods: SW846 6010C
Units: mg/kg

Prep Date: 09/09/16

Metal	RL	IDL	MDL	MB raw	final
Aluminum	10	.7	1.8		
Antimony	1.0	.05	.065	0.035	<1.0
Arsenic	0.50	.065	.1	-0.015	<0.50
Barium	10	.05	.05	-0.010	<10
Beryllium	0.25	.01	.025	-0.0050	<0.25
Cadmium	0.20	.01	.025	0.0	<0.20
Calcium	250	2.5	2.5		
Chromium	0.50	.05	.05	0.055	<0.50
Cobalt	2.5	.01	.025	-0.0050	<2.5
Copper	1.3	.05	.05	0.0	<1.3
Iron	15	.85	.85		
Lead	1.0	.05	.05	-0.060	<1.0
Magnesium	250	1.8	1.8		
Manganese	0.75	.025	.025		
Molybdenum	2.5	.015	.025	0.020	<2.5
Nickel	2.0	.02	.025	0.010	<2.0
Potassium	500	10	10		
Selenium	1.0	.12	.12	-0.040	<1.0
Silver	0.50	.035	.041	0.040	<0.50
Sodium	500	25	25		
Strontium	0.50	.025	.025		
Thallium	0.50	.055	.055	-0.070	<0.50
Tin	2.5	.045	.045		
Titanium	0.50	.025	.025		
Vanadium	2.5	.025	.025	0.010	<2.5
Zinc	1.0	.15	.15	0.20	<1.0

Associated samples MP30813: C47015-1, C47015-2, C47015-3, C47015-4, C47015-5, C47015-6, C47015-7, C47015-8, C47015-9, C47015-10, C47015-11, C47015-12, C47015-13, C47015-14, C47015-15, C47015-16, C47015-17, C47015-18, C47015-19

Results < IDL are shown as zero for calculation purposes
(*) Outside of QC limits
(anr) Analyte not requested

10.1.1
10

MATRIX SPIKE AND DUPLICATE RESULTS SUMMARY

Login Number: C47015
 Account: ALNCA - SGS Accutest Northern California
 Project: GEOSCASR: Vallco Mall, Wolfe Rd, Cupertino CA

QC Batch ID: MP30813
 Matrix Type: SOLID

Methods: SW846 6010C
 Units: mg/kg

Prep Date: 09/09/16 09/09/16

Metal	FA36723-1 Original DUP		RPD	QC Limits	FA36723-1 Original MS		Spikelot MPFLICP2	% Rec	QC Limits
Aluminum									
Antimony	0.0	0.0 (a)	NC	0-20	0.0	21.0 (a)	25.3	82.9	80-120
Arsenic	0.0	0.0	NC	0-20	0.0	110	101	108.6	80-120
Barium	2.6	2.2	16.7	0-20	2.6	115	101	111.0	80-120
Beryllium	0.017	0.014	19.4	0-20	0.017	2.8	2.53	109.9	80-120
Cadmium	0.0	0.0 (a)	NC	0-20	0.0	2.7 (a)	2.53	106.6	80-120
Calcium									
Chromium	2.9	2.8 (a)	3.5	0-20	2.9	13.7 (a)	10.1	106.6	80-120
Cobalt	0.038	0.053	33.0 (b)	0-20	0.038	25.7	25.3	101.4	80-120
Copper	0.69	0.68	1.5	0-20	0.69	14.9	12.7	112.3	80-120
Iron									
Lead	17.1	15.1 (a)	12.4	0-20	17.1	41.9 (a)	25.3	98.0	80-120
Magnesium									
Manganese									
Molybdenum	0.030	0.014	72.7 (b)	0-20	0.030	27.6	25.3	108.9	80-120
Nickel	0.71	0.70	1.4	0-20	0.71	26.4	25.3	101.5	80-120
Potassium									
Selenium	0.0	0.0 (a)	NC	0-20	0.0	106 (a)	101	104.7	80-120
Silver	0.0	0.0	NC	0-20	0.0	2.7	2.53	106.6	80-120
Sodium									
Strontium									
Thallium	0.0	0.0 (a)	NC	0-20	0.0	103 (a)	101	101.7	80-120
Tin									
Titanium									
Vanadium	2.0	1.8	10.5	0-20	2.0	28.1	25.3	103.1	80-120
Zinc	11.8	13.0 (a)	9.7	0-20	11.8	44.3 (a)	25.3	128.4N(c)	80-120

Associated samples MP30813: C47015-1, C47015-2, C47015-3, C47015-4, C47015-5, C47015-6, C47015-7, C47015-8, C47015-9, C47015-10, C47015-11, C47015-12, C47015-13, C47015-14, C47015-15, C47015-16, C47015-17, C47015-18, C47015-19

Results < IDL are shown as zero for calculation purposes
 (*) Outside of QC limits
 (N) Matrix Spike Rec. outside of QC limits
 (anr) Analyte not requested
 (a) Elevated reporting limit(s) due to matrix interference.
 (b) RPD acceptable due to low duplicate and sample concentrations.
 (c) Spike recovery indicates possible matrix interference and/or sample non-homogeneity.

10.1.2
 10

MATRIX SPIKE AND DUPLICATE RESULTS SUMMARY

Login Number: C47015
 Account: ALNCA - SGS Accutest Northern California
 Project: GEOSCASR: Vallco Mall, Wolfe Rd, Cupertino CA

QC Batch ID: MP30813
 Matrix Type: SOLID

Methods: SW846 6010C
 Units: mg/kg

Prep Date: 09/09/16

Metal	FA36723-1 Original MSD	Spikelot MPFLICP2 % Rec	MSD RPD	QC Limit		
Aluminum						
Antimony	0.0	22.0 (a) 25.8	85.4	4.7	20	
Arsenic	0.0	114	103	110.6	3.6	20
Barium	2.6	121	103	114.9	5.1	20
Beryllium	0.017	2.9	2.58	111.9	3.5	20
Cadmium	0.0	2.9 (a)	2.58	112.6	7.1	20
Calcium						
Chromium	2.9	14.6 (a)	10.3	113.6	6.4	20
Cobalt	0.038	27.0	25.8	104.7	4.9	20
Copper	0.69	15.2	12.9	112.7	2.0	20
Iron						
Lead	17.1	42.4 (a)	25.8	98.2	1.2	20
Magnesium						
Manganese						
Molybdenum	0.030	28.9	25.8	112.1	4.6	20
Nickel	0.71	27.7	25.8	104.8	4.8	20
Potassium						
Selenium	0.0	112 (a)	103	108.7	5.5	20
Silver	0.0	2.8	2.58	108.7	3.6	20
Sodium						
Strontium						
Thallium	0.0	111 (a)	103	107.7	7.5	20
Tin						
Titanium						
Vanadium	2.0	29.0	25.8	104.8	3.2	20
Zinc	11.8	39.8 (a)	25.8	108.7	10.7	20

Associated samples MP30813: C47015-1, C47015-2, C47015-3, C47015-4, C47015-5, C47015-6, C47015-7, C47015-8, C47015-9, C47015-10, C47015-11, C47015-12, C47015-13, C47015-14, C47015-15, C47015-16, C47015-17, C47015-18, C47015-19

Results < IDL are shown as zero for calculation purposes
 (*) Outside of QC limits
 (N) Matrix Spike Rec. outside of QC limits
 (anr) Analyte not requested
 (a) Elevated reporting limit(s) due to matrix interference.

10.1.2
10

SPIKE BLANK AND LAB CONTROL SAMPLE SUMMARY

Login Number: C47015
 Account: ALNCA - SGS Accutest Northern California
 Project: GEOSCASR: Vallco Mall, Wolfe Rd, Cupertino CA

QC Batch ID: MP30813
 Matrix Type: SOLID

Methods: SW846 6010C
 Units: mg/kg

Prep Date: 09/09/16

Metal	BSP Result	Spikelot MPFLICP2 % Rec	QC Limits
Aluminum			
Antimony	27.7	25	110.8 80-120
Arsenic	109	100	109.0 80-120
Barium	115	100	115.0 80-120
Beryllium	2.9	2.5	116.0 80-120
Cadmium	2.8	2.5	112.0 80-120
Calcium			
Chromium	11.5	10	115.0 80-120
Cobalt	28.0	25	112.0 80-120
Copper	14.3	12.5	114.4 80-120
Iron			
Lead	27.2	25	108.8 80-120
Magnesium			
Manganese			
Molybdenum	29.3	25	117.2 80-120
Nickel	28.3	25	113.2 80-120
Potassium			
Selenium	109	100	109.0 80-120
Silver	2.7	2.5	108.0 80-120
Sodium			
Strontium			
Thallium	109	100	109.0 80-120
Tin			
Titanium			
Vanadium	27.2	25	108.8 80-120
Zinc	28.2	25	112.8 80-120

Associated samples MP30813: C47015-1, C47015-2, C47015-3, C47015-4, C47015-5, C47015-6, C47015-7, C47015-8, C47015-9, C47015-10, C47015-11, C47015-12, C47015-13, C47015-14, C47015-15, C47015-16, C47015-17, C47015-18, C47015-19

Results < IDL are shown as zero for calculation purposes
 (*) Outside of QC limits
 (anr) Analyte not requested

10.1.3
10

SERIAL DILUTION RESULTS SUMMARY

Login Number: C47015
 Account: ALNCA - SGS Accutest Northern California
 Project: GEOSCASR: Vallco Mall, Wolfe Rd, Cupertino CA

QC Batch ID: MP30813
 Matrix Type: SOLID

Methods: SW846 6010C
 Units: ug/l

Prep Date: 09/09/16

Metal	FA36723-1 Original	SDL 1:5	%DIF	QC Limits
Aluminum				
Antimony	0.00	0.00	NC	0-10
Arsenic	0.00	0.00	NC	0-10
Barium	60.3	58.0	3.8	0-10
Beryllium	0.400	0.00	100.0(a)	0-10
Cadmium	0.00	0.00	NC	0-10
Calcium				
Chromium	69.7	73.5	5.5	0-10
Cobalt	0.900	1.30	44.4 (a)	0-10
Copper	16.3	13.7	16.0 (a)	0-10
Iron				
Lead	404	334	17.2*(b)	0-10
Magnesium				
Manganese				
Molybdenum	0.700	0.00	100.0(a)	0-10
Nickel	16.7	16.5	1.2	0-10
Potassium				
Selenium	0.00	0.00	NC	0-10
Silver	0.00	0.00	NC	0-10
Sodium				
Strontium				
Thallium	0.00	0.00	NC	0-10
Tin				
Titanium				
Vanadium	46.9	45.3	3.4	0-10
Zinc	280	352	26.0 (a)	0-10

Associated samples MP30813: C47015-1, C47015-2, C47015-3, C47015-4, C47015-5, C47015-6, C47015-7, C47015-8, C47015-9, C47015-10, C47015-11, C47015-12, C47015-13, C47015-14, C47015-15, C47015-16, C47015-17, C47015-18, C47015-19

Results < IDL are shown as zero for calculation purposes

(*) Outside of QC limits

(anr) Analyte not requested

(a) Percent difference acceptable due to low initial sample concentration (< 50 times IDL).

(b) Serial dilution indicates possible matrix interference.

10.1.4
10

POST DIGESTATE SPIKE SUMMARY

Login Number: C47015
 Account: ALNCA - SGS Accutest Northern California
 Project: GEOSCASR: Vallco Mall, Wolfe Rd, Cupertino CA

QC Batch ID: MP30813
 Matrix Type: SOLID

Methods: SW846 6010C
 Units: ug/l

Prep Date:

09/09/16

Metal	Sample ml	Final ml	FA36723-1 Raw	PS Corr.**	PS ug/l	Spike ml	Spike ug/ml	Spike ug/l	% Rec	QC Limits
Aluminum										
Antimony	9.8	10			78.3	0.2	5	100	78.3*(a)	80-120
Arsenic	9.8	10			113.5	0.2	5	100	113.5	80-120
Barium	9.8	10	60.3	59.094	340	0.2	12.5	250	112.4	80-120
Beryllium	9.8	10	.4	.392	52.9	0.2	2.5	50	105.0	80-120
Cadmium	9.8	10			41	0.2	2.5	50	82.0	80-120
Calcium										
Chromium	9.8	10	69.7	68.306	111.1	0.2	2.5	50	85.6	80-120
Cobalt	9.8	10	.9	.882	52.5	0.2	2.5	50	103.2	80-120
Copper	9.8	10	16.3	15.974	126.1	0.2	5	100	110.1	80-120
Iron										
Lead	9.8	10	403.6	395.528	445	0.2	2.5	50	98.9	80-120
Magnesium										
Manganese										
Molybdenum	9.8	10	.7	.686	107.1	0.2	5	100	106.4	80-120
Nickel	9.8	10	16.7	16.366	116.2	0.2	5	100	99.8	80-120
Potassium										
Selenium	9.8	10			72.2	0.2	5	100	72.2*(a)	80-120
Silver	9.8	10			48.7	0.2	2.5	50	97.4	80-120
Sodium										
Strontium										
Thallium	9.8	10			75.6	0.2	5	100	75.6*(a)	80-120
Tin										
Titanium										
Vanadium	9.8	10	46.9	45.962	96	0.2	2.5	50	100.1	80-120
Zinc	9.8	10	279.6	274.008	478.8	0.2	12.5	250	81.9	80-120

Associated samples MP30813: C47015-1, C47015-2, C47015-3, C47015-4, C47015-5, C47015-6, C47015-7, C47015-8, C47015-9, C47015-10, C47015-11, C47015-12, C47015-13, C47015-14, C47015-15, C47015-16, C47015-17, C47015-18, C47015-19

Results < IDL are shown as zero for calculation purposes

(*) Outside of QC limits

(**) Corr. sample result = Raw * (sample volume / final volume)

(anr) Analyte not requested

(a) Spike recovery indicates matrix interference and/or outside control limits due to high level in sample relative to spike amount.

10.1.5
10

BLANK RESULTS SUMMARY
Part 2 - Method Blanks

Login Number: C47015
Account: ALNCA - SGS Accutest Northern California
Project: GEOSCASR: Vallco Mall, Wolfe Rd, Cupertino CA

QC Batch ID: MP30815
Matrix Type: SOLID

Methods: SW846 6010C
Units: mg/kg

Prep Date: 09/12/16

Metal	RL	IDL	MDL	MB raw	final
Aluminum	10	.7	1.8		
Antimony	1.0	.05	.065	0.055	<1.0
Arsenic	0.50	.065	.1	-0.050	<0.50
Barium	10	.05	.05	-0.0050	<10
Beryllium	0.25	.01	.025	0.0	<0.25
Cadmium	0.20	.01	.025	0.0	<0.20
Calcium	250	2.5	2.5		
Chromium	0.50	.05	.05	0.050	<0.50
Cobalt	2.5	.01	.025	-0.0050	<2.5
Copper	1.3	.05	.05	-0.010	<1.3
Iron	15	.85	.85		
Lead	1.0	.05	.05	0.080	<1.0
Magnesium	250	1.8	1.8		
Manganese	0.75	.025	.025		
Molybdenum	2.5	.015	.025	-0.040	<2.5
Nickel	2.0	.02	.025	0.015	<2.0
Potassium	500	10	10		
Selenium	1.0	.12	.12	0.025	<1.0
Silver	0.50	.035	.041	-0.010	<0.50
Sodium	500	25	25		
Strontium	0.50	.025	.025		
Thallium	0.50	.055	.055	-0.045	<0.50
Tin	2.5	.045	.045		
Titanium	0.50	.025	.025		
Vanadium	2.5	.025	.025	-0.010	<2.5
Zinc	1.0	.15	.15	0.20	<1.0

Associated samples MP30815: C47015-20, C47015-21, C47015-22, C47015-23, C47015-24, C47015-25, C47015-26, C47015-27, C47015-28, C47015-29, C47015-30, C47015-31, C47015-32

Results < IDL are shown as zero for calculation purposes
(*) Outside of QC limits
(anr) Analyte not requested

10.2.1
10

MATRIX SPIKE AND DUPLICATE RESULTS SUMMARY

Login Number: C47015
 Account: ALNCA - SGS Accutest Northern California
 Project: GEOSCASR: Vallco Mall, Wolfe Rd, Cupertino CA

QC Batch ID: MP30815
 Matrix Type: SOLID

Methods: SW846 6010C
 Units: mg/kg

Prep Date: 09/12/16 09/12/16

Metal	FA36748-3 Original DUP		RPD	QC Limits	FA36748-3 Original MS		Spikelot MPFLICP2 % Rec	QC Limits
Aluminum								
Antimony	0.0	0.0	NC	0-20	0.0	6.7	25.4	26.4N(b) 80-120
Arsenic	0.55	0.62	12.0	0-20	0.55	98.1	102	96.0 80-120
Barium	8.6	9.0	4.5	0-20	8.6	116	102	105.7 80-120
Beryllium	0.11	0.11	0.0	0-20	0.11	2.8	2.54	105.9 80-120
Cadmium	0.011	0.015	30.8 (a)	0-20	0.011	2.6	2.54	101.9 80-120
Calcium								
Chromium	4.9	5.1	4.0	0-20	4.9	15.9	10.2	108.3 80-120
Cobalt	0.31	0.32	3.2	0-20	0.31	25.7	25.4	100.0 80-120
Copper	0.76	0.83	8.8	0-20	0.76	14.2	12.7	105.8 80-120
Iron								
Lead	2.9	3.2	9.8	0-20	2.9	31.0	25.4	110.6 80-120
Magnesium								
Manganese								
Molybdenum	1.2	1.2	0.0	0-20	1.2	25.8	25.4	96.9 80-120
Nickel	0.84	0.91	8.0	0-20	0.84	26.6	25.4	101.4 80-120
Potassium								
Selenium	0.40	0.36	10.5	0-20	0.40	99.1	102	97.2 80-120
Silver	0.039	0.041	5.0	0-20	0.039	2.5	2.54	96.9 80-120
Sodium								
Strontium								
Thallium	0.0	0.0	NC	0-20	0.0	110	102	108.3 80-120
Tin								
Titanium								
Vanadium	6.7	7.0	4.4	0-20	6.7	32.0	25.4	99.6 80-120
Zinc	3.8	4.0	5.1	0-20	3.8	30.0	25.4	103.2 80-120

Associated samples MP30815: C47015-20, C47015-21, C47015-22, C47015-23, C47015-24, C47015-25, C47015-26, C47015-27, C47015-28, C47015-29, C47015-30, C47015-31, C47015-32

Results < IDL are shown as zero for calculation purposes

(*) Outside of QC limits

(N) Matrix Spike Rec. outside of QC limits

(anr) Analyte not requested

(a) RPD acceptable due to low duplicate and sample concentrations.

(b) Spike recovery indicates possible matrix interference and/or sample non-homogeneity.

10.2.2
10

MATRIX SPIKE AND DUPLICATE RESULTS SUMMARY

Login Number: C47015
 Account: ALNCA - SGS Accutest Northern California
 Project: GEOSCASR: Vallco Mall, Wolfe Rd, Cupertino CA

QC Batch ID: MP30815
 Matrix Type: SOLID

Methods: SW846 6010C
 Units: mg/kg

Prep Date: 09/12/16

Metal	FA36748-3 Original MSD		SpikeLot MPFLICP2 % Rec		MSD RPD	QC Limit
Aluminum						
Antimony	0.0	6.5	25	26.0N(a)	3.0	20
Arsenic	0.55	95.6	100	95.0	2.6	20
Barium	8.6	114	100	105.4	1.7	20
Beryllium	0.11	2.7	2.5	103.6	3.6	20
Cadmium	0.011	2.5	2.5	99.5	3.9	20
Calcium						
Chromium	4.9	15.9	10	110.0	0.0	20
Cobalt	0.31	25.2	25	99.5	2.0	20
Copper	0.76	13.9	12.5	105.1	2.1	20
Iron						
Lead	2.9	30.7	25	111.2	1.0	20
Magnesium						
Manganese						
Molybdenum	1.2	25.3	25	96.4	2.0	20
Nickel	0.84	25.9	25	100.2	2.7	20
Potassium						
Selenium	0.40	96.7	100	96.3	2.5	20
Silver	0.039	2.4	2.5	94.4	4.1	20
Sodium						
Strontium						
Thallium	0.0	108	100	108.0	1.8	20
Tin						
Titanium						
Vanadium	6.7	31.8	25	100.4	0.6	20
Zinc	3.8	28.9	25	100.4	3.7	20

Associated samples MP30815: C47015-20, C47015-21, C47015-22, C47015-23, C47015-24, C47015-25, C47015-26, C47015-27, C47015-28, C47015-29, C47015-30, C47015-31, C47015-32

Results < IDL are shown as zero for calculation purposes

(*) Outside of QC limits

(N) Matrix Spike Rec. outside of QC limits

(anr) Analyte not requested

(a) Spike recovery indicates possible matrix interference and/or sample non-homogeneity.

10.2.2
10

SPIKE BLANK AND LAB CONTROL SAMPLE SUMMARY

Login Number: C47015
 Account: ALNCA - SGS Accutest Northern California
 Project: GEOSCASR: Vallco Mall, Wolfe Rd, Cupertino CA

QC Batch ID: MP30815
 Matrix Type: SOLID

Methods: SW846 6010C
 Units: mg/kg

Prep Date: 09/12/16

Metal	BSP Result	Spikelot MPFLICP2 % Rec	QC Limits
Aluminum			
Antimony	27.5	25	110.0 80-120
Arsenic	111	100	111.0 80-120
Barium	117	100	117.0 80-120
Beryllium	2.9	2.5	116.0 80-120
Cadmium	2.8	2.5	112.0 80-120
Calcium			
Chromium	11.6	10	116.0 80-120
Cobalt	28.3	25	113.2 80-120
Copper	14.5	12.5	116.0 80-120
Iron			
Lead	27.6	25	110.4 80-120
Magnesium			
Manganese			
Molybdenum	29.5	25	118.0 80-120
Nickel	28.7	25	114.8 80-120
Potassium			
Selenium	111	100	111.0 80-120
Silver	2.6	2.5	104.0 80-120
Sodium			
Strontium			
Thallium	110	100	110.0 80-120
Tin			
Titanium			
Vanadium	27.5	25	110.0 80-120
Zinc	28.5	25	114.0 80-120

Associated samples MP30815: C47015-20, C47015-21, C47015-22, C47015-23, C47015-24, C47015-25, C47015-26, C47015-27, C47015-28, C47015-29, C47015-30, C47015-31, C47015-32

Results < IDL are shown as zero for calculation purposes
 (*) Outside of QC limits
 (anr) Analyte not requested

10.2.3
10

SERIAL DILUTION RESULTS SUMMARY

Login Number: C47015
 Account: ALNCA - SGS Accutest Northern California
 Project: GEOSCASR: Vallco Mall, Wolfe Rd, Cupertino CA

QC Batch ID: MP30815
 Matrix Type: SOLID

Methods: SW846 6010C
 Units: ug/l

Prep Date: 09/12/16

Metal	FA36748-3 Original	SDL 1:5	%DIF	QC Limits
Aluminum				
Antimony	0.00	0.00	NC	0-10
Arsenic	9.90	8.60	13.1 (a)	0-10
Barium	154	165	7.5	0-10
Beryllium	1.90	2.00	5.3	0-10
Cadmium	0.200	0.00	100.0(a)	0-10
Calcium				
Chromium	87.8	95.0	8.2	0-10
Cobalt	5.50	6.00	9.1	0-10
Copper	13.5	14.1	4.4	0-10
Iron				
Lead	51.6	52.9	2.5	0-10
Magnesium				
Manganese				
Molybdenum	21.4	19.4	9.3	0-10
Nickel	15.0	16.7	11.3 (a)	0-10
Potassium				
Selenium	7.10	0.00	100.0(a)	0-10
Silver	0.700	0.00	100.0(a)	0-10
Sodium				
Strontium				
Thallium	0.00	0.00	NC	0-10
Tin				
Titanium				
Vanadium	120	128	7.4	0-10
Zinc	68.4	110	61.1 (a)	0-10

Associated samples MP30815: C47015-20, C47015-21, C47015-22, C47015-23, C47015-24, C47015-25, C47015-26, C47015-27, C47015-28, C47015-29, C47015-30, C47015-31, C47015-32

Results < IDL are shown as zero for calculation purposes

(*) Outside of QC limits

(anr) Analyte not requested

(a) Percent difference acceptable due to low initial sample concentration (< 50 times IDL).

10.2.4
10

POST DIGESTATE SPIKE SUMMARY

Login Number: C47015
 Account: ALNCA - SGS Accutest Northern California
 Project: GEOSCASR: Vallco Mall, Wolfe Rd, Cupertino CA

QC Batch ID: MP30815
 Matrix Type: SOLID

Methods: SW846 6010C
 Units: ug/l

Prep Date:

09/12/16

Metal	Sample ml	Final ml	FA36748-3 Raw	Corr.**	PS ug/l	Spike ml	Spike ug/ml	Spike ug/l	% Rec	QC Limits
Aluminum										
Antimony	9.8	10			105	0.2	5	100	105.0	80-120
Arsenic	9.8	10	9.9	9.702	111	0.2	5	100	101.3	80-120
Barium	9.8	10	153.9	150.822	414.9	0.2	12.5	250	105.6	80-120
Beryllium	9.8	10	1.9	1.862	53.5	0.2	2.5	50	103.3	80-120
Cadmium	9.8	10	.2	.196	50.8	0.2	2.5	50	101.2	80-120
Calcium										
Chromium	9.8	10	87.8	86.044	137.9	0.2	2.5	50	103.7	80-120
Cobalt	9.8	10	5.5	5.39	56.1	0.2	2.5	50	101.4	80-120
Copper	9.8	10	13.5	13.23	119.3	0.2	5	100	106.1	80-120
Iron										
Lead	9.8	10	51.6	50.568	104.8	0.2	2.5	50	108.5	80-120
Magnesium										
Manganese										
Molybdenum	9.8	10	21.4	20.972	122.2	0.2	5	100	101.2	80-120
Nickel	9.8	10	15	14.7	115.5	0.2	5	100	100.8	80-120
Potassium										
Selenium	9.8	10	7.1	6.958	103.7	0.2	5	100	96.7	80-120
Silver	9.8	10	.7	.686	45.3	0.2	2.5	50	89.2	80-120
Sodium										
Strontium										
Thallium	9.8	10			104.5	0.2	5	100	104.5	80-120
Tin										
Titanium										
Vanadium	9.8	10	119.5	117.11	166.5	0.2	2.5	50	98.8	80-120
Zinc	9.8	10	68.4	67.032	327	0.2	12.5	250	104.0	80-120

Associated samples MP30815: C47015-20, C47015-21, C47015-22, C47015-23, C47015-24, C47015-25, C47015-26, C47015-27, C47015-28, C47015-29, C47015-30, C47015-31, C47015-32

Results < IDL are shown as zero for calculation purposes
 (*) Outside of QC limits
 (**) Corr. sample result = Raw * (sample volume / final volume)
 (anr) Analyte not requested

10.2.5
10

BLANK RESULTS SUMMARY
Part 2 - Method Blanks

Login Number: C47015
Account: ALNCA - SGS Accutest Northern California
Project: GEOSCASR: Vallco Mall, Wolfe Rd, Cupertino CA

QC Batch ID: MP30816
Matrix Type: SOLID

Methods: SW846 7471B
Units: mg/kg

Prep Date: 09/12/16

Metal	RL	IDL	MDL	MB raw	final
Mercury	0.042	.0025	.0042	-0.0017	<0.042

Associated samples MP30816: C47015-1, C47015-2, C47015-3, C47015-4, C47015-5, C47015-6, C47015-7, C47015-8, C47015-9, C47015-10, C47015-11, C47015-12, C47015-13, C47015-14, C47015-15, C47015-16, C47015-17, C47015-18, C47015-19, C47015-20

Results < IDL are shown as zero for calculation purposes
(*) Outside of QC limits
(anr) Analyte not requested

10.3.1
10

MATRIX SPIKE AND DUPLICATE RESULTS SUMMARY

Login Number: C47015
 Account: ALNCA - SGS Accutest Northern California
 Project: GEOSCASR: Vallco Mall, Wolfe Rd, Cupertino CA

QC Batch ID: MP30816
 Matrix Type: SOLID

Methods: SW846 7471B
 Units: mg/kg

Prep Date: 09/12/16 09/12/16

Metal	C47015-3 Original	DUP	RPD	QC Limits	C47015-3 Original MS	Spikelot HGFLWS1	% Rec	QC Limits	
Mercury	0.063	0.067	6.2	0-20	0.063	0.27	0.227	91.1	80-120

Associated samples MP30816: C47015-1, C47015-2, C47015-3, C47015-4, C47015-5, C47015-6, C47015-7, C47015-8, C47015-9, C47015-10, C47015-11, C47015-12, C47015-13, C47015-14, C47015-15, C47015-16, C47015-17, C47015-18, C47015-19, C47015-20

Results < IDL are shown as zero for calculation purposes
 (*) Outside of QC limits
 (N) Matrix Spike Rec. outside of QC limits
 (anr) Analyte not requested

10.3.2
10

MATRIX SPIKE AND DUPLICATE RESULTS SUMMARY

Login Number: C47015
 Account: ALNCA - SGS Accutest Northern California
 Project: GEOSCASR: Vallco Mall, Wolfe Rd, Cupertino CA

QC Batch ID: MP30816
 Matrix Type: SOLID

Methods: SW846 7471B
 Units: mg/kg

Prep Date: 09/12/16

Metal	C47015-3 Original MSD	Spikelot HGFLWS1	% Rec	MSD RPD	QC Limit
Mercury	0.063	0.29	0.224	101.4	7.1 20

Associated samples MP30816: C47015-1, C47015-2, C47015-3, C47015-4, C47015-5, C47015-6, C47015-7, C47015-8, C47015-9, C47015-10, C47015-11, C47015-12, C47015-13, C47015-14, C47015-15, C47015-16, C47015-17, C47015-18, C47015-19, C47015-20

Results < IDL are shown as zero for calculation purposes
 (*) Outside of QC limits
 (N) Matrix Spike Rec. outside of QC limits
 (anr) Analyte not requested

10.3.2
10

SPIKE BLANK AND LAB CONTROL SAMPLE SUMMARY

Login Number: C47015
Account: ALNCA - SGS Accutest Northern California
Project: GEOSCASR: Vallco Mall, Wolfe Rd, Cupertino CA

QC Batch ID: MP30816
Matrix Type: SOLID

Methods: SW846 7471B
Units: mg/kg

Prep Date: 09/12/16

Metal	BSP Result	Spikelot HGFLWS1	% Rec	QC Limits
Mercury	0.26	0.25	104.0	80-120

Associated samples MP30816: C47015-1, C47015-2, C47015-3, C47015-4, C47015-5, C47015-6, C47015-7, C47015-8, C47015-9, C47015-10, C47015-11, C47015-12, C47015-13, C47015-14, C47015-15, C47015-16, C47015-17, C47015-18, C47015-19, C47015-20

Results < IDL are shown as zero for calculation purposes
(*) Outside of QC limits
(anr) Analyte not requested

10.3.3
10

SERIAL DILUTION RESULTS SUMMARY

Login Number: C47015
Account: ALNCA - SGS Accutest Northern California
Project: GEOSCASR: Vallco Mall, Wolfe Rd, Cupertino CA

QC Batch ID: MP30816
Matrix Type: SOLID

Methods: SW846 7471B
Units: ug/l

Prep Date: 09/12/16

Metal	C47015-3 Original	SDL 1:5	%DIF	QC Limits
-------	----------------------	---------	------	--------------

Mercury 0.785 0.401 48.9 (a) 0-10

Associated samples MP30816: C47015-1, C47015-2, C47015-3, C47015-4, C47015-5, C47015-6, C47015-7, C47015-8, C47015-9, C47015-10, C47015-11, C47015-12, C47015-13, C47015-14, C47015-15, C47015-16, C47015-17, C47015-18, C47015-19, C47015-20

Results < IDL are shown as zero for calculation purposes

(*) Outside of QC limits

(anr) Analyte not requested

(a) Percent difference acceptable due to low initial sample concentration (< 50 times IDL).

10.3.4
10

BLANK RESULTS SUMMARY
Part 2 - Method Blanks

Login Number: C47015
Account: ALNCA - SGS Accutest Northern California
Project: GEOSCASR: Vallco Mall, Wolfe Rd, Cupertino CA

QC Batch ID: MP30820
Matrix Type: SOLID

Methods: SW846 7471B
Units: mg/kg

Prep Date: 09/13/16

Metal	RL	IDL	MDL	MB raw	final
Mercury	0.042	.0025	.0042	-0.0021	<0.042

Associated samples MP30820: C47015-21, C47015-22, C47015-23, C47015-24, C47015-25, C47015-26, C47015-27, C47015-28, C47015-29, C47015-30, C47015-31, C47015-32

Results < IDL are shown as zero for calculation purposes
(*) Outside of QC limits
(anr) Analyte not requested

10.4.1
10

MATRIX SPIKE AND DUPLICATE RESULTS SUMMARY

Login Number: C47015
 Account: ALNCA - SGS Accutest Northern California
 Project: GEOSCASR: Vallco Mall, Wolfe Rd, Cupertino CA

QC Batch ID: MP30820
 Matrix Type: SOLID

Methods: SW846 7471B
 Units: mg/kg

Prep Date: 09/13/16 09/13/16

Metal	C47015-21 Original	DUP	RPD	QC Limits	C47015-21 Original MS	Spikelot HGFLWS1	% Rec	QC Limits	
Mercury	0.13	0.071	58.7*(a)	0-20	0.13	0.35	0.224	98.3	80-120

Associated samples MP30820: C47015-21, C47015-22, C47015-23, C47015-24, C47015-25, C47015-26, C47015-27, C47015-28, C47015-29, C47015-30, C47015-31, C47015-32

Results < IDL are shown as zero for calculation purposes
 (*) Outside of QC limits
 (N) Matrix Spike Rec. outside of QC limits
 (anr) Analyte not requested
 (a) High RPD due to possible sample non-homogeneity.

10.4.2
 10

MATRIX SPIKE AND DUPLICATE RESULTS SUMMARY

Login Number: C47015
 Account: ALNCA - SGS Accutest Northern California
 Project: GEOSCASR: Vallco Mall, Wolfe Rd, Cupertino CA

QC Batch ID: MP30820
 Matrix Type: SOLID

Methods: SW846 7471B
 Units: mg/kg

Prep Date: 09/13/16

Metal	C47015-21 Original MSD	Spikelot HGFLWS1	% Rec	MSD RPD	QC Limit
Mercury	0.13	0.31	0.224	80.4	12.1

Associated samples MP30820: C47015-21, C47015-22, C47015-23, C47015-24, C47015-25, C47015-26, C47015-27, C47015-28, C47015-29, C47015-30, C47015-31, C47015-32

Results < IDL are shown as zero for calculation purposes
 (*) Outside of QC limits
 (N) Matrix Spike Rec. outside of QC limits
 (anr) Analyte not requested

10.4.2
10

SPIKE BLANK AND LAB CONTROL SAMPLE SUMMARY

Login Number: C47015
Account: ALNCA - SGS Accutest Northern California
Project: GEOSCASR: Vallco Mall, Wolfe Rd, Cupertino CA

QC Batch ID: MP30820
Matrix Type: SOLID

Methods: SW846 7471B
Units: mg/kg

Prep Date: 09/13/16

Metal	BSP Result	Spikelot HGFLWS1	% Rec	QC Limits
Mercury	0.26	0.25	104.0	80-120

Associated samples MP30820: C47015-21, C47015-22, C47015-23, C47015-24, C47015-25, C47015-26, C47015-27, C47015-28, C47015-29, C47015-30, C47015-31, C47015-32

Results < IDL are shown as zero for calculation purposes
(*) Outside of QC limits
(anr) Analyte not requested

10.4.3
10

SERIAL DILUTION RESULTS SUMMARY

Login Number: C47015
Account: ALNCA - SGS Accutest Northern California
Project: GEOSCASR: Vallco Mall, Wolfe Rd, Cupertino CA

QC Batch ID: MP30820
Matrix Type: SOLID

Methods: SW846 7471B
Units: ug/l

Prep Date: 09/13/16

Metal	C47015-21	Original	SDL 1:5	%DIF	QC Limits
-------	-----------	----------	---------	------	-----------

Mercury 1.70 1.36 20.4*(a) 0-10

Associated samples MP30820: C47015-21, C47015-22, C47015-23, C47015-24, C47015-25, C47015-26, C47015-27, C47015-28, C47015-29, C47015-30, C47015-31, C47015-32

Results < IDL are shown as zero for calculation purposes
(*) Outside of QC limits
(anr) Analyte not requested
(a) Serial dilution indicates possible matrix interference.

10.4.4
10

Bulk Asbestos Material Analysis

(Air Resources Board Method 435, June 6, 1991)

Accutest Northern California, Inc.
Project Manager
2105 Lundy Ave

San Jose, CA 95131

Client ID: 3164
Report Number: N008580
Date Received: 09/08/16
Date Analyzed: 09/15/16
Date Printed: 09/15/16

Job ID/Site: C47015X

FALI Job ID: 3164

PLM Report Number: N/A

Total Samples Submitted: 32

Total Samples Analyzed: 32

Sample Preparation and Analysis:

Samples were analyzed by the Air Resources Board's Method 435, Determination of Asbestos Content of Serpentine Aggregate. Samples were ground to 200 particle size in the laboratory. Approximately 1 pint was retained for analysis. Samples were prepared for observation according to the guidelines of Exception I and Exception II as defined by the 435 Method. Samples which contained less than 10% asbestos were prepared for observation according to the point count technique as defined by the 435 Method. This analysis was performed with a standard cross-hair reticle.

Sample ID	Lab Number	Layer Description
-----------	------------	-------------------

E1-1	11807319	Brown Soil
-------------	----------	-------------------

Visual Estimation Results:

Matrix percentage of entire 100

Visual estimation percentage: **None Detected**

Asbestos type(s) detected: None Detected

Comment: This result meets the requirements of Exception I as defined by the 435 Method.

E1-2	11807320	Brown Soil
-------------	----------	-------------------

Visual Estimation Results:

Matrix percentage of entire 100

Visual estimation percentage: **None Detected**

Asbestos type(s) detected: None Detected

Comment: This result meets the requirements of Exception I as defined by the 435 Method.

E1-3	11807321	Brown Soil
-------------	----------	-------------------

Visual Estimation Results:

Matrix percentage of entire 100

Visual estimation percentage: **None Detected**

Asbestos type(s) detected: None Detected

Comment: This result meets the requirements of Exception I as defined by the 435 Method.

E1-4	11807322	Brown Soil
-------------	----------	-------------------

Visual Estimation Results:

Matrix percentage of entire 100

Visual estimation percentage: **None Detected**

Asbestos type(s) detected: None Detected

Comment: This result meets the requirements of Exception I as defined by the 435 Method.



Bulk Asbestos Material Analysis

(Air Resources Board Method 435, June 6, 1991)

Accutest Northern California, Inc.
Project Manager
2105 Lundy Ave

San Jose, CA 95131

Client ID: 3164
Report Number: N008580
Date Received: 09/08/16
Date Analyzed: 09/15/16
Date Printed: 09/15/16

Job ID/Site: C47015X

FALI Job ID: 3164

PLM Report Number: N/A

Total Samples Submitted: 32

Total Samples Analyzed: 32

Sample Preparation and Analysis:

Samples were analyzed by the Air Resources Board's Method 435, Determination of Asbestos Content of Serpentine Aggregate. Samples were ground to 200 particle size in the laboratory. Approximately 1 pint was retained for analysis. Samples were prepared for observation according to the guidelines of Exception I and Exception II as defined by the 435 Method. Samples which contained less than 10% asbestos were prepared for observation according to the point count technique as defined by the 435 Method. This analysis was performed with a standard cross-hair reticle.

Sample ID	Lab Number	Layer Description
-----------	------------	-------------------

E1-8	11807323	Brown Soil
-------------	----------	-------------------

Visual Estimation Results:

Matrix percentage of entire 100

Visual estimation percentage: None Detected

Asbestos type(s) detected: None Detected

Comment: This result meets the requirements of Exception I as defined by the 435 Method.

E2-1	11807324	Black Soil
-------------	----------	-------------------

Visual Estimation Results:

Matrix percentage of entire 100

Visual estimation percentage: None Detected

Asbestos type(s) detected: None Detected

Comment: This result meets the requirements of Exception I as defined by the 435 Method.

E2-2	11807325	Brown Soil
-------------	----------	-------------------

Visual Estimation Results:

Matrix percentage of entire 100

Visual estimation percentage: None Detected

Asbestos type(s) detected: None Detected

Comment: This result meets the requirements of Exception I as defined by the 435 Method.

E2-3	11807326	Brown Soil
-------------	----------	-------------------

Visual Estimation Results:

Matrix percentage of entire 100

Visual estimation percentage: None Detected

Asbestos type(s) detected: None Detected

Comment: This result meets the requirements of Exception I as defined by the 435 Method.



Bulk Asbestos Material Analysis

(Air Resources Board Method 435, June 6, 1991)

Accutest Northern California, Inc.
Project Manager
2105 Lundy Ave

San Jose, CA 95131

Client ID: 3164
Report Number: N008580
Date Received: 09/08/16
Date Analyzed: 09/15/16
Date Printed: 09/15/16

Job ID/Site: C47015X

FALI Job ID: 3164

PLM Report Number: N/A

Total Samples Submitted: 32
Total Samples Analyzed: 32

Sample Preparation and Analysis:

Samples were analyzed by the Air Resources Board's Method 435, Determination of Asbestos Content of Serpentine Aggregate. Samples were ground to 200 particle size in the laboratory. Approximately 1 pint was retained for analysis. Samples were prepared for observation according to the guidelines of Exception I and Exception II as defined by the 435 Method. Samples which contained less than 10% asbestos were prepared for observation according to the point count technique as defined by the 435 Method. This analysis was performed with a standard cross-hair reticle.

Sample ID	Lab Number	Layer Description
-----------	------------	-------------------

E2-5	11807327	Brown Soil
-------------	----------	-------------------

Visual Estimation Results:

Matrix percentage of entire 100

Visual estimation percentage: **None Detected**

Asbestos type(s) detected: None Detected

Comment: This result meets the requirements of Exception I as defined by the 435 Method.

E2-7	11807328	Brown Soil
-------------	----------	-------------------

Visual Estimation Results:

Matrix percentage of entire 100

Visual estimation percentage: **None Detected**

Asbestos type(s) detected: None Detected

Comment: This result meets the requirements of Exception I as defined by the 435 Method.

E3-1	11807329	Brown Soil
-------------	----------	-------------------

Visual Estimation Results:

Matrix percentage of entire 100

Visual estimation percentage: **None Detected**

Asbestos type(s) detected: None Detected

Comment: This result meets the requirements of Exception I as defined by the 435 Method.

E3-2	11807330	Brown Soil
-------------	----------	-------------------

Visual Estimation Results:

Matrix percentage of entire 100

Visual estimation percentage: **None Detected**

Asbestos type(s) detected: None Detected

Comment: This result meets the requirements of Exception I as defined by the 435 Method.



Bulk Asbestos Material Analysis

(Air Resources Board Method 435, June 6, 1991)

Accutest Northern California, Inc.
Project Manager
2105 Lundy Ave

San Jose, CA 95131

Client ID: 3164
Report Number: N008580
Date Received: 09/08/16
Date Analyzed: 09/15/16
Date Printed: 09/15/16

Job ID/Site: C47015X

FALI Job ID: 3164

PLM Report Number: N/A

Total Samples Submitted: 32
Total Samples Analyzed: 32

Sample Preparation and Analysis:

Samples were analyzed by the Air Resources Board's Method 435, Determination of Asbestos Content of Serpentine Aggregate. Samples were ground to 200 particle size in the laboratory. Approximately 1 pint was retained for analysis. Samples were prepared for observation according to the guidelines of Exception I and Exception II as defined by the 435 Method. Samples which contained less than 10% asbestos were prepared for observation according to the point count technique as defined by the 435 Method. This analysis was performed with a standard cross-hair reticle.

Sample ID	Lab Number	Layer Description
-----------	------------	-------------------

E3-3	11807331	Brown Soil
-------------	----------	-------------------

Visual Estimation Results:

Matrix percentage of entire 100

Visual estimation percentage: None Detected

Asbestos type(s) detected: None Detected

Comment: This result meets the requirements of Exception I as defined by the 435 Method.

E3-4	11807332	Brown Soil
-------------	----------	-------------------

Visual Estimation Results:

Matrix percentage of entire 100

Visual estimation percentage: None Detected

Asbestos type(s) detected: None Detected

Comment: This result meets the requirements of Exception I as defined by the 435 Method.

E3-6	11807333	Brown Soil
-------------	----------	-------------------

Visual Estimation Results:

Matrix percentage of entire 100

Visual estimation percentage: None Detected

Asbestos type(s) detected: None Detected

Comment: This result meets the requirements of Exception I as defined by the 435 Method.

E4-1	11807334	Brown Soil
-------------	----------	-------------------

Visual Estimation Results:

Matrix percentage of entire 100

Visual estimation percentage: None Detected

Asbestos type(s) detected: None Detected

Comment: This result meets the requirements of Exception I as defined by the 435 Method.



Bulk Asbestos Material Analysis

(Air Resources Board Method 435, June 6, 1991)

Accutest Northern California, Inc.
Project Manager
2105 Lundy Ave

San Jose, CA 95131

Client ID: 3164
Report Number: N008580
Date Received: 09/08/16
Date Analyzed: 09/15/16
Date Printed: 09/15/16

Job ID/Site: C47015X

FALI Job ID: 3164

PLM Report Number: N/A

Total Samples Submitted: 32
Total Samples Analyzed: 32

Sample Preparation and Analysis:

Samples were analyzed by the Air Resources Board's Method 435, Determination of Asbestos Content of Serpentine Aggregate. Samples were ground to 200 particle size in the laboratory. Approximately 1 pint was retained for analysis. Samples were prepared for observation according to the guidelines of Exception I and Exception II as defined by the 435 Method. Samples which contained less than 10% asbestos were prepared for observation according to the point count technique as defined by the 435 Method. This analysis was performed with a standard cross-hair reticle.

Sample ID	Lab Number	Layer Description
-----------	------------	-------------------

E4-2	11807335	Brown Soil
-------------	----------	-------------------

Visual Estimation Results:

Matrix percentage of entire 100

Visual estimation percentage: None Detected

Asbestos type(s) detected: None Detected

Comment: This result meets the requirements of Exception I as defined by the 435 Method.

E5-1	11807336	Brown Soil
-------------	----------	-------------------

Visual Estimation Results:

Matrix percentage of entire 100

Visual estimation percentage: None Detected

Asbestos type(s) detected: None Detected

Comment: This result meets the requirements of Exception I as defined by the 435 Method.

E5-2	11807337	Brown Soil
-------------	----------	-------------------

Visual Estimation Results:

Matrix percentage of entire 100

Visual estimation percentage: None Detected

Asbestos type(s) detected: None Detected

Comment: This result meets the requirements of Exception I as defined by the 435 Method.

E5-3	11807338	Brown Soil
-------------	----------	-------------------

Visual Estimation Results:

Matrix percentage of entire 100

Visual estimation percentage: None Detected

Asbestos type(s) detected: None Detected

Comment: This result meets the requirements of Exception I as defined by the 435 Method.

Bulk Asbestos Material Analysis

(Air Resources Board Method 435, June 6, 1991)

Accutest Northern California, Inc.
Project Manager
2105 Lundy Ave

San Jose, CA 95131

Client ID: 3164
Report Number: N008580
Date Received: 09/08/16
Date Analyzed: 09/15/16
Date Printed: 09/15/16

Job ID/Site: C47015X

FALI Job ID: 3164

PLM Report Number: N/A

Total Samples Submitted: 32

Total Samples Analyzed: 32

Sample Preparation and Analysis:

Samples were analyzed by the Air Resources Board's Method 435, Determination of Asbestos Content of Serpentine Aggregate. Samples were ground to 200 particle size in the laboratory. Approximately 1 pint was retained for analysis. Samples were prepared for observation according to the guidelines of Exception I and Exception II as defined by the 435 Method. Samples which contained less than 10% asbestos were prepared for observation according to the point count technique as defined by the 435 Method. This analysis was performed with a standard cross-hair reticle.

Sample ID	Lab Number	Layer Description
-----------	------------	-------------------

E6-1	11807339	Brown Soil
-------------	----------	-------------------

Visual Estimation Results:

Matrix percentage of entire 100

Visual estimation percentage: **None Detected**

Asbestos type(s) detected: None Detected

Comment: This result meets the requirements of Exception I as defined by the 435 Method.

E6-2	11807340	Brown Soil
-------------	----------	-------------------

Visual Estimation Results:

Matrix percentage of entire 100

Visual estimation percentage: **None Detected**

Asbestos type(s) detected: None Detected

Comment: This result meets the requirements of Exception I as defined by the 435 Method.

E6-4	11807341	Brown Soil
-------------	----------	-------------------

Visual Estimation Results:

Matrix percentage of entire 100

Visual estimation percentage: **None Detected**

Asbestos type(s) detected: None Detected

Comment: This result meets the requirements of Exception I as defined by the 435 Method.

E7-1	11807342	Black Soil
-------------	----------	-------------------

Visual Estimation Results:

Matrix percentage of entire 100

Visual estimation percentage: **None Detected**

Asbestos type(s) detected: None Detected

Comment: This result meets the requirements of Exception I as defined by the 435 Method.

Bulk Asbestos Material Analysis

(Air Resources Board Method 435, June 6, 1991)

Accutest Northern California, Inc.

Project Manager

2105 Lundy Ave

San Jose, CA 95131

Client ID: 3164

Report Number: N008580

Date Received: 09/08/16

Date Analyzed: 09/15/16

Date Printed: 09/15/16

Job ID/Site: C47015X

FALI Job ID: 3164

PLM Report Number: N/A

Total Samples Submitted: 32

Total Samples Analyzed: 32

Sample Preparation and Analysis:

Samples were analyzed by the Air Resources Board's Method 435, Determination of Asbestos Content of Serpentine Aggregate. Samples were ground to 200 particle size in the laboratory. Approximately 1 pint was retained for analysis. Samples were prepared for observation according to the guidelines of Exception I and Exception II as defined by the 435 Method. Samples which contained less than 10% asbestos were prepared for observation according to the point count technique as defined by the 435 Method. This analysis was performed with a standard cross-hair reticle.

Sample ID	Lab Number	Layer Description
-----------	------------	-------------------

E7-2	11807343	Brown Soil
-------------	----------	-------------------

Visual Estimation Results:

Matrix percentage of entire 100

Visual estimation percentage: **None Detected**

Asbestos type(s) detected: None Detected

Comment: This result meets the requirements of Exception I as defined by the 435 Method.

E7-3	11807344	Brown Soil
-------------	----------	-------------------

Visual Estimation Results:

Matrix percentage of entire 100

Visual estimation percentage: **None Detected**

Asbestos type(s) detected: None Detected

Comment: This result meets the requirements of Exception I as defined by the 435 Method.

E7-5	11807345	Brown Soil
-------------	----------	-------------------

Visual Estimation Results:

Matrix percentage of entire 100

Visual estimation percentage: **None Detected**

Asbestos type(s) detected: None Detected

Comment: This result meets the requirements of Exception I as defined by the 435 Method.

E8-1	11807346	Brown Soil
-------------	----------	-------------------

Visual Estimation Results:

Matrix percentage of entire 100

Visual estimation percentage: **None Detected**

Asbestos type(s) detected: None Detected

Comment: This result meets the requirements of Exception I as defined by the 435 Method.

Bulk Asbestos Material Analysis

(Air Resources Board Method 435, June 6, 1991)

Accutest Northern California, Inc.
Project Manager
2105 Lundy Ave

San Jose, CA 95131

Client ID: 3164
Report Number: N008580
Date Received: 09/08/16
Date Analyzed: 09/15/16
Date Printed: 09/15/16

Job ID/Site: C47015X

FALI Job ID: 3164
Total Samples Submitted: 32
Total Samples Analyzed: 32

PLM Report Number: N/A

Sample Preparation and Analysis:

Samples were analyzed by the Air Resources Board's Method 435, Determination of Asbestos Content of Serpentine Aggregate. Samples were ground to 200 particle size in the laboratory. Approximately 1 pint was retained for analysis. Samples were prepared for observation according to the guidelines of Exception I and Exception II as defined by the 435 Method. Samples which contained less than 10% asbestos were prepared for observation according to the point count technique as defined by the 435 Method. This analysis was performed with a standard cross-hair reticle.

Sample ID	Lab Number	Layer Description
-----------	------------	-------------------

E8-2	11807347	Brown Soil
-------------	----------	-------------------

Visual Estimation Results:

Matrix percentage of entire 100

Visual estimation percentage: **None Detected**

Asbestos type(s) detected: None Detected

Comment: This result meets the requirements of Exception I as defined by the 435 Method.

E8-3	11807348	Brown Soil
-------------	----------	-------------------

Visual Estimation Results:

Matrix percentage of entire 100

Visual estimation percentage: **None Detected**

Asbestos type(s) detected: None Detected

Comment: This result meets the requirements of Exception I as defined by the 435 Method.

E8-4	11807349	Brown Soil
-------------	----------	-------------------

Visual Estimation Results:

Matrix percentage of entire 100

Visual estimation percentage: **None Detected**

Asbestos type(s) detected: None Detected

Comment: This result meets the requirements of Exception I as defined by the 435 Method.

E8-5	11807350	Brown Soil
-------------	----------	-------------------

Visual Estimation Results:

Matrix percentage of entire 100

Visual estimation percentage: **None Detected**

Asbestos type(s) detected: None Detected

Comment: This result meets the requirements of Exception I as defined by the 435 Method.

Bulk Asbestos Material Analysis

(Air Resources Board Method 435, June 6, 1991)

Accutest Northern California, Inc.
Project Manager
2105 Lundy Ave

San Jose, CA 95131

Client ID: 3164
Report Number: N008580
Date Received: 09/08/16
Date Analyzed: 09/15/16
Date Printed: 09/15/16

Job ID/Site: C47015X

FALI Job ID: 3164

PLM Report Number: N/A

Total Samples Submitted: 32

Total Samples Analyzed: 32

Sample Preparation and Analysis:

Samples were analyzed by the Air Resources Board's Method 435, Determination of Asbestos Content of Serpentine Aggregate. Samples were ground to 200 particle size in the laboratory. Approximately 1 pint was retained for analysis. Samples were prepared for observation according to the guidelines of Exception I and Exception II as defined by the 435 Method. Samples which contained less than 10% asbestos were prepared for observation according to the point count technique as defined by the 435 Method. This analysis was performed with a standard cross-hair reticle.

Sample ID	Lab Number	Layer Description
-----------	------------	-------------------



Tad Thrower, Laboratory Supervisor, Hayward Laboratory

Note: Limit of Quantification (LOQ) = 0.25%. Trace denotes the presence of asbestos below the LOQ. ND = None Detected.

Analytical results and reports are generated by Forensic Analytical Laboratories Inc. (FALI) at the request of and for the exclusive use of the person or entity (client) named on such report. Results, reports or copies of same will not be released by FALI to any third party without prior written request from client. This report applies only to the sample(s) tested. Supporting laboratory documentation is available upon request. This report must not be reproduced except in full, unless approved by FALI. The client is solely responsible for the use and interpretation of test results and reports requested from FALI. Forensic Analytical Laboratories Inc. is not able to assess the degree of hazard resulting from materials analyzed. FALI reserves the right to dispose of all samples after a period of thirty (30) days, according to all state and federal guidelines, unless otherwise specified. All samples were received in acceptable condition unless otherwise noted.



FINAL LAB REPORT

C47015X

A9226

29-Sep-2016

Prepared by

SGS NORTH AMERICA

Prepared for

SGS Accutest Laboratories

Nutan Kabir

2105 Lundy Avenue

San Jose, CA 95131

Phone: 408.588.0200

Email: nutan.kabir@sgs.com

This report is approved by

A handwritten signature in black ink that reads "Tamara Morgan".

Tamara Morgan
2016.09.29 15:54:35 -04'00'

Tamara Morgan

Senior Project Manager

This document is issued by the Company under its General Conditions of Service accessible at http://www.sgs.com/terms_and_conditions.htm. Attention is drawn to the limitation of liability, indemnification and jurisdiction issues defined therein.

SGS remains committed to serving you in the most effective manner. Should you have any questions or need additional information and technical support, please do not hesitate to contact us.

The management and staff of SGS welcomes customer feedback, both positive and negative, as we continually improve our services. Please visit our web site at www.sgs.com/ultratrace and click on the 'Email Us' link or go to our survey [here](#). Thank you for choosing SGS.

Any holder of this document is advised that it is a final submission and supersedes and voids all prior reports with the same report or identification number. The information contained herein reflects the Company's findings at the time of its intervention only and within the limits of Client's instructions, if any. The Company's sole responsibility in conducting the work herein is to its Client and does not exonerate parties to a transaction from exercising all of their rights and obligations under such applicable transaction documents. This report may be reproduced in full only. The Company expressly disclaims any and all liability for the Client's use of or reliance upon the data contained herein. Any alteration, forgery or falsification of the content or appearance of this document which is not expressly authorized by the Company is unlawful and offenders may be prosecuted to the fullest extent of the law. Results reported relate only to the items tested.



PROJECT INFORMATION SUMMARY (When applicable, see QC Annotations for details)

Client Project	C47015X
SGS Project #	A9226
Analytical Protocol(s)	Method 1613B TCDD
No. Samples Submitted	32
Additional QC Sample(s)	0
No. Laboratory Method Blanks	2
No. OPRs / Batch CS3	2
Date Received	09-Sep-16
Condition Received	Good
Temperature upon Receipt (°C)	6.0
Extraction within Holding Time	Yes
Analysis within Holding Time	Yes



QC ANNOTATIONS:

1. Please see Appendices attached for data qualifier/attribute and lab identifier descriptions which may be contained in the project.
2. The reported concentration of the labeled ^{13}C -2,3,7,8-TCDD for the beginning Continuing Calibration (CS3) analyzed on 09/22/2016 at 20:24:12 is below recommended QC limits. The unlabeled 2,3,7,8-TCDD compound passes QC limits and all samples are Non-Detect (ND) for the compound. The Estimated Detection Limits are also below the reporting limit. Samples A9226_14387_001, _002, _003, _004, _005, _006 and _007 are affected.
3. The reported concentration of the labeled ^{13}C -2,3,7,8-TCDD for the beginning Continuing Calibration (CS3) analyzed on 09/26/2016 at 00:53:57 is below recommended QC limits. The unlabeled 2,3,7,8-TCDD compound passes QC limits and all samples are Non-Detect (ND) for the compound. The Estimated Detection Limits are also below the reporting limit. Samples A9226_14388_017, _018, _019, _020, _021, _022, _023 and _024 are affected.



APPENDIX A: GENERAL DATA QUALIFIERS / DATA ATTRIBUTES

B	The analyte was found in the method blank, at a concentration that was at least 10% of the concentration in the sample.
C	Two or more congeners co-elute. In EDDs, C denotes the lowest IUPAC congener in a co-elution group and additional co-eluters for the group are shown with the number of the lowest IUPAC co-eluter.
E	The reported concentration exceeds the calibration range (upper point of the calibration curve) and is an estimated value.
EMPC	Represents an Estimated Maximum Possible Concentration. EMPCs arise in cases where the signal/noise ratio is not sufficient for peak identification (the determined ion-abundance ratio is outside the allowed theoretical range), or where there is a co-eluting interference.
H/h	If the standard recovery is below the method or SOP specified value "H" is assigned. If the obtained value is less than half the specified value "h" is assigned.
J	Indicates that an analyte has a concentration below the reporting limit (lowest point of the calibration curve) and is an estimated value.
ND	Indicates a non-detect.
NR or R	Indicates a value that is not reportable.
PR	Due to interference, the associated congener is poorly resolved.
QI	Indicates the presence of a quantitative interference.
SI	Denotes "Single Ion Mode" and is utilized for PCBs where the secondary ion trace has a significantly elevated noise level due to background PFK. Responses for such peaks are calculated using an EMPC approach based solely on the primary ion area(s) and may be considered estimates.
U	The analyte was not detected. The estimated detection limit (EDL) may be reported for this analyte.
V	The labeled standard recovery was found to be outside of the method control limits.



APPENDIX B: DRBC/TMDL SPECIFIC DATA QUALIFIERS / DATA ATTRIBUTES

J	The reported result is an estimate. The value is less than the minimum calibration level but greater than the estimated detection limit (EDL).
U	The analyte was not detected in the sample at the estimated detection limit (EDL).
E	The reported concentration is an estimate. The value exceeds the upper calibration range (upper point of the calibration curve).
D	Dilution Data. Result was obtained from the analysis of a dilution.
B	Analyte found in the sample and associated method blank.
C	Co-eluting congener
Cxx	Co-elutes with the indicated congener, data is reported under the lowest IUPAC congener. 'Xx' denotes the IUPAC number with the lowest numerical designated congener.
NR	Analyte is not reportable because of problems in sample preparation or analysis.
V	Labeled standard recovery is not within method control limits.
X	Results from re-injection/repeat/second-column analysis.
EMPC	Estimated maximum possible concentration. Indicates that a peak is identified but did not meet the method specified ion-abundance ratio.

APPENDIX C: LAB IDENTIFIERS

AR	Indicates use of the archived portion of the sample extract.
CU	Indicates a sample that required additional clean-up prior to MS injection/processing.
D	Indicates a dilution of the sample extract. The number that follows the "D" indicates the dilution factor.
DE	Indicates a dilution performed with the addition of ES (extraction standard) solution.
DUP	Designation for a duplicate sample.
MS	Designation for a matrix spike.
MSD	Designation for a matrix spike duplicate.
RJ	Indicates a reinjection of the sample extract.
S	Indicates a sample split. The number that follows the "S" indicates the split factor.




SGS CERTIFICATIONS

Arkansas	88-0682
California (ELAP)	Interim ELAP Cert #2914
CLIA	34D1013708
Connecticut	PH-0258
USDA Soil Permit	P330-14-00135
DoD	2726.01
Florida (Primary NELAP)	E87634
ISO 17025/IEC	2726.01
Louisiana	4115
Maine	#2014020
Massachusetts	M-NC919
Minnesota (Primary NELAP For Method 23)	Lab #037-999-459 Cert #688823
New Jersey	NC100
New York	11685
North Carolina DWR	481
North Dakota	R-197
Oregon	NC200002
Pennsylvania	68-03675
South Carolina	Lab #99029 Cert #99029002
Texas	T104704260-13-5
US Coast Guard	16714/159.317/SGS
Virginia	Lab #460214 Cert #3006
Washington	C913
West Virginia	293


Sample ID: E1-1

Method 1613B

Client Data		Sample Data		Laboratory Data		Date Received:	
Name: SGS Accutest Laboratories Project ID: C47015X Date Collected: 06-Sep-2016		Matrix: Soil Weight/Volume: 10.61 g % Solid: 81.9 % Split: -		Lab Project ID: A9226 Lab Sample ID A9226_14387_DF_001 QC Batch No: 14387 Dilution: -		Date Received: 09-Sep-2016 Date Extracted: 16-Sep-2016 Date Analyzed: 23-Sep-2016 Time Analyzed: 0:28:23	
Analyte	Conc. (pg/g)	DL (pg/g)	EMPC (pg/g)	Standard	Qualifiers	ES Recoveries	Qualifiers
2378-TCDD	ND	0.132		ES 2378-TCDD		76.9	
Totals				Standard		CS/AS Recoveries	
				CS 37Cl-2378-TCDD		116	
						5500 Business Drive Wilmington, NC 28405, USA www.us.sgs.com	
				Tel: +1 910 794-1613; Toll-Free 866 846-8290			

Sample ID: E1-3


Method 1613B

<u>Client Data</u>		<u>Sample Data</u>		<u>Laboratory Data</u>			
Name: SGS Accutest Laboratories	Matrix: Soil	Lab Project ID: A9226	Date Received: 09-Sep-2016	Date Analyzed: 23-Sep-2016			
Project ID: C47015X	Weight/Volume: 10.65 g	Lab Sample ID A9226_14387_DF_003	DL (pg/g) 0.127	Date Extracted: 16-Sep-2016			
Date Collected: 06-Sep-2016	% Solid: 87.6 %	QC Batch No: 14387	EMPC (pg/g) -	Time Analyzed: 2:06:52			
	Split: -	Dilution: -					
Analyte	Conc. (pg/g)	DL (pg/g)	EMPC (pg/g)	Qualifiers	Standard	ES Recoveries	Qualifiers
2378-TCDD	ND	0.127			ES 2378-TCDD	93.6	
Totals					Standard	CS/AS Recoveries	
					CS 37Cl-2378-TCDD	109	
						5500 Business Drive Wilmington, NC 28405, USA www.us.sgs.com	
				Tel: +1 910 794-1613; Toll-Free 866 846-8290			

Sample ID: E1-4

Method 1613B


Client Data		Sample Data		Laboratory Data	
Name: Project ID: Date Collected:	SGS Accutest Laboratories C47015X 06-Sep-2016	Matrix: Weight/Volume: % Solid: Split:	Soil 11.76 g 85.3 % -	Lab Project ID: Lab Sample ID QC Batch No: Dilution:	A9226 A9226_14387_DF_004 14387 -
Date Received: Date Extracted: Date Analyzed: Time Analyzed:	09-Sep-2016 16-Sep-2016 23-Sep-2016 2:56:06	DL (pg/g)	EMPC (pg/g)	Standard	ES Recoveries Qualifiers
		0.142		ES 2378-TCDD	82.3
Totals				Standard CS 37CI-2378-TCDD	CS/AS Recoveries 99.7



5500 Business Drive
Wilmington, NC 28405, USA
www.us.sgs.com
Tel: +1 910 794-1613; Toll-Free 866 846-8290

Sample ID: E1-8


Method 1613B

<u>Client Data</u>		<u>Sample Data</u>		<u>Laboratory Data</u>			
Name: SGS Accutest Laboratories	Matrix: Soil	Lab Project ID: A9226	Date Received: 09-Sep-2016	Date Analyzed: 23-Sep-2016			
Project ID: C47015X	Weight/Volume: 9.31 g	Lab Sample ID A9226_14387_DF_005	Date Extracted: 16-Sep-2016	Time Analyzed: 3:45:20			
Date Collected: 06-Sep-2016	% Solid: 79.9 %	QC Batch No: 14387					
	Split: -	Dilution: -					
<u>Analyte</u>	<u>Conc. (pg/g)</u>	<u>DL (pg/g)</u>	<u>EMPC (pg/g)</u>	<u>Qualifiers</u>	<u>Standard</u>	<u>ES Recoveries</u>	<u>Qualifiers</u>
2378-TCDD	NID	0.248			ES 2378-TCDD	78.2	
Totals					Standard	CS/AS Recoveries	
					CS 37Cl-2378-TCDD	93.6	
							
				5500 Business Drive Wilmington, NC 28405, USA www.us.sgs.com			
				Tel: +1 910 794-1613; Toll-Free 866 846-8290			

Sample ID: E2-1


Method 1613B

Client Data		Sample Data		Laboratory Data		
Name:	SGS Accutest Laboratories	Matrix:	Soil	Lab Project ID:	A9226	
Project ID:	C47015X	Weight/Volume:	9.15 g	Lab Sample ID	A9226_14387_DF_006	
Date Collected:	06-Sep-2016	% Solid:	82.4 %	QC Batch No:	14387	
		Split:	-	Dilution:	-	
Analyte	Conc. (pg/g)	DL (pg/g)	EMPC (pg/g)	Standard	ES Recoveries	Qualifiers
2378-TCDD	ND	0.161		ES 2378-TCDD	86.6	
Totals				Standard	CS/AS Recoveries	
				CS 37Cl-2378-TCDD	104	



5500 Business Drive
 Wilmington, NC 28405, USA
 www.us.sgs.com
 Tel: +1 910 794-1613; Toll-Free 866 846-8290

Sample ID: E2-2**Method 1613B**

Client Data		Sample Data		Laboratory Data		Method 1613B	
Name: SGS Accutest Laboratories Project ID: C47015X Date Collected: 06-Sep-2016		Matrix: Soil Weight/Volume: 9.17 g % Solid: 80.2 % Split: -	Lab Project ID: A9226 Lab Sample ID A9226_14387_DF_007 QC Batch No: 14387 Dilution: -		Date Received: 09-Sep-2016 Date Extracted: 16-Sep-2016 Date Analyzed: 23-Sep-2016 Time Analyzed: 5:23:48		
Analyte	Conc. (pg/g)	DL (pg/g)	EMPC (pg/g)	Qualifiers	Standard	ES Recoveries	Qualifiers
2378-TCDD	ND	0.231			ES 2378-TCDD	78.4	
Totals					Standard	CS/AS Recoveries	
					CS 37Cl-2378-TCDD	98.7	
 <div style="float: right; text-align: right;"> 5500 Business Drive Wilmington, NC 28405, USA www.us.sgs.com Tel: +1 910 794-1613; Toll-Free 866 846-8290 </div>							


Sample ID: E2-3

Method 1613B

<u>Client Data</u>		<u>Sample Data</u>		<u>Laboratory Data</u>		<u>Date Information</u>	
Name: SGS Accutest Laboratories Project ID: C47015X Date Collected: 06-Sep-2016		Matrix: Soil Weight/Volume: 9.68 g % Solid: 83.8 % Split: -		Lab Project ID: A9226 Lab Sample ID A9226_14387_DF_008 QC Batch No: 14387 Dilution: -		Date Received: 09-Sep-2016 Date Extracted: 16-Sep-2016 Date Analyzed: 24-Sep-2016 Time Analyzed: 6:14:56	
Analyte	Conc. (pg/g)	DL (pg/g)	EMPC (pg/g)	Standard	Qualifiers	ES Recoveries	Qualifiers
2378-TCDD	NID	0.256		ES 2378-TCDD		51.2	
Totals				Standard		CS/AS Recoveries	
				CS 37Cl-2378-TCDD		65.9	
				SGS		5500 Business Drive Wilmington, NC 28405, USA www.us.sgs.com	
						Tel: +1 910 794-1613; Toll-Free 866 846-8290 Report Created: 27-Sep-2016 12:20 Analyst: AL	

Sample ID: E2-5

Method 1613B

<u>Client Data</u>			<u>Sample Data</u>			<u>Laboratory Data</u>			
Name: SGS Accutest Laboratories	Matrix: Soil	Lab Project ID: A9226	DL (pg/g) 0.11	EMPC (pg/g)	Qualifiers	Standard	ES Recoveries	Qualifiers	
Project ID: C47015X	Weight/Volume: 9.85 g	Lab Sample ID A9226_14387_DF_009	%	%			81.5		
Date Collected: 06-Sep-2016	% Solid: 78.5 %	QC Batch No: 14387							
			Split:		Dilution:				
	Conc. (pg/g)	DL (pg/g)	EMPC (pg/g)						
2378-TCDD	ND	0.11				ES 2378-TCDD			
Totals									
						Standard	CS/AS Recoveries		
						CS 37Cl-2378-TCDD	94.6		
							5500 Business Drive Wilmington, NC 28405, USA www.us.sgs.com		
							Tel: +1 910 794-1613; Toll-Free 866 846-8290		
							Report Created: 27-Sep-2016 12:21 Analyst: AL		

Sample ID: E2-7

Method 1613B

Client Data		Sample Data		Laboratory Data		Date Received:	
Name: SGS Accutest Laboratories	Matrix: Soil	DL (pg/g)	EMPC (pg/g)	Lab Project ID: A9226	Date Received: 09-Sep-2016	ES Recoveries	Qualifiers
Project ID: C47015X	Weight/Volume: 9.41 g	0.136	83.4 %	Lab Sample ID A9226_14387_DF_010	Date Extracted: 16-Sep-2016	88.3	
Date Collected: 06-Sep-2016	% Solid: -			QC Batch No: 14387	Date Analyzed: 24-Sep-2016		
	Split:			Dilution: -	Time Analyzed: 7:53:22		
Analyte	Conc. (pg/g)			Standard	Qualifiers	CS/AS Recoveries	
2378-TCDD	ND			ES 2378-TCDD		105	
Totals				Standard			
				CS 37Cl-2378-TCDD			




5500 Business Drive
Wilmington, NC 28405, USA
www.us.sgs.com

Tel: +1 910 794-1613; Toll-Free 866 846-8290

Sample ID: E3-1

Method 1613B

<u>Client Data</u>		<u>Sample Data</u>		<u>Laboratory Data</u>		<u>Date Received:</u>	
Name:	SGS Accutest Laboratories	Matrix:	Soil	Lab Project ID:	A9226	Date Received:	09-Sep-2016
Project ID:	C47015X	Weight/Volume:	9.52 g	Lab Sample ID	A9226_14387_DF_011	Date Extracted:	16-Sep-2016
Date Collected:	06-Sep-2016	% Solid:	85.0 %	QC Batch No:	14387	Date Analyzed:	24-Sep-2016
		Split:	-	Dilution:	-	Time Analyzed:	8:50:36
<u>Analyte</u>	<u>Conc. (pg/g)</u>	<u>DL (pg/g)</u>	<u>EMPC (pg/g)</u>	<u>Qualifiers</u>	<u>Standard</u>	<u>ES Recoveries</u>	<u>Qualifiers</u>
2378-TCDD	ND	0.145			ES 2378-TCDD	93.9	
<u>Totals</u>					<u>Standard</u>	<u>CS/AS Recoveries</u>	
					CS 37Cl-2378-TCDD	111	
							
				5500 Business Drive Wilmington, NC 28405, USA www.us.sgs.com			
				Tel: +1 910 794-1613; Toll-Free 866 846-8290			

Sample ID: E3-2

Method 1613B


Client Data		Sample Data		Laboratory Data		Date/Time Data	
Name:	SGS Accutest Laboratories	Matrix:	Soil	Lab Project ID:	A9226	Date Received:	09-Sep-2016
Project ID:	C47015X	Weight/Volume:	8.26 g	Lab Sample ID	A9226_14387_DF_012	Date Extracted:	16-Sep-2016
Date Collected:	06-Sep-2016	% Solid:	72.8 %	QC Batch No:	14387	Date Analyzed:	24-Sep-2016
		Split:	-	Dilution:	-	Time Analyzed:	9:37:52
Analyte	Conc. (pg/g)	DL (pg/g)	EMPC (pg/g)	Qualifiers	Standard	ES Recoveries	Qualifiers
2378-TCDD	NID	0.289			ES 2378-TCDD	83.6	
Totals					Standard	CS/AS Recoveries	
					CS 37Cl-2378-TCDD	97.9	

5500 Business Drive
Wilmington, NC 28405, USA
www.us.sgs.com

Tel: +1 910 794-1613; Toll-Free 866 846-8290
Report Created: 27-Sep-2016 12:21 Analyst: AL


Sample ID: E3-6

Method 1613B

<u>Client Data</u>		<u>Sample Data</u>		<u>Laboratory Data</u>	
Name: SGS Accutest Laboratories Project ID: C47015X Date Collected: 06-Sep-2016		Matrix: Soil Weight/Volume: 11.14 g % Solid: 93.4 % Split: -		Lab Project ID: A9226 Lab Sample ID A9226_14387_DF_014 QC Batch No: 14387 Dilution: -	
Date Received: 09-Sep-2016 Date Extracted: 16-Sep-2016 Date Analyzed: 24-Sep-2016 Time Analyzed: 11:16:18		ES Recoveries		Qualifiers	
Analyte	Conc. (pg/g)	DL (pg/g)	EMPC (pg/g)	Standard	ES Recoveries
2378-TCDD	NID	0.133		ES 2378-TCDD	83.6
Totals					
				Standard	CS/AS Recoveries
				CS 37Cl-2378-TCDD	101
					
5500 Business Drive Wilmington, NC 28405, USA www.us.sgs.com Tel: +1 910 794-1613; Toll-Free 866 846-8290					

Sample ID: E4-1

Method 1613B

Client Data		Sample Data		Laboratory Data		Date Received:	
Name: SGS Accutest Laboratories Project ID: C47015X Date Collected: 06-Sep-2016		Matrix: Soil Weight/Volume: 10.18 g % Solid: 84.5 % Split: -		Lab Project ID: A9226 Lab Sample ID A9226_14387_DF_015 QC Batch No: 14387 Dilution: -		Date Received: 09-Sep-2016 Date Extracted: 16-Sep-2016 Date Analyzed: 24-Sep-2016 Time Analyzed: 12:05:32	
Analyte	Conc. (pg/g)	DL (pg/g)	EMPC (pg/g)	Qualifiers	Standard	ES Recoveries	Qualifiers
2378-TCDD	ND	0.0878			ES 2378-TCDD	86.8	
Totals					Standard	CS/AS Recoveries	
					CS 37Cl-2378-TCDD	108	
						5500 Business Drive Wilmington, NC 28405, USA www.us.sgs.com Tel: +1 910 794-1613; Toll-Free 866 846-8290	


Sample ID: E4-2

Method 1613B

<u>Client Data</u>		<u>Sample Data</u>		<u>Laboratory Data</u>			
Name: SGS Accutest Laboratories	Project ID: C47015X	Matrix: Soil	Weight/Volume: 10.68 g	Lab Project ID: A9226	Date Received: 09-Sep-2016	ES Recoveries:	Qualifiers
Date Collected: 06-Sep-2016	Conc. (pg/g) ND	% Solid: 84.6 %	DL (pg/g) 0.146	Lab Sample ID A9226_14387_DF_016	Date Extracted: 16-Sep-2016	CS/AS Recoveries	
		Split:	EMPC (pg/g)	QC Batch No: 14387	Date Analyzed: 24-Sep-2016		
Analyte	Conc. (pg/g)			Dilution: -	Time Analyzed: 12:54:46		
2378-TCDD	ND			Standard ES 2378-TCDD	86		
Totals				Standard CS 37Cl-2378-TCDD	107		

SGS
 5500 Business Drive
 Wilmington, NC 28405, USA
 www.us.sgs.com
 Tel: +1 910 794-1613; Toll-Free 866 846-8290

Sample ID: E4-3**Method 1613B**

Client Data		Sample Data		Laboratory Data		
Name: SGS Accutest Laboratories Project ID: C47015X Date Collected: 06-Sep-2016		Matrix: Soil Weight/Volume: 9.90 g % Solid: 88.3 % Split: -		Lab Project ID: A9226 Lab Sample ID A9226_14388_DF_017 QC Batch No: 14388 Dilution: -		
Date Received: 09-Sep-2016 Date Extracted: 19-Sep-2016 Date Analyzed: 26-Sep-2016 Time Analyzed: 4:10:51		Date Received: 09-Sep-2016 Date Extracted: 19-Sep-2016 Date Analyzed: 26-Sep-2016 Time Analyzed: 4:10:51		Date Received: 09-Sep-2016 Date Extracted: 19-Sep-2016 Date Analyzed: 26-Sep-2016 Time Analyzed: 4:10:51		
Analyte	Conc. (pg/g)	DL (pg/g)	EMPC (pg/g)	Standard	ES Recoveries	Qualifiers
2378-TCDD	ND	0.235	-	ES 2378-TCDD	87.9	
Totals				Standard	CS/AS Recoveries	
				CS 37Cl-2378-TCDD	111	
						
				5500 Business Drive Wilmington, NC 28405, USA www.us.sgs.com		
				Tel: +1 910 794-1613; Toll-Free 866 846-8290		


Sample ID: E5-1

Method 1613B


Client Data		Sample Data		Laboratory Data		Date	
Name: SGS Accutest Laboratories	Matrix: Soil	DL (pg/g)	EMPC (pg/g)	Lab Project ID: A9226	Date Received: 09-Sep-2016	ES Recoveries	Qualifiers
Project ID: C47015X	Weight/Volume: 10.70 g	0.166	86.4 %	Lab Sample ID A9226_14388_DF_018	Date Extracted: 19-Sep-2016		
Date Collected: 06-Sep-2016	% Solid: -			QC Batch No: 14388	Date Analyzed: 26-Sep-2016	CS/AS Recoveries	
	Split:			Dilution: -	Time Analyzed: 5:00:05		
Analyte	Conc. (pg/g)	DL (pg/g)	EMPC (pg/g)	Standard	Standard	CS/AS Recoveries	Qualifiers
2378-TCDD	NID	0.166		ES 2378-TCDD	ES 2378-TCDD	91	
Totals				Standard	Standard	111	
				CS 37Cl-2378-TCDD	CS 37Cl-2378-TCDD		
				SGS		5500 Business Drive Wilmington, NC 28405, USA www.us.sgs.com	
						Tel: +1 910 794-1613; Toll-Free 866 846-8290	

Sample ID: E5-2

Method 1613B


<u>Client Data</u>		<u>Sample Data</u>		<u>Laboratory Data</u>		<u>ES Recoveries</u>	
Name: SGS Accutest Laboratories Project ID: C47015X Date Collected: 06-Sep-2016		Matrix: Soil Weight/Volume: 10.01 g % Solid: 89.9 % Split: -		Lab Project ID: A9226 Lab Sample ID A9226_14388_DF_019 QC Batch No: 14388 Dilution: -		Date Received: 09-Sep-2016 Date Extracted: 19-Sep-2016 Date Analyzed: 26-Sep-2016 Time Analyzed: 5:49:17	
Analyte	Conc. (pg/g)	DL (pg/g)	EMPC (pg/g)	Standard	Qualifiers	ES Recoveries	Qualifiers
2378-TCDD	ND	0.118		ES 2378-TCDD		97.7	
Totals				Standard		CS/AS Recoveries	
				CS 37Cl-2378-TCDD		118	
							
				5500 Business Drive Wilmington, NC 28405, USA www.us.sgs.com Tel: +1 910 794-1613; Toll-Free 866 846-8290			

Sample ID: E5-3**Method 1613B**

Client Data		Sample Data		Laboratory Data		Date	
Name:	SGS Accutest Laboratories	Matrix:	Soil	Lab Project ID:	A9226	Date Received:	09-Sep-2016
Project ID:	C47015X	Weight/Volume:	11.85 g	Lab Sample ID	A9226_14388_DF_020	Date Extracted:	19-Sep-2016
Date Collected:	06-Sep-2016	% Solid:	82.2 %	QC Batch No:	14388	Date Analyzed:	26-Sep-2016
		Split:	-	Dilution:	-	Time Analyzed:	6:38:31
Analyte	Conc. (pg/g)	DL (pg/g)	EMPC (pg/g)	Standard	ES Recoveries	Qualifiers	
2378-TCDD	ND	0.106		ES 2378-TCDD	93.5		
Totals				Standard	CS/AS Recoveries		
				CS 37Cl-2378-TCDD	114		
				 5500 Business Drive Wilmington, NC 28405, USA www.us.sgs.com Tel: +1 910 794-1613; Toll-Free 866 846-8290			


Sample ID: E6-1

Method 1613B

Client Data		Sample Data		Laboratory Data	
Name: SGS Accutest Laboratories	Matrix: Soil	Lab Project ID: A9226	Date Received: 09-Sep-2016	ES Recoveries: 91.8	Qualifiers
Project ID: C47015X	Weight/Volume: 9.76 g	Lab Sample ID A9226_14388_DF_021	Date Extracted: 19-Sep-2016		
Date Collected: 06-Sep-2016	% Solid: 84.3 %	QC Batch No: 14388	Date Analyzed: 26-Sep-2016		
	Split: -	Dilution: -	Time Analyzed: 7:27:44		
Analyte	Conc. (pg/g)	DL (pg/g)	EMPC (pg/g)	Standard	CS/AS Recoveries
2378-TCDD	ND	0.111		ES 2378-TCDD	
Totals				Standard	CS/AS Recoveries
				CS 37Cl-2378-TCDD	110
					
			5500 Business Drive Wilmington, NC 28405, USA www.us.sgs.com Tel: +1 910 794-1613; Toll-Free 866 846-8290		

Sample ID: E6-2

Method 1613B

<u>Client Data</u>		<u>Sample Data</u>		<u>Laboratory Data</u>			
Name: SGS Accutest Laboratories	Matrix: Soil	Lab Project ID: A9226	Date Received: 09-Sep-2016	Date Analyzed: 26-Sep-2016			
Project ID: C47015X	Weight/Volume: 10.11 g	Lab Sample ID A9226_14388_DF_022	Date Extracted: 19-Sep-2016	Date Analyzed: 26-Sep-2016			
Date Collected: 06-Sep-2016	% Solid: 80.8 %	QC Batch No: 14388	Dilution: -	Time Analyzed: 8:16:57			
Analyte	Conc. (pg/g)	DL (pg/g)	EMPC (pg/g)	Standard	ES Recoveries	Qualifiers	Qualifiers
2378-TCDD	ND	0.147	-	ES 2378-TCDD	86.1		
Totals				Standard	CS/AS Recoveries		
				CS 37Cl-2378-TCDD	108		
							
				5500 Business Drive Wilmington, NC 28405, USA www.us.sgs.com			
				Tel: +1 910 794-1613; Toll-Free 866 846-8290			

Sample ID: E6-4

Method 1613B

Client Data
 Name: SGS Accutest Laboratories
 Project ID: C47015X
 Date Collected: 06-Sep-2016

Sample Data
 Matrix: Soil
 Weight/Volume: 10.76 g
 % Solid: 87.6 %
 Split: -

Laboratory Data
 Lab Project ID: A9226
 Lab Sample ID A9226_14388_DF_023
 QC Batch No: 14388
 Dilution: -

Date Received: 09-Sep-2016
 Date Extracted: 19-Sep-2016
 Date Analyzed: 26-Sep-2016
 Time Analyzed: 9:06:10

Analyte	Conc. (pg/g)	DL (pg/g)	EMPC (pg/g)	Qualifiers	Standard	ES Recoveries	Qualifiers
2378-TCDD	ND	0.133			ES 2378-TCDD	91.1	
Totals					Standard	CS/AS Recoveries	
					CS 37Cl-2378-TCDD	107	

5500 Business Drive
 Wilmington, NC 28405, USA
 www.us.sgs.com



Tel: +1 910 794-1613; Toll-Free 866 846-8290

Sample ID: E7-1


Method 1613B

<u>Client Data</u>		<u>Sample Data</u>		<u>Laboratory Data</u>	
Name: Project ID: Date Collected:	SGS Accutest Laboratories C47015X 06-Sep-2016	Matrix: Weight/Volume: % Solid: Split:	Soil 9.37 g 83.8 % -	Lab Project ID: Lab Sample ID QC Batch No: Dilution:	A9226 A9226_14388_DF_024 14388 -
Date Received: Date Extracted: Date Analyzed: Time Analyzed:	09-Sep-2016 19-Sep-2016 26-Sep-2016 9:55:24			<u>ES Recoveries</u>	<u>Qualifiers</u>
				96.4	
Totals				<u>Standard</u> CS 37CI-2378-TCDD	<u>CS/AS Recoveries</u> 113

SGS
 5500 Business Drive
 Wilmington, NC 28405, USA
 www.us.sgs.com
 Tel: +1 910 794-1613; Toll-Free 866 846-8290


Sample ID: E7-2

Method 1613B

<u>Client Data</u>		<u>Sample Data</u>			<u>Laboratory Data</u>				
Name:	SGS Accutest Laboratories	Matrix:	Soil	Lab Project ID:	A9226	Date Received:	09-Sep-2016		
Project ID:	C47015X	Weight/Volume:	9.67 g	Lab Sample ID	A9226_14388_DF_025	Date Extracted:	19-Sep-2016		
Date Collected:	06-Sep-2016	% Solid:	81.2 %	QC Batch No:	14388	Date Analyzed:	26-Sep-2016		
		Split:	-	Dilution:	-	Time Analyzed:	15:02:47		
Analyte	Conc. (pg/g)	DL (pg/g)	EMPC (pg/g)	Qualifiers	Standard	ES Recoveries	Qualifiers		
2378-TCDD	ND	0.0958			ES 2378-TCDD	106			
Totals					Standard	CS/AS Recoveries			
					CS 37Cl-2378-TCDD	128			
								 5500 Business Drive Wilmington, NC 28405, USA www.us.sgs.com Tel: +1 910 794-1613; Toll-Free 866 846-8290	


Sample ID: E7-5

Method 1613B

<u>Client Data</u>		<u>Sample Data</u>		<u>Laboratory Data</u>	
Name: SGS Accutest Laboratories	Matrix: Soil	Lab Project ID: A9226	Date Received: 09-Sep-2016	ES Recoveries: 63	Qualifiers
Project ID: C47015X	Weight/Volume: 10.79 g	Lab Sample ID A9226_14388_DF_027	Date Extracted: 19-Sep-2016		
Date Collected: 06-Sep-2016	% Solid: 82.0 %	QC Batch No: 14388	Date Analyzed: 26-Sep-2016		
	Split: -	Dilution: -	Time Analyzed: 16:41:15		
Analyte	Conc. (pg/g)	DL (pg/g)	EMPC (pg/g)	Standard	ES Recoveries
2378-TCDD	NID	0.207		ES 2378-TCDD	
Totals				Standard	CS/AS Recoveries
				CS 37Cl-2378-TCDD	77.3
			 5500 Business Drive Wilmington, NC 28405, USA www.us.sgs.com Tel: +1 910 794-1613; Toll-Free 866 846-8290		

Sample ID: E8-1

Method 1613B


<u>Client Data</u>		<u>Sample Data</u>			<u>Laboratory Data</u>		Date Received: 09-Sep-2016		
Name:	SGS Accutest Laboratories	Matrix:	Soil	Lab Project ID:	A9226	Date Extracted:	19-Sep-2016	Date Analyzed:	26-Sep-2016
Project ID:	C47015X	Weight/Volume:	11.24 g	Lab Sample ID	A9226_14388_DF_028	QC Batch No:	14388	Time Analyzed:	17:30:28
Date Collected:	06-Sep-2016	% Solid:	84.8 %	Dilution:	-				
		Split:	-						
Analyte	Conc. (pg/g)	DL (pg/g)	EMPC (pg/g)	Qualifiers	Standard	ES Recoveries	Qualifiers		
2378-TCDD	NID	0.118			ES 2378-TCDD	89.4			
Totals					Standard	CS/AS Recoveries			
					CS 37Cl-2378-TCDD	111			
						5500 Business Drive Wilmington, NC 28405, USA www.us.sgs.com			
						Tel: +1 910 794-1613; Toll-Free 866 846-8290			

Sample ID: E8-2

Method 1613B


Client Data		Sample Data		Laboratory Data		
Name: SGS Accutest Laboratories	Matrix: Soil	Lab Project ID: A9226	Date Received: 09-Sep-2016	Date Analyzed: 18:19:42		
Project ID: C47015X	Weight/Volume: 9.97 g	Lab Sample ID A9226_14388_DF_029	Date Extracted: 19-Sep-2016	Date Analyzed: 26-Sep-2016		
Date Collected: 06-Sep-2016	% Solid: 82.5 %	QC Batch No: 14388	Dilution: -	Date Analyzed: 18:19:42		
	Split:					
Analyte	Conc. (pg/g)	DL (pg/g)	EMPC (pg/g)	Standard	ES Recoveries	Qualifiers
2378-TCDD	ND	0.147		ES 2378-TCDD	85.2	
Totals				Standard	CS/AS Recoveries	
				CS 37Cl-2378-TCDD	100	
				SGS	5500 Business Drive Wilmington, NC 28405, USA www.us.sgs.com	
				Tel: +1 910 794-1613; Toll-Free 866 846-8290		

Sample ID: E8-3**Method 1613B**

<u>Client Data</u>		<u>Sample Data</u>		<u>Laboratory Data</u>			
Name: SGS Accutest Laboratories Project ID: C47015X Date Collected: 06-Sep-2016		Matrix: Soil Weight/Volume: 10.19 g % Solid: 87.1 % Split: -		Lab Project ID: A9226 Lab Sample ID A9226_14388_DF_030 QC Batch No: 14388 Dilution: -		Date Received: 09-Sep-2016 Date Extracted: 19-Sep-2016 Date Analyzed: 26-Sep-2016 Time Analyzed: 19:08:55	
Analyte	Conc. (pg/g)	DL (pg/g)	EMPC (pg/g)	Qualifiers	Standard	ES Recoveries	Qualifiers
2378-TCDD	ND	0.163			ES 2378-TCDD	95.1	
Totals					Standard	CS/AS Recoveries	
					CS 37Cl-2378-TCDD	107	
					 5500 Business Drive Wilmington, NC 28405, USA www.us.sgs.com Tel: +1 910 794-1613; Toll-Free 866 846-8290		

Sample ID: E8-4


Method 1613B

<u>Client Data</u>		<u>Sample Data</u>		<u>Laboratory Data</u>		<u>Date Received:</u>	
Name:	SGS Accutest Laboratories	Matrix:	Soil	Lab Project ID:	A9226	Date Received:	09-Sep-2016
Project ID:	C47015X	Weight/Volume:	11.63 g	Lab Sample ID	A9226_14388_DF_031	Date Extracted:	19-Sep-2016
Date Collected:	06-Sep-2016	% Solid:	86.7 %	QC Batch No:	14388	Date Analyzed:	26-Sep-2016
		Split:	-	Dilution:	-	Time Analyzed:	19:58:08
<u>Analyte</u>	<u>Conc. (pg/g)</u>	<u>DL (pg/g)</u>	<u>EMPC (pg/g)</u>	<u>Qualifiers</u>	<u>Standard</u>	<u>ES Recoveries</u>	<u>Qualifiers</u>
2378-TCDD	ND	0.112			ES 2378-TCDD	105	
Totals					Standard	CS/AS Recoveries	
					CS 37Cl-2378-TCDD	126	
							
				5500 Business Drive Wilmington, NC 28405, USA www.us.sgs.com Tel: +1 910 794-1613; Toll-Free 866 846-8290			

Sample ID: E8-5

Method 1613B


Client Data		Sample Data		Laboratory Data	
Name: SGS Accutest Laboratories	Matrix: Soil	Lab Project ID: A9226	Date Received: 09-Sep-2016	Date Analyzed: 26-Sep-2016	
Project ID: C47015X	Weight/Volume: 9.50 g	Lab Sample ID A9226_14388_DF_032	EMPC (pg/g)	Date Extracted: 19-Sep-2016	
Date Collected: 06-Sep-2016	% Solid: 83.9 %	QC Batch No: 14388	DL (pg/g)	Time Analyzed: 20:47:21	
	Split: -	Dilution: -	Conc. (pg/g)	ES Recoveries	Qualifiers
Analyte	DL (pg/g)	Qualifiers	EMPC (pg/g)	Standard	ES Recoveries
2378-TCDD	0.144			ES 2378-TCDD	74
Totals				Standard	CS/AS Recoveries
				CS 37Cl-2378-TCDD	88.8



5500 Business Drive
Wilmington, NC 28405, USA
www.us.sgs.com
Tel: +1 910 794-1613; Toll-Free 866 846-8290


Sample ID: Method Blank A9226_14387

Method 1613B

Client Data		Sample Data		Laboratory Data		Date Received:	
Name: SGS Accutest Laboratories		Matrix: Soil		Lab Project ID: A9226		n/a	
Project ID: C47015X		Weight/Volume: 10.00 g		Lab Sample ID MB1_14387_DF_SDS		Date Extracted: 16-Sep-2016	
Date Collected: n/a		% Solid: n/a		QC Batch No: 14387		Date Analyzed: 22-Sep-2016	
		Split: -		Dilution: -		Time Analyzed: 22:49:56	
Analyte	Conc. (pg/g)	DL (pg/g)	EMPC (pg/g)	Qualifiers	Standard	ES Recoveries	Qualifiers
2378-TCDD	ND	0.212			ES 2378-TCDD	89	
Totals					Standard	CS/AS Recoveries	
					CS 37Cl-2378-TCDD	101	
						5500 Business Drive Wilmington, NC 28405, USA www.us.sgs.com	
						Tel: +1 910 794-1613; Toll-Free 866 846-8290	

Sample ID: Method Blank A9226_14388

Method 1613B

Client Data		Sample Data		Laboratory Data		Date Received:	
Name:	SGS Accutest Laboratories	Matrix:	Soil	Lab Project ID:	A9226	Date Received:	n/a
Project ID:	C47015X	Weight/Volume:	10.00 g	Lab Sample ID	MB1_14388_DF_SDS	Date Extracted:	19-Sep-2016
Date Collected:	n/a	% Solid:	n/a	QC Batch No:	14388	Date Analyzed:	26-Sep-2016
		Split:	-	Dilution:	-	Time Analyzed:	3:21:37
Analyte	Conc. (pg/g)	DL (pg/g)	EMPC (pg/g)	Standard	Qualifiers	ES Recoveries	Qualifiers
2378-TCDD	ND	0.149		ES 2378-TCDD		89.4	
Totals				Standard		CS/AS Recoveries	
				CS 37Cl-2378-TCDD		107	
						5500 Business Drive Wilmington, NC 28405, USA www.us.sgs.com	
				Tel: +1 910 794-1613; Toll-Free 866 846-8290			

METHOD 1613B

Lab Name:
Initial Calibration:
Instrument ID:
VER Data Filename:
Lab ID:

SGS North America
ICAL: MM1_DF_12212015_14JUL2016
MM1
160923P02
OPR1_14387_DF

GC Column ID: ZB-5ms
Analysis Date: 22-SEP-2016 21:11:29

FORM 8A

PCDD/F ONGOING PRECISION AND RECOVERY (OPR)

NATIVE ANALYTES	SPIKE CONC.	CONC. FOUND	RANGE (ng/mL)	OK
2,3,7,8-TCDD	10	10.1	6.7 - 15.8	Y

Contract-required concentration limits for OPR as specified in Table 6,
Method 1613. 10/94

METHOD 1613B

PCDD/F ONGOING PRECISION AND RECOVERY (OPR)

FORM 8B

Lab Name: SGS North America
 Initial Calibration: ICAL: MM1_DF_12212015_14JUL2016
 Instrument ID: MM1 GC Column ID: ZB-5ms
 VER Data Filename: 160923P02 Analysis Date: 22-SEP-2016 21:11:29
 Lab ID: OPR1_14387_DF

LABELED ANALYTES	SPIKE CONC.	CONC. FOUND	RANGE (ng/mL)	OK
13C-2,3,7,8-TCDD	100	90.6	20 - 175	Y

CLEANUP STANDARD

37Cl-2,3,7,8-TCDD	40	43.6	12.4 - 76.4	Y
-------------------	----	------	-------------	---

Contract-required concentration limits for OPR as specified in Table 6,
 Method 1613. 10/94

Processed: 27 Sep 2016 12:28 Analyst: AL

METHOD 1613B

Lab Name:
Initial Calibration:
Instrument ID:
VER Data Filename:
Lab ID:

SGS North America
ICAL: MM1_DF_12212015_14JUL2016
MM1
160926P03
OPR1_14388_DF

GC Column ID: ZB-5ms
Analysis Date: 26-SEP-2016 01:43:09

PCDD/F ONGOING PRECISION AND RECOVERY (OPR)

FORM 8A

NATIVE ANALYTES

2,3,7,8-TCDD

SPIKE
CONC.
10

CONC.
FOUND
11.4

RANGE
(ng/mL)
6.7 - 15.8

OK
Y

Contract-required concentration limits for OPR as specified in Table 6,
Method 1613. 10/94

METHOD 1613B

Lab Name: SGS North America
Initial Calibration: ICAL: MM1_DF_12212015_14JUL2016
Instrument ID: MM1 GC Column ID: ZB-5ms
VER Data Filename: 160926P03 Analysis Date: 26-SEP-2016 01:43:09
Lab ID: OPR1_14388_DF

PCDD/F ONGOING PRECISION AND RECOVERY (OPR)

FORM 8B

LABELED ANALYTES	SPIKE CONC.	CONC. FOUND	RANGE (ng/mL)	OK
13C-2,3,7,8-TCDD	100	101	20 - 175	Y

CLEANUP STANDARD

37Cl-2,3,7,8-TCDD	40	48.3	12.4 - 76.4	Y
-------------------	----	------	-------------	---

Contract-required concentration limits for OPR as specified in Table 6, Method 1613. 10/94

Processed: 27 Sep 2016 13:31 Analyst: AL



5500 Business Drive
 Wilmington, NC 28405 USA
 Tel: 910 794-1613
 Toll Free: 866 846-8290
 Fax: 910 794-3919

Sample Receipt Notification

Project Manager: Tamara Morgan
Receipt Date & Time: 09-Sep-16 at 09:50
AP Project name: A9226
Requested TAT: 21 days
Projected due date: 30-Sep-16
Matrix: Soil
Phone#: 910-794-1613
Email Address: Tamara.Morgan@sgs.com

Company Contact: Nutan Kabir
Company: SGS Accutest Laboratories
Project Name & Site: C47015X
Project PO#: C47015X
QAAP/Contract #: N/A
Requested Analysis: Method 1613B 2378 TCDD
Phone#: 408-588-0200
Email Address: nutan.kabir@sgs.com

Client Smp ID	AP Smp ID	Sample Condition & Notes	Quantity	Size	Sampling Date	Sampling Time	Received Temp	Container #	Shipping #
E1-1	A9226_001	SO	1	16 oz. glass	06-Sep-16	00:00	6	1	777186897025
E1-2	A9226_002	SO	1	16 oz. glass	06-Sep-16	00:00	6	1	777186897025
E1-3	A9226_003	SO	1	16 oz. glass	06-Sep-16	00:00	6	1	777186897025
E1-4	A9226_004	SO	1	16 oz. glass	06-Sep-16	00:00	6	1	777186897025
E1-8	A9226_005	SO	1	16 oz. glass	06-Sep-16	00:00	6	1	777186897025
E2-1	A9226_006	SO	1	16 oz. glass	06-Sep-16	00:00	6	1	777186897025
E2-2	A9226_007	SO	1	16 oz. glass	06-Sep-16	00:00	6	1	777186897025
E2-3	A9226_008	SO	1	16 oz. glass	06-Sep-16	00:00	6	1	777186897025
E2-5	A9226_009	SO	1	16 oz. glass	06-Sep-16	00:00	6	1	777186897025
E2-7	A9226_010	SO	1	8 oz. glass	06-Sep-16	00:00	6	1	777186897025
E3-1	A9226_011	SO	1	16 oz. glass	06-Sep-16	00:00	6	1	777186897025
E3-2	A9226_012	SO	1	16 oz. glass	06-Sep-16	00:00	6	1	777186897025
E3-4	A9226_013	SO	1	16 oz. glass	06-Sep-16	00:00	6	1	777186897025
E3-6	A9226_014	SO	1	8 oz. glass	06-Sep-16	00:00	6	1	777186897025
E4-1	A9226_015	SO	1	16 oz. glass	06-Sep-16	00:00	6	1	777186897025
E4-2	A9226_016	SO	1	16 oz. glass	06-Sep-16	00:00	6	1	777186897025
E4-3	A9226_017	SO	1	16 oz. glass	06-Sep-16	00:00	6	1	777186897025

Preservation Type: No

Notes/Comments:
 Samples received intact
 Any un-extracted sample will be stored for 90 days from reporting date. Additional storage fees may apply for any samples stored longer than 90 days.

Received by: Tamara Morgan

Logged in by: Tamara Morgan

QC'ed by: AK 12 Sep 16

All services are rendered in accordance with the applicable SGS General Conditions of Service accessible via: http://www.sgs.com/terms_and_conditions.htm



5500 Business Drive
 Wilmington, NC 28405 USA
 Tel: 910 794-1613
 Toll Free: 866 846-8290
 Fax: 910 794-3919

Sample Receipt Notification

Project Manager: Tamara Morgan
Receipt Date & Time: 09-Sep-16 at 09:50
AP Project name: A9226
Requested TAT: 21 days
Projected due date: 30-Sep-16
Matrix: Soil
Phone#: 910-794-1613
Email Address: Tamara.Morgan@sgs.com

Company Contact: Nutan Kabir
Company: SGS Accutest Laboratories
Project Name & Site: C47015X
Project PO#: C47015X
QAAP/Contract #: N/A
Requested Analysis: Method 1613B 2378 TCDD
Phone#: 408-588-0200
Email Address: nutan.kabir@sgs.com

Client Smp ID	AP Smp ID	Sample Condition & Notes	Quantity	Size	Sampling Date	Sampling Time	Received Temp	Container #	Shipping #
E5-1	A9226_018	SO	1	8 oz. glass	06-Sep-16	00:00	6	1	777186897025
E5-2	A9226_019	SO	1	8 oz. glass	06-Sep-16	00:00	6	1	777186897025
E5-3	A9226_020	SO	1	16 oz. glass	06-Sep-16	00:00	6	1	777186897025
E6-1	A9226_021	SO	1	8 oz. glass	06-Sep-16	00:00	6	1	777186897025
E6-2	A9226_022	SO	1	8 oz. glass	06-Sep-16	00:00	6	1	777186897025
E6-4	A9226_023	SO	1	8 oz. glass	06-Sep-16	00:00	6	1	777186897025
E7-1	A9226_024	SO	1	8 oz. glass	06-Sep-16	00:00	6	1	777186897025
E7-2	A9226_025	SO	1	8 oz. glass	06-Sep-16	00:00	6	1	777186897025
E7-3	A9226_026	SO	1	8 oz. glass	06-Sep-16	00:00	6	1	777186897025
E7-5	A9226_027	SO	1	8 oz. glass	06-Sep-16	00:00	6	1	777186897025
E8-1	A9226_028	SO	1	8 oz. glass	06-Sep-16	00:00	6	1	777186897025
E8-2	A9226_029	SO	1	8 oz. glass	06-Sep-16	00:00	6	1	777186897025
E8-3	A9226_030	SO	1	8 oz. glass	06-Sep-16	00:00	6	1	777186897025
E8-4	A9226_031	SO	1	8 oz. glass	06-Sep-16	00:00	6	1	777186897025
E8-5	A9226_032	SO	1	8 oz. glass	06-Sep-16	00:00	6	1	777186897025

Preservation Type: No
Notes/Comments: Any un-extracted sample will be stored for 90 days from reporting date. Additional storage fees may apply for any samples stored longer than 90 days.
 Samples received intact

Received by: Tamara Morgan

Logged in by: Tamara Morgan

All services are rendered in accordance with the applicable SGS General Conditions of Service accessible via:

http://www.sgs.com/terms_and_conditions.htm

QC'ed by: AK 12 Sep 16

A92240/1

CHAIN OF CUSTODY

ACCUTEST

FED-EX Tracking #
SGS Account/Quote #

Bottle Order Control #
Account Job #

C47015X

Client / Reporting Information				Project Information				Requested Analysis (see TEST CODE sheet)		Matrix Codes							
Company Name: SGS Accutest Laboratories		Project Name: Vallico Mall, Wolfe Rd, Cupertino CA		Billing Information (if different from Report to)				DW - Drinking Water GW - Ground Water SW - Surface Water SL - Sludge SED - Sediment LIQ - Other Liquid AIR - Air SOL - Other Solid WP - Wipe FB - Field Blank EB - Equipment Blank RB - Rinse Blank TB - Trip Blank		LAB USE ONLY							
Street Address: 2105 Lundy Avenue		State: CA		Company Name													
City: San Jose, CA		Zip: 9513		Street Address				City		State		Zip					
Project Contact: nutan.kabir@sgs.com		Project #		Street Address				City		State		Zip					
Phone #: 408-588-0200		Fax #		Client Purchase Order #				City		State		Zip					
Sampler(s) Name(s)		Phone		Project Manager				Attention:									
SGS Account Sample #	Field ID / Point of Collection	MECH/ID/Val #	Date	Time	Collection	Sampled By	Matrix	# of bottles	Number of preserved Bottles						Comments / Special Instructions		
									HCl	NaOH	HNO3	H2SO4	NONE	DI Water		MEOH	INCORE
1X	E1-1		9/6/16	12:00:00 AM			SO									X	2,3,7,8 TCDD
2X	E1-2		9/6/16	12:00:00 AM			SO									X	
3X	E1-3		9/6/16	12:00:00 AM			SO									X	
4X	E1-4		9/6/16	12:00:00 AM			SO									X	
5X	E1-8		9/6/16	12:00:00 AM			SO									X	
6X	E2-1		9/6/16	12:00:00 AM			SO									X	
7X	E2-2		9/6/16	12:00:00 AM			SO									X	
8X	E2-3		9/6/16	12:00:00 AM			SO									X	
9X	E2-5		9/6/16	12:00:00 AM			SO									X	
10X	E2-7		9/6/16	12:00:00 AM			SO									X	
11X	E3-1		9/6/16	12:00:00 AM			SO									X	
12X	E3-2		9/6/16	12:00:00 AM			SO									X	

Turnaround Time (Business days)

Approved By (SGS Account/PM): / Date:

Commercial "A" (Level 1) NYASP Category A
 Commercial "B" (Level 2) NYASP Category B
 FULLT1 (Level 3+4) State Forms
 NJ Reduced EDD Format
 Commercial "C" Other COMMB

Commercial "A" = Results Only
 Commercial "B" = Results + QC Summary
 NJ Reduced = Results + QC Summary + Partial Raw data

Sample Custody must be documented below each time samples change possession, including courier delivery.

Relinquished By:	Date Time:	Relinquished By:	Date Time:
1 <i>Lea</i>	9/16/16 15:00	2 <i>FED-EX</i>	
3 <i>Sam</i>	9/16/16 15:00	4 <i>Sam</i>	
5 <i>Sam</i>		6 <i>Sam</i>	

Received By: 2
 Relinquished By: 4
 Date Time: 2
 Date Time: 4

Intact Not Intact

Preserved where applicable

On Ice Cooler Temp. **6.0**

AG 24/12
Page 2 of 3

CHAIN OF CUSTODY



2105 Lundy Avenue, San Jose, CA 95131
TEL: 408-588-0200 FAX: 408-588-0201
www.sgs.com

Client / Reporting Information			Project Information				Requested Analysis (see TEST CODE sheet)		Matrix Codes
Company Name: SGS Accutest Laboratories			Project Name: Vallico Mall, Wolfe Rd, Cupertino CA						DW - Drinking Water GW - Ground Water WW - Water SW - Surface Water SO - Soil SL - Sludge SED - Sediment LIQ - Other Liquid AIR - Air SOL - Other Solid WP - Wipe FB - Field Blank EB - Equipment Blank RB - Rinse Blank TB - Trip Blank
Street Address 2105 Lundy Avenue			Billing Information (if different from Report to) Company Name						
City, State, Zip San Jose, CA 95131			Street Address						
Project Contact E-mail: nutan.kabir@sgs.com			City, State, Zip						
Phone # 408-588-0200			Client Purchase Order #						SASBCAR435, SB1613PCDDF, X X X X X X X X X X X X
Sampler(s) Name(s)			Project Manager						
SGS Accutest Sample #	Field ID / Point of Collection	MEOH/ID Vial #	Collection		Sampled by	Matrix	# of bottles	Number of preserved Bottles	
13X	E3-4		Date	Time		SO		ENCORE	
14X	E3-6		9/6/16	12:00:00 AM		SO		DI Water	
15X	E4-1		9/6/16	12:00:00 AM		SO		NONE	
16X	E4-2		9/6/16	12:00:00 AM		SO		H2SO4	
17X	E4-3		9/6/16	12:00:00 AM		SO		HNO3	
18X	E5-1		9/6/16	12:00:00 AM		SO		NaOH	
19X	E5-2		9/6/16	12:00:00 AM		SO			
20X	E5-3		9/6/16	12:00:00 AM		SO			
21X	E6-1		9/6/16	12:00:00 AM		SO			
22X	E6-2		9/6/16	12:00:00 AM		SO			
23X	E6-4		9/6/16	12:00:00 AM		SO			
24X	E7-1		9/6/16	12:00:00 AM		SO			
Turnaround Time (Business days) <input type="checkbox"/> Std. 10 Business Days <input type="checkbox"/> 5 Day RUSH <input type="checkbox"/> 3 Day EMERGENCY <input type="checkbox"/> 2 Day EMERGENCY <input checked="" type="checkbox"/> 1 Day EMERGENCY <input type="checkbox"/> other Due 9/15/2016 Emergency & Rush T/A data available via Lablink									
Approved By (SGS Accutest PM) / Date:			Data Deliverable Information						
<input type="checkbox"/> Commercial "A" (Level 1) <input type="checkbox"/> Commercial "B" (Level 2) <input type="checkbox"/> FULLT1 (Level 3+4) <input type="checkbox"/> NJ Reduced <input type="checkbox"/> Commercial "C" Commercial "A" = Results Only Commercial "B" = Results + OC Summary Commercial "C" = Results + OC Summary + Partial Raw data NJ Reduced = Results + OC Summary + Partial Raw data			<input type="checkbox"/> NYASP Category A <input type="checkbox"/> NYASP Category B <input type="checkbox"/> State Forms <input type="checkbox"/> EDD Format <input checked="" type="checkbox"/> Other, COMMB						
Requisitioned by Sampler: La Buser Date Time: 9/8/16 15:00			Sample Custody must be documented below each time samples change possession, including courier delivery. Requisitioned By: FEEX Date Time: 9/8/16 15:00						
Requisitioned by Sampler: 3 Date Time: 9/8/16 15:00			Requisitioned By: 3 Date Time: 9/8/16 15:00						
Requisitioned by Sampler: 5 Date Time: 9/8/16 15:00			Requisitioned By: 5 Date Time: 9/8/16 15:00						
Requisitioned by: 2 Date Time: 9/8/16 15:00			Requisitioned By: 2 Date Time: 9/8/16 15:00						
Requisitioned by: 4 Date Time: 9/8/16 15:00			Requisitioned By: 4 Date Time: 9/8/16 15:00						
Requisitioned by: 5 Date Time: 9/8/16 15:00			Requisitioned By: 5 Date Time: 9/8/16 15:00						
Preserved where applicable <input checked="" type="checkbox"/> Product <input type="checkbox"/> Not Intact			Comments / Special Instructions Please sub to SGS Wilmington (NC) for 2,3,7,8 TCDD.						
On loc <input checked="" type="checkbox"/>			Courier Temp. 600						

CHAIN OF CUSTODY



FED-EX Tracking # Bottle Order Control # C47015X		SGS Account Quote # Accountest Job #	
Requested Analysis (see TEST CODE sheet)			
Matrix Codes DW - Drinking Water GW - Ground Water WW - Water SW - Surface Water SO - Soil SL - Sludge SED - Sediment OI - Oil LIQ - Other Liquid AIR - Air SOL - Other Solid WP - Wipe FB - Field Blank EB - Equipment Blank RB - Rinse Blank TB - Trip Blank			
LAB USE ONLY			
SASECARB435, SB1613PCDDF, X X X X X X X X X			
Comments / Special Instructions Please sub to SGS Wilmington (NC) for 2,3,7,8 TCDD.			
Client / Reporting Information Company Name: SGS Accutest Laboratories Street Address: 2105 Lundy Avenue City: San Jose, CA 95137 State: CA Zip: 95137 Project Contact: E-mail: nutan.kabir@sgs.com Phone #: 408-588-0200 Fax #: 408-588-0200 Sampler(s) Name(s)		Project Information Project Name: Valico Mall, Wolfe Rd, Cupertino CA Billing Information (if different from Report to): Company Name: Street Address: City: State: Zip: Attention:	
Street Address: 2105 Lundy Avenue City: San Jose, CA 95137 State: CA Zip: 95137 Project #: nutan.kabir@sgs.com Client Purchase Order # Phone: 408-588-0200 Project Manager		Number of preserved Bottles H ₂ O NaOH HNO ₃ H ₂ SO ₄ DI Water MEQH ENCORE	
Field ID / Point of Collection E7-2 E7-3 E7-5 E8-1 E8-2 E8-3 E8-4 E8-5		Collection Date Time Matrix # of bottles SO SO SO SO SO SO SO SO	
Turnaround Time (Business days) Std. 10 Business Days 5 Day RUSH 3 Day EMERGENCY 2 Day EMERGENCY 1 Day EMERGENCY other Due 9/15/2016 Emergency & Rush T/A data available VIA Lablink		Data Deliverable Information Commercial "A" (Level 1) Commercial "B" (Level 2) FULLT1 (Level 3+4) NJ Reduced Commercial "C" Commercial "A" = Results Only Commercial "B" = Results + QC Summary NJ Reduced = Results + QC Summary + Partial Raw data	
Approved By (SGS Account PM): / Date: _____		Sample Custody must be documented below each time samples change possession, including courier delivery.	
Relinquished by Sampler: Date Time: 9/16/16 15:48 Relinquished by Sampler: Date Time: 9/16/16 09:04 Relinquished by: Date Time: 9/15/2016		Relinquished By: Date Time: 9/16/16 15:48 Relinquished By: Date Time: 9/16/16 09:04 Relinquished By: Date Time: 9/15/2016	
Received By: Date Time: 9/16/16 15:48 Received By: Date Time: 9/16/16 09:04 Received By: Date Time: 9/15/2016		Received By: Date Time: 9/16/16 15:48 Received By: Date Time: 9/16/16 09:04 Received By: Date Time: 9/15/2016	
On Ice <input checked="" type="checkbox"/> Cooler Temp. 6.0		Intact <input checked="" type="checkbox"/> Not Intact <input type="checkbox"/> Preserved where applicable	

4/09/2016

Date / Time: 9/8/2016 3:02:41 PM
CSR: NUTANK
Job #: C47015X
Client Project: Vallico Mall, Wolfe Rd, Cupertino CA
Deliverable: COMMB
TAT: Due 9/15/2016

Sub Lab: SGS Wilmington NC
Address: 5500 Business Dr
City: Wilmington
State: NC
Zip: 28405
Contact: Trent Temperly
Phone: 3173709644

SGS Accutest Sample #	Client Sample Description	Analysis	Location	Sampled By	Date Sampled	Time Sampled	Aliquot
C47015-1X	E1-1	SASBCARB435_SB1613PCDDDF..			9/6/2016	12:00:00 AM	
C47015-2X	E1-2	SASBCARB435_SB1613PCDDDF..			9/6/2016	12:00:00 AM	
C47015-3X	E1-3	SASBCARB435_SB1613PCDDDF..			9/6/2016	12:00:00 AM	
C47015-4X	E1-4	SASBCARB435_SB1613PCDDDF..			9/6/2016	12:00:00 AM	
C47015-5X	E1-8	SASBCARB435_SB1613PCDDDF..			9/6/2016	12:00:00 AM	
C47015-6X	E2-1	SASBCARB435_SB1613PCDDDF..			9/6/2016	12:00:00 AM	
C47015-7X	E2-2	SASBCARB435_SB1613PCDDDF..			9/6/2016	12:00:00 AM	
C47015-8X	E2-3	SASBCARB435_SB1613PCDDDF..			9/6/2016	12:00:00 AM	
C47015-9X	E2-5	SASBCARB435_SB1613PCDDDF..			9/6/2016	12:00:00 AM	
C47015-10X	E2-7	SASBCARB435_SB1613PCDDDF..			9/6/2016	12:00:00 AM	
C47015-11X	E3-1	SASBCARB435_SB1613PCDDDF..			9/6/2016	12:00:00 AM	
C47015-12X	E3-2	SASBCARB435_SB1613PCDDDF..			9/6/2016	12:00:00 AM	
C47015-13X	E3-4	SASBCARB435_SB1613PCDDDF..			9/6/2016	12:00:00 AM	
C47015-14X	E3-6	SASBCARB435_SB1613PCDDDF..			9/6/2016	12:00:00 AM	
C47015-15X	E4-1	SASBCARB435_SB1613PCDDDF..			9/6/2016	12:00:00 AM	
C47015-16X	E4-2	SASBCARB435_SB1613PCDDDF..			9/6/2016	12:00:00 AM	
C47015-17X	E4-3	SASBCARB435_SB1613PCDDDF..			9/6/2016	12:00:00 AM	

Jamara Morgan 09/09/16 9

APR 26/15

<u>C47015-18X</u>	<u>E5-1</u>	<u>SASBCARB435_SB1613PCDDDF.</u>	<u>9/6/2016</u>	<u>12:00:00 AM</u>
<u>C47015-19X</u>	<u>E5-2</u>	<u>SASBCARB435_SB1613PCDDDF.</u>	<u>9/6/2016</u>	<u>12:00:00 AM</u>
<u>C47015-20X</u>	<u>E5-3</u>	<u>SASBCARB435_SB1613PCDDDF.</u>	<u>9/6/2016</u>	<u>12:00:00 AM</u>
<u>C47015-21X</u>	<u>E6-1</u>	<u>SASBCARB435_SB1613PCDDDF.</u>	<u>9/6/2016</u>	<u>12:00:00 AM</u>
<u>C47015-22X</u>	<u>E6-2</u>	<u>SASBCARB435_SB1613PCDDDF.</u>	<u>9/6/2016</u>	<u>12:00:00 AM</u>
<u>C47015-23X</u>	<u>E6-4</u>	<u>SASBCARB435_SB1613PCDDDF.</u>	<u>9/6/2016</u>	<u>12:00:00 AM</u>
<u>C47015-24X</u>	<u>E7-1</u>	<u>SASBCARB435_SB1613PCDDDF.</u>	<u>9/6/2016</u>	<u>12:00:00 AM</u>
<u>C47015-25X</u>	<u>E7-2</u>	<u>SASBCARB435_SB1613PCDDDF.</u>	<u>9/6/2016</u>	<u>12:00:00 AM</u>
<u>C47015-26X</u>	<u>E7-3</u>	<u>SASBCARB435_SB1613PCDDDF.</u>	<u>9/6/2016</u>	<u>12:00:00 AM</u>
<u>C47015-27X</u>	<u>E7-5</u>	<u>SASBCARB435_SB1613PCDDDF.</u>	<u>9/6/2016</u>	<u>12:00:00 AM</u>
<u>C47015-28X</u>	<u>E8-1</u>	<u>SASBCARB435_SB1613PCDDDF.</u>	<u>9/6/2016</u>	<u>12:00:00 AM</u>
<u>C47015-29X</u>	<u>E8-2</u>	<u>SASBCARB435_SB1613PCDDDF.</u>	<u>9/6/2016</u>	<u>12:00:00 AM</u>
<u>C47015-30X</u>	<u>E8-3</u>	<u>SASBCARB435_SB1613PCDDDF.</u>	<u>9/6/2016</u>	<u>12:00:00 AM</u>
<u>C47015-31X</u>	<u>E8-4</u>	<u>SASBCARB435_SB1613PCDDDF.</u>	<u>9/6/2016</u>	<u>12:00:00 AM</u>
<u>C47015-32X</u>	<u>E8-5</u>	<u>SASBCARB435_SB1613PCDDDF.</u>	<u>9/6/2016</u>	<u>12:00:00 AM</u>

Comments: Please sub to SGS Wilmington (NC) for 2,3,7,8 TCDD.

Sample Management Receipt: _____ Date: _____

Samara Mangat
09/09/16 09:00

APPENDIX

D

ENTHALPY

ANALYTICAL REPORT



ENTHALPY

ANALYTICAL



Enthalpy Analytical

2323 Fifth Street, Berkeley, CA 94710, Phone (510) 486-0900

Laboratory Job Number 304731 ANALYTICAL REPORT

WSP
2025 Gateway Place
San Jose, CA 95110

Project : VALLCO
Location : Vallco Cupertino, CA
Level : II

<u>Sample ID</u>	<u>Lab ID</u>	<u>Sample ID</u>	<u>Lab ID</u>
S-1-(1)	304731-001	S-8-(1)	304731-038
S-1-(5)	304731-002	S-8-(5)	304731-039
S-1-(10)	304731-003	S-8-(10)	304731-040
S-1-(15)	304731-004	S-8-(15)	304731-041
S-1-(20)	304731-005	S-8-(20)	304731-042
S-2-(1)	304731-006	W-5-(1)	304731-043
S-2-(5)	304731-007	W-5-(5)	304731-044
S-2-(10)	304731-008	W-5-(10)	304731-045
S-2-(15)	304731-009	W-5-(15)	304731-046
S-2-(20)	304731-010	W-5-(20)	304731-047
S-3-(1)	304731-011	EB-1	304731-048
S-3-(5)	304731-012	W-1-(1)	304731-049
S-3-(10)	304731-013	W-1-(5)	304731-050
S-3-(15)	304731-014	W-1-(10)	304731-051
S-3-(20)	304731-015	W-1-(15)	304731-052
S-4-(1)	304731-016	W-1-(20)	304731-053
S-4-(5)	304731-017	E-2-(1)	304731-054
S-4-(10)	304731-018	E-2-(5)	304731-055
S-4-(15)	304731-019	E-2-(10)	304731-056
S-4-(20)	304731-020	E-2-(15)	304731-057
S-5-(1)	304731-021	E-2-(20)	304731-058
S-5-(5)	304731-022	W-2-(2)	304731-059
S-5-(10)	304731-023	W-2-(5)	304731-060
S-5-(15)	304731-024	W-2-(10)	304731-061
S-5-(20)	304731-025	W-2-(15)	304731-062
S-6-(1)	304731-026	W-2-(20)	304731-063
S-6-(5)	304731-027	W-3-(1)	304731-064
S-6-(10)	304731-028	W-3-(5)	304731-065
S-6-(15)	304731-029	W-3-(10)	304731-066
S-6-(20)	304731-030	W-3-(15)	304731-067
S-6-(1)-R'	304731-031	W-3-(20)	304731-068
S-6-(5)-R'	304731-032	W-4-(1)	304731-069
S-7-(2)	304731-033	W-4-(5)	304731-070
S-7-(5)	304731-034	W-4-(10)	304731-071
S-7-(10)	304731-035	W-4-(15)	304731-072
S-7-(15)	304731-036	W-4-(20)	304731-073
S-7-(20)	304731-037		



Enthalpy Analytical

2323 Fifth Street, Berkeley, CA 94710, Phone (510) 486-0900

Laboratory Job Number 304731
ANALYTICAL REPORT

This data package has been reviewed for technical correctness and completeness. Release of this data has been authorized by the Laboratory Manager or the Manager's designee, as verified by the following signature which applies to this PDF file as well as any associated electronic data deliverable files. The results contained in this report meet all requirements of NELAP and pertain only to those samples which were submitted for analysis. This report may be reproduced only in its entirety.

Signature: _____

Patrick McCarthy
Project Manager
patrick.mccarthy@enthalpy.com
(510) 204-2236 ext 13115

Date: 11/20/2018

CASE NARRATIVE

Laboratory number: 304731
Client: WSP
Project: VALLCO
Location: Vallco Cupertino, CA
Request Date: 11/03/18
Samples Received: 11/01/18

This data package contains sample and QC results for seventy soil samples and one water sample, requested for the above referenced project on 11/03/18. The samples were received cold and intact.

TPH-Purgeables and/or BTXE by GC (EPA 8015B) Water:

No analytical problems were encountered.

TPH-Purgeables and/or BTXE by GC (EPA 8015B) Soil:

High response was observed for gasoline C7-C12 in the CCV analyzed 11/08/18 02:10; affected data was qualified with "b". High response was observed for gasoline C7-C12 in the CCV analyzed 11/08/18 09:41; affected data was qualified with "b". Gasoline C7-C12 was detected between the MDL and the RL in the method blank for batch 265183; this analyte was either not detected in samples at or above the RL, or detected at a level at least 10 times that of the blank. Gasoline C7-C12 was detected between the MDL and the RL in the method blank for batch 265225; this analyte was not detected in the sample at or above the RL. No other analytical problems were encountered.

TPH-Extractables by GC (EPA 8015B) Water:

No analytical problems were encountered.

TPH-Extractables by GC (EPA 8015B) Soil:

Low response was observed for motor oil C24-C36 in the CCV analyzed 11/10/18 02:38; affected data was qualified with "b". High response was observed for diesel C10-C24 in the CCV analyzed 11/13/18 12:21; affected data was qualified with "b". Matrix spikes QC954776, QC954777 (batch 265273) were not analyzed because the parent sample required a dilution that would have diluted out the spikes. High recoveries were observed for diesel C10-C24 in the MS/MSD of S-7-(2) (lab # 304731-033); the LCS was within limits, and the associated RPD was within limits. Many samples were diluted due to the dark and viscous nature of the sample extracts. No other analytical problems were encountered.

Semivolatile Organics by GC/MS (EPA 8270C) Water:

No analytical problems were encountered.

Semivolatile Organics by GC/MS (EPA 8270C) Soil:

Matrix spikes QC954797, QC954798 (batch 265278) were not reported because the parent sample required a dilution that would have diluted out the spikes. Matrix spikes QC954859, QC954860 (batch 265293) were not reported because the parent sample required a dilution that would have diluted out the spikes. Low

CASE NARRATIVE

Laboratory number: 304731
Client: WSP
Project: VALLCO
Location: Vallco Cupertino, CA
Request Date: 11/03/18
Samples Received: 11/01/18

Semivolatile Organics by GC/MS (EPA 8270C) Soil:

recoveries were observed for a number of analytes in the MS/MSD of S-1-(5) (lab # 304731-002); the LCS was within limits, and the associated RPDs were within limits. Low surrogate recovery was observed for 2-fluorobiphenyl in S-7-(5) (lab # 304731-034). Many samples were diluted due to the dark and viscous nature of the sample extracts. S-7-(2) (lab # 304731-033) was diluted due to high non-target analytes. No other analytical problems were encountered.

Pesticides (EPA 8081A):

All samples underwent sulfur cleanup using the copper option in EPA Method 3660B. All samples underwent florisol cleanup using EPA Method 3620C. Matrix spikes QC954618, QC954619 (batch 265233) were not analyzed because the parent sample required a dilution that would have diluted out the spikes. Low surrogate recoveries were observed for decachlorobiphenyl in a number of samples. Low surrogate recovery was observed for TCMX in E-2-(1) (lab # 304731-054). Gamma-chlordane was detected between the MDL and the RL in the method blank for batch 265233; this analyte was not detected in samples at or above the RL. Gamma-chlordane was detected between the MDL and the RL in the method blank for batch 265246; this analyte was not detected in samples at or above the RL. Gamma-chlordane was detected between the MDL and the RL in the method blank for batch 265307; this analyte was either not detected in samples at or above the RL, or detected at a level at least 10 times that of the blank. Gamma-chlordane was detected between the MDL and the RL in the method blank for batch 265331; this analyte was not detected in samples at or above the RL. Many samples were diluted due to the color of the sample extracts. S-3-(1) (lab # 304731-011) was diluted due to the dark and viscous nature of the sample extract. No other analytical problems were encountered.

Metals (EPA 6010B and EPA 7471A):

Low recoveries were observed for many analytes in the MS/MSD of S-3-(10) (lab # 304731-013); the BS/BSD were within limits, and the associated RPDs were within limits. Low recoveries were observed for antimony in the MS/MSD of S-7-(20) (lab # 304731-037); the BS/BSD were within limits, and the associated RPD was within limits. Low recoveries were observed for a number of analytes in the MS/MSD of S-8-(1) (lab # 304731-038); the BS/BSD were within limits. High RPD was observed for barium; the RPD was acceptable in the BS/BSD. Low recoveries were observed for antimony in the MS/MSD for batch 265238; the parent sample was not a project sample, the BS/BSD were within limits, and the associated RPD was within limits. Low recoveries were observed for barium and antimony in the MS/MSD of W-1-(20) (lab #

CASE NARRATIVE

Laboratory number: 304731
Client: WSP
Project: VALLCO
Location: Vallco Cupertino, CA
Request Date: 11/03/18
Samples Received: 11/01/18

Metals (EPA 6010B and EPA 7471A):

304731-053); the BS/BSD were within limits. High recoveries were observed for chromium and vanadium; the BS/BSD were within limits, and the associated RPDs were within limits. High RPD was observed for barium; the RPD was acceptable in the BS/BSD. High recovery was observed for mercury in the MS of S-4-(20) (lab # 304731-020); the BS/BSD were within limits, and the associated RPD was within limits. High recovery was observed for mercury in the MSD of W-5-(20) (lab # 304731-047); the BS/BSD were within limits, and the associated RPD was within limits. Arsenic and molybdenum were detected between the MDL and the RL in the method blank for batch 265201. Arsenic and zinc were detected between the MDL and the RL in the method blank for batch 265237; these analytes were detected in samples at a level at least 10 times that of the blank. Antimony, thallium, and zinc were detected between the MDL and the RL in the method blank for batch 265253; these analytes were either not detected in samples at or above the RL, or detected at a level at least 10 times that of the blank. No other analytical problems were encountered.

Chlorophenoxy Herbicides (EPA 8151):

Eurofins (CalScience) in Garden Grove, CA performed the analysis (NELAP certified). Please see the Eurofins (CalScience) case narrative.

204731

CHAIN-OF-CUSTODY RECORD

Sample Identification	Matrix	Collection Start*		Collection Stop*		Number of Containers	Requested Analyses & Preservatives						Sample Comments
		Date	Time	Date	Time		Metals THe22 (6010B)	Herbicides ** (8151)	Pesticides ** (8081)	SVOCs ** (8276)	TPH-g (8015)	TPH-dmo (8015)	
5-1-(1)	S	10/30/18	1015	—	—	2	X	X	X	X	X	X	* Sample nomenclature
5-1-(5)	S	10/30/18	1025	—	—	2	X	X	X	X	X	X	is location - (depth)
5-1-(10)	S	10/30/18	1035	—	—	2	X	X	X	X	X	X	please hold all
5-1-(15)	S	10/30/18	1050	—	—	2	X	X	X	X	X	X	Samples for herbicide,
5-1-(20)	S	10/30/18	1100	—	—	2	X	X	X	X	X	X	pesticide, and ova
5-2-(1)	S	10/30/18	1040	—	—	2	X	X	X	X	X	X	depths 10, 15, and
5-2-(5)	S	10/30/18	1045	—	—	2	X	X	X	X	X	X	20'
5-2-(10)	S	10/30/18	1055	—	—	2	X	X	X	X	X	X	- include flags
5-2-(15)	S	10/30/18	1110	—	—	2	X	X	X	X	X	X	- include EDT
5-2-(20)	S	10/30/18	1120	—	—	2	X	X	X	X	X	X	
5-3-(1)	S	10/30/18	0845	—	—	2	X	X	X	X	X	X	
5-3-(5)	S	10/30/18	0850	—	—	2	X	X	X	X	X	X	
5-3-(10)	S	10/30/18	0905	—	—	2	X	X	X	X	X	X	
5-3-(15)	S	10/30/18	0915	—	—	2	X	X	X	X	X	X	
5-3-(20)	S	10/30/18	0920	—	—	2	X	X	X	X	X	X	
Relinquished By (Signature)		Date	Time	Receiver By (Signature)	Date	Time	Date	Time	Date	Time	Time	Time	
<i>[Signature]</i>		11-1	1410	<i>[Signature]</i>	11-1	1410	11-1	1410	11-1	1410	1410	1410	
<i>[Signature]</i>		11-1	1728	<i>[Signature]</i>	11-1	1728	11-1	1728	11-1	1728	1728	1728	

* Use stop time/date for composite and/or air samples; use only start time/date for all other samples.

304731

CHAIN-OF-CUSTODY RECORD

Sample Identification	Matrix	Collection Start*		Collection Stop*		Number of Containers	Requested Analyses & Preservatives						Sample Comments
		Date	Time	Date	Time		Herbicides** (8151)	SVOCs** (8270)	TPH-g (8015)	TPH-dims (8015)	Tracking Number(s)		
		Date	Time	Date	Time		Herbicides** (8151)	SVOCs** (8270)	TPH-g (8015)	TPH-dims (8015)			
16 S-4-(1)	S	10/20/18	0915	—	—	2	X	X	X	X		** Sample nomenclature is location - depth please hold all	
17 S-4-(5)	S	10/20/18	0730	—	—	2	X	X	X	X			
18 S-4-(10)	S	10/20/18	0940	—	—	2	X	X	X	X		Samples for herbicide, pesticide, and SVOC analysis @ depths 10, 15, 20	
19 S-4-(15)	S	10/20/18	0955	—	—	2	X	X	X	X			
20 S-4-(20)	S	10/20/18	1005	—	—	2	X	X	X	X			
21 S-5-(1)	S	10/20/18	1230	—	—	2	X	X	X	X		- please include j-flags	
22 S-5-(5)	S	10/20/18	1240	—	—	2	X	X	X	X		- please include excel EDD	
23 S-5-(10)	S	10/20/18	1300	—	—	2	X	X	X	X			
24 S-5-(15)	S	10/20/18	1305	—	—	2	X	X	X	X			
25 S-5-(20)	S	10/20/18	1310	—	—	2	X	X	X	X			
26 S-6-(1)	S	10/20/18	1400	—	—	2	X	X	X	X			
27 S-6-(5)	S	10/20/18	1405	—	—	2	X	X	X	X			
28 S-6-(10)	S	10/20/18	1415	—	—	2	X	X	X	X			
29 S-6-(15)	S	10/20/18	1455	—	—	2	X	X	X	X			
30 S-6-(20)	S	10/20/18	1530	—	—	2	X	X	X	X			
Relinquished By (Signature)		Date	Time	Received By (Signature)	Time	Date	Time	Shipment Method		Tracking Number(s)			
		11-1	1410		1410	11-1	1410						
Relinquished By (Signature)		Date	Time	Received By (Signature)	Time	Date	Time	Number of Packages		Custody Seal Number(s)			
		11-1	1728		1728	11/1/18	1728						

No. 008000
 Laboratory Name & Location: Enthalpy
 Laboratory Project Manager: Patrick
 Requested Turn-Around-Time: Standard 24 HR 48 HR 72 HR HR

Project Name: 2025 Gateway Pl. # 348 San Jose, CA 95110
 Project Location: Vallco
 Project Number & Task: Cupert1010
 WSP USA Office Address: 2025 Gateway Pl. # 348 San Jose, CA 95110
 WSP USA Contact Name: Elena Robertson
 WSP USA Contact E-mail: elena.robertson@wsp.com
 WSP USA Contact Phone: 408-453-6100
 Sampler(s) Name(s): Elena Robertson
 Sampler(s) Signature(s):

*Use stop time/date for composite and/or air samples; use only start time/date for all other samples. Matrix: AQ = Aqueous, S = Soil, SE = Sediment, A = Air, W = Wipe, B = Bulk, O = Other (detail in comments)

304731

CHAIN-OF-CUSTODY RECORD

Sample Identification	Matrix	Collection Start*		Collection Stop*		Number of Containers	Requested Analyses & Preservatives						Sample Comments
		Date	Time	Date	Time		Herbicides** (8151)	Pesticides** (8270)	SVOCs** (8015)	TPH-g (8015)	TPH-dms (8015)	Metals in the 22 (60103)	
S-6-(11)-R1	S	10/30/18	1240	—	—	2	X	X	X	X	X	X	Sample nomenclature is location - (depth)
S-6-(5)-R1	S	10/30/18	1305	—	—	2	X	X	X	X	X	X	Please hold all
S-7-(2)	S	10/30/18	1415	—	—	2	X	X	X	X	X	X	Samples for herbicide, pesticide, and SVOC
S-7-(5)	S	10/30/18	1440	—	—	2	X	X	X	X	X	X	analysis @ depths 10, 15, and 20
S-7-(10)	S	10/30/18	1450	—	—	2	X	X	X	X	X	X	1.) Do not analyze
S-7-(15)	S	10/30/18	1530	—	—	2	X	X	X	X	X	X	Samples S-6-(1)-R and S-6-(5)-R
S-7-(20)	S	10/30/18	1535	—	—	2	X	X	X	X	X	X	-include J-Flags
S-8-(11)	S	10/30/18	1705	—	—	2	X	X	X	X	X	X	-include excel
S-8-(5)	S	10/30/18	1715	—	—	2	X	X	X	X	X	X	EPP
S-8-(10)	S	10/30/18	1725	—	—	2	X	X	X	X	X	X	
S-8-(15)	S	10/30/18	1730	—	—	2	X	X	X	X	X	X	
S-8-(20)	S	10/30/18	1750	—	—	2	X	X	X	X	X	X	
W-5-(1)	S	10/30/18	1720	—	—	2	X	X	X	X	X	X	
W-5-(5)	S	10/30/18	1725	—	—	2	X	X	X	X	X	X	
W-5-(10)	S	10/30/18	1735	—	—	2	X	X	X	X	X	X	
Relinquished By (Signature)		Date	Time	Received By (Signature)		Time	Date	Time	Shipment Method		Tracking Number(s)		
		11-1	1410			1410	11-1	1410					
Relinquished By (Signature)		Date	Time	Received By (Signature)		Time	Date	Time	Number of Packages		Custody Seal Number(s)		
		11-1	1738			1738	11-1	1738					

*Use stop time/date for composite and/or air samples; use only start time/date for all other samples. Matrix: AQ = Aqueous, S = Soil, SE = Sediment, A = Air, W = Wipe, B = Bulk, O = Other (detail in comments)

30473

CHAIN-OF-CUSTODY RECORD

Sample Identification	Matrix	Collection Start*		Collection Stop*		Number of Containers	Requested Analyses & Preservatives						Sample Comments
		Date	Time	Date	Time		Metals Lite 22 (4010B)	Herbicides* (8151)	Pesticides* (8081)	SWCS** (8270)	TPH-g (8015)	TPH-d (8015)	
W-5-(15)	S	10/30/18	1745			2	X	X	X	X	X	X	
W-5-(20)	S	10/30/18	1750			2	X	X	X	X	X	X	
EB-1	AQ	10/31/18	1020			3	X	X	X	X	X	X	
W-1-(11)	S	10/31/18	0805			2	X	X	X	X	X	X	
W-1-(5)	S	10/31/18	0810			2	X	X	X	X	X	X	
W-1-(10)	S	10/31/18	0815			2	X	X	X	X	X	X	
W-1-(15)	S	10/31/18	0820			2	X	X	X	X	X	X	
W-1-(20)	S	10/31/18	0830			2	X	X	X	X	X	X	
E-2-(1)	S	10/31/18	0930			2	X	X	X	X	X	X	
E-2-(5)	S	10/31/18	0935			2	X	X	X	X	X	X	
E-2-(10)	S	10/31/18	0940			2	X	X	X	X	X	X	
E-2-(15)	S	10/31/18	0945			2	X	X	X	X	X	X	
E-2-(20)	S	10/31/18	1000			2	X	X	X	X	X	X	
W-2-(2)	S	10/31/18	1105			2	X	X	X	X	X	X	
W-2-(5)	S	10/31/18	1115			2	X	X	X	X	X	X	
Relinquished By (Signature)		Date	Time	Received By (Signature)		Date	Time	Date	Time	Shipment Method	Tracking Number(s)		
<i>[Signature]</i>		11-1	1410	<i>[Signature]</i>		11-1	1410						
Relinquished By (Signature)		Date	Time	Received By (Signature)		Date	Time	Date	Time	Number of Packages	Custody Seal Number(s)		
<i>[Signature]</i>		11-1	1728	<i>[Signature]</i>		11-1	1726						

46
47
48
49
50
51
52
53
54
55
56
57
58
59
60

*Use stop time/date for composite and/or air samples; use only start time/date for all other samples. Matrix: AQ = Aqueous, S = Soil, SE = Sediment, A = Air, W = Wipe, B = Bulk, O = Other (detail in comments)

32473

CHAIN-OF-CUSTODY RECORD

Sample Identification	Matrix	Collection Start*		Collection Stop*		Number of Containers	Requested Analyses & Preservatives						Sample Comments
		Date	Time	Date	Time		Metals Title 22 (60103)	Herbicides** (851)	Pesticides** (8081)	SVOCs** (8270)	TPH-g (8015)	TPH-prim (8015)	
W-2-(10)	S	10/31/18	11:30			2	X	X	X	X	X	X	** Sample nomenclature is location - depth
W-2-(15)	S	10/31/18	11:40			2	X	X	X	X	X	X	Please hold all
W-2-(20)	S	10/31/18	11:45			2	X	X	X	X	X	X	Samples for
W-3-(1)	S	10/31/18	12:50			2	X	X	X	X	X	X	herbicide, pesticide,
W-3-(5)	S	10/31/18	13:00			2	X	X	X	X	X	X	and SVOC analysis
W-3-(10)	S	10/31/18	13:05			2	X	X	X	X	X	X	depths 10, 15, 20
W-3-(15)	S	10/31/18	13:05			2	X	X	X	X	X	X	
W-3-(20)	S	10/31/18	13:20			2	X	X	X	X	X	X	- Please include j-tags
W-4-(1)	S	10/31/18	13:45			2	X	X	X	X	X	X	- Please include
W-4-(5)	S	10/31/18	13:55			2	X	X	X	X	X	X	Excel EPD
W-4-(10)	S	10/31/18	14:05			2	X	X	X	X	X	X	
W-4-(15)	S	10/31/18	14:10			2	X	X	X	X	X	X	
W-4-(20)	S	10/31/18	14:15			2	X	X	X	X	X	X	
S-													

Relinquished By (Signature)	Date	Time	Received By (Signature)	Date	Time	Shipment Method	Tracking Number(s)
	11-1	1410		11-1	1410		
	11-1	1728		11-1	1728		

*Use stop time/date for composite and/or air samples; use only start time/date for all other samples. Matrix: AO = Aqueous, S = Soil, SE = Sediment, A = Air, W = Wipe, B = Bulk, O = Other (detail in comments)

SAMPLE RECEIPT CHECKLIST



Section 1: Login # 304731
Date Received: 11/1/18

Client: WSP
Project: _____

Section 2: Samples received in a cooler? Yes, how many? 6 No (skip Section 3 below)
If no cooler Sample Temp (°C): _____ using IR Gun # A, or B
 Samples received on ice directly from the field. Cooling process had begun
If in cooler: Date Opened 11/1/18 By (print) AL (sign) [Signature]
Shipping info (if applicable) _____
Are custody seals present? No, or Yes. If yes, where? on cooler, on samples, on package
 Date: _____ How many _____ Signature, Initials, None
Were custody seals intact upon arrival? Yes No N/A

Section 3: **Important : Notify PM if temperature exceeds 6°C or arrive frozen.**
Packing in cooler: (if other, describe) _____
 Bubble Wrap, Foam blocks, Bags, None, Cloth material, Cardboard, Styrofoam, Paper towels
 Samples received on ice directly from the field. Cooling process had begun
Type of ice used: Wet, Blue/Gel, None Temperature blank(s) included? Yes, No
Temperature measured using Thermometer ID: _____ or IR Gun # A B
Cooler Temp (°C): #1: 2.8, #2: 5.5, #3: 4.1, #4: 3.5, #5: 1.9, #6: 2.0, #7: _____

Section 4:	YES	NO	N/A
Were custody papers dry, filled out properly, and the project identifiable	/		
Were Method 5035 sampling containers present?		/	
If YES, what time were they transferred to freezer?			
Did all bottles arrive unbroken/unopened?	/		
Are there any missing / extra samples?		/	
Are samples in the appropriate containers for indicated tests?	/		
Are sample labels present, in good condition and complete?	/		
Does the container count match the COC?	/		
Do the sample labels agree with custody papers?	/		
Was sufficient amount of sample sent for tests requested?	/		
Did you change the hold time in LIMS for unpreserved VOAs?			/
Did you change the hold time in LIMS for preserved terracoeres?			/
Are bubbles > 6mm absent in VOA samples?	/		
Was the client contacted concerning this sample delivery?	/	/	
If YES, who was called? _____ By _____ Date: _____			

Section 5:
Are the samples appropriately preserved? (if N/A, skip the rest of section 5)
Did you check preservatives for all bottles for each sample?
Did you document your preservative check?
pH strip lot# _____, pH strip lot# _____, pH strip lot# _____
Preservative added:
 H2SO4 lot# _____ added to samples _____ on/at _____
 HCL lot# _____ added to samples _____ on/at _____
 HNO3 lot# _____ added to samples _____ on/at _____
 NaOH lot# _____ added to samples _____ on/at _____

Section 6:
Explanations/Comments: _____

Date Logged in 11/3/18 By (print) AL (sign) [Signature]
Date Labeled 11/3/18 By (print) AL (sign) [Signature]

Detections Summary for 304731

Results for any subcontracted analyses are not included in this summary.

Client : WSP
 Project : VALLCO
 Location : Vallco Cupertino, CA

Client Sample ID : S-1-(1)

Laboratory Sample ID :

304731-001

Analyte	Result	Flags	RL	MDL	Units	Basis	IDF	Method	Prep Method
Diesel C10-C24	12	Y	3.0	0.91	mg/Kg	As Recd	3.000	EPA 8015B	EPA 3550C
Motor Oil C24-C36	270		15	4.5	mg/Kg	As Recd	3.000	EPA 8015B	EPA 3550C
Dieldrin	3.8	J	22	0.80	ug/Kg	As Recd	10.00	EPA 8081A	EPA 3546
4,4'-DDE	19	J	22	0.80	ug/Kg	As Recd	10.00	EPA 8081A	EPA 3546
4,4'-DDT	11	J	22	3.3	ug/Kg	As Recd	10.00	EPA 8081A	EPA 3546
gamma-Chlordane	1.2	C,J	11	1.1	ug/Kg	As Recd	10.00	EPA 8081A	EPA 3546
Antimony	0.54	J	2.0	0.073	mg/Kg	As Recd	1.000	EPA 6010B	EPA 3050B
Arsenic	3.7		1.5	0.070	mg/Kg	As Recd	1.000	EPA 6010B	EPA 3050B
Barium	160		0.27	0.032	mg/Kg	As Recd	1.000	EPA 6010B	EPA 3050B
Beryllium	0.45		0.11	0.011	mg/Kg	As Recd	1.000	EPA 6010B	EPA 3050B
Cadmium	0.19	J	0.27	0.018	mg/Kg	As Recd	1.000	EPA 6010B	EPA 3050B
Chromium	65		0.27	0.052	mg/Kg	As Recd	1.000	EPA 6010B	EPA 3050B
Cobalt	15		0.27	0.015	mg/Kg	As Recd	1.000	EPA 6010B	EPA 3050B
Copper	31		0.27	0.061	mg/Kg	As Recd	1.000	EPA 6010B	EPA 3050B
Lead	7.1		1.0	0.060	mg/Kg	As Recd	1.000	EPA 6010B	EPA 3050B
Mercury	0.052		0.017	0.0030	mg/Kg	As Recd	1.000	EPA 7471A	METHOD
Molybdenum	0.39		0.27	0.028	mg/Kg	As Recd	1.000	EPA 6010B	EPA 3050B
Nickel	87		0.27	0.053	mg/Kg	As Recd	1.000	EPA 6010B	EPA 3050B
Vanadium	51		0.27	0.056	mg/Kg	As Recd	1.000	EPA 6010B	EPA 3050B
Zinc	49		1.1	0.23	mg/Kg	As Recd	1.000	EPA 6010B	EPA 3050B

Client Sample ID : S-1-(5)

Laboratory Sample ID :

304731-002

Analyte	Result	Flags	RL	MDL	Units	Basis	IDF	Method	Prep Method
Diesel C10-C24	1.3	Y	1.0	0.30	mg/Kg	As Recd	1.000	EPA 8015B	EPA 3550C
Motor Oil C24-C36	3.3	J	5.0	1.5	mg/Kg	As Recd	1.000	EPA 8015B	EPA 3550C
Dieldrin	0.79	J	2.2	0.079	ug/Kg	As Recd	1.000	EPA 8081A	EPA 3546
4,4'-DDE	9.1	#	2.2	0.079	ug/Kg	As Recd	1.000	EPA 8081A	EPA 3546
4,4'-DDT	3.4		2.2	0.33	ug/Kg	As Recd	1.000	EPA 8081A	EPA 3546
gamma-Chlordane	0.33	J	1.1	0.14	ug/Kg	As Recd	1.000	EPA 8081A	EPA 3546
Antimony	0.49	J	2.0	0.072	mg/Kg	As Recd	1.000	EPA 6010B	EPA 3050B
Arsenic	3.1		1.5	0.070	mg/Kg	As Recd	1.000	EPA 6010B	EPA 3050B
Barium	140		0.26	0.032	mg/Kg	As Recd	1.000	EPA 6010B	EPA 3050B
Beryllium	0.52		0.11	0.011	mg/Kg	As Recd	1.000	EPA 6010B	EPA 3050B
Cadmium	0.18	J	0.26	0.017	mg/Kg	As Recd	1.000	EPA 6010B	EPA 3050B
Chromium	87		0.26	0.052	mg/Kg	As Recd	1.000	EPA 6010B	EPA 3050B
Cobalt	16		0.26	0.015	mg/Kg	As Recd	1.000	EPA 6010B	EPA 3050B
Copper	29		0.26	0.060	mg/Kg	As Recd	1.000	EPA 6010B	EPA 3050B
Lead	6.4		1.0	0.059	mg/Kg	As Recd	1.000	EPA 6010B	EPA 3050B
Mercury	0.050		0.018	0.0031	mg/Kg	As Recd	1.000	EPA 7471A	METHOD
Molybdenum	0.26	J	0.26	0.027	mg/Kg	As Recd	1.000	EPA 6010B	EPA 3050B
Nickel	74		0.26	0.053	mg/Kg	As Recd	1.000	EPA 6010B	EPA 3050B
Vanadium	69		0.26	0.055	mg/Kg	As Recd	1.000	EPA 6010B	EPA 3050B
Zinc	47		1.1	0.22	mg/Kg	As Recd	1.000	EPA 6010B	EPA 3050B

Client Sample ID : S-1-(10)

Laboratory Sample ID :

304731-003

Analyte	Result	Flags	RL	MDL	Units	Basis	IDF	Method	Prep Method
Diesel C10-C24	0.48	J	1.0	0.31	mg/Kg	As Recd	1.000	EPA 8015B	EPA 3550C
Antimony	0.33	J	2.0	0.075	mg/Kg	As Recd	1.000	EPA 6010B	EPA 3050B
Arsenic	4.1		1.5	0.072	mg/Kg	As Recd	1.000	EPA 6010B	EPA 3050B
Barium	200		0.27	0.033	mg/Kg	As Recd	1.000	EPA 6010B	EPA 3050B
Beryllium	0.64		0.11	0.011	mg/Kg	As Recd	1.000	EPA 6010B	EPA 3050B
Cadmium	0.20	J	0.27	0.018	mg/Kg	As Recd	1.000	EPA 6010B	EPA 3050B
Chromium	94		0.27	0.053	mg/Kg	As Recd	1.000	EPA 6010B	EPA 3050B
Cobalt	21		0.27	0.016	mg/Kg	As Recd	1.000	EPA 6010B	EPA 3050B
Copper	46		0.27	0.062	mg/Kg	As Recd	1.000	EPA 6010B	EPA 3050B
Lead	8.1		1.0	0.061	mg/Kg	As Recd	1.000	EPA 6010B	EPA 3050B
Mercury	0.049		0.016	0.0029	mg/Kg	As Recd	1.000	EPA 7471A	METHOD
Molybdenum	0.25	J	0.27	0.028	mg/Kg	As Recd	1.000	EPA 6010B	EPA 3050B
Nickel	110		0.27	0.054	mg/Kg	As Recd	1.000	EPA 6010B	EPA 3050B
Vanadium	64		0.27	0.057	mg/Kg	As Recd	1.000	EPA 6010B	EPA 3050B
Zinc	65		1.1	0.23	mg/Kg	As Recd	1.000	EPA 6010B	EPA 3050B

Client Sample ID : S-1-(15)

Laboratory Sample ID :

304731-004

Analyte	Result	Flags	RL	MDL	Units	Basis	IDF	Method	Prep Method
Diesel C10-C24	0.99	J	1.0	0.31	mg/Kg	As Recd	1.000	EPA 8015B	EPA 3550C
Antimony	0.23	J	2.0	0.067	mg/Kg	As Recd	1.000	EPA 6010B	EPA 3050B
Arsenic	3.0		1.5	0.065	mg/Kg	As Recd	1.000	EPA 6010B	EPA 3050B
Barium	130		0.25	0.029	mg/Kg	As Recd	1.000	EPA 6010B	EPA 3050B
Beryllium	0.57		0.098	0.0098	mg/Kg	As Recd	1.000	EPA 6010B	EPA 3050B
Cadmium	0.20	J	0.25	0.016	mg/Kg	As Recd	1.000	EPA 6010B	EPA 3050B
Chromium	93		0.25	0.048	mg/Kg	As Recd	1.000	EPA 6010B	EPA 3050B
Cobalt	18		0.25	0.014	mg/Kg	As Recd	1.000	EPA 6010B	EPA 3050B
Copper	37		0.25	0.056	mg/Kg	As Recd	1.000	EPA 6010B	EPA 3050B
Lead	5.7		0.98	0.055	mg/Kg	As Recd	1.000	EPA 6010B	EPA 3050B
Mercury	0.088		0.016	0.0028	mg/Kg	As Recd	1.000	EPA 7471A	METHOD
Molybdenum	0.24	J	0.25	0.026	mg/Kg	As Recd	1.000	EPA 6010B	EPA 3050B
Nickel	85		0.25	0.049	mg/Kg	As Recd	1.000	EPA 6010B	EPA 3050B
Vanadium	81		0.25	0.051	mg/Kg	As Recd	1.000	EPA 6010B	EPA 3050B
Zinc	52		0.98	0.21	mg/Kg	As Recd	1.000	EPA 6010B	EPA 3050B

Client Sample ID : S-1-(20)

Laboratory Sample ID :

304731-005

Analyte	Result	Flags	RL	MDL	Units	Basis	IDF	Method	Prep Method
Diesel C10-C24	0.55	J	1.0	0.31	mg/Kg	As Recd	1.000	EPA 8015B	EPA 3550C
Motor Oil C24-C36	1.8	J	5.0	1.5	mg/Kg	As Recd	1.000	EPA 8015B	EPA 3550C
Antimony	0.45	J	1.9	0.066	mg/Kg	As Recd	1.000	EPA 6010B	EPA 3050B
Arsenic	4.0		1.4	0.064	mg/Kg	As Recd	1.000	EPA 6010B	EPA 3050B
Barium	100		0.24	0.029	mg/Kg	As Recd	1.000	EPA 6010B	EPA 3050B
Beryllium	0.47		0.096	0.0096	mg/Kg	As Recd	1.000	EPA 6010B	EPA 3050B
Cadmium	0.20	J	0.24	0.016	mg/Kg	As Recd	1.000	EPA 6010B	EPA 3050B
Chromium	45		0.24	0.047	mg/Kg	As Recd	1.000	EPA 6010B	EPA 3050B
Cobalt	11		0.24	0.014	mg/Kg	As Recd	1.000	EPA 6010B	EPA 3050B
Copper	28		0.24	0.055	mg/Kg	As Recd	1.000	EPA 6010B	EPA 3050B
Lead	6.4		0.96	0.054	mg/Kg	As Recd	1.000	EPA 6010B	EPA 3050B
Mercury	0.099		0.017	0.0030	mg/Kg	As Recd	1.000	EPA 7471A	METHOD
Molybdenum	0.58		0.24	0.025	mg/Kg	As Recd	1.000	EPA 6010B	EPA 3050B
Nickel	57		0.24	0.048	mg/Kg	As Recd	1.000	EPA 6010B	EPA 3050B
Vanadium	43		0.24	0.050	mg/Kg	As Recd	1.000	EPA 6010B	EPA 3050B
Zinc	46		0.96	0.20	mg/Kg	As Recd	1.000	EPA 6010B	EPA 3050B

Client Sample ID : S-2-(1)

Laboratory Sample ID :

304731-006

Analyte	Result	Flags	RL	MDL	Units	Basis	IDF	Method	Prep Method
Diesel C10-C24	0.82	J	1.0	0.31	mg/Kg	As Recd	1.000	EPA 8015B	EPA 3550C
Motor Oil C24-C36	5.3		5.0	1.5	mg/Kg	As Recd	1.000	EPA 8015B	EPA 3550C
Dieldrin	0.99	J	2.2	0.079	ug/Kg	As Recd	1.000	EPA 8081A	EPA 3546
4,4'-DDE	3.5	#	2.2	0.079	ug/Kg	As Recd	1.000	EPA 8081A	EPA 3546
4,4'-DDD	0.57	J	2.2	0.079	ug/Kg	As Recd	1.000	EPA 8081A	EPA 3546
4,4'-DDT	1.3	J	2.2	0.33	ug/Kg	As Recd	1.000	EPA 8081A	EPA 3546
gamma-Chlordane	0.24	C,J	1.1	0.11	ug/Kg	As Recd	1.000	EPA 8081A	EPA 3546
Antimony	0.46	J	1.9	0.067	mg/Kg	As Recd	1.000	EPA 6010B	EPA 3050B
Arsenic	3.6		1.5	0.064	mg/Kg	As Recd	1.000	EPA 6010B	EPA 3050B
Barium	190		0.24	0.029	mg/Kg	As Recd	1.000	EPA 6010B	EPA 3050B
Beryllium	0.54		0.097	0.0097	mg/Kg	As Recd	1.000	EPA 6010B	EPA 3050B
Cadmium	0.18	J	0.24	0.016	mg/Kg	As Recd	1.000	EPA 6010B	EPA 3050B
Chromium	76		0.24	0.048	mg/Kg	As Recd	1.000	EPA 6010B	EPA 3050B
Cobalt	18		0.24	0.014	mg/Kg	As Recd	1.000	EPA 6010B	EPA 3050B
Copper	41		0.24	0.055	mg/Kg	As Recd	1.000	EPA 6010B	EPA 3050B
Lead	7.6		0.97	0.055	mg/Kg	As Recd	1.000	EPA 6010B	EPA 3050B
Mercury	0.062		0.016	0.0028	mg/Kg	As Recd	1.000	EPA 7471A	METHOD
Molybdenum	0.19	J	0.24	0.025	mg/Kg	As Recd	1.000	EPA 6010B	EPA 3050B
Nickel	86		0.24	0.049	mg/Kg	As Recd	1.000	EPA 6010B	EPA 3050B
Vanadium	52		0.24	0.051	mg/Kg	As Recd	1.000	EPA 6010B	EPA 3050B
Zinc	58		0.97	0.21	mg/Kg	As Recd	1.000	EPA 6010B	EPA 3050B

Client Sample ID : S-2-(5)

Laboratory Sample ID :

304731-007

Analyte	Result	Flags	RL	MDL	Units	Basis	IDF	Method	Prep Method
Diesel C10-C24	11	Y	3.0	0.92	mg/Kg	As Recd	3.000	EPA 8015B	EPA 3550C
Motor Oil C24-C36	260		15	4.5	mg/Kg	As Recd	3.000	EPA 8015B	EPA 3550C
Antimony	0.45	J	2.0	0.069	mg/Kg	As Recd	1.000	EPA 6010B	EPA 3050B
Arsenic	3.1		1.5	0.067	mg/Kg	As Recd	1.000	EPA 6010B	EPA 3050B
Barium	180		0.25	0.030	mg/Kg	As Recd	1.000	EPA 6010B	EPA 3050B
Beryllium	0.42		0.10	0.010	mg/Kg	As Recd	1.000	EPA 6010B	EPA 3050B
Cadmium	0.19	J	0.25	0.017	mg/Kg	As Recd	1.000	EPA 6010B	EPA 3050B
Chromium	74		0.25	0.050	mg/Kg	As Recd	1.000	EPA 6010B	EPA 3050B
Cobalt	13		0.25	0.015	mg/Kg	As Recd	1.000	EPA 6010B	EPA 3050B
Copper	28		0.25	0.058	mg/Kg	As Recd	1.000	EPA 6010B	EPA 3050B
Lead	5.1		1.0	0.057	mg/Kg	As Recd	1.000	EPA 6010B	EPA 3050B
Mercury	0.032		0.017	0.0030	mg/Kg	As Recd	1.000	EPA 7471A	METHOD
Molybdenum	0.76		0.25	0.026	mg/Kg	As Recd	1.000	EPA 6010B	EPA 3050B
Nickel	67		0.25	0.051	mg/Kg	As Recd	1.000	EPA 6010B	EPA 3050B
Vanadium	60		0.25	0.053	mg/Kg	As Recd	1.000	EPA 6010B	EPA 3050B
Zinc	43		1.0	0.21	mg/Kg	As Recd	1.000	EPA 6010B	EPA 3050B

Client Sample ID : S-2-(10)

Laboratory Sample ID :

304731-008

Analyte	Result	Flags	RL	MDL	Units	Basis	IDF	Method	Prep Method
Diesel C10-C24	22	Y	5.0	1.5	mg/Kg	As Recd	5.000	EPA 8015B	EPA 3550C
Motor Oil C24-C36	500		25	7.5	mg/Kg	As Recd	5.000	EPA 8015B	EPA 3550C
Antimony	0.38	J	2.0	0.075	mg/Kg	As Recd	1.000	EPA 6010B	EPA 3050B
Arsenic	3.0		1.5	0.072	mg/Kg	As Recd	1.000	EPA 6010B	EPA 3050B
Barium	250		0.27	0.033	mg/Kg	As Recd	1.000	EPA 6010B	EPA 3050B
Beryllium	0.47		0.11	0.011	mg/Kg	As Recd	1.000	EPA 6010B	EPA 3050B
Cadmium	0.18	J	0.27	0.018	mg/Kg	As Recd	1.000	EPA 6010B	EPA 3050B
Chromium	80		0.27	0.053	mg/Kg	As Recd	1.000	EPA 6010B	EPA 3050B
Cobalt	14		0.27	0.016	mg/Kg	As Recd	1.000	EPA 6010B	EPA 3050B
Copper	27		0.27	0.062	mg/Kg	As Recd	1.000	EPA 6010B	EPA 3050B
Lead	5.1		1.0	0.061	mg/Kg	As Recd	1.000	EPA 6010B	EPA 3050B
Mercury	0.045		0.017	0.0030	mg/Kg	As Recd	1.000	EPA 7471A	METHOD
Molybdenum	1.5		0.27	0.028	mg/Kg	As Recd	1.000	EPA 6010B	EPA 3050B
Nickel	68		0.27	0.054	mg/Kg	As Recd	1.000	EPA 6010B	EPA 3050B
Vanadium	66		0.27	0.057	mg/Kg	As Recd	1.000	EPA 6010B	EPA 3050B
Zinc	42		1.1	0.23	mg/Kg	As Recd	1.000	EPA 6010B	EPA 3050B

Client Sample ID : S-2-(15)

Laboratory Sample ID :

304731-009

Analyte	Result	Flags	RL	MDL	Units	Basis	IDF	Method	Prep Method
Diesel C10-C24	0.40	J	1.0	0.31	mg/Kg	As Recd	1.000	EPA 8015B	EPA 3550C
Antimony	0.29	J	1.9	0.065	mg/Kg	As Recd	1.000	EPA 6010B	EPA 3050B
Arsenic	3.9		1.4	0.062	mg/Kg	As Recd	1.000	EPA 6010B	EPA 3050B
Barium	110		0.24	0.028	mg/Kg	As Recd	1.000	EPA 6010B	EPA 3050B
Beryllium	0.46		0.094	0.0095	mg/Kg	As Recd	1.000	EPA 6010B	EPA 3050B
Cadmium	0.13	J	0.24	0.016	mg/Kg	As Recd	1.000	EPA 6010B	EPA 3050B
Chromium	52		0.24	0.046	mg/Kg	As Recd	1.000	EPA 6010B	EPA 3050B
Cobalt	10		0.24	0.014	mg/Kg	As Recd	1.000	EPA 6010B	EPA 3050B
Copper	30		0.24	0.054	mg/Kg	As Recd	1.000	EPA 6010B	EPA 3050B
Lead	6.0		0.94	0.053	mg/Kg	As Recd	1.000	EPA 6010B	EPA 3050B
Mercury	0.12		0.017	0.0030	mg/Kg	As Recd	1.000	EPA 7471A	METHOD
Molybdenum	0.41		0.24	0.025	mg/Kg	As Recd	1.000	EPA 6010B	EPA 3050B
Nickel	61		0.24	0.047	mg/Kg	As Recd	1.000	EPA 6010B	EPA 3050B
Vanadium	43		0.24	0.049	mg/Kg	As Recd	1.000	EPA 6010B	EPA 3050B
Zinc	44		0.94	0.20	mg/Kg	As Recd	1.000	EPA 6010B	EPA 3050B

Client Sample ID : S-2-(20)

Laboratory Sample ID :

304731-010

Analyte	Result	Flags	RL	MDL	Units	Basis	IDF	Method	Prep Method
Diesel C10-C24	0.42	J	1.0	0.31	mg/Kg	As Recd	1.000	EPA 8015B	EPA 3550C
Antimony	0.55	J	2.0	0.071	mg/Kg	As Recd	1.000	EPA 6010B	EPA 3050B
Arsenic	4.1		1.5	0.068	mg/Kg	As Recd	1.000	EPA 6010B	EPA 3050B
Barium	110		0.26	0.031	mg/Kg	As Recd	1.000	EPA 6010B	EPA 3050B
Beryllium	0.50		0.10	0.010	mg/Kg	As Recd	1.000	EPA 6010B	EPA 3050B
Cadmium	0.20	J	0.26	0.017	mg/Kg	As Recd	1.000	EPA 6010B	EPA 3050B
Chromium	44		0.26	0.051	mg/Kg	As Recd	1.000	EPA 6010B	EPA 3050B
Cobalt	11		0.26	0.015	mg/Kg	As Recd	1.000	EPA 6010B	EPA 3050B
Copper	27		0.26	0.059	mg/Kg	As Recd	1.000	EPA 6010B	EPA 3050B
Lead	6.4		1.0	0.058	mg/Kg	As Recd	1.000	EPA 6010B	EPA 3050B
Mercury	0.13		0.016	0.0028	mg/Kg	As Recd	1.000	EPA 7471A	METHOD
Molybdenum	0.53		0.26	0.027	mg/Kg	As Recd	1.000	EPA 6010B	EPA 3050B
Nickel	58		0.26	0.052	mg/Kg	As Recd	1.000	EPA 6010B	EPA 3050B
Vanadium	41		0.26	0.054	mg/Kg	As Recd	1.000	EPA 6010B	EPA 3050B
Zinc	46		1.0	0.22	mg/Kg	As Recd	1.000	EPA 6010B	EPA 3050B

Client Sample ID : S-3-(1)

Laboratory Sample ID :

304731-011

Analyte	Result	Flags	RL	MDL	Units	Basis	IDF	Method	Prep Method
Diesel C10-C24	68	Y	10	3.1	mg/Kg	As Recd	10.00	EPA 8015B	EPA 3550C
Motor Oil C24-C36	1,600		50	15	mg/Kg	As Recd	10.00	EPA 8015B	EPA 3550C
Antimony	0.53	J	2.0	0.072	mg/Kg	As Recd	1.000	EPA 6010B	EPA 3050B
Arsenic	4.0		1.5	0.070	mg/Kg	As Recd	1.000	EPA 6010B	EPA 3050B
Barium	230		0.26	0.032	mg/Kg	As Recd	1.000	EPA 6010B	EPA 3050B
Beryllium	0.43		0.11	0.011	mg/Kg	As Recd	1.000	EPA 6010B	EPA 3050B
Cadmium	0.24	J	0.26	0.017	mg/Kg	As Recd	1.000	EPA 6010B	EPA 3050B
Chromium	45		0.26	0.052	mg/Kg	As Recd	1.000	EPA 6010B	EPA 3050B
Cobalt	12		0.26	0.015	mg/Kg	As Recd	1.000	EPA 6010B	EPA 3050B
Copper	29		0.26	0.060	mg/Kg	As Recd	1.000	EPA 6010B	EPA 3050B
Lead	5.9		1.0	0.059	mg/Kg	As Recd	1.000	EPA 6010B	EPA 3050B
Mercury	0.060		0.018	0.0031	mg/Kg	As Recd	1.000	EPA 7471A	METHOD
Molybdenum	0.58		0.26	0.027	mg/Kg	As Recd	1.000	EPA 6010B	EPA 3050B
Nickel	55		0.26	0.053	mg/Kg	As Recd	1.000	EPA 6010B	EPA 3050B
Vanadium	46		0.26	0.055	mg/Kg	As Recd	1.000	EPA 6010B	EPA 3050B
Zinc	47		1.1	0.22	mg/Kg	As Recd	1.000	EPA 6010B	EPA 3050B

Client Sample ID : S-3-(5)

Laboratory Sample ID :

304731-012

Analyte	Result	Flags	RL	MDL	Units	Basis	IDF	Method	Prep Method
Diesel C10-C24	0.87	J	1.0	0.31	mg/Kg	As Recd	1.000	EPA 8015B	EPA 3550C
Motor Oil C24-C36	2.1	J	5.0	1.5	mg/Kg	As Recd	1.000	EPA 8015B	EPA 3550C
Dieldrin	0.17	J	2.2	0.080	ug/Kg	As Recd	1.000	EPA 8081A	EPA 3546
4,4'-DDE	3.3	#	2.2	0.080	ug/Kg	As Recd	1.000	EPA 8081A	EPA 3546
4,4'-DDD	0.59	C,J	2.2	0.15	ug/Kg	As Recd	1.000	EPA 8081A	EPA 3546
gamma-Chlordane	0.34	J	1.1	0.14	ug/Kg	As Recd	1.000	EPA 8081A	EPA 3546
Antimony	0.44	J	2.0	0.069	mg/Kg	As Recd	1.000	EPA 6010B	EPA 3050B
Arsenic	3.9		1.5	0.066	mg/Kg	As Recd	1.000	EPA 6010B	EPA 3050B
Barium	150		0.25	0.030	mg/Kg	As Recd	1.000	EPA 6010B	EPA 3050B
Beryllium	0.55		0.10	0.010	mg/Kg	As Recd	1.000	EPA 6010B	EPA 3050B
Cadmium	0.20	J	0.25	0.017	mg/Kg	As Recd	1.000	EPA 6010B	EPA 3050B
Chromium	83		0.25	0.049	mg/Kg	As Recd	1.000	EPA 6010B	EPA 3050B
Cobalt	18		0.25	0.015	mg/Kg	As Recd	1.000	EPA 6010B	EPA 3050B
Copper	41		0.25	0.057	mg/Kg	As Recd	1.000	EPA 6010B	EPA 3050B
Lead	7.6		1.0	0.056	mg/Kg	As Recd	1.000	EPA 6010B	EPA 3050B
Mercury	0.055		0.018	0.0031	mg/Kg	As Recd	1.000	EPA 7471A	METHOD
Molybdenum	0.30		0.25	0.026	mg/Kg	As Recd	1.000	EPA 6010B	EPA 3050B
Nickel	96		0.25	0.050	mg/Kg	As Recd	1.000	EPA 6010B	EPA 3050B
Vanadium	60		0.25	0.052	mg/Kg	As Recd	1.000	EPA 6010B	EPA 3050B
Zinc	60		1.0	0.21	mg/Kg	As Recd	1.000	EPA 6010B	EPA 3050B

Client Sample ID : S-3-(10)

Laboratory Sample ID :

304731-013

Analyte	Result	Flags	RL	MDL	Units	Basis	IDF	Method	Prep Method
Diesel C10-C24	2.2	Y	1.0	0.31	mg/Kg	As Recd	1.000	EPA 8015B	EPA 3550C
Motor Oil C24-C36	8.2		5.0	1.5	mg/Kg	As Recd	1.000	EPA 8015B	EPA 3550C
Antimony	0.81	J	2.0	0.069	mg/Kg	As Recd	1.000	EPA 6010B	EPA 3050B
Arsenic	2.5		1.5	0.067	mg/Kg	As Recd	1.000	EPA 6010B	EPA 3050B
Barium	150		0.25	0.030	mg/Kg	As Recd	1.000	EPA 6010B	EPA 3050B
Beryllium	0.53		0.10	0.010	mg/Kg	As Recd	1.000	EPA 6010B	EPA 3050B
Cadmium	0.20	J	0.25	0.017	mg/Kg	As Recd	1.000	EPA 6010B	EPA 3050B
Chromium	93		0.25	0.050	mg/Kg	As Recd	1.000	EPA 6010B	EPA 3050B
Cobalt	16		0.25	0.015	mg/Kg	As Recd	1.000	EPA 6010B	EPA 3050B
Copper	28		0.25	0.058	mg/Kg	As Recd	1.000	EPA 6010B	EPA 3050B
Lead	5.5		1.0	0.057	mg/Kg	As Recd	1.000	EPA 6010B	EPA 3050B
Mercury	0.042		0.017	0.0030	mg/Kg	As Recd	1.000	EPA 7471A	METHOD
Molybdenum	0.32		0.25	0.026	mg/Kg	As Recd	1.000	EPA 6010B	EPA 3050B
Nickel	80		0.25	0.051	mg/Kg	As Recd	1.000	EPA 6010B	EPA 3050B
Vanadium	75		0.25	0.053	mg/Kg	As Recd	1.000	EPA 6010B	EPA 3050B
Zinc	47		1.0	0.21	mg/Kg	As Recd	1.000	EPA 6010B	EPA 3050B

Client Sample ID : S-3-(15)

Laboratory Sample ID :

304731-014

Analyte	Result	Flags	RL	MDL	Units	Basis	IDF	Method	Prep Method
Diesel C10-C24	0.93	J	1.0	0.31	mg/Kg	As Recd	1.000	EPA 8015B	EPA 3550C
Motor Oil C24-C36	15		5.0	1.5	mg/Kg	As Recd	1.000	EPA 8015B	EPA 3550C
Antimony	0.28	J	1.9	0.064	mg/Kg	As Recd	1.000	EPA 6010B	EPA 3050B
Arsenic	4.9		1.4	0.061	mg/Kg	As Recd	1.000	EPA 6010B	EPA 3050B
Barium	98		0.23	0.028	mg/Kg	As Recd	1.000	EPA 6010B	EPA 3050B
Beryllium	0.56		0.093	0.0093	mg/Kg	As Recd	1.000	EPA 6010B	EPA 3050B
Cadmium	0.15	J	0.23	0.015	mg/Kg	As Recd	1.000	EPA 6010B	EPA 3050B
Chromium	48		0.23	0.045	mg/Kg	As Recd	1.000	EPA 6010B	EPA 3050B
Cobalt	10		0.23	0.013	mg/Kg	As Recd	1.000	EPA 6010B	EPA 3050B
Copper	29		0.23	0.053	mg/Kg	As Recd	1.000	EPA 6010B	EPA 3050B
Lead	7.5		0.93	0.052	mg/Kg	As Recd	1.000	EPA 6010B	EPA 3050B
Mercury	0.081		0.017	0.0030	mg/Kg	As Recd	1.000	EPA 7471A	METHOD
Molybdenum	0.70		0.23	0.024	mg/Kg	As Recd	1.000	EPA 6010B	EPA 3050B
Nickel	64		0.23	0.046	mg/Kg	As Recd	1.000	EPA 6010B	EPA 3050B
Vanadium	45		0.23	0.049	mg/Kg	As Recd	1.000	EPA 6010B	EPA 3050B
Zinc	52		0.93	0.20	mg/Kg	As Recd	1.000	EPA 6010B	EPA 3050B

Client Sample ID : S-3-(20)

Laboratory Sample ID :

304731-015

Analyte	Result	Flags	RL	MDL	Units	Basis	IDF	Method	Prep Method
Diesel C10-C24	1.2	Y	1.0	0.31	mg/Kg	As Recd	1.000	EPA 8015B	EPA 3550C
Motor Oil C24-C36	11		5.0	1.5	mg/Kg	As Recd	1.000	EPA 8015B	EPA 3550C
Antimony	0.64	J	1.9	0.065	mg/Kg	As Recd	1.000	EPA 6010B	EPA 3050B
Arsenic	3.9		1.4	0.063	mg/Kg	As Recd	1.000	EPA 6010B	EPA 3050B
Barium	120		0.24	0.029	mg/Kg	As Recd	1.000	EPA 6010B	EPA 3050B
Beryllium	0.47		0.095	0.0095	mg/Kg	As Recd	1.000	EPA 6010B	EPA 3050B
Cadmium	0.17	J	0.24	0.016	mg/Kg	As Recd	1.000	EPA 6010B	EPA 3050B
Chromium	39		0.24	0.047	mg/Kg	As Recd	1.000	EPA 6010B	EPA 3050B
Cobalt	10		0.24	0.014	mg/Kg	As Recd	1.000	EPA 6010B	EPA 3050B
Copper	26		0.24	0.054	mg/Kg	As Recd	1.000	EPA 6010B	EPA 3050B
Lead	6.2		0.95	0.054	mg/Kg	As Recd	1.000	EPA 6010B	EPA 3050B
Mercury	0.095		0.017	0.0030	mg/Kg	As Recd	1.000	EPA 7471A	METHOD
Molybdenum	0.55		0.24	0.025	mg/Kg	As Recd	1.000	EPA 6010B	EPA 3050B
Nickel	50		0.24	0.048	mg/Kg	As Recd	1.000	EPA 6010B	EPA 3050B
Vanadium	39		0.24	0.050	mg/Kg	As Recd	1.000	EPA 6010B	EPA 3050B
Zinc	42		0.95	0.20	mg/Kg	As Recd	1.000	EPA 6010B	EPA 3050B

Client Sample ID : S-4-(1)

Laboratory Sample ID :

304731-016

Analyte	Result	Flags	RL	MDL	Units	Basis	IDF	Method	Prep Method
Diesel C10-C24	14	Y	1.0	0.31	mg/Kg	As Recd	1.000	EPA 8015B	EPA 3550C
Motor Oil C24-C36	34		5.0	1.5	mg/Kg	As Recd	1.000	EPA 8015B	EPA 3550C
alpha-BHC	0.23	J	1.1	0.088	ug/Kg	As Recd	1.000	EPA 8081A	EPA 3546
beta-BHC	0.087	C,J	1.1	0.064	ug/Kg	As Recd	1.000	EPA 8081A	EPA 3546
delta-BHC	0.094	C,J	1.1	0.079	ug/Kg	As Recd	1.000	EPA 8081A	EPA 3546
Aldrin	0.14	C,J	1.1	0.092	ug/Kg	As Recd	1.000	EPA 8081A	EPA 3546
Dieldrin	15	#	2.2	0.079	ug/Kg	As Recd	1.000	EPA 8081A	EPA 3546
4,4'-DDE	65	#	2.2	0.079	ug/Kg	As Recd	1.000	EPA 8081A	EPA 3546
4,4'-DDD	6.3	#	2.2	0.079	ug/Kg	As Recd	1.000	EPA 8081A	EPA 3546
4,4'-DDT	1.2	C,J	2.2	0.33	ug/Kg	As Recd	1.000	EPA 8081A	EPA 3546
Antimony	0.45	J	1.9	0.067	mg/Kg	As Recd	1.000	EPA 6010B	EPA 3050B
Arsenic	4.5		1.5	0.064	mg/Kg	As Recd	1.000	EPA 6010B	EPA 3050B
Barium	160		0.24	0.029	mg/Kg	As Recd	1.000	EPA 6010B	EPA 3050B
Beryllium	0.51		0.097	0.0097	mg/Kg	As Recd	1.000	EPA 6010B	EPA 3050B
Cadmium	0.26		0.24	0.016	mg/Kg	As Recd	1.000	EPA 6010B	EPA 3050B
Chromium	78		0.24	0.048	mg/Kg	As Recd	1.000	EPA 6010B	EPA 3050B
Cobalt	17		0.24	0.014	mg/Kg	As Recd	1.000	EPA 6010B	EPA 3050B
Copper	39		0.24	0.055	mg/Kg	As Recd	1.000	EPA 6010B	EPA 3050B
Lead	15		0.97	0.055	mg/Kg	As Recd	1.000	EPA 6010B	EPA 3050B
Mercury	0.053		0.016	0.0029	mg/Kg	As Recd	1.000	EPA 7471A	METHOD
Molybdenum	0.36		0.24	0.025	mg/Kg	As Recd	1.000	EPA 6010B	EPA 3050B
Nickel	84		0.24	0.049	mg/Kg	As Recd	1.000	EPA 6010B	EPA 3050B
Vanadium	60		0.24	0.051	mg/Kg	As Recd	1.000	EPA 6010B	EPA 3050B
Zinc	64		0.97	0.21	mg/Kg	As Recd	1.000	EPA 6010B	EPA 3050B

Client Sample ID : S-4-(5)

Laboratory Sample ID :

304731-017

Analyte	Result	Flags	RL	MDL	Units	Basis	IDF	Method	Prep Method
Diesel C10-C24	6.4	Y	2.0	0.62	mg/Kg	As Recd	2.000	EPA 8015B	EPA 3550C
Motor Oil C24-C36	100		10	3.0	mg/Kg	As Recd	2.000	EPA 8015B	EPA 3550C
Antimony	0.37	J	2.0	0.075	mg/Kg	As Recd	1.000	EPA 6010B	EPA 3050B
Arsenic	3.1		1.5	0.072	mg/Kg	As Recd	1.000	EPA 6010B	EPA 3050B
Barium	190		0.27	0.033	mg/Kg	As Recd	1.000	EPA 6010B	EPA 3050B
Beryllium	0.50		0.11	0.011	mg/Kg	As Recd	1.000	EPA 6010B	EPA 3050B
Cadmium	0.18	J	0.27	0.018	mg/Kg	As Recd	1.000	EPA 6010B	EPA 3050B
Chromium	79		0.27	0.053	mg/Kg	As Recd	1.000	EPA 6010B	EPA 3050B
Cobalt	19		0.27	0.016	mg/Kg	As Recd	1.000	EPA 6010B	EPA 3050B
Copper	34		0.27	0.062	mg/Kg	As Recd	1.000	EPA 6010B	EPA 3050B
Lead	6.9		1.0	0.061	mg/Kg	As Recd	1.000	EPA 6010B	EPA 3050B
Mercury	0.087		0.017	0.0029	mg/Kg	As Recd	1.000	EPA 7471A	METHOD
Molybdenum	0.29		0.27	0.028	mg/Kg	As Recd	1.000	EPA 6010B	EPA 3050B
Nickel	90		0.27	0.054	mg/Kg	As Recd	1.000	EPA 6010B	EPA 3050B
Vanadium	59		0.27	0.057	mg/Kg	As Recd	1.000	EPA 6010B	EPA 3050B
Zinc	51		1.1	0.23	mg/Kg	As Recd	1.000	EPA 6010B	EPA 3050B

Client Sample ID : S-4-(10)

Laboratory Sample ID :

304731-018

Analyte	Result	Flags	RL	MDL	Units	Basis	IDF	Method	Prep Method
Diesel C10-C24	1.0	Y	1.0	0.31	mg/Kg	As Recd	1.000	EPA 8015B	EPA 3550C
Motor Oil C24-C36	9.1		5.0	1.5	mg/Kg	As Recd	1.000	EPA 8015B	EPA 3550C
Antimony	0.40	J	2.0	0.071	mg/Kg	As Recd	1.000	EPA 6010B	EPA 3050B
Arsenic	3.3		1.5	0.068	mg/Kg	As Recd	1.000	EPA 6010B	EPA 3050B
Barium	140		0.26	0.031	mg/Kg	As Recd	1.000	EPA 6010B	EPA 3050B
Beryllium	0.53		0.10	0.010	mg/Kg	As Recd	1.000	EPA 6010B	EPA 3050B
Cadmium	0.18	J	0.26	0.017	mg/Kg	As Recd	1.000	EPA 6010B	EPA 3050B
Chromium	80		0.26	0.051	mg/Kg	As Recd	1.000	EPA 6010B	EPA 3050B
Cobalt	18		0.26	0.015	mg/Kg	As Recd	1.000	EPA 6010B	EPA 3050B
Copper	37		0.26	0.059	mg/Kg	As Recd	1.000	EPA 6010B	EPA 3050B
Lead	7.2		1.0	0.058	mg/Kg	As Recd	1.000	EPA 6010B	EPA 3050B
Mercury	0.039		0.016	0.0029	mg/Kg	As Recd	1.000	EPA 7471A	METHOD
Molybdenum	0.33		0.26	0.027	mg/Kg	As Recd	1.000	EPA 6010B	EPA 3050B
Nickel	82		0.26	0.052	mg/Kg	As Recd	1.000	EPA 6010B	EPA 3050B
Vanadium	54		0.26	0.054	mg/Kg	As Recd	1.000	EPA 6010B	EPA 3050B
Zinc	54		1.0	0.22	mg/Kg	As Recd	1.000	EPA 6010B	EPA 3050B

Client Sample ID : S-4-(15)

Laboratory Sample ID :

304731-019

Analyte	Result	Flags	RL	MDL	Units	Basis	IDF	Method	Prep Method
Diesel C10-C24	3.8	Y	1.0	0.31	mg/Kg	As Recd	1.000	EPA 8015B	EPA 3550C
Motor Oil C24-C36	68		5.0	1.5	mg/Kg	As Recd	1.000	EPA 8015B	EPA 3550C
Antimony	0.51	J	1.8	0.063	mg/Kg	As Recd	1.000	EPA 6010B	EPA 3050B
Arsenic	6.2		1.4	0.061	mg/Kg	As Recd	1.000	EPA 6010B	EPA 3050B
Barium	150		0.23	0.028	mg/Kg	As Recd	1.000	EPA 6010B	EPA 3050B
Beryllium	0.69		0.092	0.0092	mg/Kg	As Recd	1.000	EPA 6010B	EPA 3050B
Cadmium	0.25		0.23	0.015	mg/Kg	As Recd	1.000	EPA 6010B	EPA 3050B
Chromium	54		0.23	0.045	mg/Kg	As Recd	1.000	EPA 6010B	EPA 3050B
Cobalt	14		0.23	0.013	mg/Kg	As Recd	1.000	EPA 6010B	EPA 3050B
Copper	42		0.23	0.052	mg/Kg	As Recd	1.000	EPA 6010B	EPA 3050B
Lead	10		0.92	0.052	mg/Kg	As Recd	1.000	EPA 6010B	EPA 3050B
Mercury	0.093		0.017	0.0030	mg/Kg	As Recd	1.000	EPA 7471A	METHOD
Molybdenum	0.91		0.23	0.024	mg/Kg	As Recd	1.000	EPA 6010B	EPA 3050B
Nickel	67		0.23	0.046	mg/Kg	As Recd	1.000	EPA 6010B	EPA 3050B
Vanadium	53		0.23	0.048	mg/Kg	As Recd	1.000	EPA 6010B	EPA 3050B
Zinc	73		0.92	0.20	mg/Kg	As Recd	1.000	EPA 6010B	EPA 3050B

Client Sample ID : S-4-(20)

Laboratory Sample ID :

304731-020

Analyte	Result	Flags	RL	MDL	Units	Basis	IDF	Method	Prep Method
Diesel C10-C24	1.1	Y	1.0	0.31	mg/Kg	As Recd	1.000	EPA 8015B	EPA 3550C
Motor Oil C24-C36	13		5.0	1.5	mg/Kg	As Recd	1.000	EPA 8015B	EPA 3550C
Antimony	0.61	J	2.0	0.075	mg/Kg	As Recd	1.000	EPA 6010B	EPA 3050B
Arsenic	5.0		1.5	0.072	mg/Kg	As Recd	1.000	EPA 6010B	EPA 3050B
Barium	110		0.27	0.033	mg/Kg	As Recd	1.000	EPA 6010B	EPA 3050B
Beryllium	0.55		0.11	0.011	mg/Kg	As Recd	1.000	EPA 6010B	EPA 3050B
Cadmium	0.23	J	0.27	0.018	mg/Kg	As Recd	1.000	EPA 6010B	EPA 3050B
Chromium	48		0.27	0.053	mg/Kg	As Recd	1.000	EPA 6010B	EPA 3050B
Cobalt	13		0.27	0.016	mg/Kg	As Recd	1.000	EPA 6010B	EPA 3050B
Copper	32		0.27	0.062	mg/Kg	As Recd	1.000	EPA 6010B	EPA 3050B
Lead	7.6		1.0	0.061	mg/Kg	As Recd	1.000	EPA 6010B	EPA 3050B
Mercury	0.12		0.018	0.0032	mg/Kg	As Recd	1.000	EPA 7471A	METHOD
Molybdenum	0.67		0.27	0.028	mg/Kg	As Recd	1.000	EPA 6010B	EPA 3050B
Nickel	63		0.27	0.054	mg/Kg	As Recd	1.000	EPA 6010B	EPA 3050B
Vanadium	46		0.27	0.057	mg/Kg	As Recd	1.000	EPA 6010B	EPA 3050B
Zinc	56		1.1	0.23	mg/Kg	As Recd	1.000	EPA 6010B	EPA 3050B

Client Sample ID : S-5-(1)

Laboratory Sample ID :

304731-021

Analyte	Result	Flags	RL	MDL	Units	Basis	IDF	Method	Prep Method
Diesel C10-C24	13	Y	0.99	0.30	mg/Kg	As Recd	1.000	EPA 8015B	EPA 3550C
Motor Oil C24-C36	34		5.0	1.5	mg/Kg	As Recd	1.000	EPA 8015B	EPA 3550C
bis(2-Ethylhexyl)phthalate	9.0	J	330	8.5	ug/Kg	As Recd	1.000	EPA 8270C	EPA 3550C
4,4'-DDE	0.18	C,J	4.3	0.16	ug/Kg	As Recd	2.000	EPA 8081A	EPA 3546
Endrin	0.60	C,J	4.3	0.13	ug/Kg	As Recd	2.000	EPA 8081A	EPA 3546
Endosulfan II	0.18	C,J	4.3	0.16	ug/Kg	As Recd	2.000	EPA 8081A	EPA 3546
Antimony	0.46	J	2.0	0.073	mg/Kg	As Recd	1.000	EPA 6010B	EPA 3050B
Arsenic	3.4		1.5	0.070	mg/Kg	As Recd	1.000	EPA 6010B	EPA 3050B
Barium	180		0.27	0.032	mg/Kg	As Recd	1.000	EPA 6010B	EPA 3050B
Beryllium	0.57		0.11	0.011	mg/Kg	As Recd	1.000	EPA 6010B	EPA 3050B
Cadmium	0.15	J	0.27	0.018	mg/Kg	As Recd	1.000	EPA 6010B	EPA 3050B
Chromium	78		0.27	0.052	mg/Kg	As Recd	1.000	EPA 6010B	EPA 3050B
Cobalt	16		0.27	0.015	mg/Kg	As Recd	1.000	EPA 6010B	EPA 3050B
Copper	37		0.27	0.061	mg/Kg	As Recd	1.000	EPA 6010B	EPA 3050B
Lead	7.4		1.0	0.060	mg/Kg	As Recd	1.000	EPA 6010B	EPA 3050B
Mercury	0.054		0.016	0.0028	mg/Kg	As Recd	1.000	EPA 7471A	METHOD
Molybdenum	0.21	J	0.27	0.028	mg/Kg	As Recd	1.000	EPA 6010B	EPA 3050B
Nickel	92		0.27	0.053	mg/Kg	As Recd	1.000	EPA 6010B	EPA 3050B
Vanadium	50		0.27	0.056	mg/Kg	As Recd	1.000	EPA 6010B	EPA 3050B
Zinc	55		1.1	0.23	mg/Kg	As Recd	1.000	EPA 6010B	EPA 3050B

Client Sample ID : S-5-(5)

Laboratory Sample ID :

304731-022

Analyte	Result	Flags	RL	MDL	Units	Basis	IDF	Method	Prep Method
Diesel C10-C24	1.3	Y	0.99	0.30	mg/Kg	As Recd	1.000	EPA 8015B	EPA 3550C
Motor Oil C24-C36	2.1	J	5.0	1.5	mg/Kg	As Recd	1.000	EPA 8015B	EPA 3550C
Dieldrin	0.80	J	2.2	0.078	ug/Kg	As Recd	1.000	EPA 8081A	EPA 3546
4,4'-DDE	1.5	J	2.2	0.078	ug/Kg	As Recd	1.000	EPA 8081A	EPA 3546
4,4'-DDD	0.48	J	2.2	0.078	ug/Kg	As Recd	1.000	EPA 8081A	EPA 3546
gamma-Chlordane	0.23	C,J	1.1	0.11	ug/Kg	As Recd	1.000	EPA 8081A	EPA 3546
Antimony	0.53	J	2.0	0.071	mg/Kg	As Recd	1.000	EPA 6010B	EPA 3050B
Arsenic	4.1		1.5	0.069	mg/Kg	As Recd	1.000	EPA 6010B	EPA 3050B
Barium	180		0.26	0.031	mg/Kg	As Recd	1.000	EPA 6010B	EPA 3050B
Beryllium	0.57		0.10	0.010	mg/Kg	As Recd	1.000	EPA 6010B	EPA 3050B
Cadmium	0.19	J	0.26	0.017	mg/Kg	As Recd	1.000	EPA 6010B	EPA 3050B
Chromium	88		0.26	0.051	mg/Kg	As Recd	1.000	EPA 6010B	EPA 3050B
Cobalt	19		0.26	0.015	mg/Kg	As Recd	1.000	EPA 6010B	EPA 3050B
Copper	43		0.26	0.059	mg/Kg	As Recd	1.000	EPA 6010B	EPA 3050B
Lead	8.3		1.0	0.059	mg/Kg	As Recd	1.000	EPA 6010B	EPA 3050B
Mercury	0.052		0.016	0.0028	mg/Kg	As Recd	1.000	EPA 7471A	METHOD
Molybdenum	0.24	J	0.26	0.027	mg/Kg	As Recd	1.000	EPA 6010B	EPA 3050B
Nickel	100		0.26	0.052	mg/Kg	As Recd	1.000	EPA 6010B	EPA 3050B
Vanadium	62		0.26	0.055	mg/Kg	As Recd	1.000	EPA 6010B	EPA 3050B
Zinc	63		1.0	0.22	mg/Kg	As Recd	1.000	EPA 6010B	EPA 3050B

Client Sample ID : S-5-(10)

Laboratory Sample ID :

304731-023

Analyte	Result	Flags	RL	MDL	Units	Basis	IDF	Method	Prep Method
Diesel C10-C24	4.6	Y	2.0	0.61	mg/Kg	As Recd	2.000	EPA 8015B	EPA 3550C
Motor Oil C24-C36	97		10	3.0	mg/Kg	As Recd	2.000	EPA 8015B	EPA 3550C
Antimony	0.44	J	1.8	0.063	mg/Kg	As Recd	1.000	EPA 6010B	EPA 3050B
Arsenic	3.2		1.4	0.061	mg/Kg	As Recd	1.000	EPA 6010B	EPA 3050B
Barium	150		0.23	0.028	mg/Kg	As Recd	1.000	EPA 6010B	EPA 3050B
Beryllium	0.62		0.092	0.0092	mg/Kg	As Recd	1.000	EPA 6010B	EPA 3050B
Cadmium	0.24		0.23	0.015	mg/Kg	As Recd	1.000	EPA 6010B	EPA 3050B
Chromium	94		0.23	0.045	mg/Kg	As Recd	1.000	EPA 6010B	EPA 3050B
Cobalt	17		0.23	0.013	mg/Kg	As Recd	1.000	EPA 6010B	EPA 3050B
Copper	39		0.23	0.052	mg/Kg	As Recd	1.000	EPA 6010B	EPA 3050B
Lead	6.7		0.92	0.052	mg/Kg	As Recd	1.000	EPA 6010B	EPA 3050B
Mercury	0.061		0.017	0.0030	mg/Kg	As Recd	1.000	EPA 7471A	METHOD
Molybdenum	0.30		0.23	0.024	mg/Kg	As Recd	1.000	EPA 6010B	EPA 3050B
Nickel	73		0.23	0.046	mg/Kg	As Recd	1.000	EPA 6010B	EPA 3050B
Vanadium	76		0.23	0.048	mg/Kg	As Recd	1.000	EPA 6010B	EPA 3050B
Zinc	56		0.92	0.20	mg/Kg	As Recd	1.000	EPA 6010B	EPA 3050B

Client Sample ID : S-5-(15)

Laboratory Sample ID :

304731-024

Analyte	Result	Flags	RL	MDL	Units	Basis	IDF	Method	Prep Method
Diesel C10-C24	0.33	J	1.0	0.30	mg/Kg	As Recd	1.000	EPA 8015B	EPA 3550C
Antimony	0.70	J	2.0	0.071	mg/Kg	As Recd	1.000	EPA 6010B	EPA 3050B
Arsenic	2.7		1.5	0.069	mg/Kg	As Recd	1.000	EPA 6010B	EPA 3050B
Barium	99		0.26	0.031	mg/Kg	As Recd	1.000	EPA 6010B	EPA 3050B
Beryllium	0.45		0.10	0.010	mg/Kg	As Recd	1.000	EPA 6010B	EPA 3050B
Cadmium	0.095	J	0.26	0.017	mg/Kg	As Recd	1.000	EPA 6010B	EPA 3050B
Chromium	61		0.26	0.051	mg/Kg	As Recd	1.000	EPA 6010B	EPA 3050B
Cobalt	13		0.26	0.015	mg/Kg	As Recd	1.000	EPA 6010B	EPA 3050B
Copper	26		0.26	0.059	mg/Kg	As Recd	1.000	EPA 6010B	EPA 3050B
Lead	4.4		1.0	0.059	mg/Kg	As Recd	1.000	EPA 6010B	EPA 3050B
Mercury	0.044		0.016	0.0029	mg/Kg	As Recd	1.000	EPA 7471A	METHOD
Molybdenum	0.67		0.26	0.027	mg/Kg	As Recd	1.000	EPA 6010B	EPA 3050B
Nickel	59		0.26	0.052	mg/Kg	As Recd	1.000	EPA 6010B	EPA 3050B
Vanadium	56		0.26	0.055	mg/Kg	As Recd	1.000	EPA 6010B	EPA 3050B
Zinc	42		1.0	0.22	mg/Kg	As Recd	1.000	EPA 6010B	EPA 3050B

Client Sample ID : S-5-(20)

Laboratory Sample ID :

304731-025

Analyte	Result	Flags	RL	MDL	Units	Basis	IDF	Method	Prep Method
Diesel C10-C24	1.2	Y	1.0	0.31	mg/Kg	As Recd	1.000	EPA 8015B	EPA 3550C
Motor Oil C24-C36	18		5.0	1.5	mg/Kg	As Recd	1.000	EPA 8015B	EPA 3550C
Antimony	0.30	J	1.9	0.064	mg/Kg	As Recd	1.000	EPA 6010B	EPA 3050B
Arsenic	2.8		1.4	0.061	mg/Kg	As Recd	1.000	EPA 6010B	EPA 3050B
Barium	82		0.23	0.028	mg/Kg	As Recd	1.000	EPA 6010B	EPA 3050B
Beryllium	0.33		0.093	0.0093	mg/Kg	As Recd	1.000	EPA 6010B	EPA 3050B
Cadmium	0.10	J	0.23	0.015	mg/Kg	As Recd	1.000	EPA 6010B	EPA 3050B
Chromium	36		0.23	0.045	mg/Kg	As Recd	1.000	EPA 6010B	EPA 3050B
Cobalt	8.4		0.23	0.013	mg/Kg	As Recd	1.000	EPA 6010B	EPA 3050B
Copper	23		0.23	0.053	mg/Kg	As Recd	1.000	EPA 6010B	EPA 3050B
Lead	4.6		0.93	0.052	mg/Kg	As Recd	1.000	EPA 6010B	EPA 3050B
Mercury	0.082		0.017	0.0030	mg/Kg	As Recd	1.000	EPA 7471A	METHOD
Molybdenum	0.53		0.23	0.024	mg/Kg	As Recd	1.000	EPA 6010B	EPA 3050B
Nickel	31		0.23	0.046	mg/Kg	As Recd	1.000	EPA 6010B	EPA 3050B
Vanadium	45		0.23	0.049	mg/Kg	As Recd	1.000	EPA 6010B	EPA 3050B
Zinc	41		0.93	0.20	mg/Kg	As Recd	1.000	EPA 6010B	EPA 3050B

Client Sample ID : S-6-(1)

Laboratory Sample ID :

304731-026

Analyte	Result	Flags	RL	MDL	Units	Basis	IDF	Method	Prep Method
Diesel C10-C24	68	Y	10	3.1	mg/Kg	As Recd	10.00	EPA 8015B	EPA 3550C
Motor Oil C24-C36	790		50	15	mg/Kg	As Recd	10.00	EPA 8015B	EPA 3550C
4,4'-DDE	1.2	J	2.2	0.078	ug/Kg	As Recd	1.000	EPA 8081A	EPA 3546
gamma-Chlordane	0.23	J	1.1	0.11	ug/Kg	As Recd	1.000	EPA 8081A	EPA 3546
Antimony	0.45	J	2.0	0.075	mg/Kg	As Recd	1.000	EPA 6010B	EPA 3050B
Arsenic	2.7		1.5	0.073	mg/Kg	As Recd	1.000	EPA 6010B	EPA 3050B
Barium	150		0.27	0.033	mg/Kg	As Recd	1.000	EPA 6010B	EPA 3050B
Beryllium	0.32		0.11	0.011	mg/Kg	As Recd	1.000	EPA 6010B	EPA 3050B
Cadmium	0.17	J	0.27	0.018	mg/Kg	As Recd	1.000	EPA 6010B	EPA 3050B
Chromium	45		0.27	0.054	mg/Kg	As Recd	1.000	EPA 6010B	EPA 3050B
Cobalt	10		0.27	0.016	mg/Kg	As Recd	1.000	EPA 6010B	EPA 3050B
Copper	25		0.27	0.063	mg/Kg	As Recd	1.000	EPA 6010B	EPA 3050B
Lead	12		1.0	0.062	mg/Kg	As Recd	1.000	EPA 6010B	EPA 3050B
Mercury	0.065		0.018	0.0031	mg/Kg	As Recd	1.000	EPA 7471A	METHOD
Molybdenum	1.1		0.27	0.029	mg/Kg	As Recd	1.000	EPA 6010B	EPA 3050B
Nickel	53		0.27	0.055	mg/Kg	As Recd	1.000	EPA 6010B	EPA 3050B
Vanadium	39		0.27	0.058	mg/Kg	As Recd	1.000	EPA 6010B	EPA 3050B
Zinc	70		1.1	0.23	mg/Kg	As Recd	1.000	EPA 6010B	EPA 3050B

Client Sample ID : S-6-(5)

Laboratory Sample ID :

304731-027

Analyte	Result	Flags	RL	MDL	Units	Basis	IDF	Method	Prep Method
Diesel C10-C24	4.0	Y	1.0	0.31	mg/Kg	As Recd	1.000	EPA 8015B	EPA 3550C
Motor Oil C24-C36	37		5.0	1.5	mg/Kg	As Recd	1.000	EPA 8015B	EPA 3550C
Dieldrin	2.2	J	43	1.7	ug/Kg	As Recd	20.00	EPA 8081A	EPA 3546
Antimony	0.46	J	2.0	0.069	mg/Kg	As Recd	1.000	EPA 6010B	EPA 3050B
Arsenic	3.1		1.5	0.067	mg/Kg	As Recd	1.000	EPA 6010B	EPA 3050B
Barium	100		0.25	0.030	mg/Kg	As Recd	1.000	EPA 6010B	EPA 3050B
Beryllium	0.42		0.10	0.010	mg/Kg	As Recd	1.000	EPA 6010B	EPA 3050B
Cadmium	0.17	J	0.25	0.017	mg/Kg	As Recd	1.000	EPA 6010B	EPA 3050B
Chromium	64		0.25	0.050	mg/Kg	As Recd	1.000	EPA 6010B	EPA 3050B
Cobalt	14		0.25	0.015	mg/Kg	As Recd	1.000	EPA 6010B	EPA 3050B
Copper	27		0.25	0.058	mg/Kg	As Recd	1.000	EPA 6010B	EPA 3050B
Lead	6.3		1.0	0.057	mg/Kg	As Recd	1.000	EPA 6010B	EPA 3050B
Mercury	0.052		0.018	0.0031	mg/Kg	As Recd	1.000	EPA 7471A	METHOD
Molybdenum	0.31		0.25	0.026	mg/Kg	As Recd	1.000	EPA 6010B	EPA 3050B
Nickel	71		0.25	0.051	mg/Kg	As Recd	1.000	EPA 6010B	EPA 3050B
Vanadium	46		0.25	0.053	mg/Kg	As Recd	1.000	EPA 6010B	EPA 3050B
Zinc	45		1.0	0.21	mg/Kg	As Recd	1.000	EPA 6010B	EPA 3050B

Client Sample ID : S-6-(10)

Laboratory Sample ID :

304731-028

Analyte	Result	Flags	RL	MDL	Units	Basis	IDF	Method	Prep Method
Diesel C10-C24	0.59	J	0.99	0.30	mg/Kg	As Recd	1.000	EPA 8015B	EPA 3550C
Antimony	0.40	J	2.0	0.074	mg/Kg	As Recd	1.000	EPA 6010B	EPA 3050B
Arsenic	4.8		1.5	0.071	mg/Kg	As Recd	1.000	EPA 6010B	EPA 3050B
Barium	120		0.27	0.032	mg/Kg	As Recd	1.000	EPA 6010B	EPA 3050B
Beryllium	0.48		0.11	0.011	mg/Kg	As Recd	1.000	EPA 6010B	EPA 3050B
Cadmium	0.15	J	0.27	0.018	mg/Kg	As Recd	1.000	EPA 6010B	EPA 3050B
Chromium	45		0.27	0.053	mg/Kg	As Recd	1.000	EPA 6010B	EPA 3050B
Cobalt	11		0.27	0.016	mg/Kg	As Recd	1.000	EPA 6010B	EPA 3050B
Copper	26		0.27	0.061	mg/Kg	As Recd	1.000	EPA 6010B	EPA 3050B
Lead	6.8		1.0	0.061	mg/Kg	As Recd	1.000	EPA 6010B	EPA 3050B
Mercury	0.071		0.016	0.0027	mg/Kg	As Recd	1.000	EPA 7471A	METHOD
Molybdenum	0.75		0.27	0.028	mg/Kg	As Recd	1.000	EPA 6010B	EPA 3050B
Nickel	56		0.27	0.054	mg/Kg	As Recd	1.000	EPA 6010B	EPA 3050B
Vanadium	46		0.27	0.056	mg/Kg	As Recd	1.000	EPA 6010B	EPA 3050B
Zinc	50		1.1	0.23	mg/Kg	As Recd	1.000	EPA 6010B	EPA 3050B

Client Sample ID : S-6-(15)

Laboratory Sample ID :

304731-029

Analyte	Result	Flags	RL	MDL	Units	Basis	IDF	Method	Prep Method
Diesel C10-C24	0.55	J	1.0	0.31	mg/Kg	As Recd	1.000	EPA 8015B	EPA 3550C
Antimony	0.34	J	2.0	0.067	mg/Kg	As Recd	1.000	EPA 6010B	EPA 3050B
Arsenic	4.9		1.5	0.065	mg/Kg	As Recd	1.000	EPA 6010B	EPA 3050B
Barium	110		0.25	0.029	mg/Kg	As Recd	1.000	EPA 6010B	EPA 3050B
Beryllium	0.57		0.098	0.0098	mg/Kg	As Recd	1.000	EPA 6010B	EPA 3050B
Cadmium	0.19	J	0.25	0.016	mg/Kg	As Recd	1.000	EPA 6010B	EPA 3050B
Chromium	47		0.25	0.048	mg/Kg	As Recd	1.000	EPA 6010B	EPA 3050B
Cobalt	11		0.25	0.014	mg/Kg	As Recd	1.000	EPA 6010B	EPA 3050B
Copper	30		0.25	0.056	mg/Kg	As Recd	1.000	EPA 6010B	EPA 3050B
Lead	7.2		0.98	0.055	mg/Kg	As Recd	1.000	EPA 6010B	EPA 3050B
Mercury	0.18		0.017	0.0029	mg/Kg	As Recd	1.000	EPA 7471A	METHOD
Molybdenum	0.69		0.25	0.026	mg/Kg	As Recd	1.000	EPA 6010B	EPA 3050B
Nickel	63		0.25	0.049	mg/Kg	As Recd	1.000	EPA 6010B	EPA 3050B
Vanadium	43		0.25	0.051	mg/Kg	As Recd	1.000	EPA 6010B	EPA 3050B
Zinc	52		0.98	0.21	mg/Kg	As Recd	1.000	EPA 6010B	EPA 3050B

Client Sample ID : S-6-(20)

Laboratory Sample ID :

304731-030

Analyte	Result	Flags	RL	MDL	Units	Basis	IDF	Method	Prep Method
Diesel C10-C24	0.57	J	0.99	0.30	mg/Kg	As Recd	1.000	EPA 8015B	EPA 3550C
Antimony	0.15	J	2.0	0.074	mg/Kg	As Recd	1.000	EPA 6010B	EPA 3050B
Arsenic	3.7		1.5	0.071	mg/Kg	As Recd	1.000	EPA 6010B	EPA 3050B
Barium	120		0.27	0.032	mg/Kg	As Recd	1.000	EPA 6010B	EPA 3050B
Beryllium	0.46		0.11	0.011	mg/Kg	As Recd	1.000	EPA 6010B	EPA 3050B
Cadmium	0.19	J	0.27	0.018	mg/Kg	As Recd	1.000	EPA 6010B	EPA 3050B
Chromium	80		0.27	0.053	mg/Kg	As Recd	1.000	EPA 6010B	EPA 3050B
Cobalt	17		0.27	0.016	mg/Kg	As Recd	1.000	EPA 6010B	EPA 3050B
Copper	33		0.27	0.061	mg/Kg	As Recd	1.000	EPA 6010B	EPA 3050B
Lead	5.8		1.0	0.061	mg/Kg	As Recd	1.000	EPA 6010B	EPA 3050B
Mercury	0.12		0.017	0.0030	mg/Kg	As Recd	1.000	EPA 7471A	METHOD
Molybdenum	0.37		0.27	0.028	mg/Kg	As Recd	1.000	EPA 6010B	EPA 3050B
Nickel	85		0.27	0.054	mg/Kg	As Recd	1.000	EPA 6010B	EPA 3050B
Vanadium	66		0.27	0.056	mg/Kg	As Recd	1.000	EPA 6010B	EPA 3050B
Zinc	46		1.1	0.23	mg/Kg	As Recd	1.000	EPA 6010B	EPA 3050B

Client Sample ID : S-7-(2)

Laboratory Sample ID :

304731-033

Analyte	Result	Flags	RL	MDL	Units	Basis	IDF	Method	Prep Method
Gasoline C7-C12	3.2	Y	1.1	0.057	mg/Kg	As Recd	1.000	EPA 8015B	EPA 5030B
Diesel C10-C24	61	Y	1.0	0.31	mg/Kg	As Recd	1.000	EPA 8015B	EPA 3550C
Motor Oil C24-C36	21		5.0	1.5	mg/Kg	As Recd	1.000	EPA 8015B	EPA 3550C
Naphthalene	150	J	340	50	ug/Kg	As Recd	5.000	EPA 8270C	EPA 3550C
2-Methylnaphthalene	590		340	50	ug/Kg	As Recd	5.000	EPA 8270C	EPA 3550C
Aldrin	0.97	C,J	1.1	0.094	ug/Kg	As Recd	1.000	EPA 8081A	EPA 3546
Heptachlor epoxide	10	C	1.1	0.078	ug/Kg	As Recd	1.000	EPA 8081A	EPA 3546
Dieldrin	36	#,C	2.2	0.080	ug/Kg	As Recd	1.000	EPA 8081A	EPA 3546
4,4'-DDE	63	#	2.2	0.080	ug/Kg	As Recd	1.000	EPA 8081A	EPA 3546
Endrin	15	#	2.2	0.21	ug/Kg	As Recd	1.000	EPA 8081A	EPA 3546
4,4'-DDD	3.2	C	2.2	0.15	ug/Kg	As Recd	1.000	EPA 8081A	EPA 3546
Endrin aldehyde	3.1	#,C	2.2	0.59	ug/Kg	As Recd	1.000	EPA 8081A	EPA 3546
4,4'-DDT	7.4	#,C	2.2	0.091	ug/Kg	As Recd	1.000	EPA 8081A	EPA 3546
alpha-Chlordane	4.2	#,C	1.1	0.18	ug/Kg	As Recd	1.000	EPA 8081A	EPA 3546
gamma-Chlordane	22	C	1.1	0.11	ug/Kg	As Recd	1.000	EPA 8081A	EPA 3546
Antimony	0.34	J	2.0	0.073	mg/Kg	As Recd	1.000	EPA 6010B	EPA 3050B
Arsenic	2.7		1.5	0.070	mg/Kg	As Recd	1.000	EPA 6010B	EPA 3050B
Barium	120		0.27	0.032	mg/Kg	As Recd	1.000	EPA 6010B	EPA 3050B
Beryllium	0.48		0.11	0.011	mg/Kg	As Recd	1.000	EPA 6010B	EPA 3050B
Cadmium	0.19	J	0.27	0.018	mg/Kg	As Recd	1.000	EPA 6010B	EPA 3050B
Chromium	62		0.27	0.052	mg/Kg	As Recd	1.000	EPA 6010B	EPA 3050B
Cobalt	15		0.27	0.015	mg/Kg	As Recd	1.000	EPA 6010B	EPA 3050B
Copper	35		0.27	0.061	mg/Kg	As Recd	1.000	EPA 6010B	EPA 3050B
Lead	8.2		1.0	0.060	mg/Kg	As Recd	1.000	EPA 6010B	EPA 3050B
Mercury	0.67		0.018	0.0031	mg/Kg	As Recd	1.000	EPA 7471A	METHOD
Molybdenum	0.30		0.27	0.028	mg/Kg	As Recd	1.000	EPA 6010B	EPA 3050B
Nickel	68		0.27	0.053	mg/Kg	As Recd	1.000	EPA 6010B	EPA 3050B
Vanadium	56		0.27	0.056	mg/Kg	As Recd	1.000	EPA 6010B	EPA 3050B
Zinc	60		1.1	0.23	mg/Kg	As Recd	1.000	EPA 6010B	EPA 3050B

Client Sample ID : S-7-(5)

Laboratory Sample ID :

304731-034

Analyte	Result	Flags	RL	MDL	Units	Basis	IDF	Method	Prep Method
Diesel C10-C24	0.96	J	1.0	0.31	mg/Kg	As Recd	1.000	EPA 8015B	EPA 3550C
Motor Oil C24-C36	1.7	J	5.0	1.5	mg/Kg	As Recd	1.000	EPA 8015B	EPA 3550C
Di-n-butylphthalate	12	J	330	9.5	ug/Kg	As Recd	1.000	EPA 8270C	EPA 3550C
Heptachlor epoxide	0.17	J	1.1	0.078	ug/Kg	As Recd	1.000	EPA 8081A	EPA 3546
Dieldrin	0.54	J	2.2	0.080	ug/Kg	As Recd	1.000	EPA 8081A	EPA 3546
4,4'-DDE	0.88	J	2.2	0.080	ug/Kg	As Recd	1.000	EPA 8081A	EPA 3546
4,4'-DDD	0.19	C,J	2.2	0.15	ug/Kg	As Recd	1.000	EPA 8081A	EPA 3546
4,4'-DDT	0.85	J	2.2	0.34	ug/Kg	As Recd	1.000	EPA 8081A	EPA 3546
gamma-Chlordane	0.14	C,J	1.1	0.11	ug/Kg	As Recd	1.000	EPA 8081A	EPA 3546
Antimony	0.45	J	2.0	0.072	mg/Kg	As Recd	1.000	EPA 6010B	EPA 3050B
Arsenic	4.0		1.5	0.070	mg/Kg	As Recd	1.000	EPA 6010B	EPA 3050B
Barium	160		0.26	0.032	mg/Kg	As Recd	1.000	EPA 6010B	EPA 3050B
Beryllium	0.54		0.11	0.011	mg/Kg	As Recd	1.000	EPA 6010B	EPA 3050B
Cadmium	0.19	J	0.26	0.017	mg/Kg	As Recd	1.000	EPA 6010B	EPA 3050B
Chromium	70		0.26	0.052	mg/Kg	As Recd	1.000	EPA 6010B	EPA 3050B
Cobalt	16		0.26	0.015	mg/Kg	As Recd	1.000	EPA 6010B	EPA 3050B
Copper	34		0.26	0.060	mg/Kg	As Recd	1.000	EPA 6010B	EPA 3050B
Lead	7.1		1.0	0.059	mg/Kg	As Recd	1.000	EPA 6010B	EPA 3050B
Mercury	0.056		0.018	0.0031	mg/Kg	As Recd	1.000	EPA 7471A	METHOD
Molybdenum	0.35		0.26	0.027	mg/Kg	As Recd	1.000	EPA 6010B	EPA 3050B
Nickel	80		0.26	0.053	mg/Kg	As Recd	1.000	EPA 6010B	EPA 3050B
Vanadium	53		0.26	0.055	mg/Kg	As Recd	1.000	EPA 6010B	EPA 3050B
Zinc	58		1.1	0.22	mg/Kg	As Recd	1.000	EPA 6010B	EPA 3050B

Client Sample ID : S-7-(10)

Laboratory Sample ID :

304731-035

Analyte	Result	Flags	RL	MDL	Units	Basis	IDF	Method	Prep Method
Diesel C10-C24	0.74	J	1.0	0.31	mg/Kg	As Recd	1.000	EPA 8015B	EPA 3550C
Antimony	0.51	J	1.9	0.064	mg/Kg	As Recd	1.000	EPA 6010B	EPA 3050B
Arsenic	4.1		1.4	0.062	mg/Kg	As Recd	1.000	EPA 6010B	EPA 3050B
Barium	130		0.23	0.028	mg/Kg	As Recd	1.000	EPA 6010B	EPA 3050B
Beryllium	0.57		0.093	0.0094	mg/Kg	As Recd	1.000	EPA 6010B	EPA 3050B
Cadmium	0.19	J	0.23	0.015	mg/Kg	As Recd	1.000	EPA 6010B	EPA 3050B
Chromium	61		0.23	0.046	mg/Kg	As Recd	1.000	EPA 6010B	EPA 3050B
Cobalt	16		0.23	0.014	mg/Kg	As Recd	1.000	EPA 6010B	EPA 3050B
Copper	38		0.23	0.053	mg/Kg	As Recd	1.000	EPA 6010B	EPA 3050B
Lead	7.2		0.93	0.053	mg/Kg	As Recd	1.000	EPA 6010B	EPA 3050B
Mercury	0.071		0.016	0.0028	mg/Kg	As Recd	1.000	EPA 7471A	METHOD
Molybdenum	0.44		0.23	0.024	mg/Kg	As Recd	1.000	EPA 6010B	EPA 3050B
Nickel	59		0.23	0.047	mg/Kg	As Recd	1.000	EPA 6010B	EPA 3050B
Vanadium	68		0.23	0.049	mg/Kg	As Recd	1.000	EPA 6010B	EPA 3050B
Zinc	58		0.93	0.20	mg/Kg	As Recd	1.000	EPA 6010B	EPA 3050B

Client Sample ID : S-7-(15)

Laboratory Sample ID :

304731-036

Analyte	Result	Flags	RL	MDL	Units	Basis	IDF	Method	Prep Method
Gasoline C7-C12	0.14	J	0.98	0.052	mg/Kg	As Recd	1.000	EPA 8015B	EPA 5030B
Diesel C10-C24	0.57	J	0.99	0.30	mg/Kg	As Recd	1.000	EPA 8015B	EPA 3550C
Antimony	0.30	J	2.0	0.069	mg/Kg	As Recd	1.000	EPA 6010B	EPA 3050B
Arsenic	4.1		1.5	0.066	mg/Kg	As Recd	1.000	EPA 6010B	EPA 3050B
Barium	78		0.25	0.030	mg/Kg	As Recd	1.000	EPA 6010B	EPA 3050B
Beryllium	0.51		0.10	0.010	mg/Kg	As Recd	1.000	EPA 6010B	EPA 3050B
Cadmium	0.17	J	0.25	0.017	mg/Kg	As Recd	1.000	EPA 6010B	EPA 3050B
Chromium	49		0.25	0.049	mg/Kg	As Recd	1.000	EPA 6010B	EPA 3050B
Cobalt	11		0.25	0.015	mg/Kg	As Recd	1.000	EPA 6010B	EPA 3050B
Copper	26		0.25	0.057	mg/Kg	As Recd	1.000	EPA 6010B	EPA 3050B
Lead	6.5		1.0	0.056	mg/Kg	As Recd	1.000	EPA 6010B	EPA 3050B
Mercury	0.12		0.016	0.0029	mg/Kg	As Recd	1.000	EPA 7471A	METHOD
Molybdenum	0.68		0.25	0.026	mg/Kg	As Recd	1.000	EPA 6010B	EPA 3050B
Nickel	56		0.25	0.050	mg/Kg	As Recd	1.000	EPA 6010B	EPA 3050B
Vanadium	39		0.25	0.052	mg/Kg	As Recd	1.000	EPA 6010B	EPA 3050B
Zinc	45		1.0	0.21	mg/Kg	As Recd	1.000	EPA 6010B	EPA 3050B

Client Sample ID : S-7-(20)

Laboratory Sample ID :

304731-037

Analyte	Result	Flags	RL	MDL	Units	Basis	IDF	Method	Prep Method
Diesel C10-C24	0.83	J	1.0	0.31	mg/Kg	As Recd	1.000	EPA 8015B	EPA 3550C
Motor Oil C24-C36	1.6	J,b	5.0	1.5	mg/Kg	As Recd	1.000	EPA 8015B	EPA 3550C
Antimony	0.90	J	2.0	0.074	mg/Kg	As Recd	1.000	EPA 6010B	EPA 3050B
Arsenic	2.6		1.5	0.071	mg/Kg	As Recd	1.000	EPA 6010B	EPA 3050B
Barium	69		0.27	0.032	mg/Kg	As Recd	1.000	EPA 6010B	EPA 3050B
Beryllium	0.37		0.11	0.011	mg/Kg	As Recd	1.000	EPA 6010B	EPA 3050B
Cadmium	0.12	J	0.27	0.018	mg/Kg	As Recd	1.000	EPA 6010B	EPA 3050B
Chromium	40		0.27	0.053	mg/Kg	As Recd	1.000	EPA 6010B	EPA 3050B
Cobalt	10		0.27	0.016	mg/Kg	As Recd	1.000	EPA 6010B	EPA 3050B
Copper	31		0.27	0.061	mg/Kg	As Recd	1.000	EPA 6010B	EPA 3050B
Lead	4.8		1.0	0.061	mg/Kg	As Recd	1.000	EPA 6010B	EPA 3050B
Mercury	0.11		0.016	0.0029	mg/Kg	As Recd	1.000	EPA 7471A	METHOD
Molybdenum	0.63		0.27	0.028	mg/Kg	As Recd	1.000	EPA 6010B	EPA 3050B
Nickel	40		0.27	0.054	mg/Kg	As Recd	1.000	EPA 6010B	EPA 3050B
Vanadium	49		0.27	0.056	mg/Kg	As Recd	1.000	EPA 6010B	EPA 3050B
Zinc	44		1.1	0.23	mg/Kg	As Recd	1.000	EPA 6010B	EPA 3050B

Client Sample ID : S-8-(1)

Laboratory Sample ID :

304731-038

Analyte	Result	Flags	RL	MDL	Units	Basis	IDF	Method	Prep Method
Diesel C10-C24	36	Y	20	6.2	mg/Kg	As Recd	20.00	EPA 8015B	EPA 3550C
Motor Oil C24-C36	1,100		100	31	mg/Kg	As Recd	20.00	EPA 8015B	EPA 3550C
4,4'-DDE	1.5	C,J	23	1.0	ug/Kg	As Recd	10.00	EPA 8081A	EPA 3546
Antimony	0.85	J	1.8	0.062	mg/Kg	As Recd	1.000	EPA 6010B	EPA 3050B
Arsenic	1.8		1.4	0.060	mg/Kg	As Recd	1.000	EPA 6010B	EPA 3050B
Barium	110		0.23	0.027	mg/Kg	As Recd	1.000	EPA 6010B	EPA 3050B
Beryllium	0.23		0.091	0.0091	mg/Kg	As Recd	1.000	EPA 6010B	EPA 3050B
Cadmium	0.29		0.23	0.045	mg/Kg	As Recd	1.000	EPA 6010B	EPA 3050B
Chromium	33		0.23	0.045	mg/Kg	As Recd	1.000	EPA 6010B	EPA 3050B
Cobalt	8.3		0.23	0.013	mg/Kg	As Recd	1.000	EPA 6010B	EPA 3050B
Copper	15		0.23	0.052	mg/Kg	As Recd	1.000	EPA 6010B	EPA 3050B
Lead	2.9		0.91	0.051	mg/Kg	As Recd	1.000	EPA 6010B	EPA 3050B
Mercury	0.036		0.017	0.0029	mg/Kg	As Recd	1.000	EPA 7471A	METHOD
Molybdenum	0.37		0.23	0.024	mg/Kg	As Recd	1.000	EPA 6010B	EPA 3050B
Nickel	50		0.23	0.045	mg/Kg	As Recd	1.000	EPA 6010B	EPA 3050B
Vanadium	23		0.23	0.048	mg/Kg	As Recd	1.000	EPA 6010B	EPA 3050B
Zinc	26		0.91	0.19	mg/Kg	As Recd	1.000	EPA 6010B	EPA 3050B

Client Sample ID : S-8-(5)

Laboratory Sample ID :

304731-039

Analyte	Result	Flags	RL	MDL	Units	Basis	IDF	Method	Prep Method
Diesel C10-C24	0.76	J	1.0	0.30	mg/Kg	As Recd	1.000	EPA 8015B	EPA 3550C
Motor Oil C24-C36	1.5	J,b	5.0	1.5	mg/Kg	As Recd	1.000	EPA 8015B	EPA 3550C
Antimony	0.50	J	1.9	0.065	mg/Kg	As Recd	1.000	EPA 6010B	EPA 3050B
Arsenic	3.8		1.4	0.062	mg/Kg	As Recd	1.000	EPA 6010B	EPA 3050B
Barium	190		0.24	0.028	mg/Kg	As Recd	1.000	EPA 6010B	EPA 3050B
Beryllium	0.60		0.094	0.0095	mg/Kg	As Recd	1.000	EPA 6010B	EPA 3050B
Cadmium	0.37		0.24	0.047	mg/Kg	As Recd	1.000	EPA 6010B	EPA 3050B
Chromium	88		0.24	0.046	mg/Kg	As Recd	1.000	EPA 6010B	EPA 3050B
Cobalt	20		0.24	0.014	mg/Kg	As Recd	1.000	EPA 6010B	EPA 3050B
Copper	41		0.24	0.054	mg/Kg	As Recd	1.000	EPA 6010B	EPA 3050B
Lead	7.8		0.94	0.053	mg/Kg	As Recd	1.000	EPA 6010B	EPA 3050B
Mercury	0.052		0.018	0.0032	mg/Kg	As Recd	1.000	EPA 7471A	METHOD
Molybdenum	0.19	J	0.24	0.025	mg/Kg	As Recd	1.000	EPA 6010B	EPA 3050B
Nickel	99		0.24	0.047	mg/Kg	As Recd	1.000	EPA 6010B	EPA 3050B
Vanadium	60		0.24	0.049	mg/Kg	As Recd	1.000	EPA 6010B	EPA 3050B
Zinc	57		0.94	0.20	mg/Kg	As Recd	1.000	EPA 6010B	EPA 3050B

Client Sample ID : S-8-(10)

Laboratory Sample ID :

304731-040

Analyte	Result	Flags	RL	MDL	Units	Basis	IDF	Method	Prep Method
Diesel C10-C24	0.70	J	1.0	0.31	mg/Kg	As Recd	1.000	EPA 8015B	EPA 3550C
Antimony	0.41	J	1.9	0.065	mg/Kg	As Recd	1.000	EPA 6010B	EPA 3050B
Arsenic	3.6		1.4	0.062	mg/Kg	As Recd	1.000	EPA 6010B	EPA 3050B
Barium	120		0.24	0.028	mg/Kg	As Recd	1.000	EPA 6010B	EPA 3050B
Beryllium	0.51		0.094	0.0095	mg/Kg	As Recd	1.000	EPA 6010B	EPA 3050B
Cadmium	0.35		0.24	0.047	mg/Kg	As Recd	1.000	EPA 6010B	EPA 3050B
Chromium	71		0.24	0.046	mg/Kg	As Recd	1.000	EPA 6010B	EPA 3050B
Cobalt	13		0.24	0.014	mg/Kg	As Recd	1.000	EPA 6010B	EPA 3050B
Copper	30		0.24	0.054	mg/Kg	As Recd	1.000	EPA 6010B	EPA 3050B
Lead	6.5		0.94	0.053	mg/Kg	As Recd	1.000	EPA 6010B	EPA 3050B
Mercury	0.054		0.016	0.0029	mg/Kg	As Recd	1.000	EPA 7471A	METHOD
Molybdenum	0.22	J	0.24	0.025	mg/Kg	As Recd	1.000	EPA 6010B	EPA 3050B
Nickel	64		0.24	0.047	mg/Kg	As Recd	1.000	EPA 6010B	EPA 3050B
Vanadium	54		0.24	0.049	mg/Kg	As Recd	1.000	EPA 6010B	EPA 3050B
Zinc	48		0.94	0.20	mg/Kg	As Recd	1.000	EPA 6010B	EPA 3050B

Client Sample ID : S-8-(15)

Laboratory Sample ID :

304731-041

Analyte	Result	Flags	RL	MDL	Units	Basis	IDF	Method	Prep Method
Diesel C10-C24	0.85	J	1.0	0.31	mg/Kg	As Recd	1.000	EPA 8015B	EPA 3550C
Motor Oil C24-C36	1.7	J	5.0	1.5	mg/Kg	As Recd	1.000	EPA 8015B	EPA 3550C
Antimony	0.57	J	2.0	0.075	mg/Kg	As Recd	1.000	EPA 6010B	EPA 3050B
Arsenic	4.9		1.5	0.072	mg/Kg	As Recd	1.000	EPA 6010B	EPA 3050B
Barium	120		0.27	0.033	mg/Kg	As Recd	1.000	EPA 6010B	EPA 3050B
Beryllium	0.53		0.11	0.011	mg/Kg	As Recd	1.000	EPA 6010B	EPA 3050B
Cadmium	0.27	J	0.27	0.054	mg/Kg	As Recd	1.000	EPA 6010B	EPA 3050B
Chromium	52		0.27	0.053	mg/Kg	As Recd	1.000	EPA 6010B	EPA 3050B
Cobalt	12		0.27	0.016	mg/Kg	As Recd	1.000	EPA 6010B	EPA 3050B
Copper	30		0.27	0.062	mg/Kg	As Recd	1.000	EPA 6010B	EPA 3050B
Lead	7.0		1.0	0.061	mg/Kg	As Recd	1.000	EPA 6010B	EPA 3050B
Mercury	0.13		0.018	0.0031	mg/Kg	As Recd	1.000	EPA 7471A	METHOD
Molybdenum	0.63		0.27	0.028	mg/Kg	As Recd	1.000	EPA 6010B	EPA 3050B
Nickel	63		0.27	0.054	mg/Kg	As Recd	1.000	EPA 6010B	EPA 3050B
Vanadium	46		0.27	0.057	mg/Kg	As Recd	1.000	EPA 6010B	EPA 3050B
Zinc	49		1.1	0.23	mg/Kg	As Recd	1.000	EPA 6010B	EPA 3050B

Client Sample ID : S-8-(20)

Laboratory Sample ID :

304731-042

Analyte	Result	Flags	RL	MDL	Units	Basis	IDF	Method	Prep Method
Diesel C10-C24	0.70	J	1.0	0.31	mg/Kg	As Recd	1.000	EPA 8015B	EPA 3550C
Motor Oil C24-C36	2.2	J	5.0	1.5	mg/Kg	As Recd	1.000	EPA 8015B	EPA 3550C
Antimony	0.55	J	2.0	0.071	mg/Kg	As Recd	1.000	EPA 6010B	EPA 3050B
Arsenic	4.5		1.5	0.069	mg/Kg	As Recd	1.000	EPA 6010B	EPA 3050B
Barium	110		0.26	0.031	mg/Kg	As Recd	1.000	EPA 6010B	EPA 3050B
Beryllium	0.51		0.10	0.010	mg/Kg	As Recd	1.000	EPA 6010B	EPA 3050B
Cadmium	0.36		0.26	0.052	mg/Kg	As Recd	1.000	EPA 6010B	EPA 3050B
Chromium	49		0.26	0.051	mg/Kg	As Recd	1.000	EPA 6010B	EPA 3050B
Cobalt	12		0.26	0.015	mg/Kg	As Recd	1.000	EPA 6010B	EPA 3050B
Copper	33		0.26	0.059	mg/Kg	As Recd	1.000	EPA 6010B	EPA 3050B
Lead	7.1		1.0	0.059	mg/Kg	As Recd	1.000	EPA 6010B	EPA 3050B
Mercury	0.043		0.016	0.0027	mg/Kg	As Recd	1.000	EPA 7471A	METHOD
Molybdenum	0.74		0.26	0.027	mg/Kg	As Recd	1.000	EPA 6010B	EPA 3050B
Nickel	59		0.26	0.052	mg/Kg	As Recd	1.000	EPA 6010B	EPA 3050B
Vanadium	48		0.26	0.055	mg/Kg	As Recd	1.000	EPA 6010B	EPA 3050B
Zinc	49		1.0	0.22	mg/Kg	As Recd	1.000	EPA 6010B	EPA 3050B

Client Sample ID : W-5-(1)

Laboratory Sample ID :

304731-043

Analyte	Result	Flags	RL	MDL	Units	Basis	IDF	Method	Prep Method
Diesel C10-C24	1.7	Y	1.0	0.31	mg/Kg	As Recd	1.000	EPA 8015B	EPA 3550C
Motor Oil C24-C36	4.5	J,b	5.0	1.5	mg/Kg	As Recd	1.000	EPA 8015B	EPA 3550C
Dieldrin	0.15	J	2.2	0.088	ug/Kg	As Recd	1.000	EPA 8081A	EPA 3546
4,4'-DDE	1.7	J	2.2	0.080	ug/Kg	As Recd	1.000	EPA 8081A	EPA 3546
4,4'-DDT	0.77	J	2.2	0.090	ug/Kg	As Recd	1.000	EPA 8081A	EPA 3546
gamma-Chlordane	0.22	J	1.1	0.14	ug/Kg	As Recd	1.000	EPA 8081A	EPA 3546
Antimony	0.33	J	2.0	0.069	mg/Kg	As Recd	1.000	EPA 6010B	EPA 3050B
Arsenic	3.5		1.5	0.066	mg/Kg	As Recd	1.000	EPA 6010B	EPA 3050B
Barium	210		0.25	0.030	mg/Kg	As Recd	1.000	EPA 6010B	EPA 3050B
Beryllium	0.55		0.10	0.010	mg/Kg	As Recd	1.000	EPA 6010B	EPA 3050B
Cadmium	0.40		0.25	0.050	mg/Kg	As Recd	1.000	EPA 6010B	EPA 3050B
Chromium	70		0.25	0.049	mg/Kg	As Recd	1.000	EPA 6010B	EPA 3050B
Cobalt	17		0.25	0.015	mg/Kg	As Recd	1.000	EPA 6010B	EPA 3050B
Copper	37		0.25	0.057	mg/Kg	As Recd	1.000	EPA 6010B	EPA 3050B
Lead	7.4		1.0	0.056	mg/Kg	As Recd	1.000	EPA 6010B	EPA 3050B
Mercury	0.058		0.017	0.0029	mg/Kg	As Recd	1.000	EPA 7471A	METHOD
Molybdenum	0.23	J	0.25	0.026	mg/Kg	As Recd	1.000	EPA 6010B	EPA 3050B
Nickel	91		0.25	0.050	mg/Kg	As Recd	1.000	EPA 6010B	EPA 3050B
Vanadium	46		0.25	0.052	mg/Kg	As Recd	1.000	EPA 6010B	EPA 3050B
Zinc	59		1.0	0.21	mg/Kg	As Recd	1.000	EPA 6010B	EPA 3050B

Client Sample ID : W-5-(5)

Laboratory Sample ID :

304731-044

Analyte	Result	Flags	RL	MDL	Units	Basis	IDF	Method	Prep Method
Diesel C10-C24	0.70	J	1.0	0.31	mg/Kg	As Recd	1.000	EPA 8015B	EPA 3550C
Motor Oil C24-C36	5.8	b	5.0	1.5	mg/Kg	As Recd	1.000	EPA 8015B	EPA 3550C
Antimony	0.40	J	2.0	0.075	mg/Kg	As Recd	1.000	EPA 6010B	EPA 3050B
Arsenic	2.5		1.5	0.072	mg/Kg	As Recd	1.000	EPA 6010B	EPA 3050B
Barium	79		0.27	0.033	mg/Kg	As Recd	1.000	EPA 6010B	EPA 3050B
Beryllium	0.30		0.11	0.011	mg/Kg	As Recd	1.000	EPA 6010B	EPA 3050B
Cadmium	0.25	J	0.27	0.054	mg/Kg	As Recd	1.000	EPA 6010B	EPA 3050B
Chromium	33		0.27	0.053	mg/Kg	As Recd	1.000	EPA 6010B	EPA 3050B
Cobalt	8.2		0.27	0.016	mg/Kg	As Recd	1.000	EPA 6010B	EPA 3050B
Copper	15		0.27	0.062	mg/Kg	As Recd	1.000	EPA 6010B	EPA 3050B
Lead	5.4		1.0	0.061	mg/Kg	As Recd	1.000	EPA 6010B	EPA 3050B
Mercury	0.089		0.017	0.0030	mg/Kg	As Recd	1.000	EPA 7471A	METHOD
Molybdenum	0.23	J	0.27	0.028	mg/Kg	As Recd	1.000	EPA 6010B	EPA 3050B
Nickel	43		0.27	0.054	mg/Kg	As Recd	1.000	EPA 6010B	EPA 3050B
Vanadium	27		0.27	0.057	mg/Kg	As Recd	1.000	EPA 6010B	EPA 3050B
Zinc	35		1.1	0.23	mg/Kg	As Recd	1.000	EPA 6010B	EPA 3050B

Client Sample ID : W-5-(10)

Laboratory Sample ID :

304731-045

Analyte	Result	Flags	RL	MDL	Units	Basis	IDF	Method	Prep Method
Diesel C10-C24	0.71	J	1.0	0.31	mg/Kg	As Recd	1.000	EPA 8015B	EPA 3550C
Motor Oil C24-C36	3.3	J,b	5.0	1.5	mg/Kg	As Recd	1.000	EPA 8015B	EPA 3550C
Antimony	0.54	J	2.0	0.073	mg/Kg	As Recd	1.000	EPA 6010B	EPA 3050B
Arsenic	3.9		1.5	0.070	mg/Kg	As Recd	1.000	EPA 6010B	EPA 3050B
Barium	130		0.27	0.032	mg/Kg	As Recd	1.000	EPA 6010B	EPA 3050B
Beryllium	0.52		0.11	0.011	mg/Kg	As Recd	1.000	EPA 6010B	EPA 3050B
Cadmium	0.40		0.27	0.053	mg/Kg	As Recd	1.000	EPA 6010B	EPA 3050B
Chromium	75		0.27	0.052	mg/Kg	As Recd	1.000	EPA 6010B	EPA 3050B
Cobalt	17		0.27	0.015	mg/Kg	As Recd	1.000	EPA 6010B	EPA 3050B
Copper	37		0.27	0.061	mg/Kg	As Recd	1.000	EPA 6010B	EPA 3050B
Lead	7.4		1.0	0.060	mg/Kg	As Recd	1.000	EPA 6010B	EPA 3050B
Mercury	0.076		0.015	0.0027	mg/Kg	As Recd	1.000	EPA 7471A	METHOD
Molybdenum	0.30		0.27	0.028	mg/Kg	As Recd	1.000	EPA 6010B	EPA 3050B
Nickel	97		0.27	0.053	mg/Kg	As Recd	1.000	EPA 6010B	EPA 3050B
Vanadium	52		0.27	0.056	mg/Kg	As Recd	1.000	EPA 6010B	EPA 3050B
Zinc	59		1.1	0.23	mg/Kg	As Recd	1.000	EPA 6010B	EPA 3050B

Client Sample ID : W-5-(15)

Laboratory Sample ID :

304731-046

Analyte	Result	Flags	RL	MDL	Units	Basis	IDF	Method	Prep Method
Diesel C10-C24	0.66	J	1.0	0.31	mg/Kg	As Recd	1.000	EPA 8015B	EPA 3550C
Motor Oil C24-C36	7.5	b	5.0	1.5	mg/Kg	As Recd	1.000	EPA 8015B	EPA 3550C
Antimony	0.40	J	2.0	0.069	mg/Kg	As Recd	1.000	EPA 6010B	EPA 3050B
Arsenic	4.5		1.5	0.066	mg/Kg	As Recd	1.000	EPA 6010B	EPA 3050B
Barium	130		0.25	0.030	mg/Kg	As Recd	1.000	EPA 6010B	EPA 3050B
Beryllium	0.53		0.10	0.010	mg/Kg	As Recd	1.000	EPA 6010B	EPA 3050B
Cadmium	0.39		0.25	0.050	mg/Kg	As Recd	1.000	EPA 6010B	EPA 3050B
Chromium	55		0.25	0.049	mg/Kg	As Recd	1.000	EPA 6010B	EPA 3050B
Cobalt	12		0.25	0.015	mg/Kg	As Recd	1.000	EPA 6010B	EPA 3050B
Copper	26		0.25	0.057	mg/Kg	As Recd	1.000	EPA 6010B	EPA 3050B
Lead	7.2		1.0	0.056	mg/Kg	As Recd	1.000	EPA 6010B	EPA 3050B
Mercury	0.090		0.017	0.0030	mg/Kg	As Recd	1.000	EPA 7471A	METHOD
Molybdenum	0.61		0.25	0.026	mg/Kg	As Recd	1.000	EPA 6010B	EPA 3050B
Nickel	58		0.25	0.050	mg/Kg	As Recd	1.000	EPA 6010B	EPA 3050B
Vanadium	45		0.25	0.052	mg/Kg	As Recd	1.000	EPA 6010B	EPA 3050B
Zinc	55		1.0	0.21	mg/Kg	As Recd	1.000	EPA 6010B	EPA 3050B

Client Sample ID : W-5-(20)

Laboratory Sample ID :

304731-047

Analyte	Result	Flags	RL	MDL	Units	Basis	IDF	Method	Prep Method
Diesel C10-C24	0.83	J	1.0	0.31	mg/Kg	As Recd	1.000	EPA 8015B	EPA 3550C
Motor Oil C24-C36	3.3	J,b	5.0	1.5	mg/Kg	As Recd	1.000	EPA 8015B	EPA 3550C
Antimony	0.47	J	1.9	0.065	mg/Kg	As Recd	1.000	EPA 6010B	EPA 3050B
Arsenic	4.4		1.4	0.063	mg/Kg	As Recd	1.000	EPA 6010B	EPA 3050B
Barium	100		0.24	0.029	mg/Kg	As Recd	1.000	EPA 6010B	EPA 3050B
Beryllium	0.51		0.095	0.0095	mg/Kg	As Recd	1.000	EPA 6010B	EPA 3050B
Cadmium	0.43		0.24	0.048	mg/Kg	As Recd	1.000	EPA 6010B	EPA 3050B
Chromium	63		0.24	0.047	mg/Kg	As Recd	1.000	EPA 6010B	EPA 3050B
Cobalt	16		0.24	0.014	mg/Kg	As Recd	1.000	EPA 6010B	EPA 3050B
Copper	38		0.24	0.054	mg/Kg	As Recd	1.000	EPA 6010B	EPA 3050B
Lead	7.3		0.95	0.054	mg/Kg	As Recd	1.000	EPA 6010B	EPA 3050B
Mercury	0.11		0.017	0.0030	mg/Kg	As Recd	1.000	EPA 7471A	METHOD
Molybdenum	0.41		0.24	0.025	mg/Kg	As Recd	1.000	EPA 6010B	EPA 3050B
Nickel	72		0.24	0.048	mg/Kg	As Recd	1.000	EPA 6010B	EPA 3050B
Vanadium	54		0.24	0.050	mg/Kg	As Recd	1.000	EPA 6010B	EPA 3050B
Zinc	56		0.95	0.20	mg/Kg	As Recd	1.000	EPA 6010B	EPA 3050B

Client Sample ID : EB-1

Laboratory Sample ID :

304731-048

Analyte	Result	Flags	RL	MDL	Units	Basis	IDF	Method	Prep Method
Gasoline C7-C12	21	J	50	11	ug/L	As Recd	1.000	EPA 8015B	EPA 5030B
Diesel C10-C24	22	J	48	16	ug/L	As Recd	1.000	EPA 8015B	EPA 3520C

Client Sample ID : W-1-(1)

Laboratory Sample ID :

304731-049

Analyte	Result	Flags	RL	MDL	Units	Basis	IDF	Method	Prep Method
Diesel C10-C24	12	Y	10	3.1	mg/Kg	As Recd	10.00	EPA 8015B	EPA 3550C
Motor Oil C24-C36	220		50	15	mg/Kg	As Recd	10.00	EPA 8015B	EPA 3550C
Antimony	0.71	J	2.0	0.071	mg/Kg	As Recd	1.000	EPA 6010B	EPA 3050B
Arsenic	3.8		1.5	0.069	mg/Kg	As Recd	1.000	EPA 6010B	EPA 3050B
Barium	140		0.26	0.031	mg/Kg	As Recd	1.000	EPA 6010B	EPA 3050B
Beryllium	0.41		0.10	0.010	mg/Kg	As Recd	1.000	EPA 6010B	EPA 3050B
Cadmium	0.33		0.26	0.052	mg/Kg	As Recd	1.000	EPA 6010B	EPA 3050B
Chromium	60		0.26	0.051	mg/Kg	As Recd	1.000	EPA 6010B	EPA 3050B
Cobalt	14		0.26	0.015	mg/Kg	As Recd	1.000	EPA 6010B	EPA 3050B
Copper	35		0.26	0.059	mg/Kg	As Recd	1.000	EPA 6010B	EPA 3050B
Lead	8.2		1.0	0.059	mg/Kg	As Recd	1.000	EPA 6010B	EPA 3050B
Mercury	0.083		0.018	0.0031	mg/Kg	As Recd	1.000	EPA 7471A	METHOD
Molybdenum	0.84		0.26	0.027	mg/Kg	As Recd	1.000	EPA 6010B	EPA 3050B
Nickel	79		0.26	0.052	mg/Kg	As Recd	1.000	EPA 6010B	EPA 3050B
Vanadium	51		0.26	0.055	mg/Kg	As Recd	1.000	EPA 6010B	EPA 3050B
Zinc	55		1.0	0.22	mg/Kg	As Recd	1.000	EPA 6010B	EPA 3050B

Client Sample ID : W-1-(5)

Laboratory Sample ID :

304731-050

Analyte	Result	Flags	RL	MDL	Units	Basis	IDF	Method	Prep Method
Diesel C10-C24	1.1	Y	1.0	0.31	mg/Kg	As Recd	1.000	EPA 8015B	EPA 3550C
Motor Oil C24-C36	12	b	5.0	1.5	mg/Kg	As Recd	1.000	EPA 8015B	EPA 3550C
Antimony	0.43	J	2.0	0.067	mg/Kg	As Recd	1.000	EPA 6010B	EPA 3050B
Arsenic	5.1		1.5	0.065	mg/Kg	As Recd	1.000	EPA 6010B	EPA 3050B
Barium	150		0.25	0.029	mg/Kg	As Recd	1.000	EPA 6010B	EPA 3050B
Beryllium	0.53		0.098	0.0098	mg/Kg	As Recd	1.000	EPA 6010B	EPA 3050B
Cadmium	0.33		0.25	0.049	mg/Kg	As Recd	1.000	EPA 6010B	EPA 3050B
Chromium	61		0.25	0.048	mg/Kg	As Recd	1.000	EPA 6010B	EPA 3050B
Cobalt	15		0.25	0.014	mg/Kg	As Recd	1.000	EPA 6010B	EPA 3050B
Copper	37		0.25	0.056	mg/Kg	As Recd	1.000	EPA 6010B	EPA 3050B
Lead	8.0		0.98	0.055	mg/Kg	As Recd	1.000	EPA 6010B	EPA 3050B
Mercury	0.14		0.015	0.0027	mg/Kg	As Recd	1.000	EPA 7471A	METHOD
Molybdenum	0.46		0.25	0.026	mg/Kg	As Recd	1.000	EPA 6010B	EPA 3050B
Nickel	93		0.25	0.049	mg/Kg	As Recd	1.000	EPA 6010B	EPA 3050B
Vanadium	48		0.25	0.051	mg/Kg	As Recd	1.000	EPA 6010B	EPA 3050B
Zinc	56		0.98	0.21	mg/Kg	As Recd	1.000	EPA 6010B	EPA 3050B

Client Sample ID : W-1-(10)

Laboratory Sample ID :

304731-051

Analyte	Result	Flags	RL	MDL	Units	Basis	IDF	Method	Prep Method
Diesel C10-C24	2.3	Y	1.0	0.31	mg/Kg	As Recd	1.000	EPA 8015B	EPA 3550C
Motor Oil C24-C36	14		5.0	1.5	mg/Kg	As Recd	1.000	EPA 8015B	EPA 3550C
Antimony	0.39	J	2.0	0.068	mg/Kg	As Recd	1.000	EPA 6010B	EPA 3050B
Arsenic	4.9		1.5	0.066	mg/Kg	As Recd	1.000	EPA 6010B	EPA 3050B
Barium	140		0.25	0.030	mg/Kg	As Recd	1.000	EPA 6010B	EPA 3050B
Beryllium	0.55		0.099	0.0099	mg/Kg	As Recd	1.000	EPA 6010B	EPA 3050B
Cadmium	0.44		0.25	0.050	mg/Kg	As Recd	1.000	EPA 6010B	EPA 3050B
Chromium	51		0.25	0.049	mg/Kg	As Recd	1.000	EPA 6010B	EPA 3050B
Cobalt	13		0.25	0.014	mg/Kg	As Recd	1.000	EPA 6010B	EPA 3050B
Copper	30		0.25	0.056	mg/Kg	As Recd	1.000	EPA 6010B	EPA 3050B
Lead	8.3		0.99	0.056	mg/Kg	As Recd	1.000	EPA 6010B	EPA 3050B
Mercury	0.083		0.015	0.0027	mg/Kg	As Recd	1.000	EPA 7471A	METHOD
Molybdenum	0.64		0.25	0.026	mg/Kg	As Recd	1.000	EPA 6010B	EPA 3050B
Nickel	54		0.25	0.050	mg/Kg	As Recd	1.000	EPA 6010B	EPA 3050B
Vanadium	45		0.25	0.052	mg/Kg	As Recd	1.000	EPA 6010B	EPA 3050B
Zinc	64		0.99	0.21	mg/Kg	As Recd	1.000	EPA 6010B	EPA 3050B

Client Sample ID : W-1-(15)

Laboratory Sample ID :

304731-052

Analyte	Result	Flags	RL	MDL	Units	Basis	IDF	Method	Prep Method
Diesel C10-C24	1.4	Y	0.99	0.30	mg/Kg	As Recd	1.000	EPA 8015B	EPA 3550C
Motor Oil C24-C36	20		5.0	1.5	mg/Kg	As Recd	1.000	EPA 8015B	EPA 3550C
Antimony	0.33	J	1.9	0.066	mg/Kg	As Recd	1.000	EPA 6010B	EPA 3050B
Arsenic	5.3		1.4	0.064	mg/Kg	As Recd	1.000	EPA 6010B	EPA 3050B
Barium	130		0.24	0.029	mg/Kg	As Recd	1.000	EPA 6010B	EPA 3050B
Beryllium	0.56		0.096	0.0096	mg/Kg	As Recd	1.000	EPA 6010B	EPA 3050B
Cadmium	0.37		0.24	0.048	mg/Kg	As Recd	1.000	EPA 6010B	EPA 3050B
Chromium	47		0.24	0.047	mg/Kg	As Recd	1.000	EPA 6010B	EPA 3050B
Cobalt	13		0.24	0.014	mg/Kg	As Recd	1.000	EPA 6010B	EPA 3050B
Copper	34		0.24	0.055	mg/Kg	As Recd	1.000	EPA 6010B	EPA 3050B
Lead	8.3		0.96	0.054	mg/Kg	As Recd	1.000	EPA 6010B	EPA 3050B
Mercury	0.14		0.016	0.0029	mg/Kg	As Recd	1.000	EPA 7471A	METHOD
Molybdenum	0.68		0.24	0.025	mg/Kg	As Recd	1.000	EPA 6010B	EPA 3050B
Nickel	69		0.24	0.048	mg/Kg	As Recd	1.000	EPA 6010B	EPA 3050B
Vanadium	43		0.24	0.050	mg/Kg	As Recd	1.000	EPA 6010B	EPA 3050B
Zinc	57		0.96	0.20	mg/Kg	As Recd	1.000	EPA 6010B	EPA 3050B

Client Sample ID : W-1-(20)

Laboratory Sample ID :

304731-053

Analyte	Result	Flags	RL	MDL	Units	Basis	IDF	Method	Prep Method
Diesel C10-C24	0.61	J	1.0	0.31	mg/Kg	As Recd	1.000	EPA 8015B	EPA 3550C
Arsenic	4.5		1.5	0.20	mg/Kg	As Recd	1.000	EPA 6010B	EPA 3050B
Barium	160		0.25	0.029	mg/Kg	As Recd	1.000	EPA 6010B	EPA 3050B
Beryllium	0.59		0.098	0.020	mg/Kg	As Recd	1.000	EPA 6010B	EPA 3050B
Cadmium	0.33		0.25	0.049	mg/Kg	As Recd	1.000	EPA 6010B	EPA 3050B
Chromium	79		0.25	0.049	mg/Kg	As Recd	1.000	EPA 6010B	EPA 3050B
Cobalt	18		0.25	0.049	mg/Kg	As Recd	1.000	EPA 6010B	EPA 3050B
Copper	39		0.25	0.055	mg/Kg	As Recd	1.000	EPA 6010B	EPA 3050B
Lead	7.2		0.98	0.13	mg/Kg	As Recd	1.000	EPA 6010B	EPA 3050B
Mercury	0.11		0.016	0.0027	mg/Kg	As Recd	1.000	EPA 7471A	METHOD
Molybdenum	0.13	J	0.25	0.054	mg/Kg	As Recd	1.000	EPA 6010B	EPA 3050B
Nickel	100		0.25	0.068	mg/Kg	As Recd	1.000	EPA 6010B	EPA 3050B
Vanadium	61		0.25	0.049	mg/Kg	As Recd	1.000	EPA 6010B	EPA 3050B
Zinc	57		0.98	0.20	mg/Kg	As Recd	1.000	EPA 6010B	EPA 3050B

Client Sample ID : E-2-(1)

Laboratory Sample ID :

304731-054

Analyte	Result	Flags	RL	MDL	Units	Basis	IDF	Method	Prep Method
Diesel C10-C24	0.79	J	0.99	0.30	mg/Kg	As Recd	1.000	EPA 8015B	EPA 3550C
Motor Oil C24-C36	2.8	J	5.0	1.5	mg/Kg	As Recd	1.000	EPA 8015B	EPA 3550C
bis(2-Ethylhexyl)phthalate	18	J	330	8.4	ug/Kg	As Recd	1.000	EPA 8270C	EPA 3550C
Dieldrin	0.24	J	2.2	0.080	ug/Kg	As Recd	1.000	EPA 8081A	EPA 3546
4,4'-DDE	0.33	J	2.2	0.080	ug/Kg	As Recd	1.000	EPA 8081A	EPA 3546
Arsenic	2.5		1.4	0.19	mg/Kg	As Recd	1.000	EPA 6010B	EPA 3050B
Barium	180		0.24	0.028	mg/Kg	As Recd	1.000	EPA 6010B	EPA 3050B
Beryllium	0.70		0.094	0.019	mg/Kg	As Recd	1.000	EPA 6010B	EPA 3050B
Cadmium	0.44		0.24	0.047	mg/Kg	As Recd	1.000	EPA 6010B	EPA 3050B
Chromium	82		0.24	0.047	mg/Kg	As Recd	1.000	EPA 6010B	EPA 3050B
Cobalt	20		0.24	0.047	mg/Kg	As Recd	1.000	EPA 6010B	EPA 3050B
Copper	37		0.24	0.052	mg/Kg	As Recd	1.000	EPA 6010B	EPA 3050B
Lead	6.7		0.94	0.12	mg/Kg	As Recd	1.000	EPA 6010B	EPA 3050B
Mercury	0.038		0.017	0.0030	mg/Kg	As Recd	1.000	EPA 7471A	METHOD
Molybdenum	0.11	J	0.24	0.052	mg/Kg	As Recd	1.000	EPA 6010B	EPA 3050B
Nickel	92		0.24	0.065	mg/Kg	As Recd	1.000	EPA 6010B	EPA 3050B
Vanadium	67		0.24	0.047	mg/Kg	As Recd	1.000	EPA 6010B	EPA 3050B
Zinc	54		0.94	0.19	mg/Kg	As Recd	1.000	EPA 6010B	EPA 3050B

Client Sample ID : E-2-(5)

Laboratory Sample ID :

304731-055

Analyte	Result	Flags	RL	MDL	Units	Basis	IDF	Method	Prep Method
Diesel C10-C24	11	Y	1.0	0.31	mg/Kg	As Recd	1.000	EPA 8015B	EPA 3550C
Motor Oil C24-C36	44		5.0	1.5	mg/Kg	As Recd	1.000	EPA 8015B	EPA 3550C
Aldrin	4.2	J	5.5	0.30	ug/Kg	As Recd	5.000	EPA 8081A	EPA 3546
Endosulfan I	0.60	C,J	5.5	0.54	ug/Kg	As Recd	5.000	EPA 8081A	EPA 3546
Dieldrin	81	#	11	0.40	ug/Kg	As Recd	5.000	EPA 8081A	EPA 3546
4,4'-DDE	81	#	11	0.40	ug/Kg	As Recd	5.000	EPA 8081A	EPA 3546
4,4'-DDD	47	#	11	0.40	ug/Kg	As Recd	5.000	EPA 8081A	EPA 3546
alpha-Chlordane	1.2	C,J	5.5	0.71	ug/Kg	As Recd	5.000	EPA 8081A	EPA 3546
Arsenic	3.3		1.4	0.18	mg/Kg	As Recd	1.000	EPA 6010B	EPA 3050B
Barium	150		0.23	0.027	mg/Kg	As Recd	1.000	EPA 6010B	EPA 3050B
Beryllium	0.67		0.091	0.018	mg/Kg	As Recd	1.000	EPA 6010B	EPA 3050B
Cadmium	0.42		0.23	0.045	mg/Kg	As Recd	1.000	EPA 6010B	EPA 3050B
Chromium	81		0.23	0.045	mg/Kg	As Recd	1.000	EPA 6010B	EPA 3050B
Cobalt	18		0.23	0.045	mg/Kg	As Recd	1.000	EPA 6010B	EPA 3050B
Copper	35		0.23	0.051	mg/Kg	As Recd	1.000	EPA 6010B	EPA 3050B
Lead	9.0		0.91	0.12	mg/Kg	As Recd	1.000	EPA 6010B	EPA 3050B
Mercury	0.061		0.017	0.0030	mg/Kg	As Recd	1.000	EPA 7471A	METHOD
Nickel	85		0.23	0.063	mg/Kg	As Recd	1.000	EPA 6010B	EPA 3050B
Vanadium	68		0.23	0.045	mg/Kg	As Recd	1.000	EPA 6010B	EPA 3050B
Zinc	54		0.91	0.18	mg/Kg	As Recd	1.000	EPA 6010B	EPA 3050B

Client Sample ID : E-2-(10)

Laboratory Sample ID :

304731-056

Analyte	Result	Flags	RL	MDL	Units	Basis	IDF	Method	Prep Method
Diesel C10-C24	1.5	Y	1.0	0.31	mg/Kg	As Recd	1.000	EPA 8015B	EPA 3550C
Motor Oil C24-C36	13		5.0	1.5	mg/Kg	As Recd	1.000	EPA 8015B	EPA 3550C
Arsenic	4.0		1.5	0.20	mg/Kg	As Recd	1.000	EPA 6010B	EPA 3050B
Barium	200		0.25	0.029	mg/Kg	As Recd	1.000	EPA 6010B	EPA 3050B
Beryllium	0.68		0.10	0.020	mg/Kg	As Recd	1.000	EPA 6010B	EPA 3050B
Cadmium	0.37		0.25	0.050	mg/Kg	As Recd	1.000	EPA 6010B	EPA 3050B
Chromium	86		0.25	0.050	mg/Kg	As Recd	1.000	EPA 6010B	EPA 3050B
Cobalt	17		0.25	0.050	mg/Kg	As Recd	1.000	EPA 6010B	EPA 3050B
Copper	38		0.25	0.056	mg/Kg	As Recd	1.000	EPA 6010B	EPA 3050B
Lead	7.6		1.0	0.13	mg/Kg	As Recd	1.000	EPA 6010B	EPA 3050B
Mercury	0.072		0.016	0.0029	mg/Kg	As Recd	1.000	EPA 7471A	METHOD
Nickel	100		0.25	0.069	mg/Kg	As Recd	1.000	EPA 6010B	EPA 3050B
Vanadium	68		0.25	0.050	mg/Kg	As Recd	1.000	EPA 6010B	EPA 3050B
Zinc	57		1.0	0.20	mg/Kg	As Recd	1.000	EPA 6010B	EPA 3050B

Client Sample ID : E-2-(15)

Laboratory Sample ID :

304731-057

Analyte	Result	Flags	RL	MDL	Units	Basis	IDF	Method	Prep Method
Diesel C10-C24	2.7	Y	1.0	0.31	mg/Kg	As Recd	1.000	EPA 8015B	EPA 3550C
Motor Oil C24-C36	28		5.0	1.5	mg/Kg	As Recd	1.000	EPA 8015B	EPA 3550C
Arsenic	3.6		1.4	0.19	mg/Kg	As Recd	1.000	EPA 6010B	EPA 3050B
Barium	220		0.23	0.027	mg/Kg	As Recd	1.000	EPA 6010B	EPA 3050B
Beryllium	0.68		0.093	0.019	mg/Kg	As Recd	1.000	EPA 6010B	EPA 3050B
Cadmium	0.39		0.23	0.047	mg/Kg	As Recd	1.000	EPA 6010B	EPA 3050B
Chromium	83		0.23	0.047	mg/Kg	As Recd	1.000	EPA 6010B	EPA 3050B
Cobalt	20		0.23	0.047	mg/Kg	As Recd	1.000	EPA 6010B	EPA 3050B
Copper	30		0.23	0.052	mg/Kg	As Recd	1.000	EPA 6010B	EPA 3050B
Lead	6.4		0.93	0.12	mg/Kg	As Recd	1.000	EPA 6010B	EPA 3050B
Mercury	0.072		0.017	0.0029	mg/Kg	As Recd	1.000	EPA 7471A	METHOD
Nickel	85		0.23	0.065	mg/Kg	As Recd	1.000	EPA 6010B	EPA 3050B
Vanadium	72		0.23	0.047	mg/Kg	As Recd	1.000	EPA 6010B	EPA 3050B
Zinc	49		0.93	0.19	mg/Kg	As Recd	1.000	EPA 6010B	EPA 3050B

Client Sample ID : E-2-(20)

Laboratory Sample ID :

304731-058

Analyte	Result	Flags	RL	MDL	Units	Basis	IDF	Method	Prep Method
Diesel C10-C24	1.5	Y	1.0	0.31	mg/Kg	As Recd	1.000	EPA 8015B	EPA 3550C
Motor Oil C24-C36	3.1	J	5.0	1.5	mg/Kg	As Recd	1.000	EPA 8015B	EPA 3550C
Arsenic	4.6		1.5	0.21	mg/Kg	As Recd	1.000	EPA 6010B	EPA 3050B
Barium	170		0.26	0.030	mg/Kg	As Recd	1.000	EPA 6010B	EPA 3050B
Beryllium	0.73		0.10	0.021	mg/Kg	As Recd	1.000	EPA 6010B	EPA 3050B
Cadmium	0.36		0.26	0.052	mg/Kg	As Recd	1.000	EPA 6010B	EPA 3050B
Chromium	81		0.26	0.052	mg/Kg	As Recd	1.000	EPA 6010B	EPA 3050B
Cobalt	16		0.26	0.052	mg/Kg	As Recd	1.000	EPA 6010B	EPA 3050B
Copper	37		0.26	0.057	mg/Kg	As Recd	1.000	EPA 6010B	EPA 3050B
Lead	8.5		1.0	0.13	mg/Kg	As Recd	1.000	EPA 6010B	EPA 3050B
Mercury	0.033		0.017	0.0030	mg/Kg	As Recd	1.000	EPA 7471A	METHOD
Molybdenum	0.19	J	0.26	0.057	mg/Kg	As Recd	1.000	EPA 6010B	EPA 3050B
Nickel	89		0.26	0.071	mg/Kg	As Recd	1.000	EPA 6010B	EPA 3050B
Vanadium	66		0.26	0.052	mg/Kg	As Recd	1.000	EPA 6010B	EPA 3050B
Zinc	58		1.0	0.21	mg/Kg	As Recd	1.000	EPA 6010B	EPA 3050B

Client Sample ID : W-2-(2)

Laboratory Sample ID :

304731-059

Analyte	Result	Flags	RL	MDL	Units	Basis	IDF	Method	Prep Method
Diesel C10-C24	5.5	J	10	3.1	mg/Kg	As Recd	10.00	EPA 8015B	EPA 3550C
Motor Oil C24-C36	98		50	15	mg/Kg	As Recd	10.00	EPA 8015B	EPA 3550C
Dieldrin	2.5	J	11	0.43	ug/Kg	As Recd	5.000	EPA 8081A	EPA 3546
4,4'-DDE	87		11	0.49	ug/Kg	As Recd	5.000	EPA 8081A	EPA 3546
4,4'-DDD	1.5	C,J	11	0.73	ug/Kg	As Recd	5.000	EPA 8081A	EPA 3546
4,4'-DDT	38	#	11	1.6	ug/Kg	As Recd	5.000	EPA 8081A	EPA 3546
Arsenic	2.8		1.5	0.22	mg/Kg	As Recd	1.000	EPA 6010B	EPA 3050B
Barium	130		0.27	0.032	mg/Kg	As Recd	1.000	EPA 6010B	EPA 3050B
Beryllium	0.57		0.11	0.022	mg/Kg	As Recd	1.000	EPA 6010B	EPA 3050B
Cadmium	0.30		0.27	0.055	mg/Kg	As Recd	1.000	EPA 6010B	EPA 3050B
Chromium	60		0.27	0.055	mg/Kg	As Recd	1.000	EPA 6010B	EPA 3050B
Cobalt	13		0.27	0.055	mg/Kg	As Recd	1.000	EPA 6010B	EPA 3050B
Copper	27		0.27	0.061	mg/Kg	As Recd	1.000	EPA 6010B	EPA 3050B
Lead	5.3		1.0	0.14	mg/Kg	As Recd	1.000	EPA 6010B	EPA 3050B
Mercury	0.059		0.016	0.0029	mg/Kg	As Recd	1.000	EPA 7471A	METHOD
Molybdenum	0.23	J	0.27	0.061	mg/Kg	As Recd	1.000	EPA 6010B	EPA 3050B
Nickel	55		0.27	0.076	mg/Kg	As Recd	1.000	EPA 6010B	EPA 3050B
Vanadium	59		0.27	0.055	mg/Kg	As Recd	1.000	EPA 6010B	EPA 3050B
Zinc	48		1.1	0.22	mg/Kg	As Recd	1.000	EPA 6010B	EPA 3050B

Client Sample ID : W-2-(5)

Laboratory Sample ID :

304731-060

Analyte	Result	Flags	RL	MDL	Units	Basis	IDF	Method	Prep Method
Diesel C10-C24	0.61	J	0.99	0.30	mg/Kg	As Recd	1.000	EPA 8015B	EPA 3550C
Motor Oil C24-C36	1.9	J	5.0	1.5	mg/Kg	As Recd	1.000	EPA 8015B	EPA 3550C
Di-n-butylphthalate	11	J	330	9.5	ug/Kg	As Recd	1.000	EPA 8270C	EPA 3550C
Endosulfan I	0.21	J	1.1	0.078	ug/Kg	As Recd	1.000	EPA 8081A	EPA 3546
Dieldrin	0.11	C,J	2.2	0.086	ug/Kg	As Recd	1.000	EPA 8081A	EPA 3546
Arsenic	5.2		1.4	0.19	mg/Kg	As Recd	1.000	EPA 6010B	EPA 3050B
Barium	97		0.24	0.028	mg/Kg	As Recd	1.000	EPA 6010B	EPA 3050B
Beryllium	0.67		0.096	0.019	mg/Kg	As Recd	1.000	EPA 6010B	EPA 3050B
Cadmium	0.31		0.24	0.048	mg/Kg	As Recd	1.000	EPA 6010B	EPA 3050B
Chromium	56		0.24	0.048	mg/Kg	As Recd	1.000	EPA 6010B	EPA 3050B
Cobalt	15		0.24	0.048	mg/Kg	As Recd	1.000	EPA 6010B	EPA 3050B
Copper	39		0.24	0.053	mg/Kg	As Recd	1.000	EPA 6010B	EPA 3050B
Lead	5.4		0.96	0.12	mg/Kg	As Recd	1.000	EPA 6010B	EPA 3050B
Mercury	0.11		0.016	0.0027	mg/Kg	As Recd	1.000	EPA 7471A	METHOD
Molybdenum	0.13	J	0.24	0.053	mg/Kg	As Recd	1.000	EPA 6010B	EPA 3050B
Nickel	62		0.24	0.066	mg/Kg	As Recd	1.000	EPA 6010B	EPA 3050B
Vanadium	68		0.24	0.048	mg/Kg	As Recd	1.000	EPA 6010B	EPA 3050B
Zinc	55		0.96	0.19	mg/Kg	As Recd	1.000	EPA 6010B	EPA 3050B

Client Sample ID : W-2-(10)

Laboratory Sample ID :

304731-061

Analyte	Result	Flags	RL	MDL	Units	Basis	IDF	Method	Prep Method
Diesel C10-C24	0.74	J	1.0	0.31	mg/Kg	As Recd	1.000	EPA 8015B	EPA 3550C
Motor Oil C24-C36	3.8	J	5.0	1.5	mg/Kg	As Recd	1.000	EPA 8015B	EPA 3550C
Arsenic	3.7		1.5	0.22	mg/Kg	As Recd	1.000	EPA 6010B	EPA 3050B
Barium	81		0.27	0.032	mg/Kg	As Recd	1.000	EPA 6010B	EPA 3050B
Beryllium	0.60		0.11	0.022	mg/Kg	As Recd	1.000	EPA 6010B	EPA 3050B
Cadmium	0.35		0.27	0.055	mg/Kg	As Recd	1.000	EPA 6010B	EPA 3050B
Chromium	58		0.27	0.055	mg/Kg	As Recd	1.000	EPA 6010B	EPA 3050B
Cobalt	11		0.27	0.055	mg/Kg	As Recd	1.000	EPA 6010B	EPA 3050B
Copper	35		0.27	0.061	mg/Kg	As Recd	1.000	EPA 6010B	EPA 3050B
Lead	5.0		1.0	0.14	mg/Kg	As Recd	1.000	EPA 6010B	EPA 3050B
Mercury	0.12		0.017	0.0030	mg/Kg	As Recd	1.000	EPA 7471A	METHOD
Molybdenum	0.21	J	0.27	0.061	mg/Kg	As Recd	1.000	EPA 6010B	EPA 3050B
Nickel	69		0.27	0.076	mg/Kg	As Recd	1.000	EPA 6010B	EPA 3050B
Vanadium	66		0.27	0.055	mg/Kg	As Recd	1.000	EPA 6010B	EPA 3050B
Zinc	53		1.1	0.22	mg/Kg	As Recd	1.000	EPA 6010B	EPA 3050B

Client Sample ID : W-2-(15)

Laboratory Sample ID :

304731-062

Analyte	Result	Flags	RL	MDL	Units	Basis	IDF	Method	Prep Method
Diesel C10-C24	2.4	Y,b	1.0	0.31	mg/Kg	As Recd	1.000	EPA 8015B	EPA 3550C
Motor Oil C24-C36	2.4	J	5.0	1.5	mg/Kg	As Recd	1.000	EPA 8015B	EPA 3550C
Arsenic	4.1		1.5	0.21	mg/Kg	As Recd	1.000	EPA 6010B	EPA 3050B
Barium	100		0.26	0.030	mg/Kg	As Recd	1.000	EPA 6010B	EPA 3050B
Beryllium	0.64		0.10	0.021	mg/Kg	As Recd	1.000	EPA 6010B	EPA 3050B
Cadmium	0.29		0.26	0.052	mg/Kg	As Recd	1.000	EPA 6010B	EPA 3050B
Chromium	47		0.26	0.052	mg/Kg	As Recd	1.000	EPA 6010B	EPA 3050B
Cobalt	11		0.26	0.052	mg/Kg	As Recd	1.000	EPA 6010B	EPA 3050B
Copper	37		0.26	0.057	mg/Kg	As Recd	1.000	EPA 6010B	EPA 3050B
Lead	6.3		1.0	0.13	mg/Kg	As Recd	1.000	EPA 6010B	EPA 3050B
Mercury	0.13		0.017	0.0030	mg/Kg	As Recd	1.000	EPA 7471A	METHOD
Molybdenum	0.20	J	0.26	0.057	mg/Kg	As Recd	1.000	EPA 6010B	EPA 3050B
Nickel	50		0.26	0.071	mg/Kg	As Recd	1.000	EPA 6010B	EPA 3050B
Vanadium	68		0.26	0.052	mg/Kg	As Recd	1.000	EPA 6010B	EPA 3050B
Zinc	56		1.0	0.21	mg/Kg	As Recd	1.000	EPA 6010B	EPA 3050B

Client Sample ID : W-2-(20)

Laboratory Sample ID :

304731-063

Analyte	Result	Flags	RL	MDL	Units	Basis	IDF	Method	Prep Method
Diesel C10-C24	41	Y,b	9.9	3.0	mg/Kg	As Recd	10.00	EPA 8015B	EPA 3550C
Motor Oil C24-C36	440		50	15	mg/Kg	As Recd	10.00	EPA 8015B	EPA 3550C
Arsenic	3.5		1.4	0.19	mg/Kg	As Recd	1.000	EPA 6010B	EPA 3050B
Barium	110		0.24	0.028	mg/Kg	As Recd	1.000	EPA 6010B	EPA 3050B
Beryllium	0.55		0.096	0.019	mg/Kg	As Recd	1.000	EPA 6010B	EPA 3050B
Cadmium	0.71		0.24	0.048	mg/Kg	As Recd	1.000	EPA 6010B	EPA 3050B
Chromium	60		0.24	0.048	mg/Kg	As Recd	1.000	EPA 6010B	EPA 3050B
Cobalt	9.7		0.24	0.048	mg/Kg	As Recd	1.000	EPA 6010B	EPA 3050B
Copper	26		0.24	0.053	mg/Kg	As Recd	1.000	EPA 6010B	EPA 3050B
Lead	4.9		0.96	0.12	mg/Kg	As Recd	1.000	EPA 6010B	EPA 3050B
Mercury	0.081		0.016	0.0027	mg/Kg	As Recd	1.000	EPA 7471A	METHOD
Molybdenum	2.0		0.24	0.053	mg/Kg	As Recd	1.000	EPA 6010B	EPA 3050B
Nickel	57		0.24	0.066	mg/Kg	As Recd	1.000	EPA 6010B	EPA 3050B
Silver	1.1		0.24	0.048	mg/Kg	As Recd	1.000	EPA 6010B	EPA 3050B
Vanadium	56		0.24	0.048	mg/Kg	As Recd	1.000	EPA 6010B	EPA 3050B
Zinc	44		0.96	0.19	mg/Kg	As Recd	1.000	EPA 6010B	EPA 3050B

Client Sample ID : W-3-(1)

Laboratory Sample ID :

304731-064

Analyte	Result	Flags	RL	MDL	Units	Basis	IDF	Method	Prep Method
Diesel C10-C24	4.7	Y,b	0.99	0.30	mg/Kg	As Recd	1.000	EPA 8015B	EPA 3550C
Motor Oil C24-C36	25		5.0	1.5	mg/Kg	As Recd	1.000	EPA 8015B	EPA 3550C
4,4'-DDE	0.35	J	2.2	0.078	ug/Kg	As Recd	1.000	EPA 8081A	EPA 3546
Arsenic	3.4		1.5	0.22	mg/Kg	As Recd	1.000	EPA 6010B	EPA 3050B
Barium	460		0.27	0.032	mg/Kg	As Recd	1.000	EPA 6010B	EPA 3050B
Beryllium	0.24		0.11	0.022	mg/Kg	As Recd	1.000	EPA 6010B	EPA 3050B
Cadmium	0.45		0.27	0.054	mg/Kg	As Recd	1.000	EPA 6010B	EPA 3050B
Chromium	27		0.27	0.054	mg/Kg	As Recd	1.000	EPA 6010B	EPA 3050B
Cobalt	8.6		0.27	0.054	mg/Kg	As Recd	1.000	EPA 6010B	EPA 3050B
Copper	19		0.27	0.060	mg/Kg	As Recd	1.000	EPA 6010B	EPA 3050B
Lead	1.1		1.0	0.14	mg/Kg	As Recd	1.000	EPA 6010B	EPA 3050B
Mercury	0.24		0.016	0.0028	mg/Kg	As Recd	1.000	EPA 7471A	METHOD
Molybdenum	0.31		0.27	0.059	mg/Kg	As Recd	1.000	EPA 6010B	EPA 3050B
Nickel	47		0.27	0.074	mg/Kg	As Recd	1.000	EPA 6010B	EPA 3050B
Vanadium	29		0.27	0.054	mg/Kg	As Recd	1.000	EPA 6010B	EPA 3050B
Zinc	31		1.1	0.22	mg/Kg	As Recd	1.000	EPA 6010B	EPA 3050B

Client Sample ID : W-3-(5)

Laboratory Sample ID :

304731-065

Analyte	Result	Flags	RL	MDL	Units	Basis	IDF	Method	Prep Method
Diesel C10-C24	2.4	Y,b	1.0	0.31	mg/Kg	As Recd	1.000	EPA 8015B	EPA 3550C
Motor Oil C24-C36	2.4	J	5.0	1.5	mg/Kg	As Recd	1.000	EPA 8015B	EPA 3550C
Arsenic	5.0		1.5	0.21	mg/Kg	As Recd	1.000	EPA 6010B	EPA 3050B
Barium	99		0.27	0.031	mg/Kg	As Recd	1.000	EPA 6010B	EPA 3050B
Beryllium	0.69		0.11	0.021	mg/Kg	As Recd	1.000	EPA 6010B	EPA 3050B
Cadmium	0.35		0.27	0.053	mg/Kg	As Recd	1.000	EPA 6010B	EPA 3050B
Chromium	57		0.27	0.053	mg/Kg	As Recd	1.000	EPA 6010B	EPA 3050B
Cobalt	16		0.27	0.053	mg/Kg	As Recd	1.000	EPA 6010B	EPA 3050B
Copper	43		0.27	0.059	mg/Kg	As Recd	1.000	EPA 6010B	EPA 3050B
Lead	6.7		1.0	0.14	mg/Kg	As Recd	1.000	EPA 6010B	EPA 3050B
Mercury	0.15		0.017	0.0030	mg/Kg	As Recd	1.000	EPA 7471A	METHOD
Molybdenum	0.23	J	0.27	0.059	mg/Kg	As Recd	1.000	EPA 6010B	EPA 3050B
Nickel	79		0.27	0.074	mg/Kg	As Recd	1.000	EPA 6010B	EPA 3050B
Vanadium	70		0.27	0.053	mg/Kg	As Recd	1.000	EPA 6010B	EPA 3050B
Zinc	54		1.1	0.21	mg/Kg	As Recd	1.000	EPA 6010B	EPA 3050B

Client Sample ID : W-3-(10)

Laboratory Sample ID :

304731-066

Analyte	Result	Flags	RL	MDL	Units	Basis	IDF	Method	Prep Method
Diesel C10-C24	1.9	Y,b	1.0	0.31	mg/Kg	As Recd	1.000	EPA 8015B	EPA 3550C
Motor Oil C24-C36	2.2	J	5.0	1.5	mg/Kg	As Recd	1.000	EPA 8015B	EPA 3550C
Arsenic	3.9		1.5	0.21	mg/Kg	As Recd	1.000	EPA 6010B	EPA 3050B
Barium	84		0.26	0.031	mg/Kg	As Recd	1.000	EPA 6010B	EPA 3050B
Beryllium	0.59		0.11	0.021	mg/Kg	As Recd	1.000	EPA 6010B	EPA 3050B
Cadmium	0.31		0.26	0.053	mg/Kg	As Recd	1.000	EPA 6010B	EPA 3050B
Chromium	54		0.26	0.053	mg/Kg	As Recd	1.000	EPA 6010B	EPA 3050B
Cobalt	12		0.26	0.053	mg/Kg	As Recd	1.000	EPA 6010B	EPA 3050B
Copper	29		0.26	0.059	mg/Kg	As Recd	1.000	EPA 6010B	EPA 3050B
Lead	5.1		1.0	0.14	mg/Kg	As Recd	1.000	EPA 6010B	EPA 3050B
Mercury	0.076		0.016	0.0029	mg/Kg	As Recd	1.000	EPA 7471A	METHOD
Molybdenum	0.21	J	0.26	0.058	mg/Kg	As Recd	1.000	EPA 6010B	EPA 3050B
Nickel	65		0.26	0.073	mg/Kg	As Recd	1.000	EPA 6010B	EPA 3050B
Vanadium	63		0.26	0.053	mg/Kg	As Recd	1.000	EPA 6010B	EPA 3050B
Zinc	49		1.1	0.21	mg/Kg	As Recd	1.000	EPA 6010B	EPA 3050B

Client Sample ID : W-3-(15)

Laboratory Sample ID :

304731-067

Analyte	Result	Flags	RL	MDL	Units	Basis	IDF	Method	Prep Method
Diesel C10-C24	1.1	Y,b	1.0	0.31	mg/Kg	As Recd	1.000	EPA 8015B	EPA 3550C
Arsenic	5.9		1.5	0.20	mg/Kg	As Recd	1.000	EPA 6010B	EPA 3050B
Barium	130		0.24	0.029	mg/Kg	As Recd	1.000	EPA 6010B	EPA 3050B
Beryllium	0.68		0.097	0.019	mg/Kg	As Recd	1.000	EPA 6010B	EPA 3050B
Cadmium	0.36		0.24	0.049	mg/Kg	As Recd	1.000	EPA 6010B	EPA 3050B
Chromium	53		0.24	0.049	mg/Kg	As Recd	1.000	EPA 6010B	EPA 3050B
Cobalt	13		0.24	0.049	mg/Kg	As Recd	1.000	EPA 6010B	EPA 3050B
Copper	39		0.24	0.054	mg/Kg	As Recd	1.000	EPA 6010B	EPA 3050B
Lead	8.1		0.97	0.12	mg/Kg	As Recd	1.000	EPA 6010B	EPA 3050B
Mercury	0.073		0.016	0.0029	mg/Kg	As Recd	1.000	EPA 7471A	METHOD
Molybdenum	0.26		0.24	0.054	mg/Kg	As Recd	1.000	EPA 6010B	EPA 3050B
Nickel	74		0.24	0.067	mg/Kg	As Recd	1.000	EPA 6010B	EPA 3050B
Vanadium	55		0.24	0.049	mg/Kg	As Recd	1.000	EPA 6010B	EPA 3050B
Zinc	55		0.97	0.19	mg/Kg	As Recd	1.000	EPA 6010B	EPA 3050B

Client Sample ID : W-3-(20)

Laboratory Sample ID :

304731-068

Analyte	Result	Flags	RL	MDL	Units	Basis	IDF	Method	Prep Method
Diesel C10-C24	1.6	Y,b	0.99	0.30	mg/Kg	As Recd	1.000	EPA 8015B	EPA 3550C
Motor Oil C24-C36	2.1	J	5.0	1.5	mg/Kg	As Recd	1.000	EPA 8015B	EPA 3550C
Arsenic	5.9		1.4	0.19	mg/Kg	As Recd	1.000	EPA 6010B	EPA 3050B
Barium	130		0.24	0.028	mg/Kg	As Recd	1.000	EPA 6010B	EPA 3050B
Beryllium	0.76		0.094	0.019	mg/Kg	As Recd	1.000	EPA 6010B	EPA 3050B
Cadmium	0.44		0.24	0.047	mg/Kg	As Recd	1.000	EPA 6010B	EPA 3050B
Chromium	44		0.24	0.047	mg/Kg	As Recd	1.000	EPA 6010B	EPA 3050B
Cobalt	13		0.24	0.047	mg/Kg	As Recd	1.000	EPA 6010B	EPA 3050B
Copper	33		0.24	0.052	mg/Kg	As Recd	1.000	EPA 6010B	EPA 3050B
Lead	9.1		0.94	0.12	mg/Kg	As Recd	1.000	EPA 6010B	EPA 3050B
Mercury	0.16		0.017	0.0030	mg/Kg	As Recd	1.000	EPA 7471A	METHOD
Molybdenum	0.61		0.24	0.052	mg/Kg	As Recd	1.000	EPA 6010B	EPA 3050B
Nickel	65		0.24	0.065	mg/Kg	As Recd	1.000	EPA 6010B	EPA 3050B
Vanadium	55		0.24	0.047	mg/Kg	As Recd	1.000	EPA 6010B	EPA 3050B
Zinc	66		0.94	0.19	mg/Kg	As Recd	1.000	EPA 6010B	EPA 3050B

Client Sample ID : W-4-(1)

Laboratory Sample ID :

304731-069

Analyte	Result	Flags	RL	MDL	Units	Basis	IDF	Method	Prep Method
Diesel C10-C24	4.5	Y,b	1.0	0.31	mg/Kg	As Recd	1.000	EPA 8015B	EPA 3550C
Motor Oil C24-C36	11		5.0	1.5	mg/Kg	As Recd	1.000	EPA 8015B	EPA 3550C
Dieldrin	2.9		2.2	0.088	ug/Kg	As Recd	1.000	EPA 8081A	EPA 3546
4,4'-DDE	35		2.2	0.099	ug/Kg	As Recd	1.000	EPA 8081A	EPA 3546
4,4'-DDD	2.4		2.2	0.15	ug/Kg	As Recd	1.000	EPA 8081A	EPA 3546
4,4'-DDT	13	#	2.2	0.34	ug/Kg	As Recd	1.000	EPA 8081A	EPA 3546
alpha-Chlordane	0.15	C,J	1.1	0.14	ug/Kg	As Recd	1.000	EPA 8081A	EPA 3546
gamma-Chlordane	0.41	C,J	1.1	0.11	ug/Kg	As Recd	1.000	EPA 8081A	EPA 3546
Arsenic	5.0		1.5	0.20	mg/Kg	As Recd	1.000	EPA 6010B	EPA 3050B
Barium	200		0.25	0.029	mg/Kg	As Recd	1.000	EPA 6010B	EPA 3050B
Beryllium	0.72		0.10	0.020	mg/Kg	As Recd	1.000	EPA 6010B	EPA 3050B
Cadmium	0.43		0.25	0.050	mg/Kg	As Recd	1.000	EPA 6010B	EPA 3050B
Chromium	88		0.25	0.050	mg/Kg	As Recd	1.000	EPA 6010B	EPA 3050B
Cobalt	18		0.25	0.050	mg/Kg	As Recd	1.000	EPA 6010B	EPA 3050B
Copper	40		0.25	0.056	mg/Kg	As Recd	1.000	EPA 6010B	EPA 3050B
Lead	8.0		1.0	0.13	mg/Kg	As Recd	1.000	EPA 6010B	EPA 3050B
Mercury	0.13		0.017	0.0030	mg/Kg	As Recd	1.000	EPA 7471A	METHOD
Molybdenum	0.20	J	0.25	0.055	mg/Kg	As Recd	1.000	EPA 6010B	EPA 3050B
Nickel	96		0.25	0.069	mg/Kg	As Recd	1.000	EPA 6010B	EPA 3050B
Vanadium	71		0.25	0.050	mg/Kg	As Recd	1.000	EPA 6010B	EPA 3050B
Zinc	64		1.0	0.20	mg/Kg	As Recd	1.000	EPA 6010B	EPA 3050B

Client Sample ID : W-4-(5)

Laboratory Sample ID :

304731-070

Analyte	Result	Flags	RL	MDL	Units	Basis	IDF	Method	Prep Method
Diesel C10-C24	3.0	Y	1.0	0.31	mg/Kg	As Recd	1.000	EPA 8015B	EPA 3550C
Motor Oil C24-C36	14		5.0	1.5	mg/Kg	As Recd	1.000	EPA 8015B	EPA 3550C
Arsenic	4.0		1.4	0.19	mg/Kg	As Recd	1.000	EPA 6010B	EPA 3050B
Barium	150		0.23	0.027	mg/Kg	As Recd	1.000	EPA 6010B	EPA 3050B
Beryllium	0.61		0.093	0.019	mg/Kg	As Recd	1.000	EPA 6010B	EPA 3050B
Cadmium	0.37		0.23	0.047	mg/Kg	As Recd	1.000	EPA 6010B	EPA 3050B
Chromium	58		0.23	0.047	mg/Kg	As Recd	1.000	EPA 6010B	EPA 3050B
Cobalt	14		0.23	0.047	mg/Kg	As Recd	1.000	EPA 6010B	EPA 3050B
Copper	26		0.23	0.052	mg/Kg	As Recd	1.000	EPA 6010B	EPA 3050B
Lead	6.3		0.93	0.12	mg/Kg	As Recd	1.000	EPA 6010B	EPA 3050B
Mercury	0.063		0.016	0.0029	mg/Kg	As Recd	1.000	EPA 7471A	METHOD
Molybdenum	0.17	J	0.23	0.052	mg/Kg	As Recd	1.000	EPA 6010B	EPA 3050B
Nickel	66		0.23	0.065	mg/Kg	As Recd	1.000	EPA 6010B	EPA 3050B
Vanadium	60		0.23	0.047	mg/Kg	As Recd	1.000	EPA 6010B	EPA 3050B
Zinc	57		0.93	0.19	mg/Kg	As Recd	1.000	EPA 6010B	EPA 3050B

Client Sample ID : W-4-(10)

Laboratory Sample ID :

304731-071

Analyte	Result	Flags	RL	MDL	Units	Basis	IDF	Method	Prep Method
Diesel C10-C24	1.5	Y	0.99	0.30	mg/Kg	As Recd	1.000	EPA 8015B	EPA 3550C
Motor Oil C24-C36	6.0		5.0	1.5	mg/Kg	As Recd	1.000	EPA 8015B	EPA 3550C
Arsenic	8.1		1.5	0.21	mg/Kg	As Recd	1.000	EPA 6010B	EPA 3050B
Barium	180		0.27	0.031	mg/Kg	As Recd	1.000	EPA 6010B	EPA 3050B
Beryllium	0.95		0.11	0.021	mg/Kg	As Recd	1.000	EPA 6010B	EPA 3050B
Cadmium	0.57		0.27	0.053	mg/Kg	As Recd	1.000	EPA 6010B	EPA 3050B
Chromium	71		0.27	0.053	mg/Kg	As Recd	1.000	EPA 6010B	EPA 3050B
Cobalt	23		0.27	0.053	mg/Kg	As Recd	1.000	EPA 6010B	EPA 3050B
Copper	58		0.27	0.059	mg/Kg	As Recd	1.000	EPA 6010B	EPA 3050B
Lead	12		1.0	0.14	mg/Kg	As Recd	1.000	EPA 6010B	EPA 3050B
Mercury	0.11		0.017	0.0030	mg/Kg	As Recd	1.000	EPA 7471A	METHOD
Molybdenum	0.54		0.27	0.059	mg/Kg	As Recd	1.000	EPA 6010B	EPA 3050B
Nickel	120		0.27	0.074	mg/Kg	As Recd	1.000	EPA 6010B	EPA 3050B
Vanadium	79		0.27	0.053	mg/Kg	As Recd	1.000	EPA 6010B	EPA 3050B
Zinc	89		1.1	0.21	mg/Kg	As Recd	1.000	EPA 6010B	EPA 3050B

Client Sample ID : W-4-(15)

Laboratory Sample ID :

304731-072

Analyte	Result	Flags	RL	MDL	Units	Basis	IDF	Method	Prep Method
Diesel C10-C24	0.60	J	1.0	0.31	mg/Kg	As Recd	1.000	EPA 8015B	EPA 3550C
Motor Oil C24-C36	2.1	J	5.0	1.5	mg/Kg	As Recd	1.000	EPA 8015B	EPA 3550C
Antimony	0.65	J	2.0	0.068	mg/Kg	As Recd	1.000	EPA 6010B	EPA 3050B
Arsenic	5.8		1.5	0.066	mg/Kg	As Recd	1.000	EPA 6010B	EPA 3050B
Barium	130		0.25	0.030	mg/Kg	As Recd	1.000	EPA 6010B	EPA 3050B
Beryllium	0.61		0.099	0.0099	mg/Kg	As Recd	1.000	EPA 6010B	EPA 3050B
Cadmium	0.38		0.25	0.050	mg/Kg	As Recd	1.000	EPA 6010B	EPA 3050B
Chromium	51		0.25	0.049	mg/Kg	As Recd	1.000	EPA 6010B	EPA 3050B
Cobalt	14		0.25	0.014	mg/Kg	As Recd	1.000	EPA 6010B	EPA 3050B
Copper	36		0.25	0.056	mg/Kg	As Recd	1.000	EPA 6010B	EPA 3050B
Lead	8.6		0.99	0.056	mg/Kg	As Recd	1.000	EPA 6010B	EPA 3050B
Mercury	0.13		0.017	0.0030	mg/Kg	As Recd	1.000	EPA 7471A	METHOD
Molybdenum	0.72		0.25	0.026	mg/Kg	As Recd	1.000	EPA 6010B	EPA 3050B
Nickel	70		0.25	0.050	mg/Kg	As Recd	1.000	EPA 6010B	EPA 3050B
Vanadium	49		0.25	0.052	mg/Kg	As Recd	1.000	EPA 6010B	EPA 3050B
Zinc	60		0.99	0.21	mg/Kg	As Recd	1.000	EPA 6010B	EPA 3050B

Client Sample ID : W-4-(20)

Laboratory Sample ID :

304731-073

Analyte	Result	Flags	RL	MDL	Units	Basis	IDF	Method	Prep Method
Diesel C10-C24	1.1	Y	1.0	0.31	mg/Kg	As Recd	1.000	EPA 8015B	EPA 3550C
Motor Oil C24-C36	15		5.0	1.5	mg/Kg	As Recd	1.000	EPA 8015B	EPA 3550C
Antimony	0.26	J	1.9	0.067	mg/Kg	As Recd	1.000	EPA 6010B	EPA 3050B
Arsenic	5.0		1.5	0.064	mg/Kg	As Recd	1.000	EPA 6010B	EPA 3050B
Barium	130		0.24	0.029	mg/Kg	As Recd	1.000	EPA 6010B	EPA 3050B
Beryllium	0.60		0.097	0.0097	mg/Kg	As Recd	1.000	EPA 6010B	EPA 3050B
Cadmium	0.48		0.24	0.049	mg/Kg	As Recd	1.000	EPA 6010B	EPA 3050B
Chromium	51		0.24	0.048	mg/Kg	As Recd	1.000	EPA 6010B	EPA 3050B
Cobalt	13		0.24	0.014	mg/Kg	As Recd	1.000	EPA 6010B	EPA 3050B
Copper	34		0.24	0.055	mg/Kg	As Recd	1.000	EPA 6010B	EPA 3050B
Lead	8.3		0.97	0.055	mg/Kg	As Recd	1.000	EPA 6010B	EPA 3050B
Mercury	0.088		0.017	0.0030	mg/Kg	As Recd	1.000	EPA 7471A	METHOD
Molybdenum	0.65		0.24	0.025	mg/Kg	As Recd	1.000	EPA 6010B	EPA 3050B
Nickel	59		0.24	0.049	mg/Kg	As Recd	1.000	EPA 6010B	EPA 3050B
Vanadium	49		0.24	0.051	mg/Kg	As Recd	1.000	EPA 6010B	EPA 3050B
Zinc	69		0.97	0.21	mg/Kg	As Recd	1.000	EPA 6010B	EPA 3050B

= CCV drift outside limits; average CCV drift within limits per method requirements

C = Presence confirmed, but RPD between columns exceeds 40%

J = Estimated value

Y = Sample exhibits chromatographic pattern which does not resemble standard

b = See narrative

Total Volatile Hydrocarbons			
Lab #:	304731	Location:	Vallco Cupertino, CA
Client:	WSP	Prep:	EPA 5030B
Project#:	VALLCO	Analysis:	EPA 8015B
Field ID:	EB-1	Batch#:	265182
Matrix:	Water	Sampled:	10/31/18
Units:	ug/L	Received:	11/01/18
Diln Fac:	1.000	Analyzed:	11/05/18

Type: SAMPLE Lab ID: 304731-048

Analyte	Result	RL	MDL
Gasoline C7-C12	21 J	50	11

Surrogate	%REC	Limits
Bromofluorobenzene (FID)	110	79-120

Type: BLANK Lab ID: QC954416

Analyte	Result	RL	MDL
Gasoline C7-C12	ND	50	11

Surrogate	%REC	Limits
Bromofluorobenzene (FID)	94	79-120

J= Estimated value
 ND= Not Detected
 RL= Reporting Limit
 MDL= Method Detection Limit

Batch QC Report

Total Volatile Hydrocarbons			
Lab #:	304731	Location:	Vallco Cupertino, CA
Client:	WSP	Prep:	EPA 5030B
Project#:	VALLCO	Analysis:	EPA 8015B
Field ID:	EB-1	Batch#:	265182
MSS Lab ID:	304731-048	Sampled:	10/31/18
Matrix:	Water	Received:	11/01/18
Units:	ug/L	Analyzed:	11/05/18
Diln Fac:	1.000		

Type: MS Lab ID: QC954414

Analyte	MSS Result	Spiked	Result	%REC	Limits
Gasoline C7-C12	20.88	2,000	2,188	108	80-120

Surrogate	%REC	Limits
Bromofluorobenzene (FID)	113	79-120

Type: MSD Lab ID: QC954415

Analyte	Spiked	Result	%REC	Limits	RPD	Lim
Gasoline C7-C12	2,000	2,084	103	80-120	5	20

Surrogate	%REC	Limits
Bromofluorobenzene (FID)	112	79-120

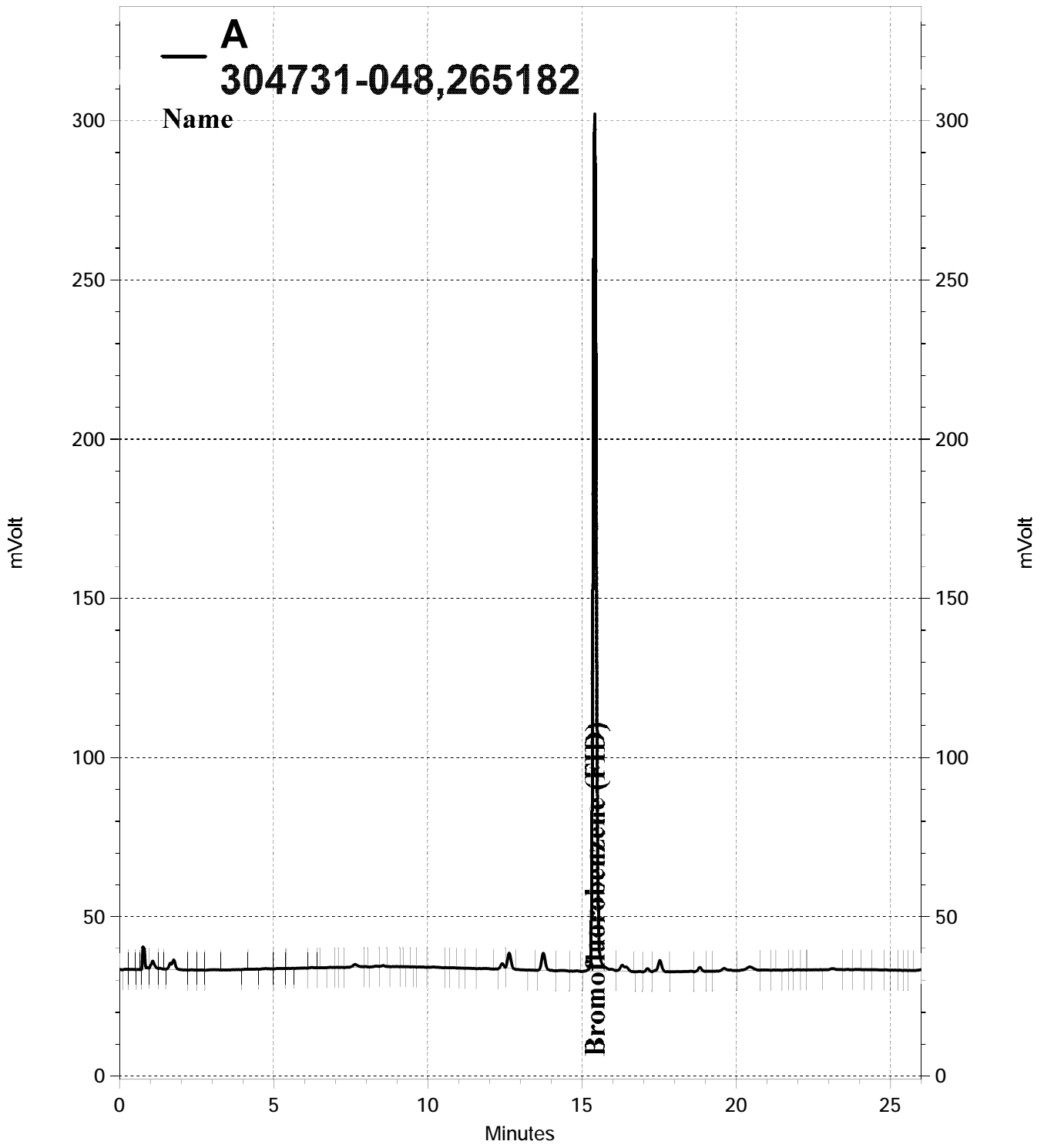
RPD= Relative Percent Difference

Batch QC Report

Total Volatile Hydrocarbons			
Lab #:	304731	Location:	Vallco Cupertino, CA
Client:	WSP	Prep:	EPA 5030B
Project#:	VALLCO	Analysis:	EPA 8015B
Type:	LCS	Diln Fac:	1.000
Lab ID:	QC954495	Batch#:	265182
Matrix:	Water	Analyzed:	11/05/18
Units:	ug/L		

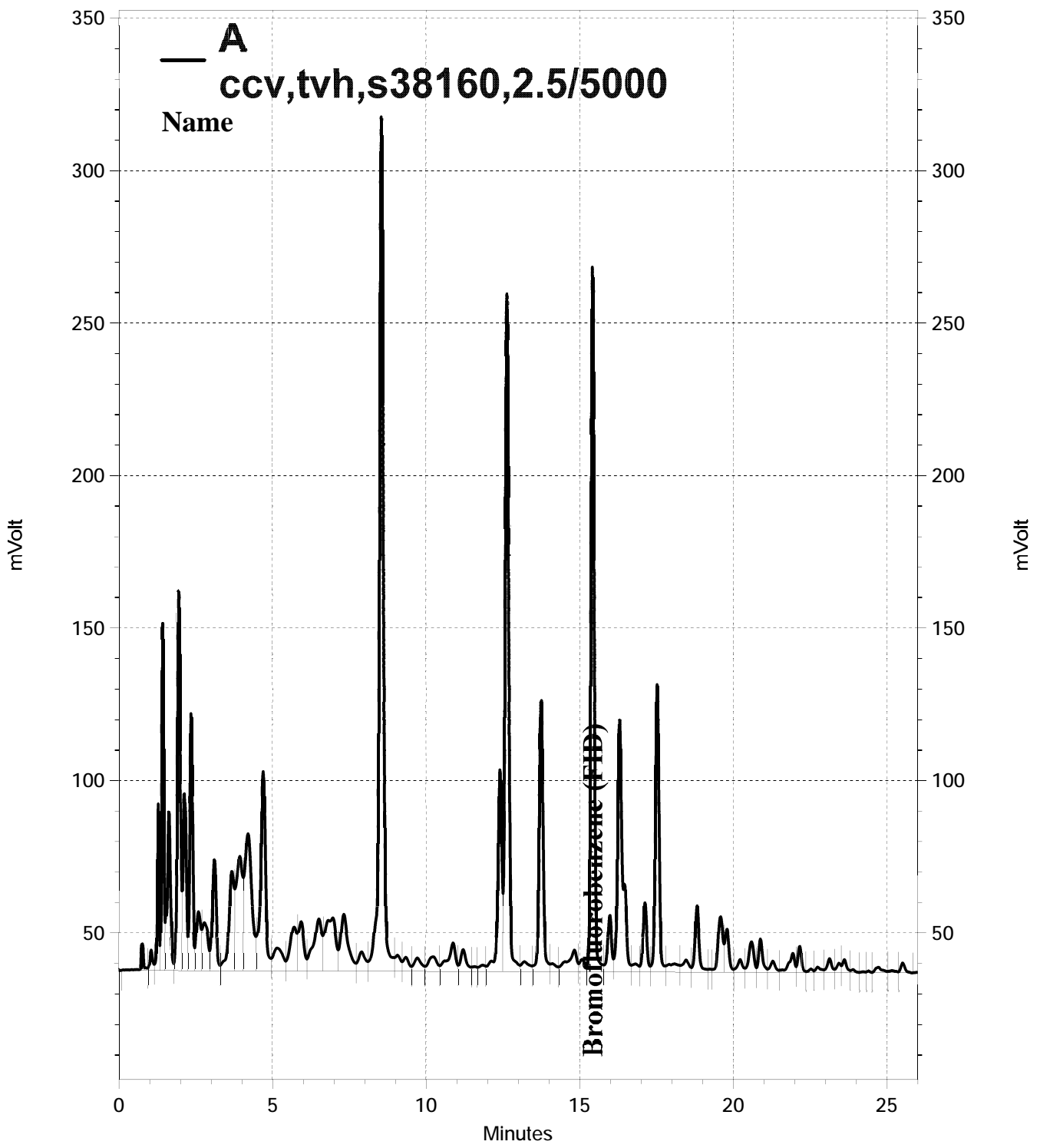
Analyte	Spiked	Result	%REC	Limits
Gasoline C7-C12	1,000	1,011	101	80-120

Surrogate	%REC	Limits
Bromofluorobenzene (FID)	94	79-120



A
304731-048,265182
Name

— \\Lims\gdrive\ezchrom\Projects\GC07\Data\309-009, A



A
ccv,tvh,s38160,2.5/5000
Name

Bromofluorezene (FID)

\\Lims\gdrive\ezchrom\Projects\GC07\Data\309-004, A

Total Volatile Hydrocarbons			
Lab #:	304731	Location:	Vallco Cupertino, CA
Client:	WSP	Prep:	EPA 5030B
Project#:	VALLCO	Analysis:	EPA 8015B
Matrix:	Soil	Diln Fac:	1.000
Units:	mg/Kg	Received:	11/01/18
Basis:	as received		

Field ID: S-1-(1) Batch#: 265179
 Type: SAMPLE Sampled: 10/30/18
 Lab ID: 304731-001 Analyzed: 11/05/18

Analyte	Result	RL	MDL
Gasoline C7-C12	ND	1.0	0.065

Surrogate	%REC	Limits
Bromofluorobenzene (FID)	120	64-134

Field ID: S-1-(5) Batch#: 265179
 Type: SAMPLE Sampled: 10/30/18
 Lab ID: 304731-002 Analyzed: 11/05/18

Analyte	Result	RL	MDL
Gasoline C7-C12	ND	1.1	0.067

Surrogate	%REC	Limits
Bromofluorobenzene (FID)	120	64-134

Field ID: S-1-(10) Batch#: 265179
 Type: SAMPLE Sampled: 10/30/18
 Lab ID: 304731-003 Analyzed: 11/05/18

Analyte	Result	RL	MDL
Gasoline C7-C12	ND	1.1	0.070

Surrogate	%REC	Limits
Bromofluorobenzene (FID)	115	64-134

Field ID: S-1-(15) Batch#: 265179
 Type: SAMPLE Sampled: 10/30/18
 Lab ID: 304731-004 Analyzed: 11/05/18

Analyte	Result	RL	MDL
Gasoline C7-C12	ND	1.0	0.064

Surrogate	%REC	Limits
Bromofluorobenzene (FID)	106	64-134

J= Estimated value
 Y= Sample exhibits chromatographic pattern which does not resemble standard
 ND= Not Detected at or above MDL
 RL= Reporting Limit
 MDL= Method Detection Limit

Total Volatile Hydrocarbons			
Lab #:	304731	Location:	Vallco Cupertino, CA
Client:	WSP	Prep:	EPA 5030B
Project#:	VALLCO	Analysis:	EPA 8015B
Matrix:	Soil	Diln Fac:	1.000
Units:	mg/Kg	Received:	11/01/18
Basis:	as received		

Field ID:	S-1-(20)	Batch#:	265179
Type:	SAMPLE	Sampled:	10/30/18
Lab ID:	304731-005	Analyzed:	11/05/18

Analyte	Result	RL	MDL
Gasoline C7-C12	ND	1.1	0.070

Surrogate	%REC	Limits
Bromofluorobenzene (FID)	109	64-134

Field ID:	S-2-(1)	Batch#:	265179
Type:	SAMPLE	Sampled:	10/30/18
Lab ID:	304731-006	Analyzed:	11/05/18

Analyte	Result	RL	MDL
Gasoline C7-C12	ND	1.1	0.070

Surrogate	%REC	Limits
Bromofluorobenzene (FID)	109	64-134

Field ID:	S-2-(5)	Batch#:	265179
Type:	SAMPLE	Sampled:	10/30/18
Lab ID:	304731-007	Analyzed:	11/05/18

Analyte	Result	RL	MDL
Gasoline C7-C12	ND	1.1	0.070

Surrogate	%REC	Limits
Bromofluorobenzene (FID)	107	64-134

Field ID:	S-2-(10)	Batch#:	265179
Type:	SAMPLE	Sampled:	10/30/18
Lab ID:	304731-008	Analyzed:	11/05/18

Analyte	Result	RL	MDL
Gasoline C7-C12	ND	1.1	0.067

Surrogate	%REC	Limits
Bromofluorobenzene (FID)	106	64-134

J= Estimated value
 Y= Sample exhibits chromatographic pattern which does not resemble standard
 ND= Not Detected at or above MDL
 RL= Reporting Limit
 MDL= Method Detection Limit

Total Volatile Hydrocarbons			
Lab #:	304731	Location:	Vallco Cupertino, CA
Client:	WSP	Prep:	EPA 5030B
Project#:	VALLCO	Analysis:	EPA 8015B
Matrix:	Soil	Diln Fac:	1.000
Units:	mg/Kg	Received:	11/01/18
Basis:	as received		

Field ID: S-2-(15) Batch#: 265179
 Type: SAMPLE Sampled: 10/30/18
 Lab ID: 304731-009 Analyzed: 11/05/18

Analyte	Result	RL	MDL
Gasoline C7-C12	ND	1.1	0.071
Surrogate	%REC	Limits	
Bromofluorobenzene (FID)	106	64-134	

Field ID: S-2-(20) Batch#: 265179
 Type: SAMPLE Sampled: 10/30/18
 Lab ID: 304731-010 Analyzed: 11/05/18

Analyte	Result	RL	MDL
Gasoline C7-C12	ND	1.1	0.070
Surrogate	%REC	Limits	
Bromofluorobenzene (FID)	110	64-134	

Field ID: S-3-(1) Batch#: 265179
 Type: SAMPLE Sampled: 10/30/18
 Lab ID: 304731-011 Analyzed: 11/06/18

Analyte	Result	RL	MDL
Gasoline C7-C12	ND	0.93	0.060
Surrogate	%REC	Limits	
Bromofluorobenzene (FID)	104	64-134	

Field ID: S-3-(5) Batch#: 265183
 Type: SAMPLE Sampled: 10/30/18
 Lab ID: 304731-012 Analyzed: 11/05/18

Analyte	Result	RL	MDL
Gasoline C7-C12	ND	1.0	0.053
Surrogate	%REC	Limits	
Bromofluorobenzene (FID)	111	64-134	

J= Estimated value
 Y= Sample exhibits chromatographic pattern which does not resemble standard
 ND= Not Detected at or above MDL
 RL= Reporting Limit
 MDL= Method Detection Limit

Total Volatile Hydrocarbons

Lab #:	304731	Location:	Vallco Cupertino, CA
Client:	WSP	Prep:	EPA 5030B
Project#:	VALLCO	Analysis:	EPA 8015B
Matrix:	Soil	Diln Fac:	1.000
Units:	mg/Kg	Received:	11/01/18
Basis:	as received		

Field ID:	S-3-(10)	Batch#:	265179
Type:	SAMPLE	Sampled:	10/30/18
Lab ID:	304731-013	Analyzed:	11/06/18

Analyte	Result	RL	MDL
Gasoline C7-C12	ND	1.1	0.071

Surrogate	%REC	Limits
Bromofluorobenzene (FID)	114	64-134

Field ID:	S-3-(15)	Batch#:	265179
Type:	SAMPLE	Sampled:	10/30/18
Lab ID:	304731-014	Analyzed:	11/06/18

Analyte	Result	RL	MDL
Gasoline C7-C12	ND	1.1	0.069

Surrogate	%REC	Limits
Bromofluorobenzene (FID)	109	64-134

Field ID:	S-3-(20)	Batch#:	265179
Type:	SAMPLE	Sampled:	10/30/18
Lab ID:	304731-015	Analyzed:	11/06/18

Analyte	Result	RL	MDL
Gasoline C7-C12	ND	0.94	0.060

Surrogate	%REC	Limits
Bromofluorobenzene (FID)	105	64-134

Field ID:	S-4-(1)	Batch#:	265179
Type:	SAMPLE	Sampled:	10/30/18
Lab ID:	304731-016	Analyzed:	11/06/18

Analyte	Result	RL	MDL
Gasoline C7-C12	ND	1.1	0.069

Surrogate	%REC	Limits
Bromofluorobenzene (FID)	115	64-134

J= Estimated value
 Y= Sample exhibits chromatographic pattern which does not resemble standard
 ND= Not Detected at or above MDL
 RL= Reporting Limit
 MDL= Method Detection Limit

Total Volatile Hydrocarbons			
Lab #:	304731	Location:	Vallco Cupertino, CA
Client:	WSP	Prep:	EPA 5030B
Project#:	VALLCO	Analysis:	EPA 8015B
Matrix:	Soil	Diln Fac:	1.000
Units:	mg/Kg	Received:	11/01/18
Basis:	as received		

Field ID:	S-4-(5)	Batch#:	265179
Type:	SAMPLE	Sampled:	10/30/18
Lab ID:	304731-017	Analyzed:	11/06/18

Analyte	Result	RL	MDL
Gasoline C7-C12	ND	1.1	0.070
Surrogate	%REC	Limits	
Bromofluorobenzene (FID)	113	64-134	

Field ID:	S-4-(10)	Batch#:	265179
Type:	SAMPLE	Sampled:	10/30/18
Lab ID:	304731-018	Analyzed:	11/06/18

Analyte	Result	RL	MDL
Gasoline C7-C12	ND	1.1	0.070
Surrogate	%REC	Limits	
Bromofluorobenzene (FID)	110	64-134	

Field ID:	S-4-(15)	Batch#:	265183
Type:	SAMPLE	Sampled:	10/30/18
Lab ID:	304731-019	Analyzed:	11/05/18

Analyte	Result	RL	MDL
Gasoline C7-C12	ND	1.0	0.054
Surrogate	%REC	Limits	
Bromofluorobenzene (FID)	110	64-134	

Field ID:	S-4-(20)	Batch#:	265183
Type:	SAMPLE	Sampled:	10/30/18
Lab ID:	304731-020	Analyzed:	11/05/18

Analyte	Result	RL	MDL
Gasoline C7-C12	ND	1.1	0.056
Surrogate	%REC	Limits	
Bromofluorobenzene (FID)	113	64-134	

J= Estimated value
 Y= Sample exhibits chromatographic pattern which does not resemble standard
 ND= Not Detected at or above MDL
 RL= Reporting Limit
 MDL= Method Detection Limit

Total Volatile Hydrocarbons

Lab #:	304731	Location:	Vallco Cupertino, CA
Client:	WSP	Prep:	EPA 5030B
Project#:	VALLCO	Analysis:	EPA 8015B
Matrix:	Soil	Diln Fac:	1.000
Units:	mg/Kg	Received:	11/01/18
Basis:	as received		

Field ID:	S-5-(1)	Batch#:	265183
Type:	SAMPLE	Sampled:	10/30/18
Lab ID:	304731-021	Analyzed:	11/06/18

Analyte	Result	RL	MDL
Gasoline C7-C12	ND	0.95	0.050

Surrogate	%REC	Limits
Bromofluorobenzene (FID)	108	64-134

Field ID:	S-5-(5)	Batch#:	265183
Type:	SAMPLE	Sampled:	10/30/18
Lab ID:	304731-022	Analyzed:	11/06/18

Analyte	Result	RL	MDL
Gasoline C7-C12	ND	1.1	0.056

Surrogate	%REC	Limits
Bromofluorobenzene (FID)	108	64-134

Field ID:	S-5-(10)	Batch#:	265183
Type:	SAMPLE	Sampled:	10/30/18
Lab ID:	304731-023	Analyzed:	11/06/18

Analyte	Result	RL	MDL
Gasoline C7-C12	ND	0.99	0.052

Surrogate	%REC	Limits
Bromofluorobenzene (FID)	109	64-134

Field ID:	S-5-(15)	Batch#:	265183
Type:	SAMPLE	Sampled:	10/30/18
Lab ID:	304731-024	Analyzed:	11/06/18

Analyte	Result	RL	MDL
Gasoline C7-C12	ND	1.0	0.055

Surrogate	%REC	Limits
Bromofluorobenzene (FID)	112	64-134

J= Estimated value
Y= Sample exhibits chromatographic pattern which does not resemble standard
ND= Not Detected at or above MDL
RL= Reporting Limit
MDL= Method Detection Limit

Total Volatile Hydrocarbons			
Lab #:	304731	Location:	Vallco Cupertino, CA
Client:	WSP	Prep:	EPA 5030B
Project#:	VALLCO	Analysis:	EPA 8015B
Matrix:	Soil	Diln Fac:	1.000
Units:	mg/Kg	Received:	11/01/18
Basis:	as received		

Field ID: S-5-(20) Batch#: 265183
 Type: SAMPLE Sampled: 10/30/18
 Lab ID: 304731-025 Analyzed: 11/06/18

Analyte	Result	RL	MDL
Gasoline C7-C12	ND	0.94	0.050
Surrogate	%REC	Limits	
Bromofluorobenzene (FID)	111	64-134	

Field ID: S-6-(1) Batch#: 265183
 Type: SAMPLE Sampled: 10/30/18
 Lab ID: 304731-026 Analyzed: 11/06/18

Analyte	Result	RL	MDL
Gasoline C7-C12	ND	0.91	0.048
Surrogate	%REC	Limits	
Bromofluorobenzene (FID)	110	64-134	

Field ID: S-6-(5) Batch#: 265183
 Type: SAMPLE Sampled: 10/30/18
 Lab ID: 304731-027 Analyzed: 11/06/18

Analyte	Result	RL	MDL
Gasoline C7-C12	ND	0.94	0.050
Surrogate	%REC	Limits	
Bromofluorobenzene (FID)	112	64-134	

Field ID: S-6-(10) Batch#: 265183
 Type: SAMPLE Sampled: 10/30/18
 Lab ID: 304731-028 Analyzed: 11/06/18

Analyte	Result	RL	MDL
Gasoline C7-C12	ND	0.94	0.050
Surrogate	%REC	Limits	
Bromofluorobenzene (FID)	112	64-134	

J= Estimated value
 Y= Sample exhibits chromatographic pattern which does not resemble standard
 ND= Not Detected at or above MDL
 RL= Reporting Limit
 MDL= Method Detection Limit

Total Volatile Hydrocarbons			
Lab #:	304731	Location:	Vallco Cupertino, CA
Client:	WSP	Prep:	EPA 5030B
Project#:	VALLCO	Analysis:	EPA 8015B
Matrix:	Soil	Diln Fac:	1.000
Units:	mg/Kg	Received:	11/01/18
Basis:	as received		

Field ID: S-6-(15) Batch#: 265183
 Type: SAMPLE Sampled: 10/30/18
 Lab ID: 304731-029 Analyzed: 11/06/18

Analyte	Result	RL	MDL
Gasoline C7-C12	ND	1.0	0.055
Surrogate	%REC	Limits	
Bromofluorobenzene (FID)	109	64-134	

Field ID: S-6-(20) Batch#: 265183
 Type: SAMPLE Sampled: 10/30/18
 Lab ID: 304731-030 Analyzed: 11/06/18

Analyte	Result	RL	MDL
Gasoline C7-C12	ND	1.1	0.056
Surrogate	%REC	Limits	
Bromofluorobenzene (FID)	108	64-134	

Field ID: S-7-(2) Batch#: 265183
 Type: SAMPLE Sampled: 10/30/18
 Lab ID: 304731-033 Analyzed: 11/06/18

Analyte	Result	RL	MDL
Gasoline C7-C12	3.2 Y	1.1	0.057
Surrogate	%REC	Limits	
Bromofluorobenzene (FID)	116	64-134	

Field ID: S-7-(5) Batch#: 265221
 Type: SAMPLE Sampled: 10/30/18
 Lab ID: 304731-034 Analyzed: 11/06/18

Analyte	Result	RL	MDL
Gasoline C7-C12	ND	0.97	0.062
Surrogate	%REC	Limits	
Bromofluorobenzene (FID)	105	64-134	

J= Estimated value
 Y= Sample exhibits chromatographic pattern which does not resemble standard
 ND= Not Detected at or above MDL
 RL= Reporting Limit
 MDL= Method Detection Limit

Total Volatile Hydrocarbons			
Lab #:	304731	Location:	Vallco Cupertino, CA
Client:	WSP	Prep:	EPA 5030B
Project#:	VALLCO	Analysis:	EPA 8015B
Matrix:	Soil	Diln Fac:	1.000
Units:	mg/Kg	Received:	11/01/18
Basis:	as received		

Field ID: S-7-(10) Batch#: 265221
 Type: SAMPLE Sampled: 10/30/18
 Lab ID: 304731-035 Analyzed: 11/06/18

Analyte	Result	RL	MDL
Gasoline C7-C12	ND	1.1	0.067
Surrogate	%REC	Limits	
Bromofluorobenzene (FID)	113	64-134	

Field ID: S-7-(15) Batch#: 265225
 Type: SAMPLE Sampled: 10/30/18
 Lab ID: 304731-036 Analyzed: 11/06/18

Analyte	Result	RL	MDL
Gasoline C7-C12	0.14 J	0.98	0.052
Surrogate	%REC	Limits	
Bromofluorobenzene (FID)	117	64-134	

Field ID: S-7-(20) Batch#: 265221
 Type: SAMPLE Sampled: 10/30/18
 Lab ID: 304731-037 Analyzed: 11/06/18

Analyte	Result	RL	MDL
Gasoline C7-C12	ND	1.0	0.067
Surrogate	%REC	Limits	
Bromofluorobenzene (FID)	110	64-134	

Field ID: S-8-(1) Batch#: 265221
 Type: SAMPLE Sampled: 10/30/18
 Lab ID: 304731-038 Analyzed: 11/06/18

Analyte	Result	RL	MDL
Gasoline C7-C12	ND	1.0	0.065
Surrogate	%REC	Limits	
Bromofluorobenzene (FID)	109	64-134	

J= Estimated value
 Y= Sample exhibits chromatographic pattern which does not resemble standard
 ND= Not Detected at or above MDL
 RL= Reporting Limit
 MDL= Method Detection Limit

Total Volatile Hydrocarbons			
Lab #:	304731	Location:	Vallco Cupertino, CA
Client:	WSP	Prep:	EPA 5030B
Project#:	VALLCO	Analysis:	EPA 8015B
Matrix:	Soil	Diln Fac:	1.000
Units:	mg/Kg	Received:	11/01/18
Basis:	as received		

Field ID:	S-8-(5)	Batch#:	265221
Type:	SAMPLE	Sampled:	10/30/18
Lab ID:	304731-039	Analyzed:	11/06/18

Analyte	Result	RL	MDL
Gasoline C7-C12	ND	1.0	0.065
Surrogate	%REC	Limits	
Bromofluorobenzene (FID)	113	64-134	

Field ID:	S-8-(10)	Batch#:	265221
Type:	SAMPLE	Sampled:	10/30/18
Lab ID:	304731-040	Analyzed:	11/06/18

Analyte	Result	RL	MDL
Gasoline C7-C12	ND	1.1	0.067
Surrogate	%REC	Limits	
Bromofluorobenzene (FID)	117	64-134	

Field ID:	S-8-(15)	Batch#:	265221
Type:	SAMPLE	Sampled:	10/30/18
Lab ID:	304731-041	Analyzed:	11/06/18

Analyte	Result	RL	MDL
Gasoline C7-C12	ND	0.94	0.060
Surrogate	%REC	Limits	
Bromofluorobenzene (FID)	112	64-134	

Field ID:	S-8-(20)	Batch#:	265221
Type:	SAMPLE	Sampled:	10/30/18
Lab ID:	304731-042	Analyzed:	11/06/18

Analyte	Result	RL	MDL
Gasoline C7-C12	ND	1.1	0.067
Surrogate	%REC	Limits	
Bromofluorobenzene (FID)	112	64-134	

J= Estimated value
 Y= Sample exhibits chromatographic pattern which does not resemble standard
 ND= Not Detected at or above MDL
 RL= Reporting Limit
 MDL= Method Detection Limit

Total Volatile Hydrocarbons			
Lab #:	304731	Location:	Vallco Cupertino, CA
Client:	WSP	Prep:	EPA 5030B
Project#:	VALLCO	Analysis:	EPA 8015B
Matrix:	Soil	Diln Fac:	1.000
Units:	mg/Kg	Received:	11/01/18
Basis:	as received		

Field ID:	W-5-(1)	Batch#:	265221
Type:	SAMPLE	Sampled:	10/30/18
Lab ID:	304731-043	Analyzed:	11/06/18

Analyte	Result	RL	MDL
Gasoline C7-C12	ND	0.97	0.062
Surrogate	%REC	Limits	
Bromofluorobenzene (FID)	115	64-134	

Field ID:	W-5-(5)	Batch#:	265221
Type:	SAMPLE	Sampled:	10/30/18
Lab ID:	304731-044	Analyzed:	11/06/18

Analyte	Result	RL	MDL
Gasoline C7-C12	ND	0.92	0.059
Surrogate	%REC	Limits	
Bromofluorobenzene (FID)	105	64-134	

Field ID:	W-5-(10)	Batch#:	265221
Type:	SAMPLE	Sampled:	10/30/18
Lab ID:	304731-045	Analyzed:	11/06/18

Analyte	Result	RL	MDL
Gasoline C7-C12	ND	0.93	0.059
Surrogate	%REC	Limits	
Bromofluorobenzene (FID)	118	64-134	

Field ID:	W-5-(15)	Batch#:	265221
Type:	SAMPLE	Sampled:	10/30/18
Lab ID:	304731-046	Analyzed:	11/06/18

Analyte	Result	RL	MDL
Gasoline C7-C12	ND	1.0	0.066
Surrogate	%REC	Limits	
Bromofluorobenzene (FID)	114	64-134	

J= Estimated value
 Y= Sample exhibits chromatographic pattern which does not resemble standard
 ND= Not Detected at or above MDL
 RL= Reporting Limit
 MDL= Method Detection Limit

Total Volatile Hydrocarbons			
Lab #:	304731	Location:	Vallco Cupertino, CA
Client:	WSP	Prep:	EPA 5030B
Project#:	VALLCO	Analysis:	EPA 8015B
Matrix:	Soil	Diln Fac:	1.000
Units:	mg/Kg	Received:	11/01/18
Basis:	as received		

Field ID: W-5-(20) Batch#: 265221
 Type: SAMPLE Sampled: 10/30/18
 Lab ID: 304731-047 Analyzed: 11/06/18

Analyte	Result	RL	MDL
Gasoline C7-C12	ND	1.1	0.070
Surrogate	%REC	Limits	
Bromofluorobenzene (FID)	106	64-134	

Field ID: W-1-(1) Batch#: 265221
 Type: SAMPLE Sampled: 10/31/18
 Lab ID: 304731-049 Analyzed: 11/06/18

Analyte	Result	RL	MDL
Gasoline C7-C12	ND	1.0	0.067
Surrogate	%REC	Limits	
Bromofluorobenzene (FID)	104	64-134	

Field ID: W-1-(5) Batch#: 265221
 Type: SAMPLE Sampled: 10/31/18
 Lab ID: 304731-050 Analyzed: 11/06/18

Analyte	Result	RL	MDL
Gasoline C7-C12	ND	0.94	0.060
Surrogate	%REC	Limits	
Bromofluorobenzene (FID)	102	64-134	

Field ID: W-1-(10) Batch#: 265221
 Type: SAMPLE Sampled: 10/31/18
 Lab ID: 304731-051 Analyzed: 11/07/18

Analyte	Result	RL	MDL
Gasoline C7-C12	ND	0.93	0.060
Surrogate	%REC	Limits	
Bromofluorobenzene (FID)	110	64-134	

J= Estimated value
 Y= Sample exhibits chromatographic pattern which does not resemble standard
 ND= Not Detected at or above MDL
 RL= Reporting Limit
 MDL= Method Detection Limit

Total Volatile Hydrocarbons			
Lab #:	304731	Location:	Vallco Cupertino, CA
Client:	WSP	Prep:	EPA 5030B
Project#:	VALLCO	Analysis:	EPA 8015B
Matrix:	Soil	Diln Fac:	1.000
Units:	mg/Kg	Received:	11/01/18
Basis:	as received		

Field ID: W-1-(15) Batch#: 265221
 Type: SAMPLE Sampled: 10/31/18
 Lab ID: 304731-052 Analyzed: 11/07/18

Analyte	Result	RL	MDL
Gasoline C7-C12	ND	1.0	0.065
Surrogate	%REC	Limits	
Bromofluorobenzene (FID)	108	64-134	

Field ID: W-1-(20) Batch#: 265221
 Type: SAMPLE Sampled: 10/31/18
 Lab ID: 304731-053 Analyzed: 11/07/18

Analyte	Result	RL	MDL
Gasoline C7-C12	ND	0.91	0.058
Surrogate	%REC	Limits	
Bromofluorobenzene (FID)	109	64-134	

Field ID: E-2-(1) Batch#: 265221
 Type: SAMPLE Sampled: 10/31/18
 Lab ID: 304731-054 Analyzed: 11/07/18

Analyte	Result	RL	MDL
Gasoline C7-C12	ND	0.91	0.058
Surrogate	%REC	Limits	
Bromofluorobenzene (FID)	106	64-134	

Field ID: E-2-(5) Batch#: 265221
 Type: SAMPLE Sampled: 10/31/18
 Lab ID: 304731-055 Analyzed: 11/07/18

Analyte	Result	RL	MDL
Gasoline C7-C12	ND	1.1	0.071
Surrogate	%REC	Limits	
Bromofluorobenzene (FID)	103	64-134	

J= Estimated value
 Y= Sample exhibits chromatographic pattern which does not resemble standard
 ND= Not Detected at or above MDL
 RL= Reporting Limit
 MDL= Method Detection Limit

Total Volatile Hydrocarbons			
Lab #:	304731	Location:	Vallco Cupertino, CA
Client:	WSP	Prep:	EPA 5030B
Project#:	VALLCO	Analysis:	EPA 8015B
Matrix:	Soil	Diln Fac:	1.000
Units:	mg/Kg	Received:	11/01/18
Basis:	as received		

Field ID:	E-2-(10)	Batch#:	265279
Type:	SAMPLE	Sampled:	10/31/18
Lab ID:	304731-056	Analyzed:	11/08/18

Analyte	Result	RL	MDL
Gasoline C7-C12	ND	0.93	0.059
Surrogate	%REC	Limits	
Bromofluorobenzene (FID)	113	64-134	

Field ID:	E-2-(15)	Batch#:	265279
Type:	SAMPLE	Sampled:	10/31/18
Lab ID:	304731-057	Analyzed:	11/08/18

Analyte	Result	RL	MDL
Gasoline C7-C12	ND	1.1	0.068
Surrogate	%REC	Limits	
Bromofluorobenzene (FID)	112	64-134	

Field ID:	E-2-(20)	Batch#:	265279
Type:	SAMPLE	Sampled:	10/31/18
Lab ID:	304731-058	Analyzed:	11/08/18

Analyte	Result	RL	MDL
Gasoline C7-C12	ND	0.91	0.058
Surrogate	%REC	Limits	
Bromofluorobenzene (FID)	98	64-134	

Field ID:	W-2-(2)	Batch#:	265279
Type:	SAMPLE	Sampled:	10/31/18
Lab ID:	304731-059	Analyzed:	11/08/18

Analyte	Result	RL	MDL
Gasoline C7-C12	ND	0.93	0.060
Surrogate	%REC	Limits	
Bromofluorobenzene (FID)	110	64-134	

J= Estimated value
Y= Sample exhibits chromatographic pattern which does not resemble standard
ND= Not Detected at or above MDL
RL= Reporting Limit
MDL= Method Detection Limit

Total Volatile Hydrocarbons

Lab #:	304731	Location:	Vallco Cupertino, CA
Client:	WSP	Prep:	EPA 5030B
Project#:	VALLCO	Analysis:	EPA 8015B
Matrix:	Soil	Diln Fac:	1.000
Units:	mg/Kg	Received:	11/01/18
Basis:	as received		

Field ID: W-2-(5) Batch#: 265279
Type: SAMPLE Sampled: 10/31/18
Lab ID: 304731-060 Analyzed: 11/08/18

Analyte	Result	RL	MDL
Gasoline C7-C12	ND	0.94	0.060

Surrogate	%REC	Limits
Bromofluorobenzene (FID)	102	64-134

Field ID: W-2-(10) Batch#: 265279
Type: SAMPLE Sampled: 10/31/18
Lab ID: 304731-061 Analyzed: 11/08/18

Analyte	Result	RL	MDL
Gasoline C7-C12	ND	0.93	0.059

Surrogate	%REC	Limits
Bromofluorobenzene (FID)	110	64-134

Field ID: W-2-(15) Batch#: 265279
Type: SAMPLE Sampled: 10/31/18
Lab ID: 304731-062 Analyzed: 11/08/18

Analyte	Result	RL	MDL
Gasoline C7-C12	ND	0.99	0.063

Surrogate	%REC	Limits
Bromofluorobenzene (FID)	104	64-134

Field ID: W-2-(20) Batch#: 265279
Type: SAMPLE Sampled: 10/31/18
Lab ID: 304731-063 Analyzed: 11/08/18

Analyte	Result	RL	MDL
Gasoline C7-C12	ND	1.1	0.069

Surrogate	%REC	Limits
Bromofluorobenzene (FID)	115	64-134

J= Estimated value
Y= Sample exhibits chromatographic pattern which does not resemble standard
ND= Not Detected at or above MDL
RL= Reporting Limit
MDL= Method Detection Limit

Total Volatile Hydrocarbons			
Lab #:	304731	Location:	Vallco Cupertino, CA
Client:	WSP	Prep:	EPA 5030B
Project#:	VALLCO	Analysis:	EPA 8015B
Matrix:	Soil	Diln Fac:	1.000
Units:	mg/Kg	Received:	11/01/18
Basis:	as received		

Field ID:	W-3-(1)	Batch#:	265279
Type:	SAMPLE	Sampled:	10/31/18
Lab ID:	304731-064	Analyzed:	11/08/18

Analyte	Result	RL	MDL
Gasoline C7-C12	ND	0.93	0.060
Surrogate	%REC	Limits	
Bromofluorobenzene (FID)	108	64-134	

Field ID:	W-3-(5)	Batch#:	265279
Type:	SAMPLE	Sampled:	10/31/18
Lab ID:	304731-065	Analyzed:	11/08/18

Analyte	Result	RL	MDL
Gasoline C7-C12	ND	1.1	0.070
Surrogate	%REC	Limits	
Bromofluorobenzene (FID)	110	64-134	

Field ID:	W-3-(10)	Batch#:	265279
Type:	SAMPLE	Sampled:	10/31/18
Lab ID:	304731-066	Analyzed:	11/08/18

Analyte	Result	RL	MDL
Gasoline C7-C12	ND	0.97	0.062
Surrogate	%REC	Limits	
Bromofluorobenzene (FID)	106	64-134	

Field ID:	W-3-(15)	Batch#:	265316
Type:	SAMPLE	Sampled:	10/31/18
Lab ID:	304731-067	Analyzed:	11/08/18

Analyte	Result	RL	MDL
Gasoline C7-C12	ND	0.93	0.059
Surrogate	%REC	Limits	
Bromofluorobenzene (FID)	103	64-134	

J= Estimated value
 Y= Sample exhibits chromatographic pattern which does not resemble standard
 ND= Not Detected at or above MDL
 RL= Reporting Limit
 MDL= Method Detection Limit

Total Volatile Hydrocarbons			
Lab #:	304731	Location:	Vallco Cupertino, CA
Client:	WSP	Prep:	EPA 5030B
Project#:	VALLCO	Analysis:	EPA 8015B
Matrix:	Soil	Diln Fac:	1.000
Units:	mg/Kg	Received:	11/01/18
Basis:	as received		

Field ID:	W-3-(20)	Batch#:	265316
Type:	SAMPLE	Sampled:	10/31/18
Lab ID:	304731-068	Analyzed:	11/08/18

Analyte	Result	RL	MDL
Gasoline C7-C12	ND	1.1	0.071
Surrogate	%REC	Limits	
Bromofluorobenzene (FID)	116	64-134	

Field ID:	W-4-(1)	Batch#:	265316
Type:	SAMPLE	Sampled:	10/31/18
Lab ID:	304731-069	Analyzed:	11/08/18

Analyte	Result	RL	MDL
Gasoline C7-C12	ND	1.1	0.070
Surrogate	%REC	Limits	
Bromofluorobenzene (FID)	124	64-134	

Field ID:	W-4-(5)	Batch#:	265316
Type:	SAMPLE	Sampled:	10/31/18
Lab ID:	304731-070	Analyzed:	11/08/18

Analyte	Result	RL	MDL
Gasoline C7-C12	ND	1.1	0.070
Surrogate	%REC	Limits	
Bromofluorobenzene (FID)	116	64-134	

Field ID:	W-4-(10)	Batch#:	265316
Type:	SAMPLE	Sampled:	10/31/18
Lab ID:	304731-071	Analyzed:	11/08/18

Analyte	Result	RL	MDL
Gasoline C7-C12	ND	1.1	0.068
Surrogate	%REC	Limits	
Bromofluorobenzene (FID)	119	64-134	

J= Estimated value
 Y= Sample exhibits chromatographic pattern which does not resemble standard
 ND= Not Detected at or above MDL
 RL= Reporting Limit
 MDL= Method Detection Limit

Total Volatile Hydrocarbons			
Lab #:	304731	Location:	Vallco Cupertino, CA
Client:	WSP	Prep:	EPA 5030B
Project#:	VALLCO	Analysis:	EPA 8015B
Matrix:	Soil	Diln Fac:	1.000
Units:	mg/Kg	Received:	11/01/18
Basis:	as received		

Field ID: W-4-(15) Batch#: 265316
 Type: SAMPLE Sampled: 10/31/18
 Lab ID: 304731-072 Analyzed: 11/08/18

Analyte	Result	RL	MDL
Gasoline C7-C12	ND	0.94	0.060
Surrogate	%REC	Limits	
Bromofluorobenzene (FID)	111	64-134	

Field ID: W-4-(20) Batch#: 265316
 Type: SAMPLE Sampled: 10/31/18
 Lab ID: 304731-073 Analyzed: 11/08/18

Analyte	Result	RL	MDL
Gasoline C7-C12	ND	1.1	0.069
Surrogate	%REC	Limits	
Bromofluorobenzene (FID)	102	64-134	

Type: BLANK Batch#: 265179
 Lab ID: QC954407 Analyzed: 11/05/18

Analyte	Result	RL	MDL
Gasoline C7-C12	ND	1.0	0.064
Surrogate	%REC	Limits	
Bromofluorobenzene (FID)	82	64-134	

Type: BLANK Batch#: 265183
 Lab ID: QC954419 Analyzed: 11/05/18

Analyte	Result	RL	MDL
Gasoline C7-C12	0.058 J	1.0	0.053
Surrogate	%REC	Limits	
Bromofluorobenzene (FID)	93	64-134	

J= Estimated value
 Y= Sample exhibits chromatographic pattern which does not resemble standard
 ND= Not Detected at or above MDL
 RL= Reporting Limit
 MDL= Method Detection Limit

Total Volatile Hydrocarbons			
Lab #:	304731	Location:	Vallco Cupertino, CA
Client:	WSP	Prep:	EPA 5030B
Project#:	VALLCO	Analysis:	EPA 8015B
Matrix:	Soil	Diln Fac:	1.000
Units:	mg/Kg	Received:	11/01/18
Basis:	as received		

Type: BLANK Batch#: 265221
Lab ID: QC954570 Analyzed: 11/06/18

Analyte	Result	RL	MDL
Gasoline C7-C12	ND	1.0	0.064

Surrogate	%REC	Limits
Bromofluorobenzene (FID)	83	64-134

Type: BLANK Batch#: 265225
Lab ID: QC954579 Analyzed: 11/06/18

Analyte	Result	RL	MDL
Gasoline C7-C12	0.068 J	1.0	0.053

Surrogate	%REC	Limits
Bromofluorobenzene (FID)	98	64-134

Type: BLANK Batch#: 265279
Lab ID: QC954801 Analyzed: 11/07/18

Analyte	Result	RL	MDL
Gasoline C7-C12	ND	1.0	0.064

Surrogate	%REC	Limits
Bromofluorobenzene (FID)	80	64-134

Type: BLANK Batch#: 265316
Lab ID: QC954956 Analyzed: 11/08/18

Analyte	Result	RL	MDL
Gasoline C7-C12	ND	1.0	0.064

Surrogate	%REC	Limits
Bromofluorobenzene (FID)	83	64-134

J= Estimated value
Y= Sample exhibits chromatographic pattern which does not resemble standard
ND= Not Detected at or above MDL
RL= Reporting Limit
MDL= Method Detection Limit

Batch QC Report

Total Volatile Hydrocarbons			
Lab #:	304731	Location:	Vallco Cupertino, CA
Client:	WSP	Prep:	EPA 5030B
Project#:	VALLCO	Analysis:	EPA 8015B
Matrix:	Soil	Batch#:	265179
Units:	mg/Kg	Analyzed:	11/05/18
Diln Fac:	1.000		

Type: BS Lab ID: QC954403

Analyte	Spiked	Result	%REC	Limits
Gasoline C7-C12	1.000	1.085	109	80-120

Surrogate	%REC	Limits
Bromofluorobenzene (FID)	95	64-134

Type: BSD Lab ID: QC954404

Analyte	Spiked	Result	%REC	Limits	RPD	Lim
Gasoline C7-C12	1.000	1.001	100	80-120	8	20

Surrogate	%REC	Limits
Bromofluorobenzene (FID)	93	64-134

RPD= Relative Percent Difference

Batch QC Report

Total Volatile Hydrocarbons			
Lab #:	304731	Location:	Vallco Cupertino, CA
Client:	WSP	Prep:	EPA 5030B
Project#:	VALLCO	Analysis:	EPA 8015B
Field ID:	S-1-(1)	Diln Fac:	1.000
MSS Lab ID:	304731-001	Batch#:	265179
Matrix:	Soil	Sampled:	10/30/18
Units:	mg/Kg	Received:	11/01/18
Basis:	as received	Analyzed:	11/05/18

Type: MS Lab ID: QC954405

Analyte	MSS Result	Spiked	Result	%REC	Limits
Gasoline C7-C12	<0.06477	9.804	10.85	111	46-120

Surrogate	%REC	Limits
Bromofluorobenzene (FID)	131	64-134

Type: MSD Lab ID: QC954406

Analyte	Spiked	Result	%REC	Limits	RPD	Lim
Gasoline C7-C12	11.11	11.78	106	46-120	4	33

Surrogate	%REC	Limits
Bromofluorobenzene (FID)	127	64-134

RPD= Relative Percent Difference

Batch QC Report

Total Volatile Hydrocarbons			
Lab #:	304731	Location:	Vallco Cupertino, CA
Client:	WSP	Prep:	EPA 5030B
Project#:	VALLCO	Analysis:	EPA 8015B
Field ID:	S-3-(5)	Diln Fac:	1.000
MSS Lab ID:	304731-012	Batch#:	265183
Matrix:	Soil	Sampled:	10/30/18
Units:	mg/Kg	Received:	11/01/18
Basis:	as received	Analyzed:	11/05/18

Type: MS Lab ID: QC954417

Analyte	MSS Result	Spiked	Result	%REC	Limits
Gasoline C7-C12	<0.05280	10.20	9.499	93	46-120

Surrogate	%REC	Limits
Bromofluorobenzene (FID)	115	64-134

Type: MSD Lab ID: QC954418

Analyte	Spiked	Result	%REC	Limits	RPD	Lim
Gasoline C7-C12	9.091	8.312	91	46-120	2	33

Surrogate	%REC	Limits
Bromofluorobenzene (FID)	114	64-134

RPD= Relative Percent Difference

Batch QC Report

Total Volatile Hydrocarbons			
Lab #:	304731	Location:	Vallco Cupertino, CA
Client:	WSP	Prep:	EPA 5030B
Project#:	VALLCO	Analysis:	EPA 8015B
Type:	LCS	Diln Fac:	1.000
Lab ID:	QC954494	Batch#:	265183
Matrix:	Soil	Analyzed:	11/05/18
Units:	mg/Kg		

Analyte	Spiked	Result	%REC	Limits
Gasoline C7-C12	1.000	1.037	104	80-120

Surrogate	%REC	Limits
Bromofluorobenzene (FID)	95	64-134

Batch QC Report

Total Volatile Hydrocarbons			
Lab #:	304731	Location:	Vallco Cupertino, CA
Client:	WSP	Prep:	EPA 5030B
Project#:	VALLCO	Analysis:	EPA 8015B
Matrix:	Soil	Batch#:	265221
Units:	mg/Kg	Analyzed:	11/06/18
Diln Fac:	1.000		

Type: BS Lab ID: QC954566

Analyte	Spiked	Result	%REC	Limits
Gasoline C7-C12	1.000	1.001	100	80-120

Surrogate	%REC	Limits
Bromofluorobenzene (FID)	93	64-134

Type: BSD Lab ID: QC954567

Analyte	Spiked	Result	%REC	Limits	RPD	Lim
Gasoline C7-C12	1.000	0.9340	93	80-120	7	20

Surrogate	%REC	Limits
Bromofluorobenzene (FID)	90	64-134

RPD= Relative Percent Difference

Batch QC Report

Total Volatile Hydrocarbons			
Lab #:	304731	Location:	Vallco Cupertino, CA
Client:	WSP	Prep:	EPA 5030B
Project#:	VALLCO	Analysis:	EPA 8015B
Field ID:	S-7-(5)	Diln Fac:	1.000
MSS Lab ID:	304731-034	Batch#:	265221
Matrix:	Soil	Sampled:	10/30/18
Units:	mg/Kg	Received:	11/01/18
Basis:	as received	Analyzed:	11/06/18

Type: MS Lab ID: QC954568

Analyte	MSS Result	Spiked	Result	%REC	Limits
Gasoline C7-C12	<0.06225	10.42	11.56	111	46-120

Surrogate	%REC	Limits
Bromofluorobenzene (FID)	128	64-134

Type: MSD Lab ID: QC954569

Analyte	Spiked	Result	%REC	Limits	RPD	Lim
Gasoline C7-C12	9.615	10.13	105	46-120	5	33

Surrogate	%REC	Limits
Bromofluorobenzene (FID)	131	64-134

RPD= Relative Percent Difference

Batch QC Report

Total Volatile Hydrocarbons			
Lab #:	304731	Location:	Vallco Cupertino, CA
Client:	WSP	Prep:	EPA 5030B
Project#:	VALLCO	Analysis:	EPA 8015B
Field ID:	S-7-(15)	Diln Fac:	1.000
MSS Lab ID:	304731-036	Batch#:	265225
Matrix:	Soil	Sampled:	10/30/18
Units:	mg/Kg	Received:	11/01/18
Basis:	as received	Analyzed:	11/06/18

Type: MS Lab ID: QC954577

Analyte	MSS Result	Spiked	Result	%REC	Limits
Gasoline C7-C12	0.1376	9.709	9.855	100	46-120

Surrogate	%REC	Limits
Bromofluorobenzene (FID)	117	64-134

Type: MSD Lab ID: QC954578

Analyte	Spiked	Result	%REC	Limits	RPD	Lim
Gasoline C7-C12	9.615	9.686	99	46-120	1	33

Surrogate	%REC	Limits
Bromofluorobenzene (FID)	115	64-134

RPD= Relative Percent Difference

Batch QC Report

Total Volatile Hydrocarbons			
Lab #:	304731	Location:	Vallco Cupertino, CA
Client:	WSP	Prep:	EPA 5030B
Project#:	VALLCO	Analysis:	EPA 8015B
Type:	LCS	Diln Fac:	1.000
Lab ID:	QC954638	Batch#:	265225
Matrix:	Soil	Analyzed:	11/06/18
Units:	mg/Kg		

Analyte	Spiked	Result	%REC	Limits
Gasoline C7-C12	2.000	2.130	107	80-120

Surrogate	%REC	Limits
Bromofluorobenzene (FID)	115	64-134

Batch QC Report

Total Volatile Hydrocarbons			
Lab #:	304731	Location:	Vallco Cupertino, CA
Client:	WSP	Prep:	EPA 5030B
Project#:	VALLCO	Analysis:	EPA 8015B
Field ID:	W-2-(10)	Diln Fac:	1.000
MSS Lab ID:	304731-061	Batch#:	265279
Matrix:	Soil	Sampled:	10/31/18
Units:	mg/Kg	Received:	11/01/18
Basis:	as received	Analyzed:	11/08/18

Type: MS Lab ID: QC954799

Analyte	MSS Result	Spiked	Result	%REC	Limits
Gasoline C7-C12	<0.05937	9.174	9.853 b	107	46-120

Surrogate	%REC	Limits
Bromofluorobenzene (FID)	126	64-134

Type: MSD Lab ID: QC954800

Analyte	Spiked	Result	%REC	Limits	RPD	Lim
Gasoline C7-C12	10.75	11.63 b	108	46-120	1	33

Surrogate	%REC	Limits
Bromofluorobenzene (FID)	124	64-134

b= See narrative

RPD= Relative Percent Difference

Batch QC Report

Total Volatile Hydrocarbons			
Lab #:	304731	Location:	Vallco Cupertino, CA
Client:	WSP	Prep:	EPA 5030B
Project#:	VALLCO	Analysis:	EPA 8015B
Matrix:	Soil	Batch#:	265279
Units:	mg/Kg	Analyzed:	11/07/18
Diln Fac:	1.000		

Type: BS Lab ID: QC954836

Analyte	Spiked	Result	%REC	Limits
Gasoline C7-C12	1.000	0.9979	100	80-120

Surrogate	%REC	Limits
Bromofluorobenzene (FID)	100	64-134

Type: BSD Lab ID: QC954837

Analyte	Spiked	Result	%REC	Limits	RPD	Lim
Gasoline C7-C12	1.000	1.150	115	80-120	14	20

Surrogate	%REC	Limits
Bromofluorobenzene (FID)	92	64-134

RPD= Relative Percent Difference

Batch QC Report

Total Volatile Hydrocarbons			
Lab #:	304731	Location:	Vallco Cupertino, CA
Client:	WSP	Prep:	EPA 5030B
Project#:	VALLCO	Analysis:	EPA 8015B
Matrix:	Soil	Batch#:	265316
Units:	mg/Kg	Analyzed:	11/08/18
Diln Fac:	1.000		

Type: BS Lab ID: QC954952

Analyte	Spiked	Result	%REC	Limits
Gasoline C7-C12	1.000	1.096	110	80-120

Surrogate	%REC	Limits
Bromofluorobenzene (FID)	90	64-134

Type: BSD Lab ID: QC954953

Analyte	Spiked	Result	%REC	Limits	RPD	Lim
Gasoline C7-C12	1.000	1.076	108	80-120	2	20

Surrogate	%REC	Limits
Bromofluorobenzene (FID)	93	64-134

RPD= Relative Percent Difference

Batch QC Report

Total Volatile Hydrocarbons			
Lab #:	304731	Location:	Vallco Cupertino, CA
Client:	WSP	Prep:	EPA 5030B
Project#:	VALLCO	Analysis:	EPA 8015B
Field ID:	W-4-(10)	Diln Fac:	1.000
MSS Lab ID:	304731-071	Batch#:	265316
Matrix:	Soil	Sampled:	10/31/18
Units:	mg/Kg	Received:	11/01/18
Basis:	as received	Analyzed:	11/08/18

Type: MS Lab ID: QC954954

Analyte	MSS Result	Spiked	Result	%REC	Limits
Gasoline C7-C12	<0.06821	10.87	11.28	104	46-120

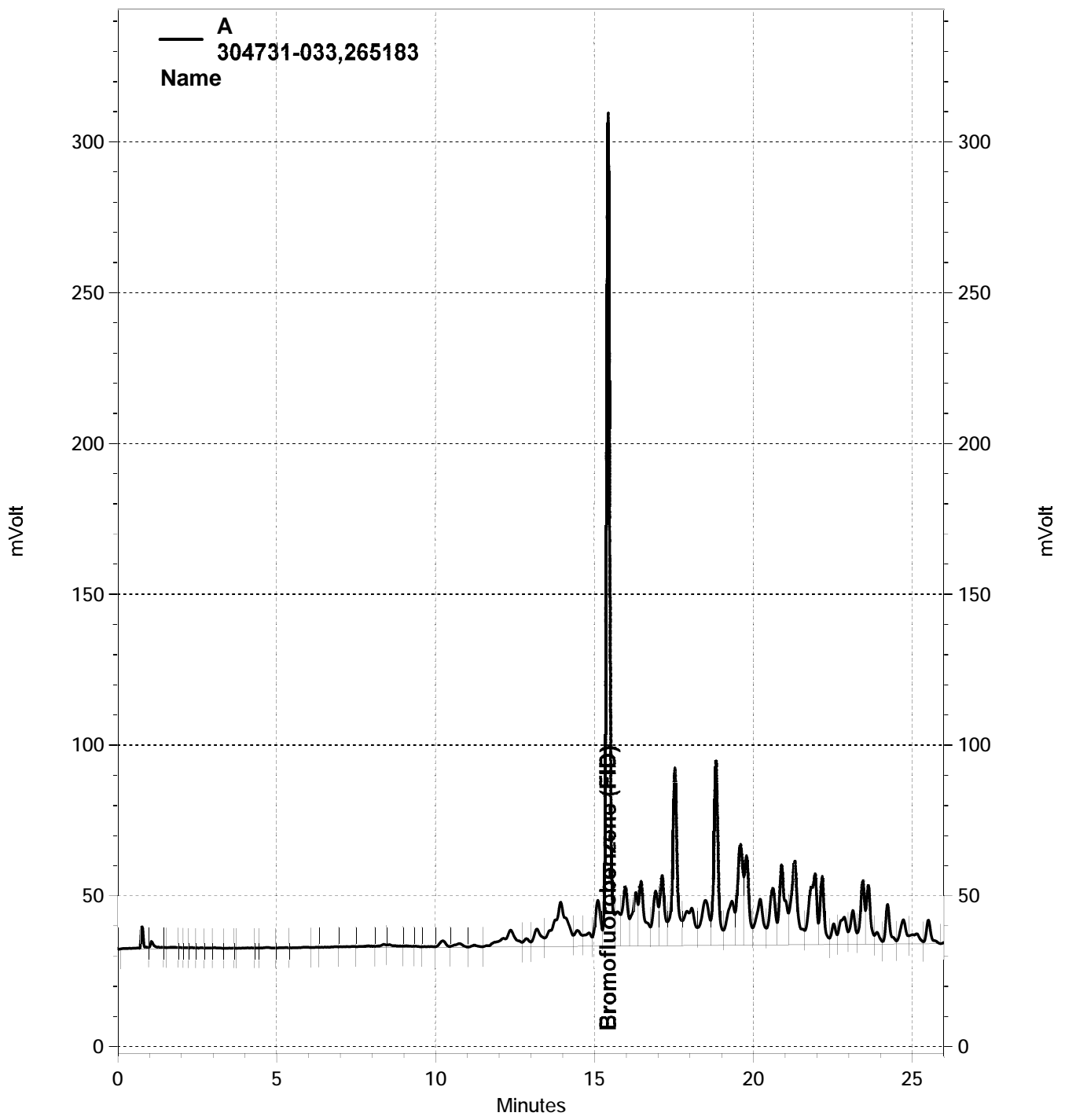
Surrogate	%REC	Limits
Bromofluorobenzene (FID)	131	64-134

Type: MSD Lab ID: QC954955

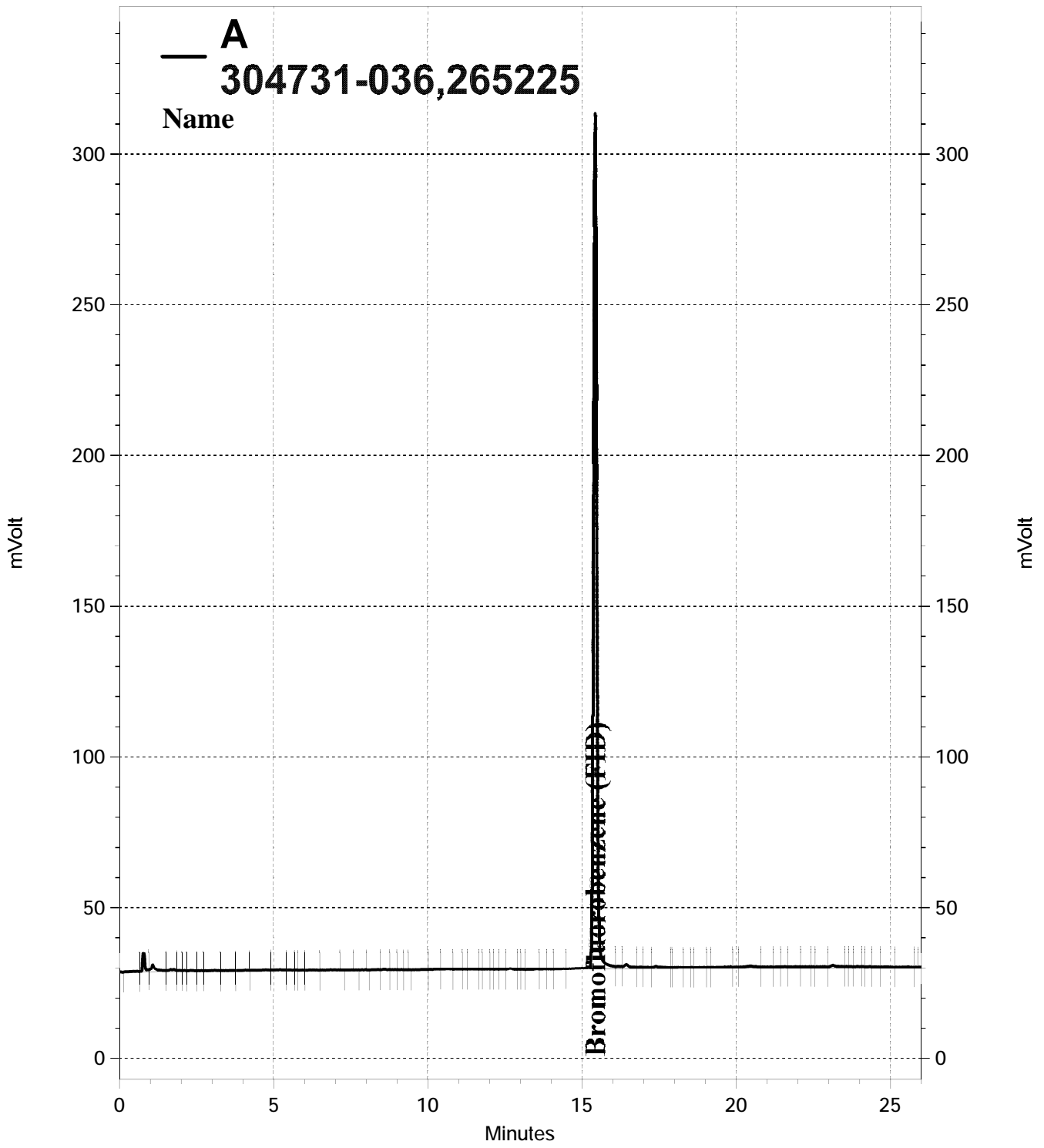
Analyte	Spiked	Result	%REC	Limits	RPD	Lim
Gasoline C7-C12	10.87	10.88	100	46-120	4	33

Surrogate	%REC	Limits
Bromofluorobenzene (FID)	122	64-134

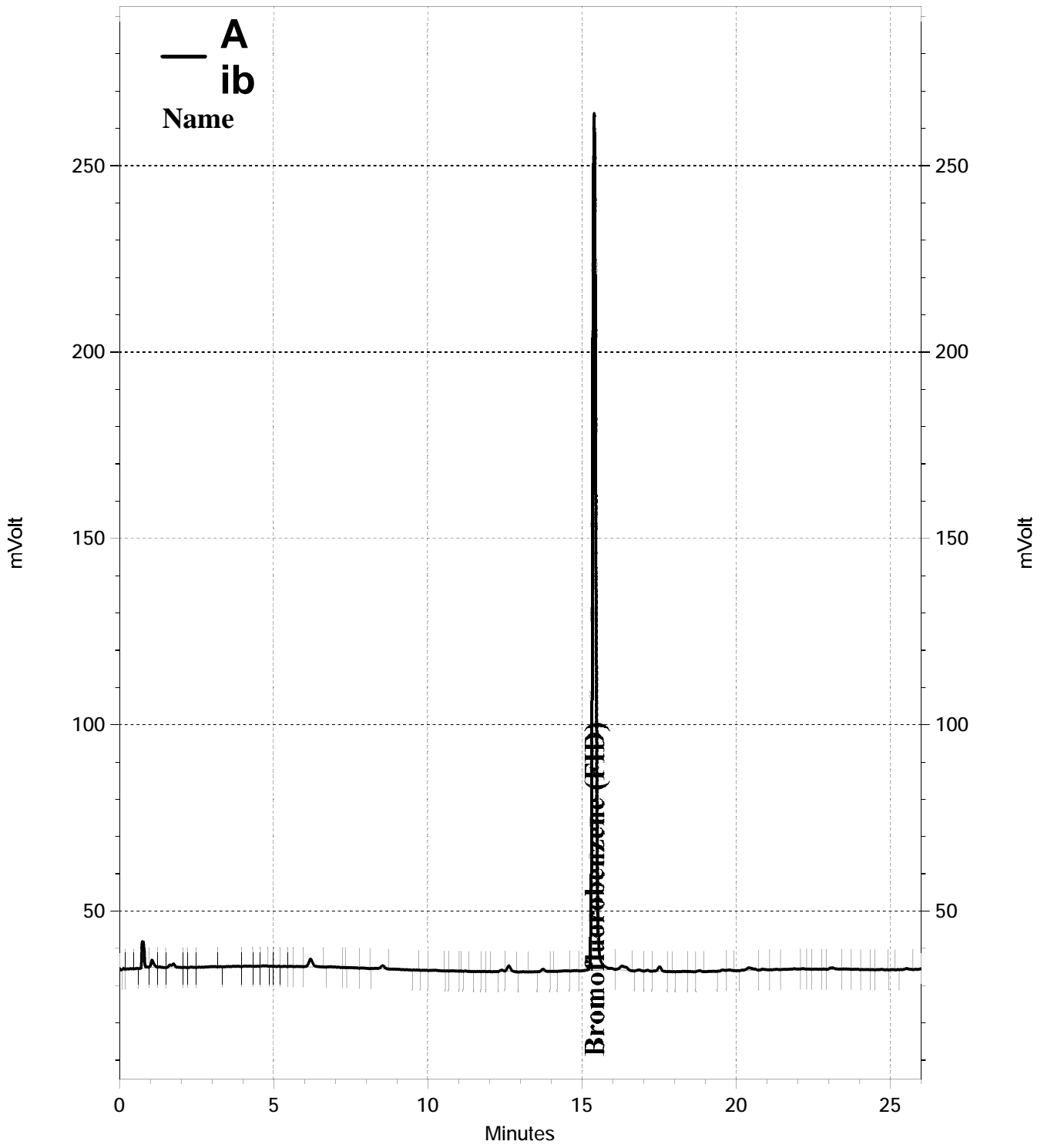
RPD= Relative Percent Difference



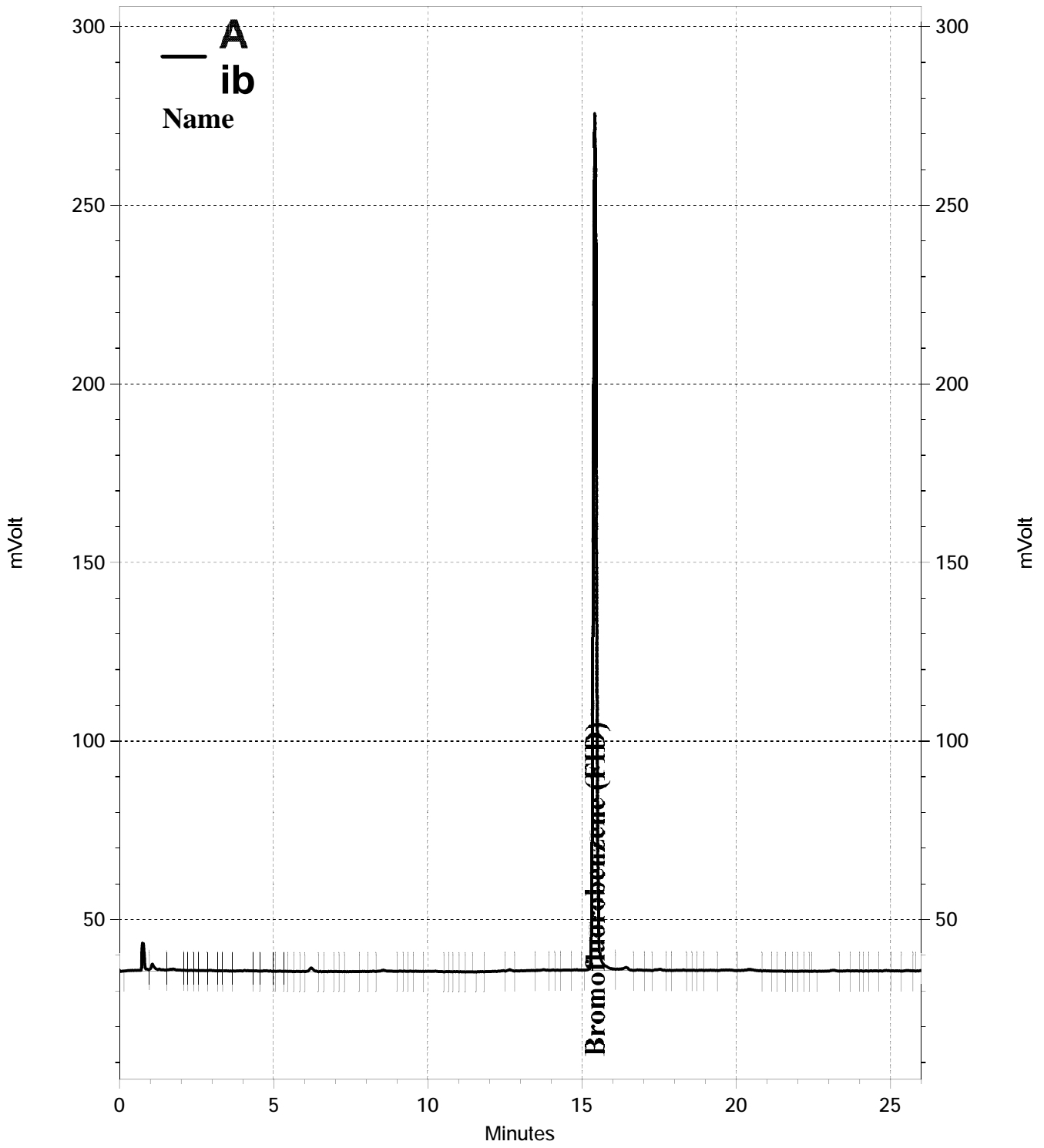
— \\Lims\gdrive\ezchrom\Projects\GC07\Data\309-031, A



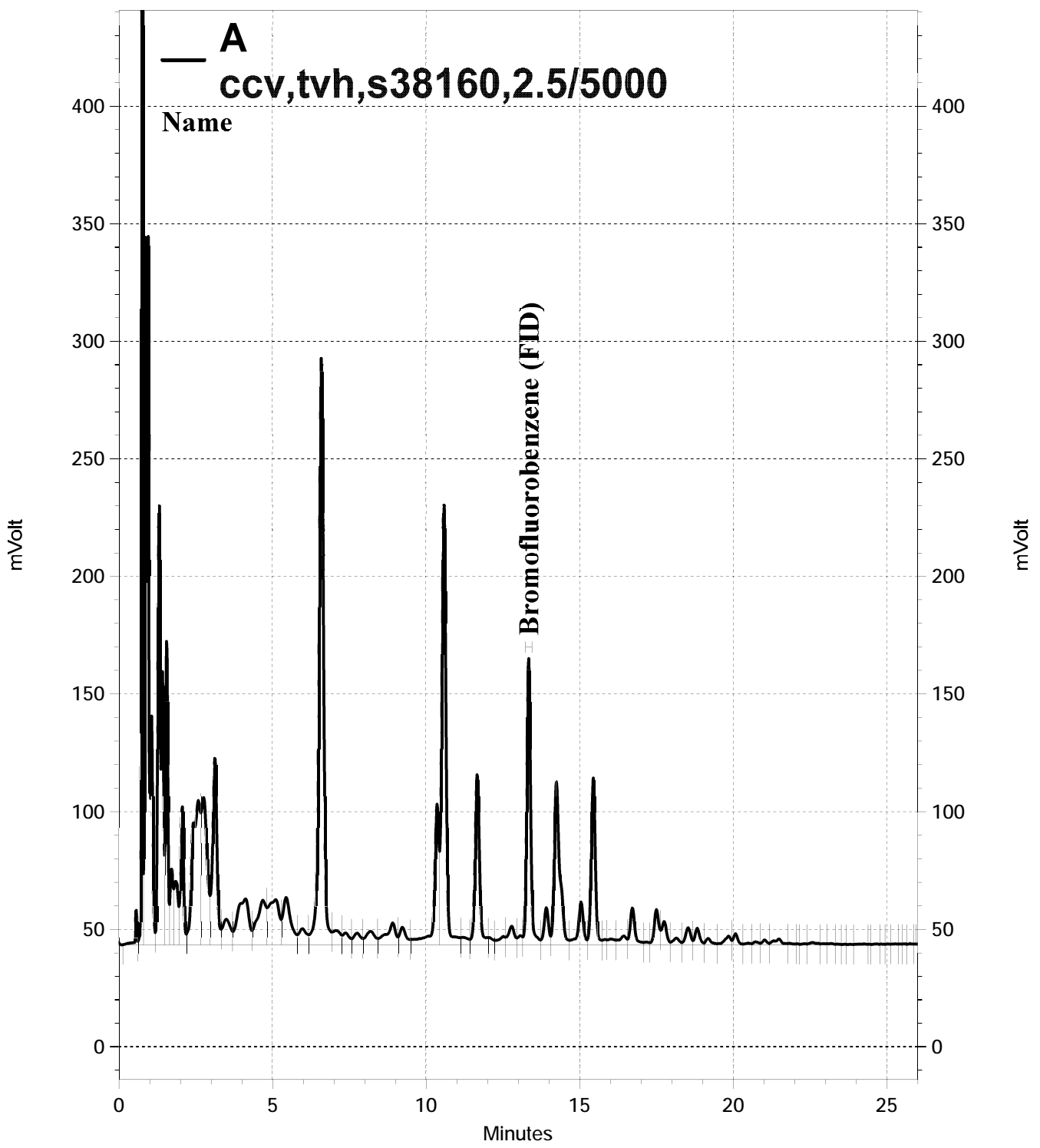
— \\Lims\gdrive\ezchrom\Projects\GC07\Data\310-014, A



— \\Lims\gdrive\ezchrom\Projects\GC07\Data\309-007, A



— \\Lims\gdrive\ezchrom\Projects\GC07\Data\310-006, A



A
ccv,tvh,s38160,2.5/5000
Name

\\Lims\gdrive\ezchrom\Projects\GC05\Data\2018\309-002, A

Total Extractable Hydrocarbons			
Lab #:	304731	Location:	Vallco Cupertino, CA
Client:	WSP	Prep:	EPA 3520C
Project#:	VALLCO	Analysis:	EPA 8015B
Field ID:	EB-1	Batch#:	265347
Matrix:	Water	Sampled:	10/31/18
Units:	ug/L	Received:	11/01/18
Diln Fac:	1.000	Prepared:	11/09/18

Type: SAMPLE Analyzed: 11/13/18
 Lab ID: 304731-048

Analyte	Result	RL	MDL
Diesel C10-C24	22 J	48	16
Motor Oil C24-C36	ND	290	91

Surrogate	%REC	Limits
o-Terphenyl	101	58-123

Type: BLANK Analyzed: 11/12/18
 Lab ID: QC955091

Analyte	Result	RL	MDL
Diesel C10-C24	ND	50	16
Motor Oil C24-C36	ND	300	96

Surrogate	%REC	Limits
o-Terphenyl	96	58-123

J= Estimated value
 ND= Not Detected
 RL= Reporting Limit
 MDL= Method Detection Limit

Batch QC Report

Total Extractable Hydrocarbons			
Lab #:	304731	Location:	Vallco Cupertino, CA
Client:	WSP	Prep:	EPA 3520C
Project#:	VALLCO	Analysis:	EPA 8015B
Matrix:	Water	Batch#:	265347
Units:	ug/L	Prepared:	11/09/18
Diln Fac:	1.000	Analyzed:	11/12/18

Type: BS Lab ID: QC955092

Analyte	Spiked	Result	%REC	Limits
Diesel C10-C24	2,500	2,479	99	56-120

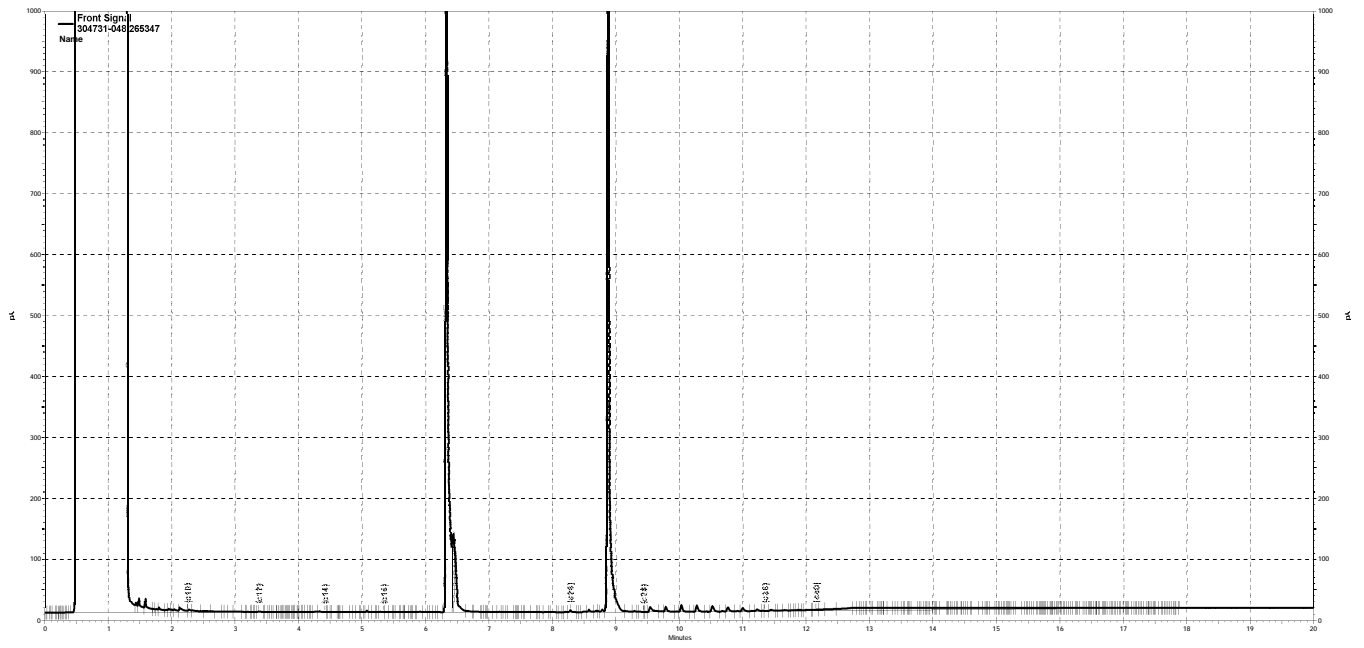
Surrogate	%REC	Limits
o-Terphenyl	102	58-123

Type: BSD Lab ID: QC955093

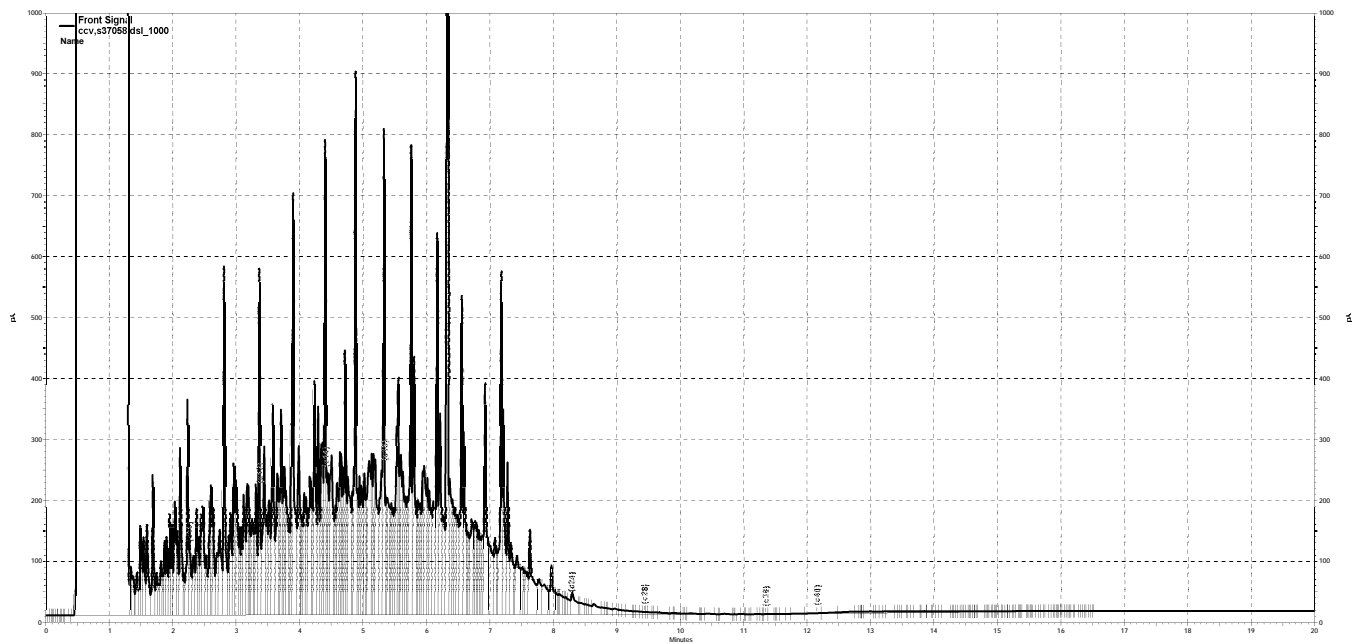
Analyte	Spiked	Result	%REC	Limits	RPD	Lim
Diesel C10-C24	2,500	2,488	100	56-120	0	28

Surrogate	%REC	Limits
o-Terphenyl	102	58-123

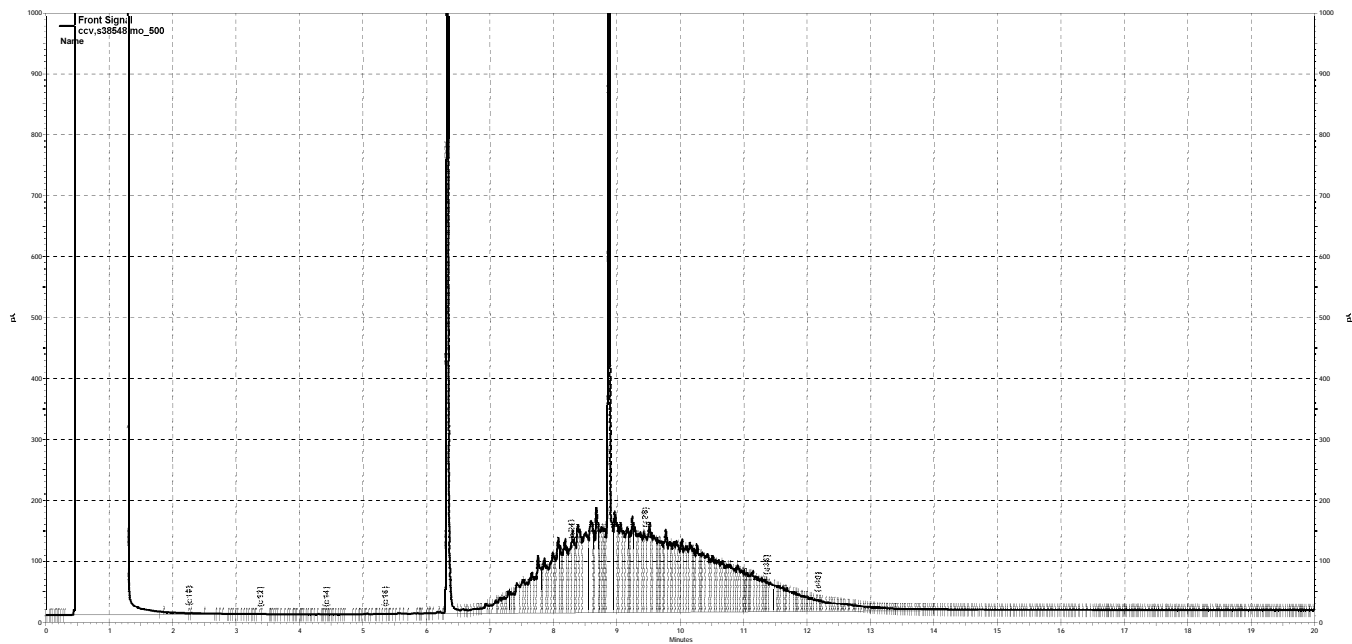
RPD= Relative Percent Difference



— \\kraken\gdrive\ezchrom\Projects\GC27\Data\2018\316a055.dat, Front Signal



— \\kraken\gdrive\ezchrom\Projects\GC27\Data\2018\316a018.dat, Front Signal



— \\kraken\gdrive\ezchrom\Projects\GC27\Data\2018\316a019.dat, Front Signal

Total Extractable Hydrocarbons			
Lab #:	304731	Location:	Vallco Cupertino, CA
Client:	WSP	Prep:	EPA 3550C
Project#:	VALLCO	Analysis:	EPA 8015B
Matrix:	Soil	Basis:	as received
Units:	mg/Kg	Received:	11/01/18

Field ID:	S-1-(1)	Batch#:	265220
Type:	SAMPLE	Sampled:	10/30/18
Lab ID:	304731-001	Prepared:	11/06/18
Diln Fac:	3.000	Analyzed:	11/07/18

Analyte	Result	RL	MDL
Diesel C10-C24	12 Y	3.0	0.91
Motor Oil C24-C36	270	15	4.5

Surrogate	%REC	Limits
o-Terphenyl	99	59-130

Field ID:	S-1-(5)	Batch#:	265220
Type:	SAMPLE	Sampled:	10/30/18
Lab ID:	304731-002	Prepared:	11/06/18
Diln Fac:	1.000	Analyzed:	11/07/18

Analyte	Result	RL	MDL
Diesel C10-C24	1.3 Y	1.0	0.30
Motor Oil C24-C36	3.3 J	5.0	1.5

Surrogate	%REC	Limits
o-Terphenyl	105	59-130

Field ID:	S-1-(10)	Batch#:	265220
Type:	SAMPLE	Sampled:	10/30/18
Lab ID:	304731-003	Prepared:	11/06/18
Diln Fac:	1.000	Analyzed:	11/06/18

Analyte	Result	RL	MDL
Diesel C10-C24	0.48 J	1.0	0.31
Motor Oil C24-C36	ND	5.0	1.5

Surrogate	%REC	Limits
o-Terphenyl	98	59-130

J= Estimated value
 Y= Sample exhibits chromatographic pattern which does not resemble standard
 b= See narrative
 DO= Diluted Out
 ND= Not Detected at or above MDL
 RL= Reporting Limit
 MDL= Method Detection Limit

Total Extractable Hydrocarbons			
Lab #:	304731	Location:	Vallco Cupertino, CA
Client:	WSP	Prep:	EPA 3550C
Project#:	VALLCO	Analysis:	EPA 8015B
Matrix:	Soil	Basis:	as received
Units:	mg/Kg	Received:	11/01/18

Field ID:	S-1-(15)	Batch#:	265220
Type:	SAMPLE	Sampled:	10/30/18
Lab ID:	304731-004	Prepared:	11/06/18
Diln Fac:	1.000	Analyzed:	11/06/18

Analyte	Result	RL	MDL
Diesel C10-C24	0.99 J	1.0	0.31
Motor Oil C24-C36	ND	5.0	1.5

Surrogate	%REC	Limits
o-Terphenyl	101	59-130

Field ID:	S-1-(20)	Batch#:	265220
Type:	SAMPLE	Sampled:	10/30/18
Lab ID:	304731-005	Prepared:	11/06/18
Diln Fac:	1.000	Analyzed:	11/07/18

Analyte	Result	RL	MDL
Diesel C10-C24	0.55 J	1.0	0.31
Motor Oil C24-C36	1.8 J	5.0	1.5

Surrogate	%REC	Limits
o-Terphenyl	106	59-130

Field ID:	S-2-(1)	Batch#:	265220
Type:	SAMPLE	Sampled:	10/30/18
Lab ID:	304731-006	Prepared:	11/06/18
Diln Fac:	1.000	Analyzed:	11/07/18

Analyte	Result	RL	MDL
Diesel C10-C24	0.82 J	1.0	0.31
Motor Oil C24-C36	5.3	5.0	1.5

Surrogate	%REC	Limits
o-Terphenyl	113	59-130

J= Estimated value
 Y= Sample exhibits chromatographic pattern which does not resemble standard
 b= See narrative
 DO= Diluted Out
 ND= Not Detected at or above MDL
 RL= Reporting Limit
 MDL= Method Detection Limit

Total Extractable Hydrocarbons			
Lab #:	304731	Location:	Vallco Cupertino, CA
Client:	WSP	Prep:	EPA 3550C
Project#:	VALLCO	Analysis:	EPA 8015B
Matrix:	Soil	Basis:	as received
Units:	mg/Kg	Received:	11/01/18

Field ID:	S-2-(5)	Batch#:	265220
Type:	SAMPLE	Sampled:	10/30/18
Lab ID:	304731-007	Prepared:	11/06/18
Diln Fac:	3.000	Analyzed:	11/07/18

Analyte	Result	RL	MDL
Diesel C10-C24	11 Y	3.0	0.92
Motor Oil C24-C36	260	15	4.5

Surrogate	%REC	Limits
o-Terphenyl	109	59-130

Field ID:	S-2-(10)	Batch#:	265220
Type:	SAMPLE	Sampled:	10/30/18
Lab ID:	304731-008	Prepared:	11/06/18
Diln Fac:	5.000	Analyzed:	11/07/18

Analyte	Result	RL	MDL
Diesel C10-C24	22 Y	5.0	1.5
Motor Oil C24-C36	500	25	7.5

Surrogate	%REC	Limits
o-Terphenyl	DO	59-130

Field ID:	S-2-(15)	Batch#:	265220
Type:	SAMPLE	Sampled:	10/30/18
Lab ID:	304731-009	Prepared:	11/06/18
Diln Fac:	1.000	Analyzed:	11/07/18

Analyte	Result	RL	MDL
Diesel C10-C24	0.40 J	1.0	0.31
Motor Oil C24-C36	ND	5.0	1.5

Surrogate	%REC	Limits
o-Terphenyl	95	59-130

J= Estimated value
 Y= Sample exhibits chromatographic pattern which does not resemble standard
 b= See narrative
 DO= Diluted Out
 ND= Not Detected at or above MDL
 RL= Reporting Limit
 MDL= Method Detection Limit

Total Extractable Hydrocarbons			
Lab #:	304731	Location:	Vallco Cupertino, CA
Client:	WSP	Prep:	EPA 3550C
Project#:	VALLCO	Analysis:	EPA 8015B
Matrix:	Soil	Basis:	as received
Units:	mg/Kg	Received:	11/01/18

Field ID:	S-2-(20)	Batch#:	265220
Type:	SAMPLE	Sampled:	10/30/18
Lab ID:	304731-010	Prepared:	11/06/18
Diln Fac:	1.000	Analyzed:	11/07/18

Analyte	Result	RL	MDL
Diesel C10-C24	0.42 J	1.0	0.31
Motor Oil C24-C36	ND	5.0	1.5

Surrogate	%REC	Limits
o-Terphenyl	102	59-130

Field ID:	S-3-(1)	Batch#:	265220
Type:	SAMPLE	Sampled:	10/30/18
Lab ID:	304731-011	Prepared:	11/06/18
Diln Fac:	10.00	Analyzed:	11/07/18

Analyte	Result	RL	MDL
Diesel C10-C24	68 Y	10	3.1
Motor Oil C24-C36	1,600	50	15

Surrogate	%REC	Limits
o-Terphenyl	DO	59-130

Field ID:	S-3-(5)	Batch#:	265220
Type:	SAMPLE	Sampled:	10/30/18
Lab ID:	304731-012	Prepared:	11/06/18
Diln Fac:	1.000	Analyzed:	11/06/18

Analyte	Result	RL	MDL
Diesel C10-C24	0.87 J	1.0	0.31
Motor Oil C24-C36	2.1 J	5.0	1.5

Surrogate	%REC	Limits
o-Terphenyl	87	59-130

J= Estimated value
 Y= Sample exhibits chromatographic pattern which does not resemble standard
 b= See narrative
 DO= Diluted Out
 ND= Not Detected at or above MDL
 RL= Reporting Limit
 MDL= Method Detection Limit

Total Extractable Hydrocarbons			
Lab #:	304731	Location:	Vallco Cupertino, CA
Client:	WSP	Prep:	EPA 3550C
Project#:	VALLCO	Analysis:	EPA 8015B
Matrix:	Soil	Basis:	as received
Units:	mg/Kg	Received:	11/01/18

Field ID:	S-3-(10)	Batch#:	265220
Type:	SAMPLE	Sampled:	10/30/18
Lab ID:	304731-013	Prepared:	11/06/18
Diln Fac:	1.000	Analyzed:	11/06/18

Analyte	Result	RL	MDL
Diesel C10-C24	2.2 Y	1.0	0.31
Motor Oil C24-C36	8.2	5.0	1.5

Surrogate	%REC	Limits
o-Terphenyl	103	59-130

Field ID:	S-3-(15)	Batch#:	265220
Type:	SAMPLE	Sampled:	10/30/18
Lab ID:	304731-014	Prepared:	11/06/18
Diln Fac:	1.000	Analyzed:	11/07/18

Analyte	Result	RL	MDL
Diesel C10-C24	0.93 J	1.0	0.31
Motor Oil C24-C36	15	5.0	1.5

Surrogate	%REC	Limits
o-Terphenyl	98	59-130

Field ID:	S-3-(20)	Batch#:	265220
Type:	SAMPLE	Sampled:	10/30/18
Lab ID:	304731-015	Prepared:	11/06/18
Diln Fac:	1.000	Analyzed:	11/06/18

Analyte	Result	RL	MDL
Diesel C10-C24	1.2 Y	1.0	0.31
Motor Oil C24-C36	11	5.0	1.5

Surrogate	%REC	Limits
o-Terphenyl	101	59-130

J= Estimated value
 Y= Sample exhibits chromatographic pattern which does not resemble standard
 b= See narrative
 DO= Diluted Out
 ND= Not Detected at or above MDL
 RL= Reporting Limit
 MDL= Method Detection Limit

Total Extractable Hydrocarbons			
Lab #:	304731	Location:	Vallco Cupertino, CA
Client:	WSP	Prep:	EPA 3550C
Project#:	VALLCO	Analysis:	EPA 8015B
Matrix:	Soil	Basis:	as received
Units:	mg/Kg	Received:	11/01/18

Field ID:	S-4-(1)	Batch#:	265256
Type:	SAMPLE	Sampled:	10/30/18
Lab ID:	304731-016	Prepared:	11/07/18
Diln Fac:	1.000	Analyzed:	11/08/18

Analyte	Result	RL	MDL
Diesel C10-C24	14 Y	1.0	0.31
Motor Oil C24-C36	34	5.0	1.5

Surrogate	%REC	Limits
o-Terphenyl	108	59-130

Field ID:	S-4-(5)	Batch#:	265256
Type:	SAMPLE	Sampled:	10/30/18
Lab ID:	304731-017	Prepared:	11/07/18
Diln Fac:	2.000	Analyzed:	11/08/18

Analyte	Result	RL	MDL
Diesel C10-C24	6.4 Y	2.0	0.62
Motor Oil C24-C36	100	10	3.0

Surrogate	%REC	Limits
o-Terphenyl	94	59-130

Field ID:	S-4-(10)	Batch#:	265256
Type:	SAMPLE	Sampled:	10/30/18
Lab ID:	304731-018	Prepared:	11/07/18
Diln Fac:	1.000	Analyzed:	11/09/18

Analyte	Result	RL	MDL
Diesel C10-C24	1.0 Y	1.0	0.31
Motor Oil C24-C36	9.1	5.0	1.5

Surrogate	%REC	Limits
o-Terphenyl	107	59-130

J= Estimated value
 Y= Sample exhibits chromatographic pattern which does not resemble standard
 b= See narrative
 DO= Diluted Out
 ND= Not Detected at or above MDL
 RL= Reporting Limit
 MDL= Method Detection Limit

Total Extractable Hydrocarbons			
Lab #:	304731	Location:	Vallco Cupertino, CA
Client:	WSP	Prep:	EPA 3550C
Project#:	VALLCO	Analysis:	EPA 8015B
Matrix:	Soil	Basis:	as received
Units:	mg/Kg	Received:	11/01/18

Field ID:	S-4-(15)	Batch#:	265256
Type:	SAMPLE	Sampled:	10/30/18
Lab ID:	304731-019	Prepared:	11/07/18
Diln Fac:	1.000	Analyzed:	11/08/18

Analyte	Result	RL	MDL
Diesel C10-C24	3.8 Y	1.0	0.31
Motor Oil C24-C36	68	5.0	1.5

Surrogate	%REC	Limits
o-Terphenyl	108	59-130

Field ID:	S-4-(20)	Batch#:	265256
Type:	SAMPLE	Sampled:	10/30/18
Lab ID:	304731-020	Prepared:	11/07/18
Diln Fac:	1.000	Analyzed:	11/08/18

Analyte	Result	RL	MDL
Diesel C10-C24	1.1 Y	1.0	0.31
Motor Oil C24-C36	13	5.0	1.5

Surrogate	%REC	Limits
o-Terphenyl	104	59-130

Field ID:	S-5-(1)	Batch#:	265256
Type:	SAMPLE	Sampled:	10/30/18
Lab ID:	304731-021	Prepared:	11/07/18
Diln Fac:	1.000	Analyzed:	11/09/18

Analyte	Result	RL	MDL
Diesel C10-C24	13 Y	0.99	0.30
Motor Oil C24-C36	34	5.0	1.5

Surrogate	%REC	Limits
o-Terphenyl	111	59-130

J= Estimated value
 Y= Sample exhibits chromatographic pattern which does not resemble standard
 b= See narrative
 DO= Diluted Out
 ND= Not Detected at or above MDL
 RL= Reporting Limit
 MDL= Method Detection Limit

Total Extractable Hydrocarbons			
Lab #:	304731	Location:	Vallco Cupertino, CA
Client:	WSP	Prep:	EPA 3550C
Project#:	VALLCO	Analysis:	EPA 8015B
Matrix:	Soil	Basis:	as received
Units:	mg/Kg	Received:	11/01/18

Field ID:	S-5-(5)	Batch#:	265256
Type:	SAMPLE	Sampled:	10/30/18
Lab ID:	304731-022	Prepared:	11/07/18
Diln Fac:	1.000	Analyzed:	11/09/18

Analyte	Result	RL	MDL
Diesel C10-C24	1.3 Y	0.99	0.30
Motor Oil C24-C36	2.1 J	5.0	1.5

Surrogate	%REC	Limits
o-Terphenyl	100	59-130

Field ID:	S-5-(10)	Batch#:	265256
Type:	SAMPLE	Sampled:	10/30/18
Lab ID:	304731-023	Prepared:	11/07/18
Diln Fac:	2.000	Analyzed:	11/08/18

Analyte	Result	RL	MDL
Diesel C10-C24	4.6 Y	2.0	0.61
Motor Oil C24-C36	97	10	3.0

Surrogate	%REC	Limits
o-Terphenyl	102	59-130

Field ID:	S-5-(15)	Batch#:	265256
Type:	SAMPLE	Sampled:	10/30/18
Lab ID:	304731-024	Prepared:	11/07/18
Diln Fac:	1.000	Analyzed:	11/08/18

Analyte	Result	RL	MDL
Diesel C10-C24	0.33 J	1.0	0.30
Motor Oil C24-C36	ND	5.0	1.5

Surrogate	%REC	Limits
o-Terphenyl	112	59-130

J= Estimated value
 Y= Sample exhibits chromatographic pattern which does not resemble standard
 b= See narrative
 DO= Diluted Out
 ND= Not Detected at or above MDL
 RL= Reporting Limit
 MDL= Method Detection Limit

Total Extractable Hydrocarbons			
Lab #:	304731	Location:	Vallco Cupertino, CA
Client:	WSP	Prep:	EPA 3550C
Project#:	VALLCO	Analysis:	EPA 8015B
Matrix:	Soil	Basis:	as received
Units:	mg/Kg	Received:	11/01/18

Field ID:	S-5-(20)	Batch#:	265256
Type:	SAMPLE	Sampled:	10/30/18
Lab ID:	304731-025	Prepared:	11/07/18
Diln Fac:	1.000	Analyzed:	11/09/18

Analyte	Result	RL	MDL
Diesel C10-C24	1.2 Y	1.0	0.31
Motor Oil C24-C36	18	5.0	1.5

Surrogate	%REC	Limits
o-Terphenyl	109	59-130

Field ID:	S-6-(1)	Batch#:	265256
Type:	SAMPLE	Sampled:	10/30/18
Lab ID:	304731-026	Prepared:	11/07/18
Diln Fac:	10.00	Analyzed:	11/09/18

Analyte	Result	RL	MDL
Diesel C10-C24	68 Y	10	3.1
Motor Oil C24-C36	790	50	15

Surrogate	%REC	Limits
o-Terphenyl	DO	59-130

Field ID:	S-6-(5)	Batch#:	265256
Type:	SAMPLE	Sampled:	10/30/18
Lab ID:	304731-027	Prepared:	11/07/18
Diln Fac:	1.000	Analyzed:	11/08/18

Analyte	Result	RL	MDL
Diesel C10-C24	4.0 Y	1.0	0.31
Motor Oil C24-C36	37	5.0	1.5

Surrogate	%REC	Limits
o-Terphenyl	106	59-130

J= Estimated value
 Y= Sample exhibits chromatographic pattern which does not resemble standard
 b= See narrative
 DO= Diluted Out
 ND= Not Detected at or above MDL
 RL= Reporting Limit
 MDL= Method Detection Limit

Total Extractable Hydrocarbons			
Lab #:	304731	Location:	Vallco Cupertino, CA
Client:	WSP	Prep:	EPA 3550C
Project#:	VALLCO	Analysis:	EPA 8015B
Matrix:	Soil	Basis:	as received
Units:	mg/Kg	Received:	11/01/18

Field ID:	S-6-(10)	Batch#:	265252
Type:	SAMPLE	Sampled:	10/30/18
Lab ID:	304731-028	Prepared:	11/07/18
Diln Fac:	1.000	Analyzed:	11/10/18

Analyte	Result	RL	MDL
Diesel C10-C24	0.59 J	0.99	0.30
Motor Oil C24-C36	ND b	5.0	1.5

Surrogate	%REC	Limits
o-Terphenyl	97	59-130

Field ID:	S-6-(15)	Batch#:	265252
Type:	SAMPLE	Sampled:	10/30/18
Lab ID:	304731-029	Prepared:	11/07/18
Diln Fac:	1.000	Analyzed:	11/10/18

Analyte	Result	RL	MDL
Diesel C10-C24	0.55 J	1.0	0.31
Motor Oil C24-C36	ND b	5.0	1.5

Surrogate	%REC	Limits
o-Terphenyl	81	59-130

Field ID:	S-6-(20)	Batch#:	265252
Type:	SAMPLE	Sampled:	10/30/18
Lab ID:	304731-030	Prepared:	11/07/18
Diln Fac:	1.000	Analyzed:	11/10/18

Analyte	Result	RL	MDL
Diesel C10-C24	0.57 J	0.99	0.30
Motor Oil C24-C36	ND	5.0	1.5

Surrogate	%REC	Limits
o-Terphenyl	86	59-130

J= Estimated value
 Y= Sample exhibits chromatographic pattern which does not resemble standard
 b= See narrative
 DO= Diluted Out
 ND= Not Detected at or above MDL
 RL= Reporting Limit
 MDL= Method Detection Limit

Total Extractable Hydrocarbons			
Lab #:	304731	Location:	Vallco Cupertino, CA
Client:	WSP	Prep:	EPA 3550C
Project#:	VALLCO	Analysis:	EPA 8015B
Matrix:	Soil	Basis:	as received
Units:	mg/Kg	Received:	11/01/18

Field ID:	S-7-(2)	Batch#:	265252
Type:	SAMPLE	Sampled:	10/30/18
Lab ID:	304731-033	Prepared:	11/07/18
Diln Fac:	1.000	Analyzed:	11/09/18

Analyte	Result	RL	MDL
Diesel C10-C24	61 Y	1.0	0.31
Motor Oil C24-C36	21	5.0	1.5

Surrogate	%REC	Limits
o-Terphenyl	94	59-130

Field ID:	S-7-(5)	Batch#:	265252
Type:	SAMPLE	Sampled:	10/30/18
Lab ID:	304731-034	Prepared:	11/07/18
Diln Fac:	1.000	Analyzed:	11/10/18

Analyte	Result	RL	MDL
Diesel C10-C24	0.96 J	1.0	0.31
Motor Oil C24-C36	1.7 J	5.0	1.5

Surrogate	%REC	Limits
o-Terphenyl	106	59-130

Field ID:	S-7-(10)	Batch#:	265252
Type:	SAMPLE	Sampled:	10/30/18
Lab ID:	304731-035	Prepared:	11/07/18
Diln Fac:	1.000	Analyzed:	11/10/18

Analyte	Result	RL	MDL
Diesel C10-C24	0.74 J	1.0	0.31
Motor Oil C24-C36	ND	5.0	1.5

Surrogate	%REC	Limits
o-Terphenyl	99	59-130

J= Estimated value
 Y= Sample exhibits chromatographic pattern which does not resemble standard
 b= See narrative
 DO= Diluted Out
 ND= Not Detected at or above MDL
 RL= Reporting Limit
 MDL= Method Detection Limit

Total Extractable Hydrocarbons			
Lab #:	304731	Location:	Vallco Cupertino, CA
Client:	WSP	Prep:	EPA 3550C
Project#:	VALLCO	Analysis:	EPA 8015B
Matrix:	Soil	Basis:	as received
Units:	mg/Kg	Received:	11/01/18

Field ID:	S-7-(15)	Batch#:	265252
Type:	SAMPLE	Sampled:	10/30/18
Lab ID:	304731-036	Prepared:	11/07/18
Diln Fac:	1.000	Analyzed:	11/10/18

Analyte	Result	RL	MDL
Diesel C10-C24	0.57 J	0.99	0.30
Motor Oil C24-C36	ND	5.0	1.5

Surrogate	%REC	Limits
o-Terphenyl	82	59-130

Field ID:	S-7-(20)	Batch#:	265252
Type:	SAMPLE	Sampled:	10/30/18
Lab ID:	304731-037	Prepared:	11/07/18
Diln Fac:	1.000	Analyzed:	11/10/18

Analyte	Result	RL	MDL
Diesel C10-C24	0.83 J	1.0	0.31
Motor Oil C24-C36	1.6 J b	5.0	1.5

Surrogate	%REC	Limits
o-Terphenyl	87	59-130

Field ID:	S-8-(1)	Batch#:	265252
Type:	SAMPLE	Sampled:	10/30/18
Lab ID:	304731-038	Prepared:	11/07/18
Diln Fac:	20.00	Analyzed:	11/10/18

Analyte	Result	RL	MDL
Diesel C10-C24	36 Y	20	6.2
Motor Oil C24-C36	1,100	100	31

Surrogate	%REC	Limits
o-Terphenyl	DO	59-130

J= Estimated value
 Y= Sample exhibits chromatographic pattern which does not resemble standard
 b= See narrative
 DO= Diluted Out
 ND= Not Detected at or above MDL
 RL= Reporting Limit
 MDL= Method Detection Limit

Total Extractable Hydrocarbons			
Lab #:	304731	Location:	Vallco Cupertino, CA
Client:	WSP	Prep:	EPA 3550C
Project#:	VALLCO	Analysis:	EPA 8015B
Matrix:	Soil	Basis:	as received
Units:	mg/Kg	Received:	11/01/18

Field ID:	S-8-(5)	Batch#:	265252
Type:	SAMPLE	Sampled:	10/30/18
Lab ID:	304731-039	Prepared:	11/07/18
Diln Fac:	1.000	Analyzed:	11/10/18

Analyte	Result	RL	MDL
Diesel C10-C24	0.76 J	1.0	0.30
Motor Oil C24-C36	1.5 J b	5.0	1.5

Surrogate	%REC	Limits
o-Terphenyl	90	59-130

Field ID:	S-8-(10)	Batch#:	265252
Type:	SAMPLE	Sampled:	10/30/18
Lab ID:	304731-040	Prepared:	11/07/18
Diln Fac:	1.000	Analyzed:	11/10/18

Analyte	Result	RL	MDL
Diesel C10-C24	0.70 J	1.0	0.31
Motor Oil C24-C36	ND b	5.0	1.5

Surrogate	%REC	Limits
o-Terphenyl	96	59-130

Field ID:	S-8-(15)	Batch#:	265252
Type:	SAMPLE	Sampled:	10/30/18
Lab ID:	304731-041	Prepared:	11/07/18
Diln Fac:	1.000	Analyzed:	11/10/18

Analyte	Result	RL	MDL
Diesel C10-C24	0.85 J	1.0	0.31
Motor Oil C24-C36	1.7 J	5.0	1.5

Surrogate	%REC	Limits
o-Terphenyl	97	59-130

J= Estimated value
 Y= Sample exhibits chromatographic pattern which does not resemble standard
 b= See narrative
 DO= Diluted Out
 ND= Not Detected at or above MDL
 RL= Reporting Limit
 MDL= Method Detection Limit

Total Extractable Hydrocarbons			
Lab #:	304731	Location:	Vallco Cupertino, CA
Client:	WSP	Prep:	EPA 3550C
Project#:	VALLCO	Analysis:	EPA 8015B
Matrix:	Soil	Basis:	as received
Units:	mg/Kg	Received:	11/01/18

Field ID:	S-8-(20)	Batch#:	265252
Type:	SAMPLE	Sampled:	10/30/18
Lab ID:	304731-042	Prepared:	11/07/18
Diln Fac:	1.000	Analyzed:	11/10/18

Analyte	Result	RL	MDL
Diesel C10-C24	0.70 J	1.0	0.31
Motor Oil C24-C36	2.2 J	5.0	1.5

Surrogate	%REC	Limits
o-Terphenyl	97	59-130

Field ID:	W-5-(1)	Batch#:	265252
Type:	SAMPLE	Sampled:	10/30/18
Lab ID:	304731-043	Prepared:	11/07/18
Diln Fac:	1.000	Analyzed:	11/10/18

Analyte	Result	RL	MDL
Diesel C10-C24	1.7 Y	1.0	0.31
Motor Oil C24-C36	4.5 J b	5.0	1.5

Surrogate	%REC	Limits
o-Terphenyl	102	59-130

Field ID:	W-5-(5)	Batch#:	265252
Type:	SAMPLE	Sampled:	10/30/18
Lab ID:	304731-044	Prepared:	11/07/18
Diln Fac:	1.000	Analyzed:	11/10/18

Analyte	Result	RL	MDL
Diesel C10-C24	0.70 J	1.0	0.31
Motor Oil C24-C36	5.8 b	5.0	1.5

Surrogate	%REC	Limits
o-Terphenyl	94	59-130

J= Estimated value
 Y= Sample exhibits chromatographic pattern which does not resemble standard
 b= See narrative
 DO= Diluted Out
 ND= Not Detected at or above MDL
 RL= Reporting Limit
 MDL= Method Detection Limit

Total Extractable Hydrocarbons			
Lab #:	304731	Location:	Vallco Cupertino, CA
Client:	WSP	Prep:	EPA 3550C
Project#:	VALLCO	Analysis:	EPA 8015B
Matrix:	Soil	Basis:	as received
Units:	mg/Kg	Received:	11/01/18

Field ID:	W-5-(10)	Batch#:	265252
Type:	SAMPLE	Sampled:	10/30/18
Lab ID:	304731-045	Prepared:	11/07/18
Diln Fac:	1.000	Analyzed:	11/10/18

Analyte	Result	RL	MDL
Diesel C10-C24	0.71 J	1.0	0.31
Motor Oil C24-C36	3.3 J b	5.0	1.5

Surrogate	%REC	Limits
o-Terphenyl	78	59-130

Field ID:	W-5-(15)	Batch#:	265252
Type:	SAMPLE	Sampled:	10/30/18
Lab ID:	304731-046	Prepared:	11/07/18
Diln Fac:	1.000	Analyzed:	11/10/18

Analyte	Result	RL	MDL
Diesel C10-C24	0.66 J	1.0	0.31
Motor Oil C24-C36	7.5 b	5.0	1.5

Surrogate	%REC	Limits
o-Terphenyl	91	59-130

Field ID:	W-5-(20)	Batch#:	265252
Type:	SAMPLE	Sampled:	10/30/18
Lab ID:	304731-047	Prepared:	11/07/18
Diln Fac:	1.000	Analyzed:	11/10/18

Analyte	Result	RL	MDL
Diesel C10-C24	0.83 J	1.0	0.31
Motor Oil C24-C36	3.3 J b	5.0	1.5

Surrogate	%REC	Limits
o-Terphenyl	93	59-130

J= Estimated value
 Y= Sample exhibits chromatographic pattern which does not resemble standard
 b= See narrative
 DO= Diluted Out
 ND= Not Detected at or above MDL
 RL= Reporting Limit
 MDL= Method Detection Limit

Total Extractable Hydrocarbons			
Lab #:	304731	Location:	Vallco Cupertino, CA
Client:	WSP	Prep:	EPA 3550C
Project#:	VALLCO	Analysis:	EPA 8015B
Matrix:	Soil	Basis:	as received
Units:	mg/Kg	Received:	11/01/18

Field ID:	W-1-(1)	Batch#:	265252
Type:	SAMPLE	Sampled:	10/31/18
Lab ID:	304731-049	Prepared:	11/07/18
Diln Fac:	10.00	Analyzed:	11/10/18

Analyte	Result	RL	MDL
Diesel C10-C24	12 Y	10	3.1
Motor Oil C24-C36	220	50	15

Surrogate	%REC	Limits
o-Terphenyl	DO	59-130

Field ID:	W-1-(5)	Batch#:	265252
Type:	SAMPLE	Sampled:	10/31/18
Lab ID:	304731-050	Prepared:	11/07/18
Diln Fac:	1.000	Analyzed:	11/10/18

Analyte	Result	RL	MDL
Diesel C10-C24	1.1 Y	1.0	0.31
Motor Oil C24-C36	12 b	5.0	1.5

Surrogate	%REC	Limits
o-Terphenyl	75	59-130

Field ID:	W-1-(10)	Batch#:	265273
Type:	SAMPLE	Sampled:	10/31/18
Lab ID:	304731-051	Prepared:	11/07/18
Diln Fac:	1.000	Analyzed:	11/14/18

Analyte	Result	RL	MDL
Diesel C10-C24	2.3 Y	1.0	0.31
Motor Oil C24-C36	14	5.0	1.5

Surrogate	%REC	Limits
o-Terphenyl	94	59-130

J= Estimated value
 Y= Sample exhibits chromatographic pattern which does not resemble standard
 b= See narrative
 DO= Diluted Out
 ND= Not Detected at or above MDL
 RL= Reporting Limit
 MDL= Method Detection Limit

Total Extractable Hydrocarbons			
Lab #:	304731	Location:	Vallco Cupertino, CA
Client:	WSP	Prep:	EPA 3550C
Project#:	VALLCO	Analysis:	EPA 8015B
Matrix:	Soil	Basis:	as received
Units:	mg/Kg	Received:	11/01/18

Field ID:	W-1-(15)	Batch#:	265273
Type:	SAMPLE	Sampled:	10/31/18
Lab ID:	304731-052	Prepared:	11/07/18
Diln Fac:	1.000	Analyzed:	11/13/18

Analyte	Result	RL	MDL
Diesel C10-C24	1.4 Y	0.99	0.30
Motor Oil C24-C36	20	5.0	1.5

Surrogate	%REC	Limits
o-Terphenyl	99	59-130

Field ID:	W-1-(20)	Batch#:	265273
Type:	SAMPLE	Sampled:	10/31/18
Lab ID:	304731-053	Prepared:	11/07/18
Diln Fac:	1.000	Analyzed:	11/13/18

Analyte	Result	RL	MDL
Diesel C10-C24	0.61 J	1.0	0.31
Motor Oil C24-C36	ND	5.0	1.5

Surrogate	%REC	Limits
o-Terphenyl	95	59-130

Field ID:	E-2-(1)	Batch#:	265273
Type:	SAMPLE	Sampled:	10/31/18
Lab ID:	304731-054	Prepared:	11/07/18
Diln Fac:	1.000	Analyzed:	11/13/18

Analyte	Result	RL	MDL
Diesel C10-C24	0.79 J	0.99	0.30
Motor Oil C24-C36	2.8 J	5.0	1.5

Surrogate	%REC	Limits
o-Terphenyl	91	59-130

J= Estimated value
 Y= Sample exhibits chromatographic pattern which does not resemble standard
 b= See narrative
 DO= Diluted Out
 ND= Not Detected at or above MDL
 RL= Reporting Limit
 MDL= Method Detection Limit

Total Extractable Hydrocarbons			
Lab #:	304731	Location:	Vallco Cupertino, CA
Client:	WSP	Prep:	EPA 3550C
Project#:	VALLCO	Analysis:	EPA 8015B
Matrix:	Soil	Basis:	as received
Units:	mg/Kg	Received:	11/01/18

Field ID:	E-2-(5)	Batch#:	265273
Type:	SAMPLE	Sampled:	10/31/18
Lab ID:	304731-055	Prepared:	11/07/18
Diln Fac:	1.000	Analyzed:	11/13/18

Analyte	Result	RL	MDL
Diesel C10-C24	11 Y	1.0	0.31
Motor Oil C24-C36	44	5.0	1.5

Surrogate	%REC	Limits
o-Terphenyl	97	59-130

Field ID:	E-2-(10)	Batch#:	265273
Type:	SAMPLE	Sampled:	10/31/18
Lab ID:	304731-056	Prepared:	11/07/18
Diln Fac:	1.000	Analyzed:	11/13/18

Analyte	Result	RL	MDL
Diesel C10-C24	1.5 Y	1.0	0.31
Motor Oil C24-C36	13	5.0	1.5

Surrogate	%REC	Limits
o-Terphenyl	98	59-130

Field ID:	E-2-(15)	Batch#:	265273
Type:	SAMPLE	Sampled:	10/31/18
Lab ID:	304731-057	Prepared:	11/07/18
Diln Fac:	1.000	Analyzed:	11/13/18

Analyte	Result	RL	MDL
Diesel C10-C24	2.7 Y	1.0	0.31
Motor Oil C24-C36	28	5.0	1.5

Surrogate	%REC	Limits
o-Terphenyl	94	59-130

J= Estimated value
 Y= Sample exhibits chromatographic pattern which does not resemble standard
 b= See narrative
 DO= Diluted Out
 ND= Not Detected at or above MDL
 RL= Reporting Limit
 MDL= Method Detection Limit

Total Extractable Hydrocarbons			
Lab #:	304731	Location:	Vallco Cupertino, CA
Client:	WSP	Prep:	EPA 3550C
Project#:	VALLCO	Analysis:	EPA 8015B
Matrix:	Soil	Basis:	as received
Units:	mg/Kg	Received:	11/01/18

Field ID:	E-2-(20)	Batch#:	265273
Type:	SAMPLE	Sampled:	10/31/18
Lab ID:	304731-058	Prepared:	11/07/18
Diln Fac:	1.000	Analyzed:	11/13/18

Analyte	Result	RL	MDL
Diesel C10-C24	1.5 Y	1.0	0.31
Motor Oil C24-C36	3.1 J	5.0	1.5

Surrogate	%REC	Limits
o-Terphenyl	86	59-130

Field ID:	W-2-(2)	Batch#:	265273
Type:	SAMPLE	Sampled:	10/31/18
Lab ID:	304731-059	Prepared:	11/07/18
Diln Fac:	10.00	Analyzed:	11/13/18

Analyte	Result	RL	MDL
Diesel C10-C24	5.5 J	10	3.1
Motor Oil C24-C36	98	50	15

Surrogate	%REC	Limits
o-Terphenyl	DO	59-130

Field ID:	W-2-(5)	Batch#:	265273
Type:	SAMPLE	Sampled:	10/31/18
Lab ID:	304731-060	Prepared:	11/07/18
Diln Fac:	1.000	Analyzed:	11/13/18

Analyte	Result	RL	MDL
Diesel C10-C24	0.61 J	0.99	0.30
Motor Oil C24-C36	1.9 J	5.0	1.5

Surrogate	%REC	Limits
o-Terphenyl	95	59-130

J= Estimated value
 Y= Sample exhibits chromatographic pattern which does not resemble standard
 b= See narrative
 DO= Diluted Out
 ND= Not Detected at or above MDL
 RL= Reporting Limit
 MDL= Method Detection Limit

Total Extractable Hydrocarbons			
Lab #:	304731	Location:	Vallco Cupertino, CA
Client:	WSP	Prep:	EPA 3550C
Project#:	VALLCO	Analysis:	EPA 8015B
Matrix:	Soil	Basis:	as received
Units:	mg/Kg	Received:	11/01/18

Field ID:	W-2-(10)	Batch#:	265273
Type:	SAMPLE	Sampled:	10/31/18
Lab ID:	304731-061	Prepared:	11/07/18
Diln Fac:	1.000	Analyzed:	11/13/18

Analyte	Result	RL	MDL
Diesel C10-C24	0.74 J	1.0	0.31
Motor Oil C24-C36	3.8 J	5.0	1.5

Surrogate	%REC	Limits
o-Terphenyl	93	59-130

Field ID:	W-2-(15)	Batch#:	265273
Type:	SAMPLE	Sampled:	10/31/18
Lab ID:	304731-062	Prepared:	11/07/18
Diln Fac:	1.000	Analyzed:	11/13/18

Analyte	Result	RL	MDL
Diesel C10-C24	2.4 Y b	1.0	0.31
Motor Oil C24-C36	2.4 J	5.0	1.5

Surrogate	%REC	Limits
o-Terphenyl	124	59-130

Field ID:	W-2-(20)	Batch#:	265273
Type:	SAMPLE	Sampled:	10/31/18
Lab ID:	304731-063	Prepared:	11/07/18
Diln Fac:	10.00	Analyzed:	11/13/18

Analyte	Result	RL	MDL
Diesel C10-C24	41 Y b	9.9	3.0
Motor Oil C24-C36	440	50	15

Surrogate	%REC	Limits
o-Terphenyl	DO	59-130

J= Estimated value
 Y= Sample exhibits chromatographic pattern which does not resemble standard
 b= See narrative
 DO= Diluted Out
 ND= Not Detected at or above MDL
 RL= Reporting Limit
 MDL= Method Detection Limit

Total Extractable Hydrocarbons			
Lab #:	304731	Location:	Vallco Cupertino, CA
Client:	WSP	Prep:	EPA 3550C
Project#:	VALLCO	Analysis:	EPA 8015B
Matrix:	Soil	Basis:	as received
Units:	mg/Kg	Received:	11/01/18

Field ID:	W-3-(1)	Batch#:	265273
Type:	SAMPLE	Sampled:	10/31/18
Lab ID:	304731-064	Prepared:	11/07/18
Diln Fac:	1.000	Analyzed:	11/13/18

Analyte	Result	RL	MDL
Diesel C10-C24	4.7 Y b	0.99	0.30
Motor Oil C24-C36	25	5.0	1.5

Surrogate	%REC	Limits
o-Terphenyl	127	59-130

Field ID:	W-3-(5)	Batch#:	265273
Type:	SAMPLE	Sampled:	10/31/18
Lab ID:	304731-065	Prepared:	11/07/18
Diln Fac:	1.000	Analyzed:	11/13/18

Analyte	Result	RL	MDL
Diesel C10-C24	2.4 Y b	1.0	0.31
Motor Oil C24-C36	2.4 J	5.0	1.5

Surrogate	%REC	Limits
o-Terphenyl	119	59-130

Field ID:	W-3-(10)	Batch#:	265273
Type:	SAMPLE	Sampled:	10/31/18
Lab ID:	304731-066	Prepared:	11/07/18
Diln Fac:	1.000	Analyzed:	11/13/18

Analyte	Result	RL	MDL
Diesel C10-C24	1.9 Y b	1.0	0.31
Motor Oil C24-C36	2.2 J	5.0	1.5

Surrogate	%REC	Limits
o-Terphenyl	102	59-130

J= Estimated value
 Y= Sample exhibits chromatographic pattern which does not resemble standard
 b= See narrative
 DO= Diluted Out
 ND= Not Detected at or above MDL
 RL= Reporting Limit
 MDL= Method Detection Limit

Total Extractable Hydrocarbons			
Lab #:	304731	Location:	Vallco Cupertino, CA
Client:	WSP	Prep:	EPA 3550C
Project#:	VALLCO	Analysis:	EPA 8015B
Matrix:	Soil	Basis:	as received
Units:	mg/Kg	Received:	11/01/18

Field ID:	W-3-(15)	Batch#:	265273
Type:	SAMPLE	Sampled:	10/31/18
Lab ID:	304731-067	Prepared:	11/07/18
Diln Fac:	1.000	Analyzed:	11/13/18

Analyte	Result	RL	MDL
Diesel C10-C24	1.1 Y b	1.0	0.31
Motor Oil C24-C36	ND	5.0	1.5

Surrogate	%REC	Limits
o-Terphenyl	108	59-130

Field ID:	W-3-(20)	Batch#:	265273
Type:	SAMPLE	Sampled:	10/31/18
Lab ID:	304731-068	Prepared:	11/07/18
Diln Fac:	1.000	Analyzed:	11/13/18

Analyte	Result	RL	MDL
Diesel C10-C24	1.6 Y b	0.99	0.30
Motor Oil C24-C36	2.1 J	5.0	1.5

Surrogate	%REC	Limits
o-Terphenyl	121	59-130

Field ID:	W-4-(1)	Batch#:	265273
Type:	SAMPLE	Sampled:	10/31/18
Lab ID:	304731-069	Prepared:	11/07/18
Diln Fac:	1.000	Analyzed:	11/13/18

Analyte	Result	RL	MDL
Diesel C10-C24	4.5 Y b	1.0	0.31
Motor Oil C24-C36	11	5.0	1.5

Surrogate	%REC	Limits
o-Terphenyl	111	59-130

J= Estimated value
 Y= Sample exhibits chromatographic pattern which does not resemble standard
 b= See narrative
 DO= Diluted Out
 ND= Not Detected at or above MDL
 RL= Reporting Limit
 MDL= Method Detection Limit

Total Extractable Hydrocarbons			
Lab #:	304731	Location:	Vallco Cupertino, CA
Client:	WSP	Prep:	EPA 3550C
Project#:	VALLCO	Analysis:	EPA 8015B
Matrix:	Soil	Basis:	as received
Units:	mg/Kg	Received:	11/01/18

Field ID:	W-4-(5)	Batch#:	265273
Type:	SAMPLE	Sampled:	10/31/18
Lab ID:	304731-070	Prepared:	11/07/18
Diln Fac:	1.000	Analyzed:	11/13/18

Analyte	Result	RL	MDL
Diesel C10-C24	3.0 Y	1.0	0.31
Motor Oil C24-C36	14	5.0	1.5

Surrogate	%REC	Limits
o-Terphenyl	88	59-130

Field ID:	W-4-(10)	Batch#:	265287
Type:	SAMPLE	Sampled:	10/31/18
Lab ID:	304731-071	Prepared:	11/07/18
Diln Fac:	1.000	Analyzed:	11/08/18

Analyte	Result	RL	MDL
Diesel C10-C24	1.5 Y	0.99	0.30
Motor Oil C24-C36	6.0	5.0	1.5

Surrogate	%REC	Limits
o-Terphenyl	93	59-130

Field ID:	W-4-(15)	Batch#:	265304
Type:	SAMPLE	Sampled:	10/31/18
Lab ID:	304731-072	Prepared:	11/08/18
Diln Fac:	1.000	Analyzed:	11/12/18

Analyte	Result	RL	MDL
Diesel C10-C24	0.60 J	1.0	0.31
Motor Oil C24-C36	2.1 J	5.0	1.5

Surrogate	%REC	Limits
o-Terphenyl	98	59-130

J= Estimated value
 Y= Sample exhibits chromatographic pattern which does not resemble standard
 b= See narrative
 DO= Diluted Out
 ND= Not Detected at or above MDL
 RL= Reporting Limit
 MDL= Method Detection Limit

Total Extractable Hydrocarbons			
Lab #:	304731	Location:	Vallco Cupertino, CA
Client:	WSP	Prep:	EPA 3550C
Project#:	VALLCO	Analysis:	EPA 8015B
Matrix:	Soil	Basis:	as received
Units:	mg/Kg	Received:	11/01/18

Field ID:	W-4-(20)	Batch#:	265304
Type:	SAMPLE	Sampled:	10/31/18
Lab ID:	304731-073	Prepared:	11/08/18
Diln Fac:	1.000	Analyzed:	11/12/18

Analyte	Result	RL	MDL
Diesel C10-C24	1.1 Y	1.0	0.31
Motor Oil C24-C36	15	5.0	1.5

Surrogate	%REC	Limits
o-Terphenyl	89	59-130

Type:	BLANK	Batch#:	265220
Lab ID:	QC954562	Prepared:	11/06/18
Diln Fac:	1.000	Analyzed:	11/06/18

Analyte	Result	RL	MDL
Diesel C10-C24	ND	1.0	0.31
Motor Oil C24-C36	ND	5.0	1.5

Surrogate	%REC	Limits
o-Terphenyl	95	59-130

Type:	BLANK	Batch#:	265252
Lab ID:	QC954717	Prepared:	11/07/18
Diln Fac:	1.000	Analyzed:	11/09/18

Analyte	Result	RL	MDL
Diesel C10-C24	ND	1.0	0.31
Motor Oil C24-C36	ND	5.0	1.5

Surrogate	%REC	Limits
o-Terphenyl	91	59-130

Type:	BLANK	Batch#:	265256
Lab ID:	QC954694	Prepared:	11/07/18
Diln Fac:	1.000	Analyzed:	11/08/18

Analyte	Result	RL	MDL
Diesel C10-C24	ND	1.0	0.31
Motor Oil C24-C36	ND	5.0	1.5

Surrogate	%REC	Limits
o-Terphenyl	123	59-130

J= Estimated value
 Y= Sample exhibits chromatographic pattern which does not resemble standard
 b= See narrative
 DO= Diluted Out
 ND= Not Detected at or above MDL
 RL= Reporting Limit
 MDL= Method Detection Limit

Total Extractable Hydrocarbons

Lab #:	304731	Location:	Vallco Cupertino, CA
Client:	WSP	Prep:	EPA 3550C
Project#:	VALLCO	Analysis:	EPA 8015B
Matrix:	Soil	Basis:	as received
Units:	mg/Kg	Received:	11/01/18

Type:	BLANK	Batch#:	265273
Lab ID:	QC954774	Prepared:	11/07/18
Diln Fac:	1.000	Analyzed:	11/12/18

Analyte	Result	RL	MDL
Diesel C10-C24	ND	0.99	0.30
Motor Oil C24-C36	ND	5.0	1.5

Surrogate	%REC	Limits
o-Terphenyl	94	59-130

Type:	BLANK	Batch#:	265287
Lab ID:	QC954838	Prepared:	11/07/18
Diln Fac:	1.000	Analyzed:	11/08/18

Analyte	Result	RL	MDL
Diesel C10-C24	ND	1.0	0.31
Motor Oil C24-C36	ND	5.0	1.5

Surrogate	%REC	Limits
o-Terphenyl	100	59-130

Type:	BLANK	Batch#:	265304
Lab ID:	QC954904	Prepared:	11/08/18
Diln Fac:	1.000	Analyzed:	11/08/18

Analyte	Result	RL	MDL
Diesel C10-C24	ND	1.0	0.31
Motor Oil C24-C36	ND	5.0	1.5

Surrogate	%REC	Limits
o-Terphenyl	109	59-130

J= Estimated value
 Y= Sample exhibits chromatographic pattern which does not resemble standard
 b= See narrative
 DO= Diluted Out
 ND= Not Detected at or above MDL
 RL= Reporting Limit
 MDL= Method Detection Limit

Batch QC Report

Total Extractable Hydrocarbons			
Lab #:	304731	Location:	Vallco Cupertino, CA
Client:	WSP	Prep:	EPA 3550C
Project#:	VALLCO	Analysis:	EPA 8015B
Type:	LCS	Diln Fac:	1.000
Lab ID:	QC954563	Batch#:	265220
Matrix:	Soil	Prepared:	11/06/18
Units:	mg/Kg	Analyzed:	11/06/18

Analyte	Spiked	Result	%REC	Limits
Diesel C10-C24	50.00	53.68	107	56-137

Surrogate	%REC	Limits
o-Terphenyl	107	59-130

Batch QC Report

Total Extractable Hydrocarbons			
Lab #:	304731	Location:	Vallco Cupertino, CA
Client:	WSP	Prep:	EPA 3550C
Project#:	VALLCO	Analysis:	EPA 8015B
Field ID:	S-1-(15)	Batch#:	265220
MSS Lab ID:	304731-004	Sampled:	10/30/18
Matrix:	Soil	Received:	11/01/18
Units:	mg/Kg	Prepared:	11/06/18
Basis:	as received	Analyzed:	11/06/18
Diln Fac:	1.000		

Type: MS Lab ID: QC954564

Analyte	MSS Result	Spiked	Result	%REC	Limits
Diesel C10-C24	0.9919	50.16	56.42	110	52-128

Surrogate	%REC	Limits
o-Terphenyl	110	59-130

Type: MSD Lab ID: QC954565

Analyte	Spiked	Result	%REC	Limits	RPD	Lim
Diesel C10-C24	50.17	59.92	117	52-128	6	42

Surrogate	%REC	Limits
o-Terphenyl	119	59-130

RPD= Relative Percent Difference

Batch QC Report

Total Extractable Hydrocarbons			
Lab #:	304731	Location:	Vallco Cupertino, CA
Client:	WSP	Prep:	EPA 3550C
Project#:	VALLCO	Analysis:	EPA 8015B
Type:	LCS	Diln Fac:	1.000
Lab ID:	QC954695	Batch#:	265256
Matrix:	Soil	Prepared:	11/07/18
Units:	mg/Kg	Analyzed:	11/08/18

Analyte	Spiked	Result	%REC	Limits
Diesel C10-C24	50.00	60.12	120	56-137

Surrogate	%REC	Limits
o-Terphenyl	126	59-130

Batch QC Report

Total Extractable Hydrocarbons			
Lab #:	304731	Location:	Vallco Cupertino, CA
Client:	WSP	Prep:	EPA 3550C
Project#:	VALLCO	Analysis:	EPA 8015B
Field ID:	S-6-(5)	Batch#:	265256
MSS Lab ID:	304731-027	Sampled:	10/30/18
Matrix:	Soil	Received:	11/01/18
Units:	mg/Kg	Prepared:	11/07/18
Basis:	as received	Analyzed:	11/08/18
Diln Fac:	1.000		

Type: MS Lab ID: QC954696

Analyte	MSS Result	Spiked	Result	%REC	Limits
Diesel C10-C24	3.973	50.18	57.23	106	52-128

Surrogate	%REC	Limits
o-Terphenyl	116	59-130

Type: MSD Lab ID: QC954697

Analyte	Spiked	Result	%REC	Limits	RPD	Lim
Diesel C10-C24	50.01	58.58	109	52-128	3	42

Surrogate	%REC	Limits
o-Terphenyl	118	59-130

RPD= Relative Percent Difference

Batch QC Report

Total Extractable Hydrocarbons			
Lab #:	304731	Location:	Vallco Cupertino, CA
Client:	WSP	Prep:	EPA 3550C
Project#:	VALLCO	Analysis:	EPA 8015B
Type:	LCS	Diln Fac:	1.000
Lab ID:	QC954718	Batch#:	265252
Matrix:	Soil	Prepared:	11/07/18
Units:	mg/Kg	Analyzed:	11/09/18

Analyte	Spiked	Result	%REC	Limits
Diesel C10-C24	50.00	44.01	88	56-137

Surrogate	%REC	Limits
o-Terphenyl	94	59-130

Batch QC Report

Total Extractable Hydrocarbons			
Lab #:	304731	Location:	Vallco Cupertino, CA
Client:	WSP	Prep:	EPA 3550C
Project#:	VALLCO	Analysis:	EPA 8015B
Field ID:	S-7-(2)	Batch#:	265252
MSS Lab ID:	304731-033	Sampled:	10/30/18
Matrix:	Soil	Received:	11/01/18
Units:	mg/Kg	Prepared:	11/07/18
Basis:	as received	Analyzed:	11/09/18
Diln Fac:	1.000		

Type: MS Lab ID: QC954719

Analyte	MSS Result	Spiked	Result	%REC	Limits
Diesel C10-C24	60.80	50.32	136.0	150 *	52-128

Surrogate	%REC	Limits
o-Terphenyl	89	59-130

Type: MSD Lab ID: QC954720

Analyte	Spiked	Result	%REC	Limits	RPD	Lim
Diesel C10-C24	49.88	207.3	294 *	52-128	42	42

Surrogate	%REC	Limits
o-Terphenyl	104	59-130

*= Value outside of QC limits; see narrative
 RPD= Relative Percent Difference

Batch QC Report

Total Extractable Hydrocarbons			
Lab #:	304731	Location:	Vallco Cupertino, CA
Client:	WSP	Prep:	EPA 3550C
Project#:	VALLCO	Analysis:	EPA 8015B
Type:	LCS	Diln Fac:	1.000
Lab ID:	QC954775	Batch#:	265273
Matrix:	Soil	Prepared:	11/07/18
Units:	mg/Kg	Analyzed:	11/12/18

Analyte	Spiked	Result	%REC	Limits
Diesel C10-C24	49.93	55.55	111	56-137

Surrogate	%REC	Limits
o-Terphenyl	110	59-130

Batch QC Report

Total Extractable Hydrocarbons			
Lab #:	304731	Location:	Vallco Cupertino, CA
Client:	WSP	Prep:	EPA 3550C
Project#:	VALLCO	Analysis:	EPA 8015B
Type:	LCS	Diln Fac:	1.000
Lab ID:	QC954839	Batch#:	265287
Matrix:	Soil	Prepared:	11/07/18
Units:	mg/Kg	Analyzed:	11/08/18

Analyte	Spiked	Result	%REC	Limits
Diesel C10-C24	50.00	49.16	98	56-137

Surrogate	%REC	Limits
o-Terphenyl	98	59-130

Batch QC Report

Total Extractable Hydrocarbons			
Lab #:	304731	Location:	Vallco Cupertino, CA
Client:	WSP	Prep:	EPA 3550C
Project#:	VALLCO	Analysis:	EPA 8015B
Field ID:	W-4-(10)	Batch#:	265287
MSS Lab ID:	304731-071	Sampled:	10/31/18
Matrix:	Soil	Received:	11/01/18
Units:	mg/Kg	Prepared:	11/07/18
Basis:	as received	Analyzed:	11/08/18
Diln Fac:	1.000		

Type: MS Lab ID: QC954840

Analyte	MSS Result	Spiked	Result	%REC	Limits
Diesel C10-C24	1.465	50.02	53.05	103	52-128

Surrogate	%REC	Limits
o-Terphenyl	99	59-130

Type: MSD Lab ID: QC954841

Analyte	Spiked	Result	%REC	Limits	RPD	Lim
Diesel C10-C24	50.13	49.57	96	52-128	7	42

Surrogate	%REC	Limits
o-Terphenyl	95	59-130

RPD= Relative Percent Difference

Batch QC Report

Total Extractable Hydrocarbons			
Lab #:	304731	Location:	Vallco Cupertino, CA
Client:	WSP	Prep:	EPA 3550C
Project#:	VALLCO	Analysis:	EPA 8015B
Type:	LCS	Diln Fac:	1.000
Lab ID:	QC954905	Batch#:	265304
Matrix:	Soil	Prepared:	11/08/18
Units:	mg/Kg	Analyzed:	11/08/18

Analyte	Spiked	Result	%REC	Limits
Diesel C10-C24	50.00	52.03	104	56-137

Surrogate	%REC	Limits
o-Terphenyl	106	59-130

Batch QC Report

Total Extractable Hydrocarbons			
Lab #:	304731	Location:	Vallco Cupertino, CA
Client:	WSP	Prep:	EPA 3550C
Project#:	VALLCO	Analysis:	EPA 8015B
Field ID:	ZZZZZZZZZZ	Batch#:	265304
MSS Lab ID:	304793-003	Sampled:	11/06/18
Matrix:	Soil	Received:	11/06/18
Units:	mg/Kg	Prepared:	11/08/18
Basis:	as received	Analyzed:	11/09/18
Diln Fac:	1.000		

Type: MS Lab ID: QC954906

Analyte	MSS Result	Spiked	Result	%REC	Limits
Diesel C10-C24	8.449	50.33	69.19	121	52-128

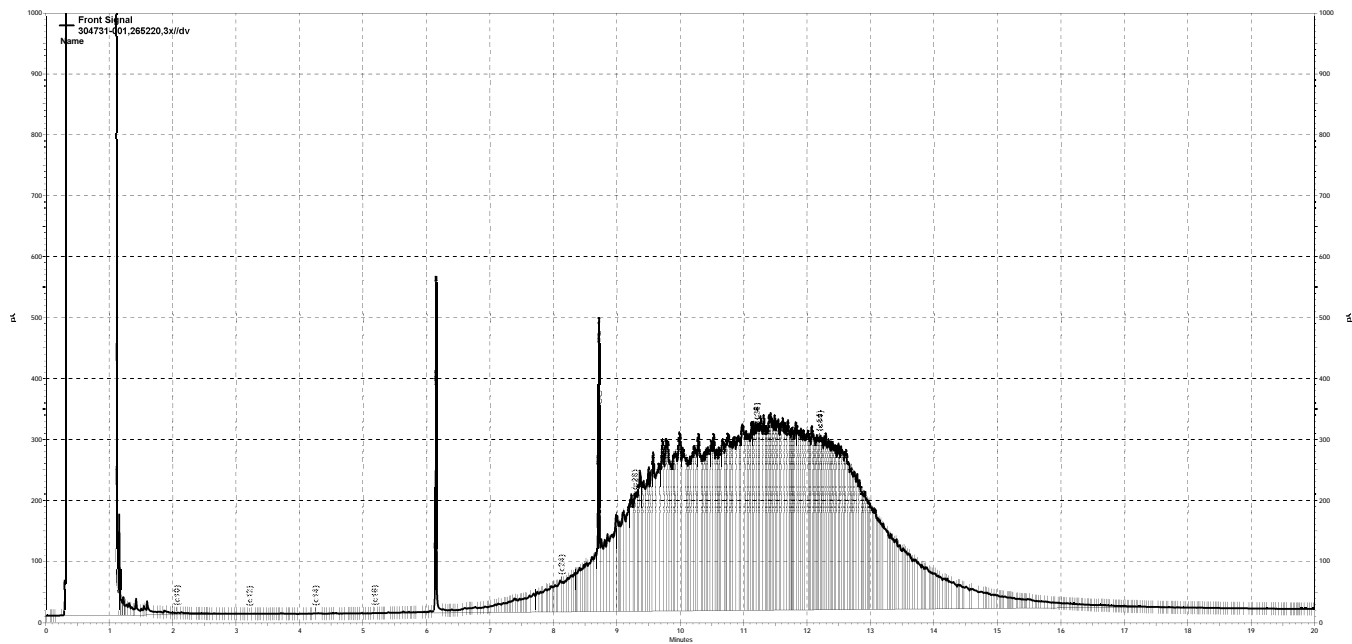
Surrogate	%REC	Limits
o-Terphenyl	105	59-130

Type: MSD Lab ID: QC954907

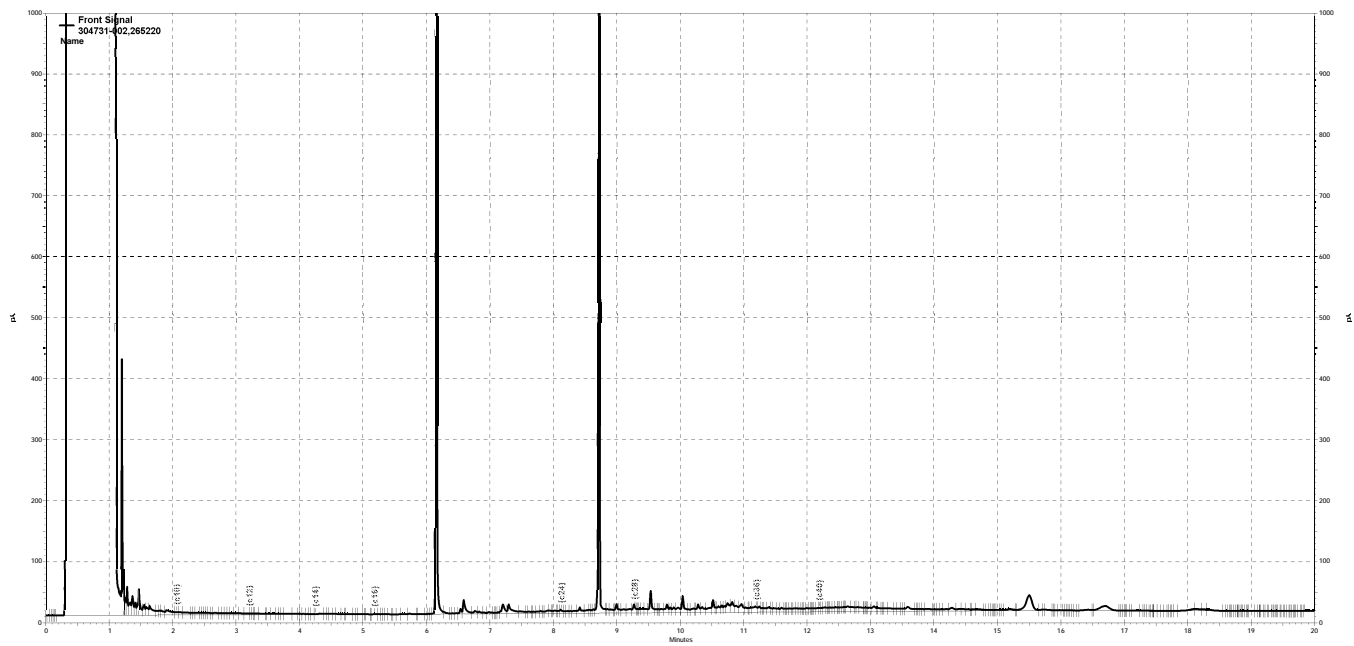
Analyte	Spiked	Result	%REC	Limits	RPD	Lim
Diesel C10-C24	50.31	57.16	97	52-128	19	42

Surrogate	%REC	Limits
o-Terphenyl	103	59-130

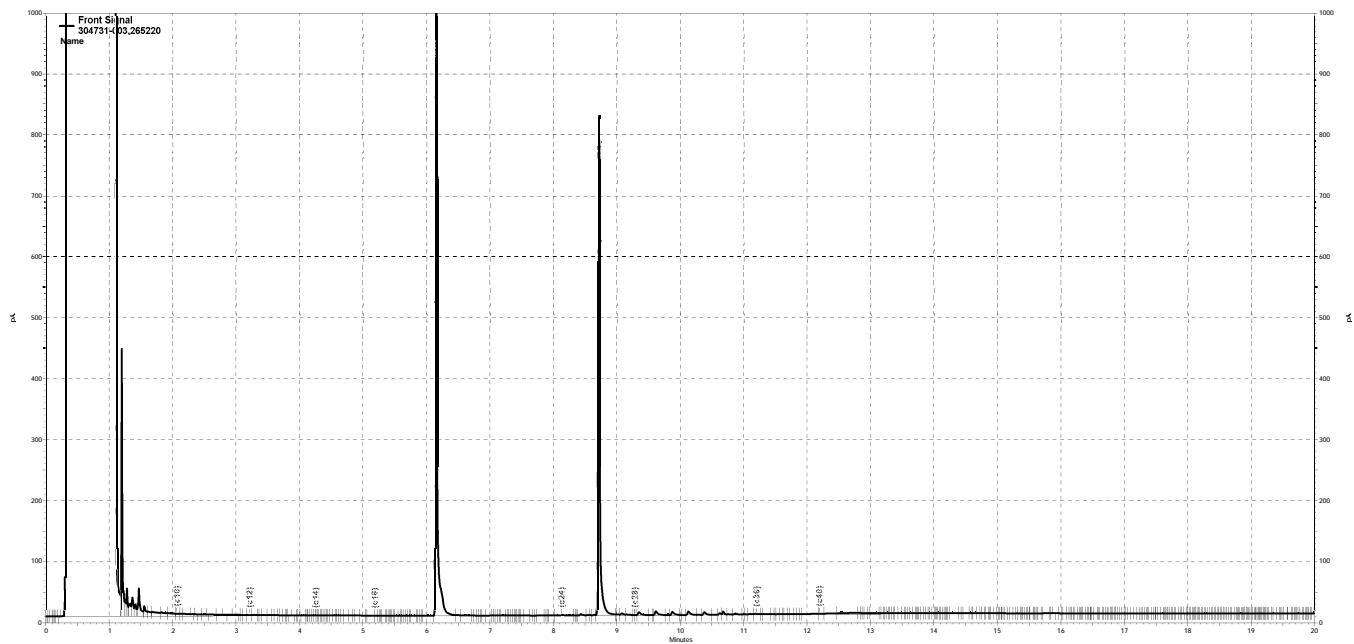
RPD= Relative Percent Difference



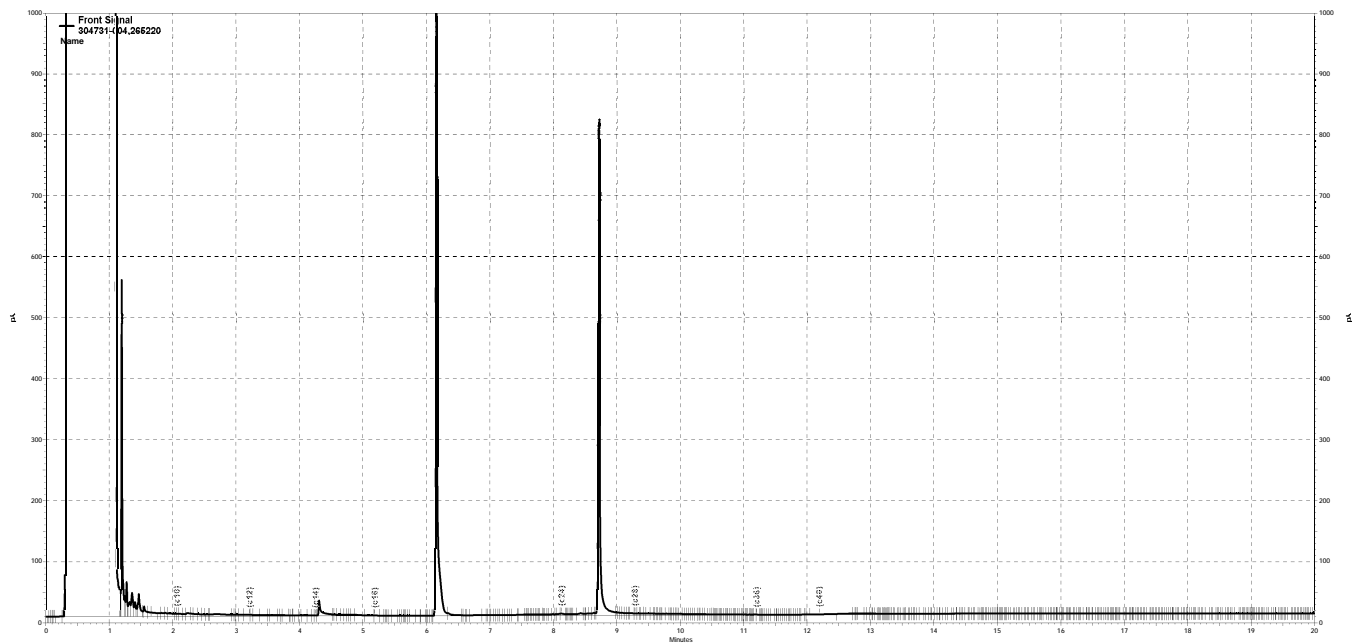
— \\kraken\gdrive\ezchrom\Projects\GC27\Data\2018\310a039.dat, Front Signal



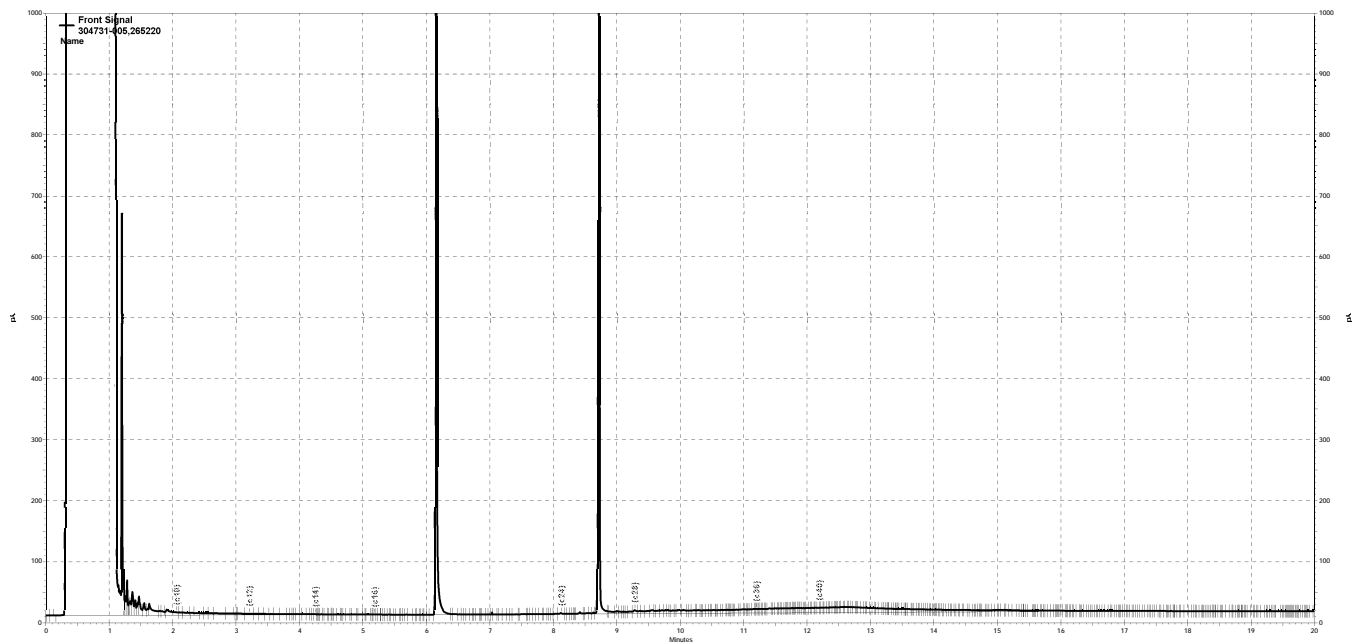
— \\kraken\gdrive\ezchrom\Projects\GC27\Data\2018\310a043.dat, Front Signal



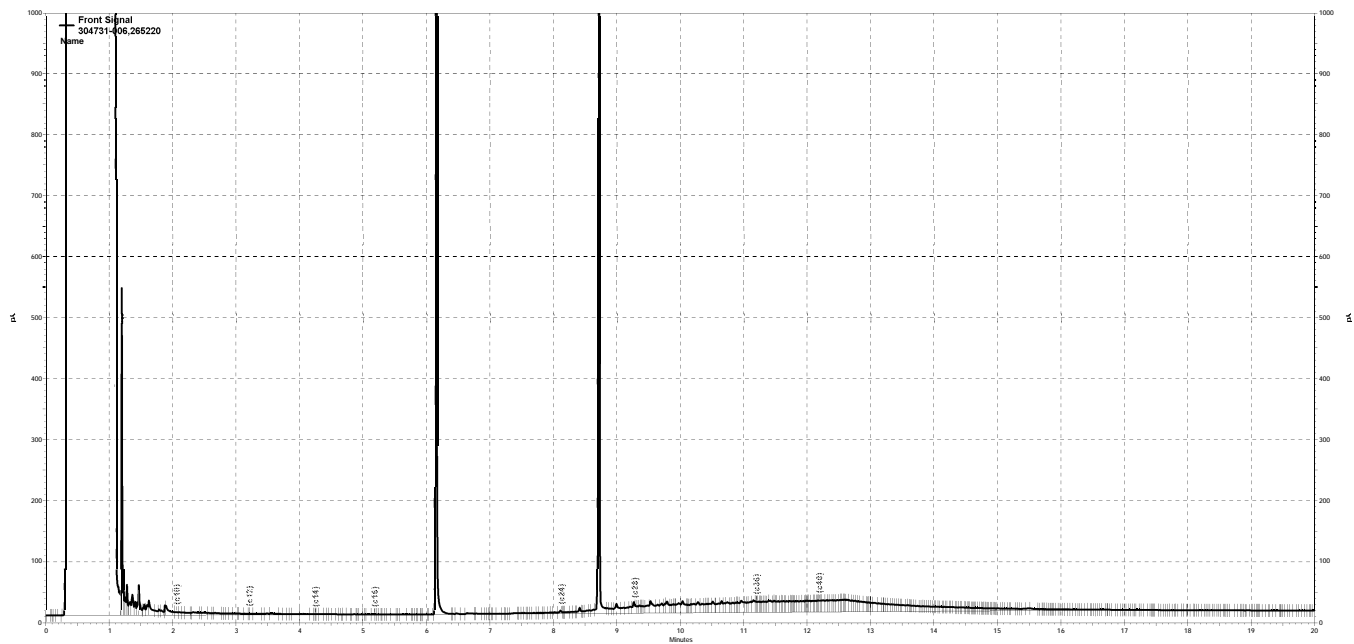
— \\kraken\gdrive\ezchrom\Projects\GC27\Data\2018\310a032.dat, Front Signal



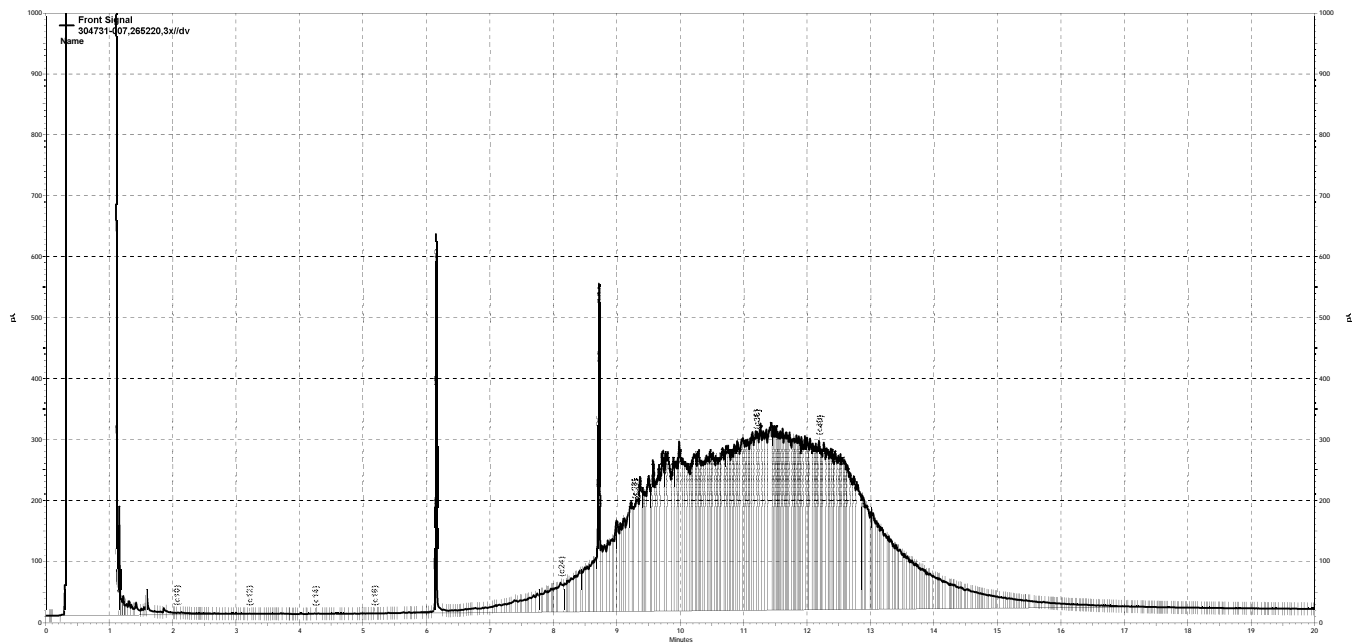
— \\kraken\gdrive\ezchrom\Projects\GC27\Data\2018\310a027.dat, Front Signal



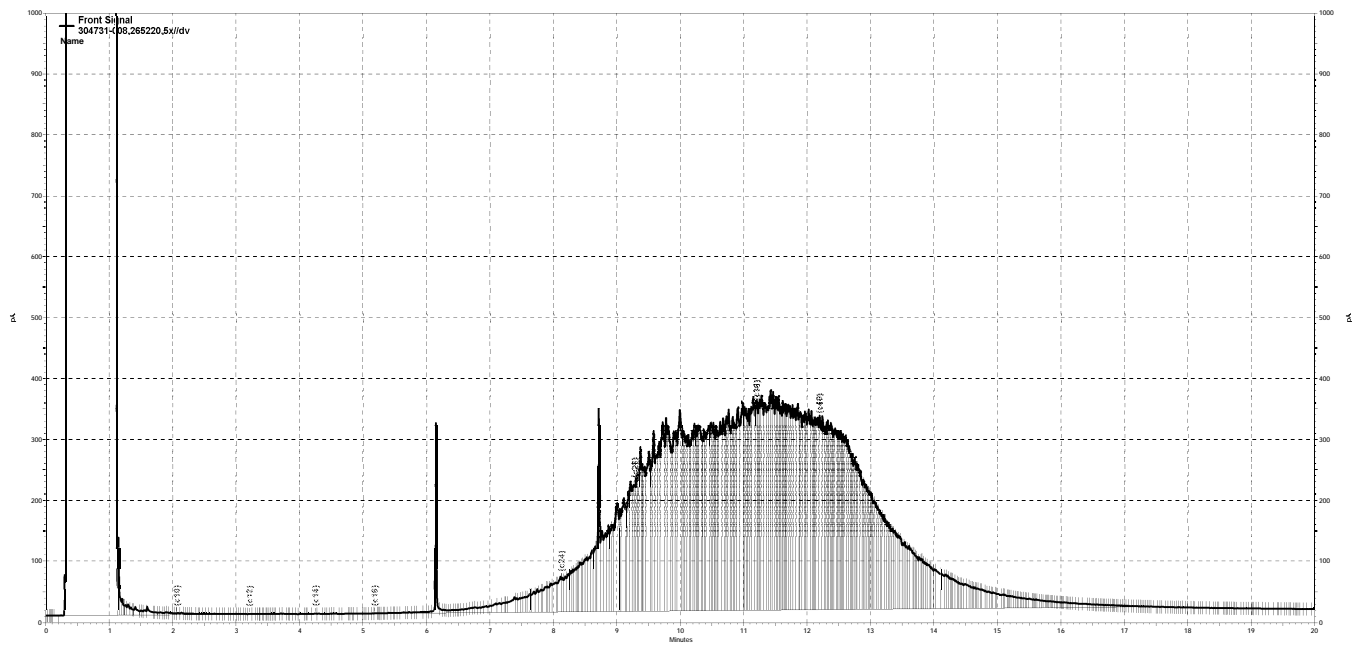
— \\kraken\gdrive\ezchrom\Projects\GC27\Data\2018\310a044.dat, Front Signal



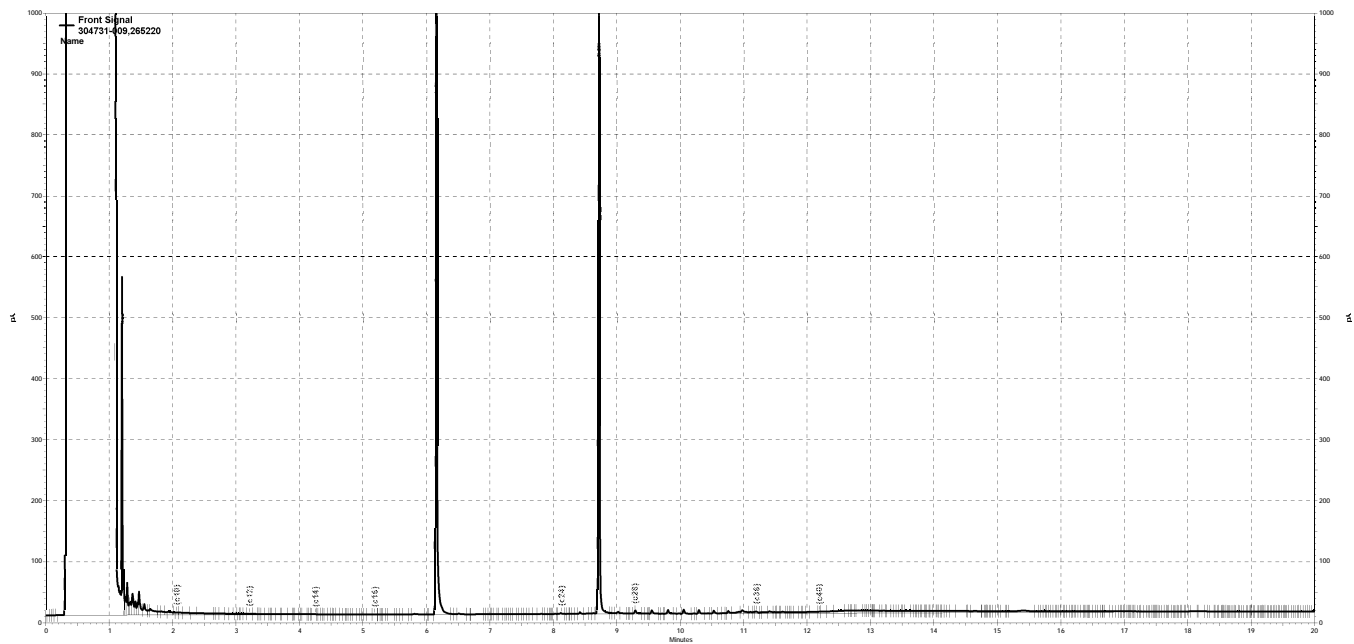
— \\kraken\gdrive\ezchrom\Projects\GC27\Data\2018\310a042.dat, Front Signal



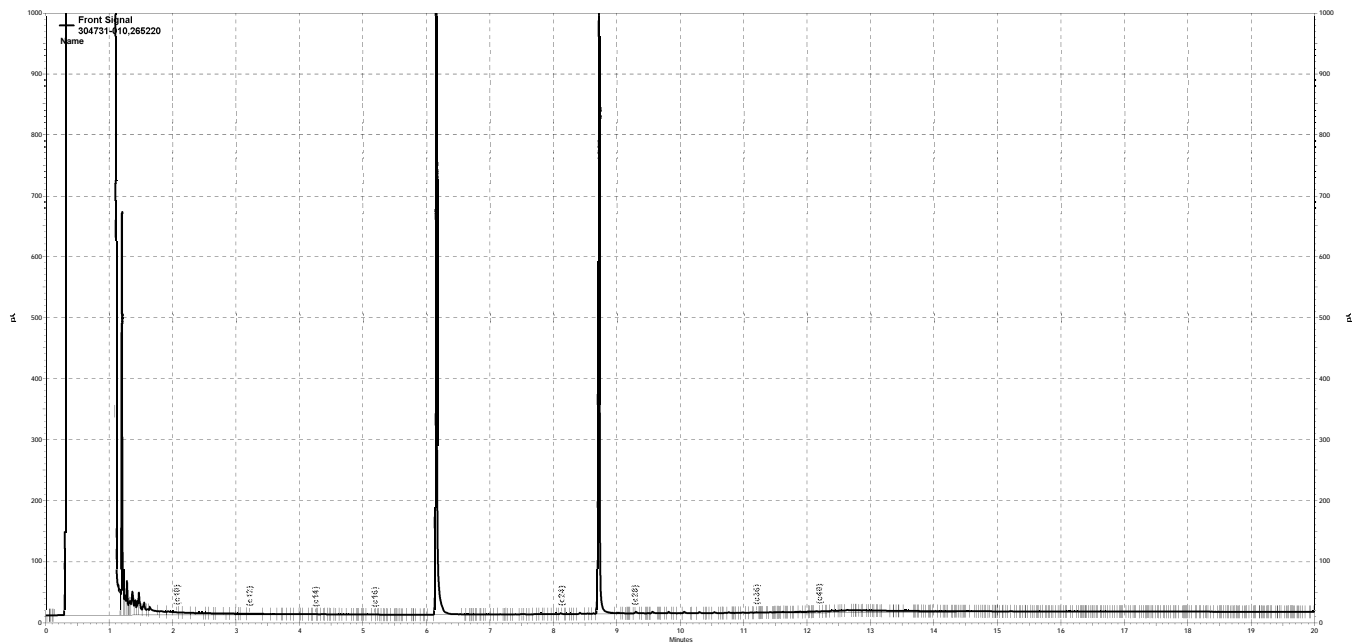
— \\kraken\gdrive\ezchrom\Projects\GC27\Data\2018\310a040.dat, Front Signal



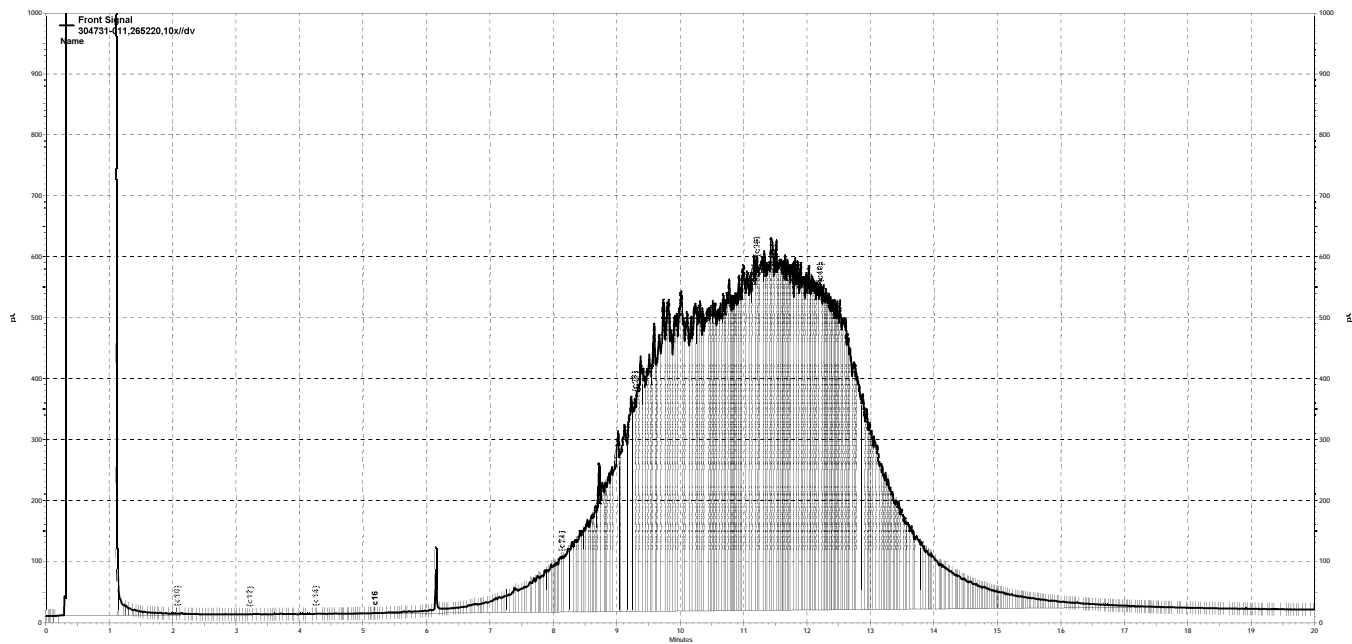
— \\kraken\gdrive\ezchrom\Projects\GC27\Data\2018\310a038.dat, Front Signal



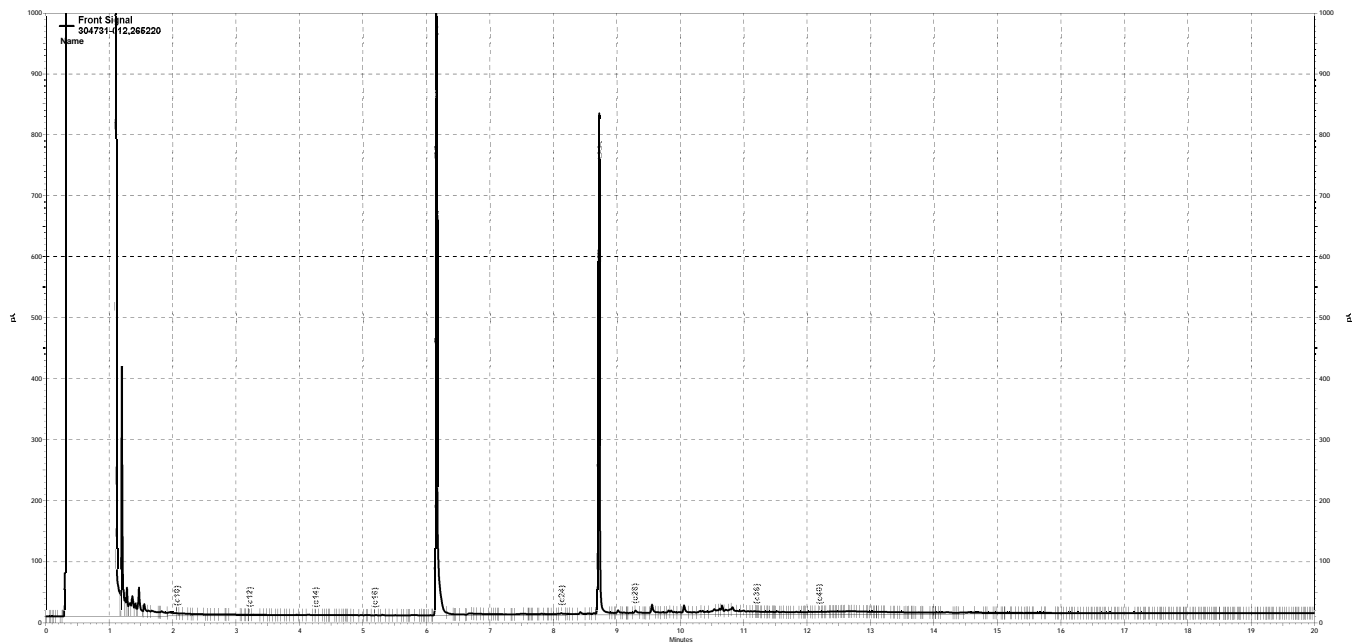
— \\kraken\gdrive\ezchrom\Projects\GC27\Data\2018\310a045.dat, Front Signal



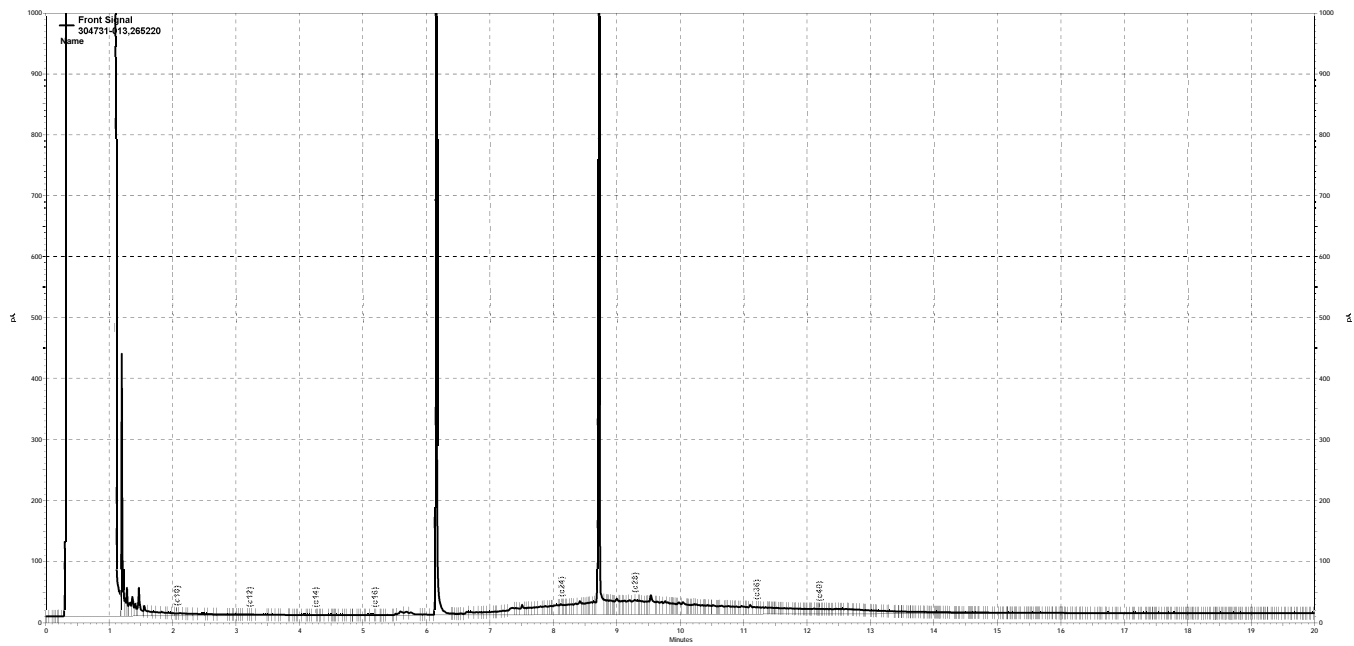
— \\kraken\gdrive\ezchrom\Projects\GC27\Data\2018\310a046.dat, Front Signal



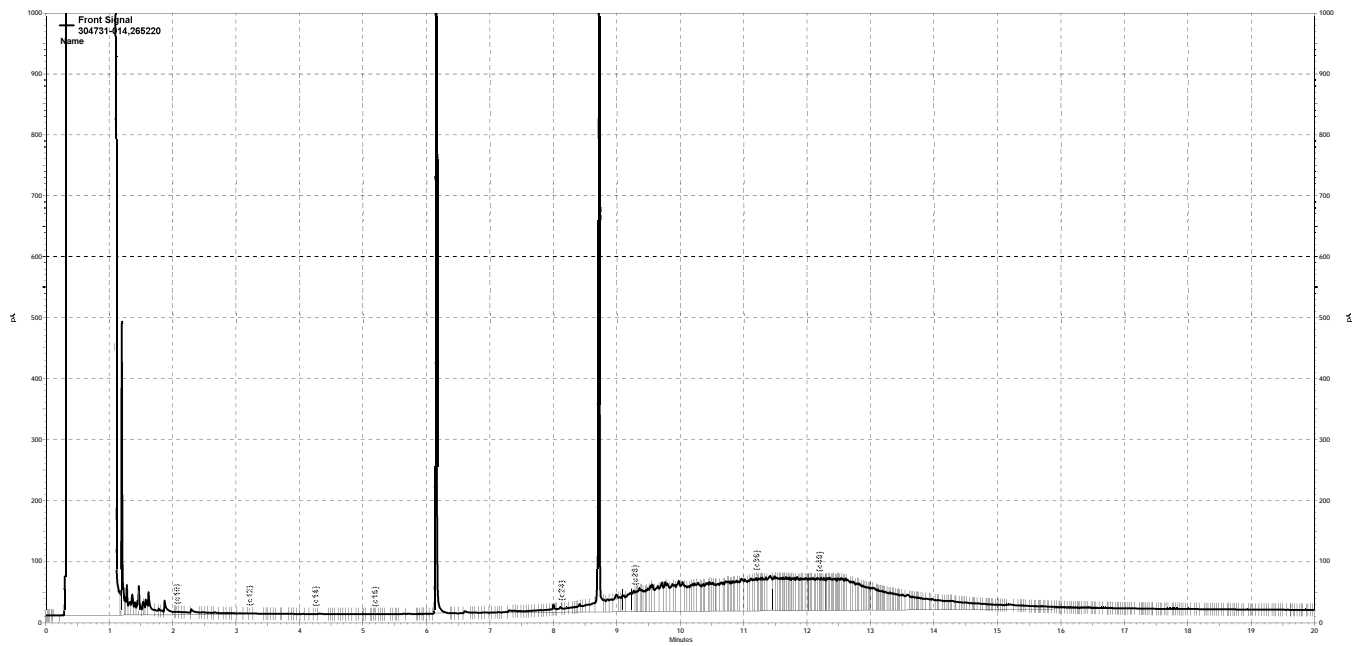
— \\kraken\gdrive\ezchrom\Projects\GC27\Data\2018\310a037.dat, Front Signal



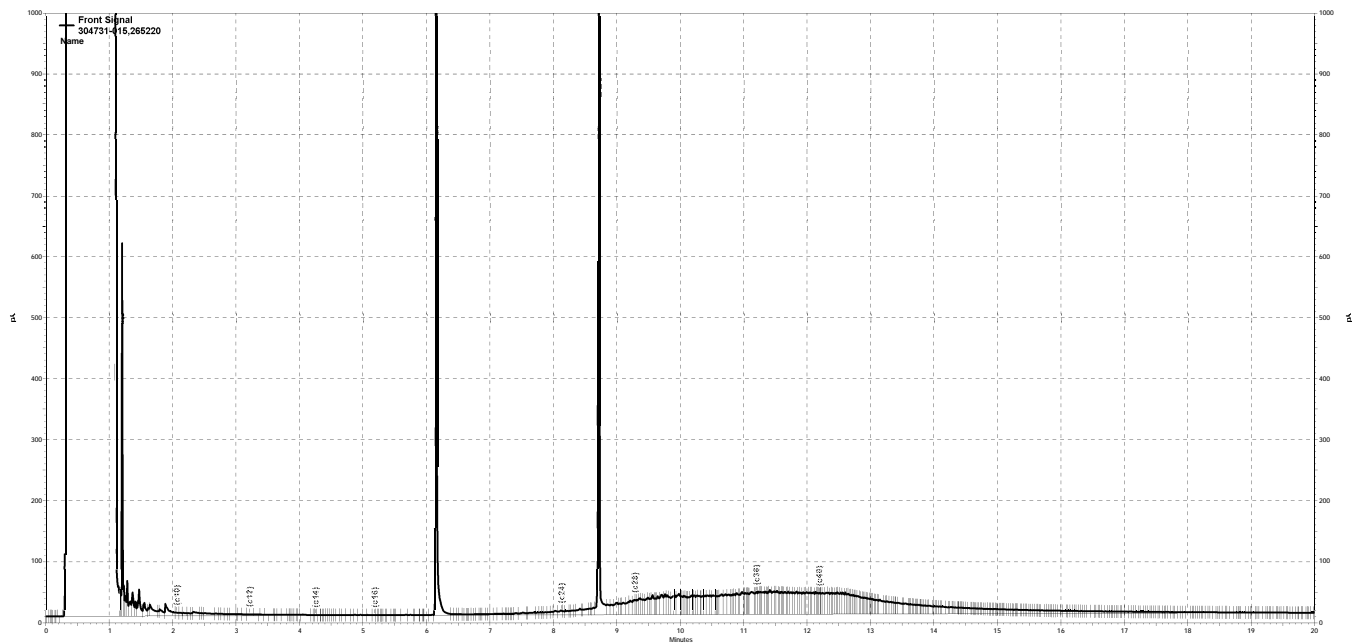
— \\kraken\gdrive\ezchrom\Projects\GC27\Data\2018\310a030.dat, Front Signal



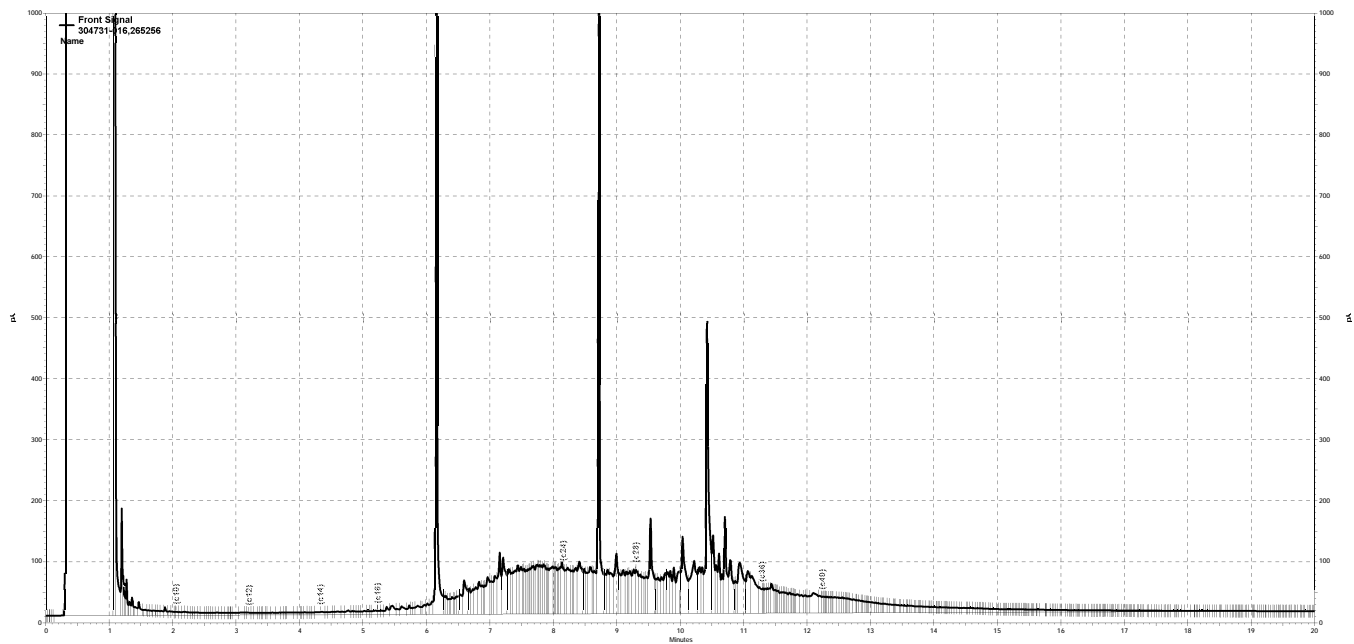
— \\kraken\gdrive\ezchrom\Projects\GC27\Data\2018\310a031.dat, Front Signal



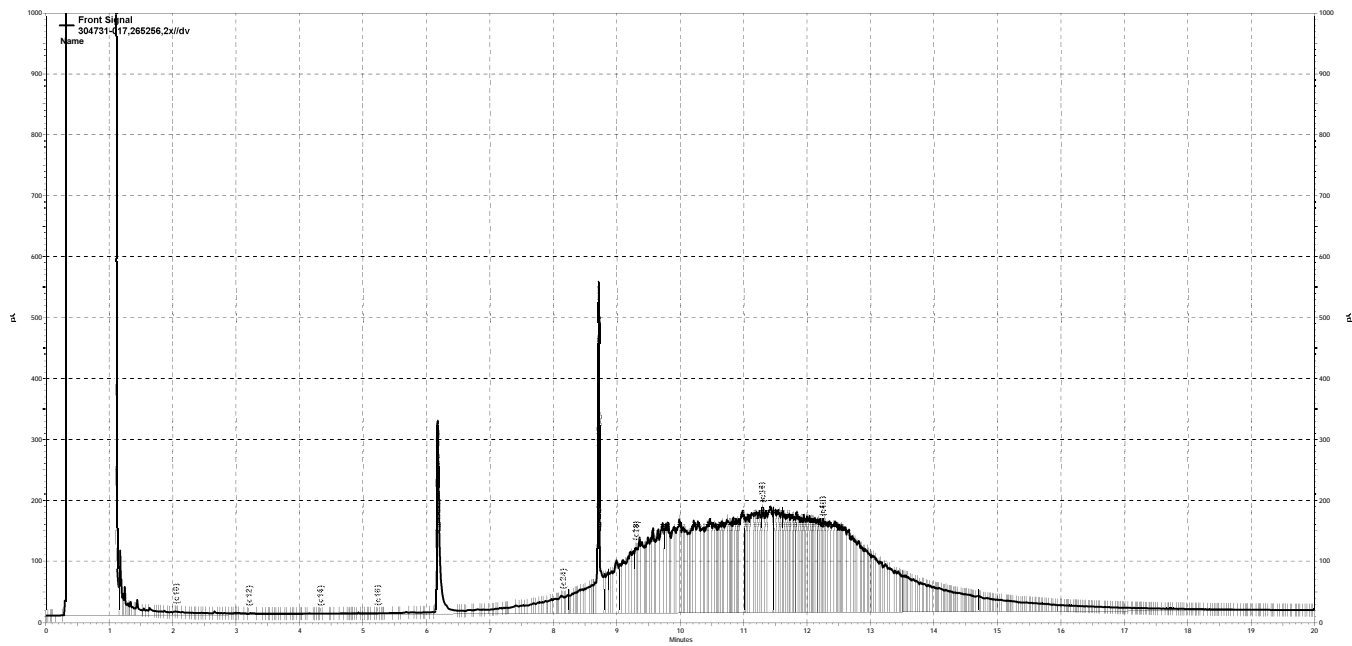
— \\kraken\gdrive\ezchrom\Projects\GC27\Data\2018\310a041.dat, Front Signal



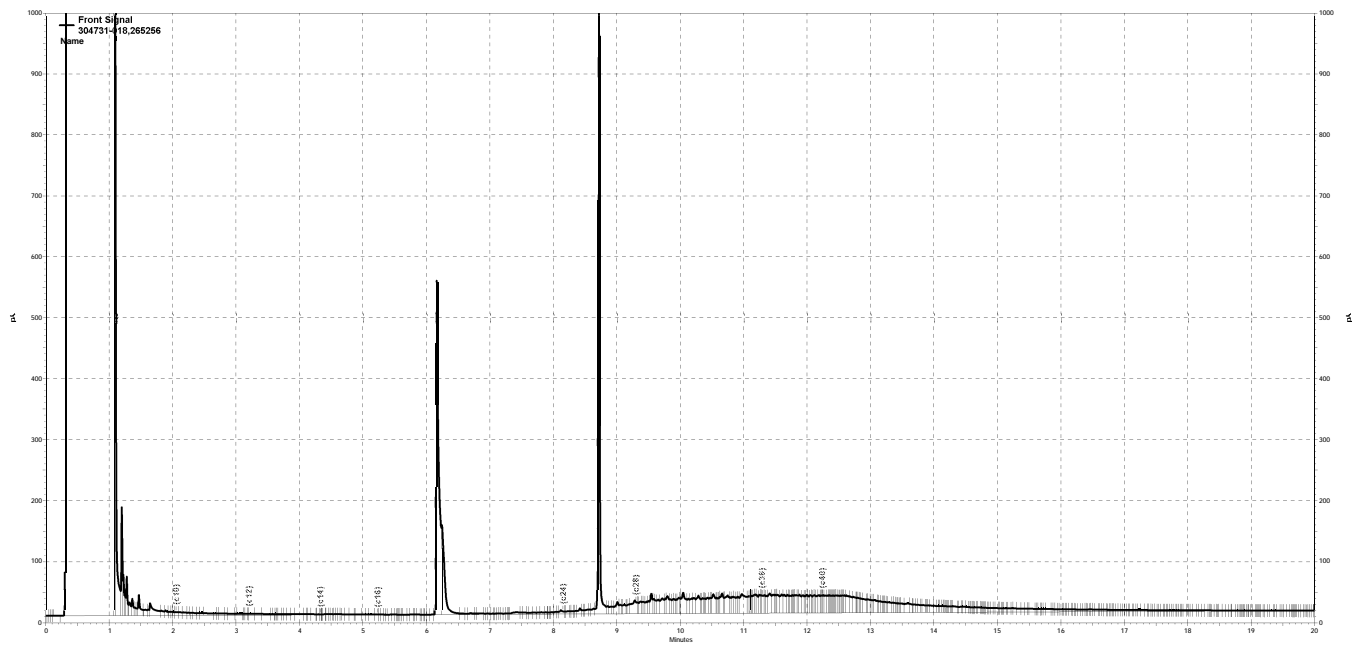
— \\kraken\gdrive\ezchrom\Projects\GC27\Data\2018\310a033.dat, Front Signal



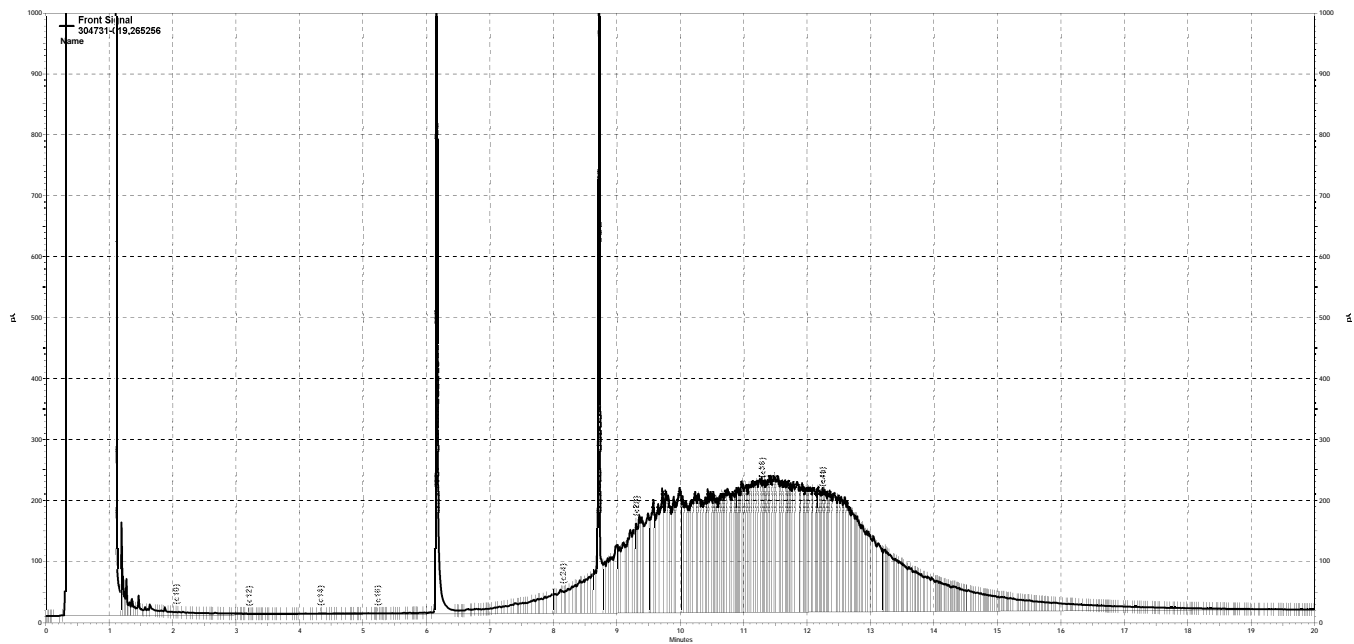
— \\kraken\gdrive\ezchrom\Projects\GC27\Data\2018\312a037.dat, Front Signal



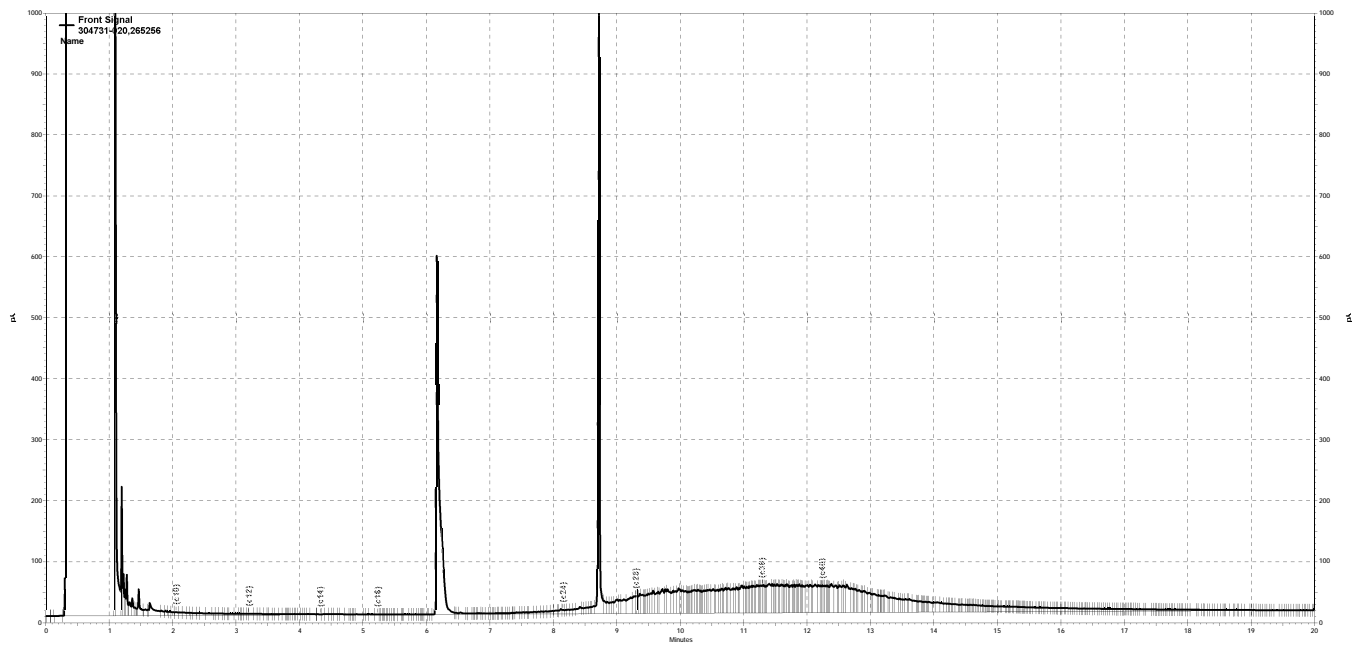
— \\kraken\gdrive\ezchrom\Projects\GC27\Data\2018\312a038.dat, Front Signal



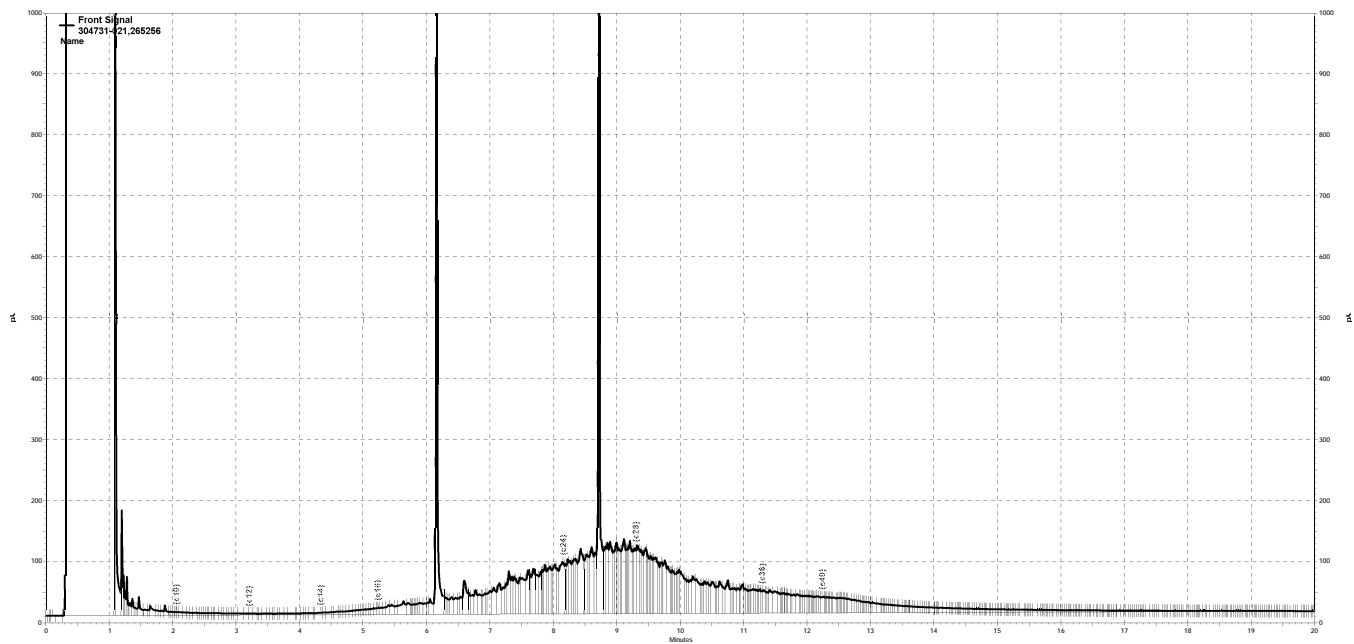
— \\kraken\gdrive\ezchrom\Projects\GC27\Data\2018\312a044.dat, Front Signal



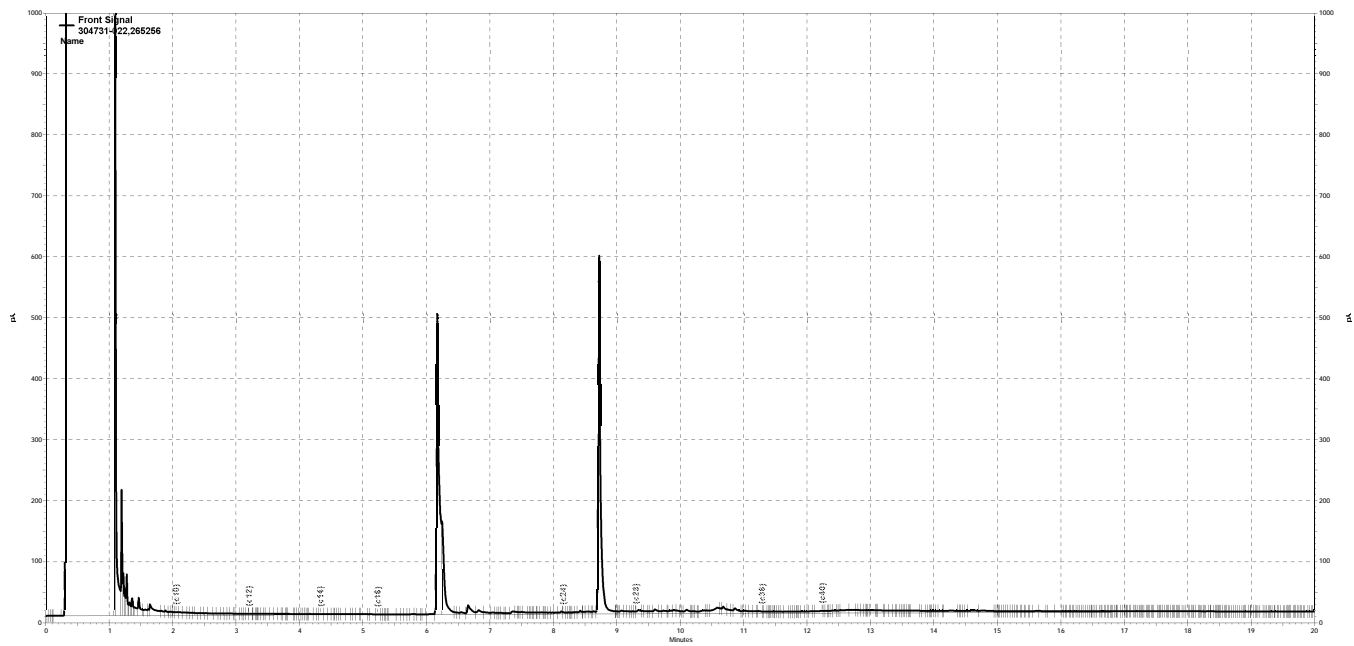
— \\kraken\gdrive\ezchrom\Projects\GC27\Data\2018\312a040.dat, Front Signal



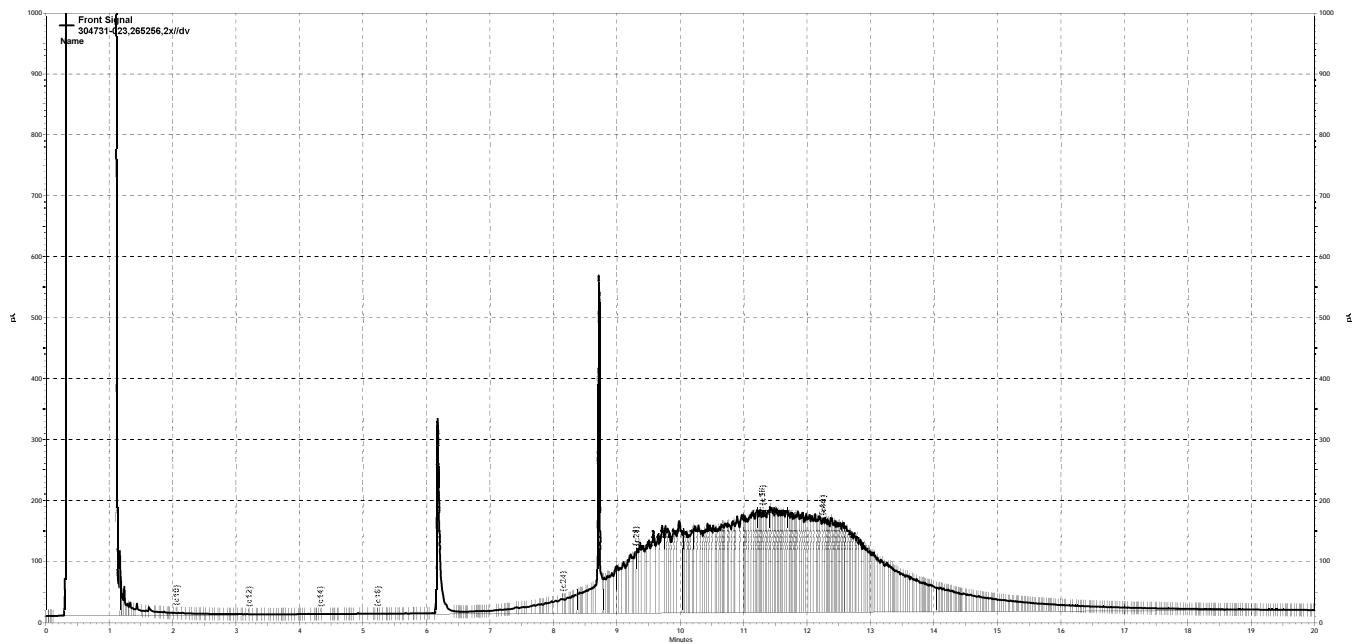
— \\kraken\gdrive\ezchrom\Projects\GC27\Data\2018\312a041.dat, Front Signal



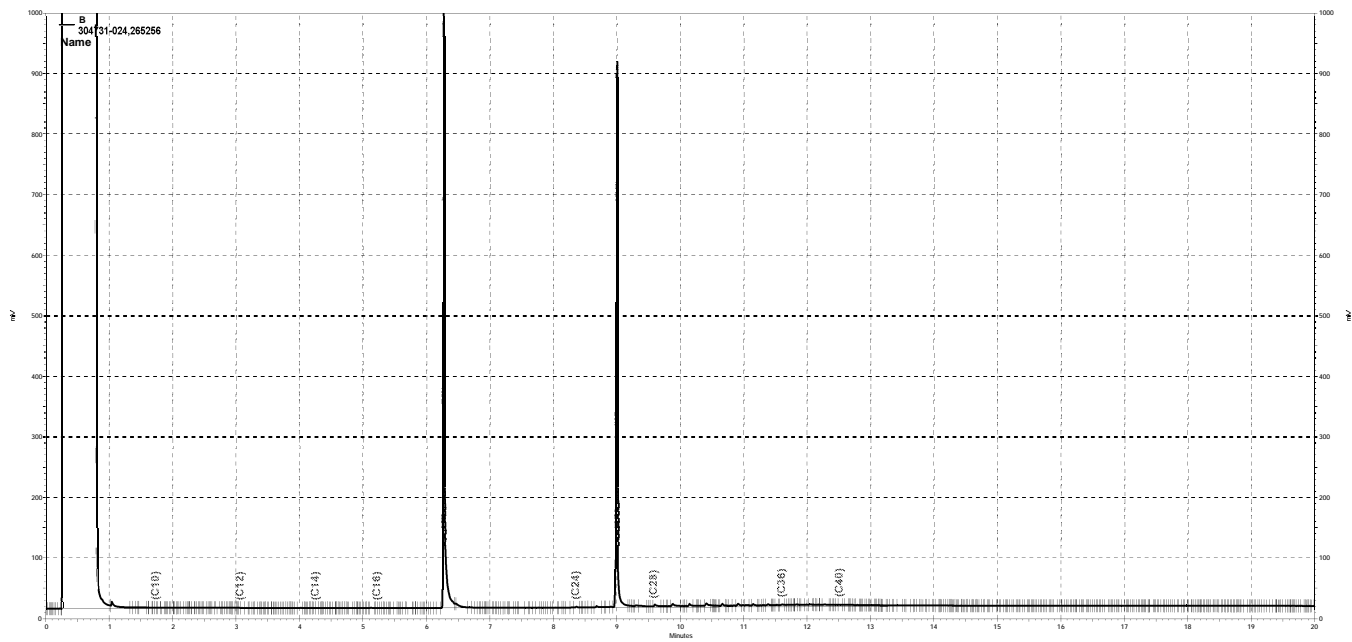
— \\kraken\gdrive\ezchrom\Projects\GC27\Data\2018\312a045.dat, Front Signal



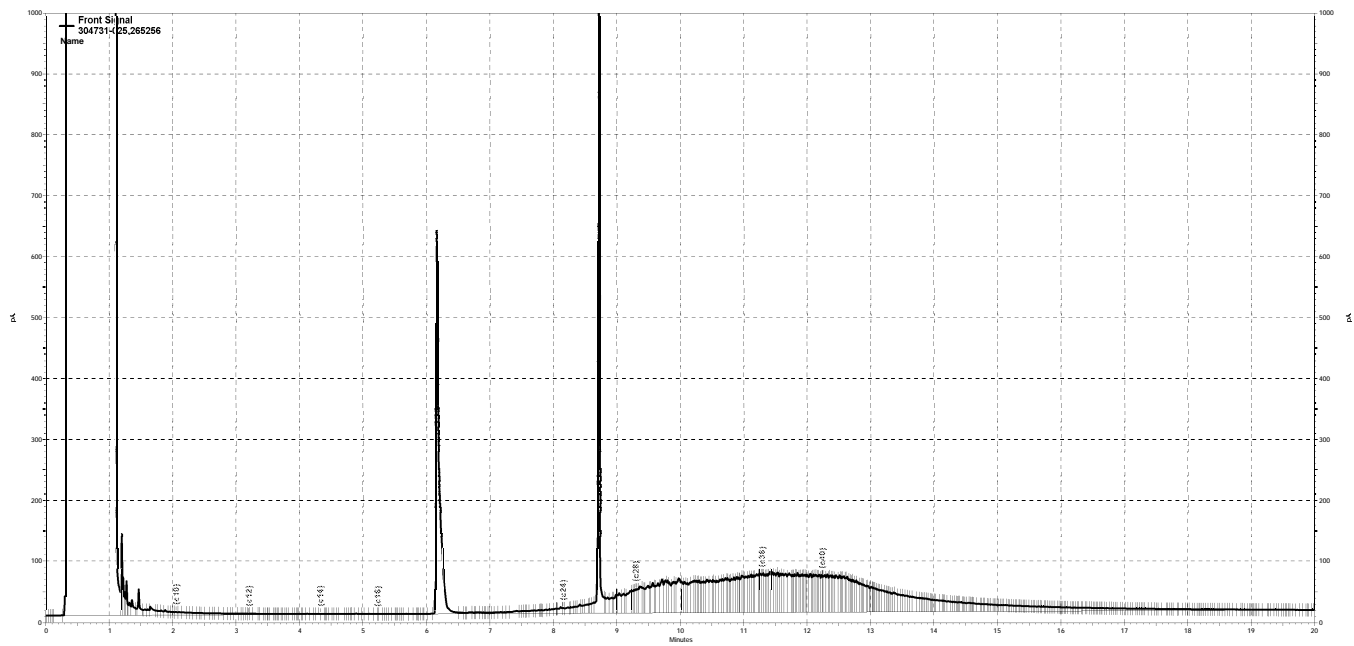
— \\kraken\gdrive\ezchrom\Projects\GC27\Data\2018\312a046.dat, Front Signal



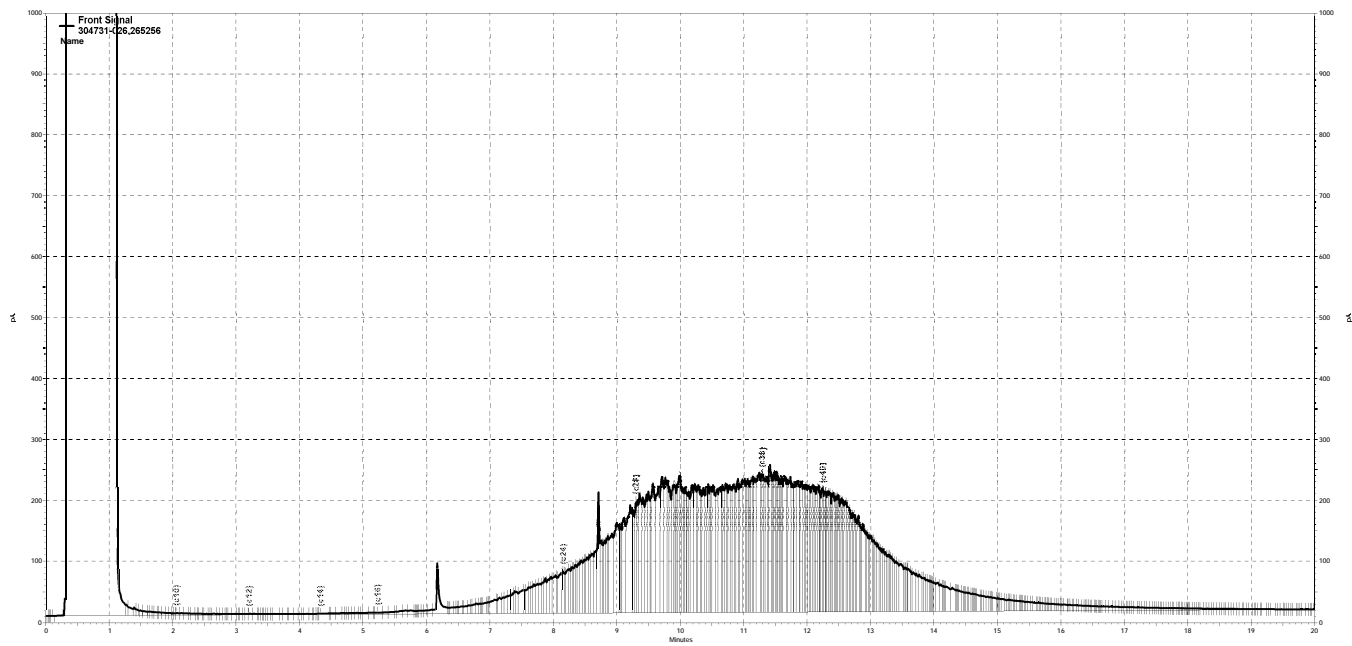
— \\kraken\gdrive\ezchrom\Projects\GC27\Data\2018\312a039.dat, Front Signal



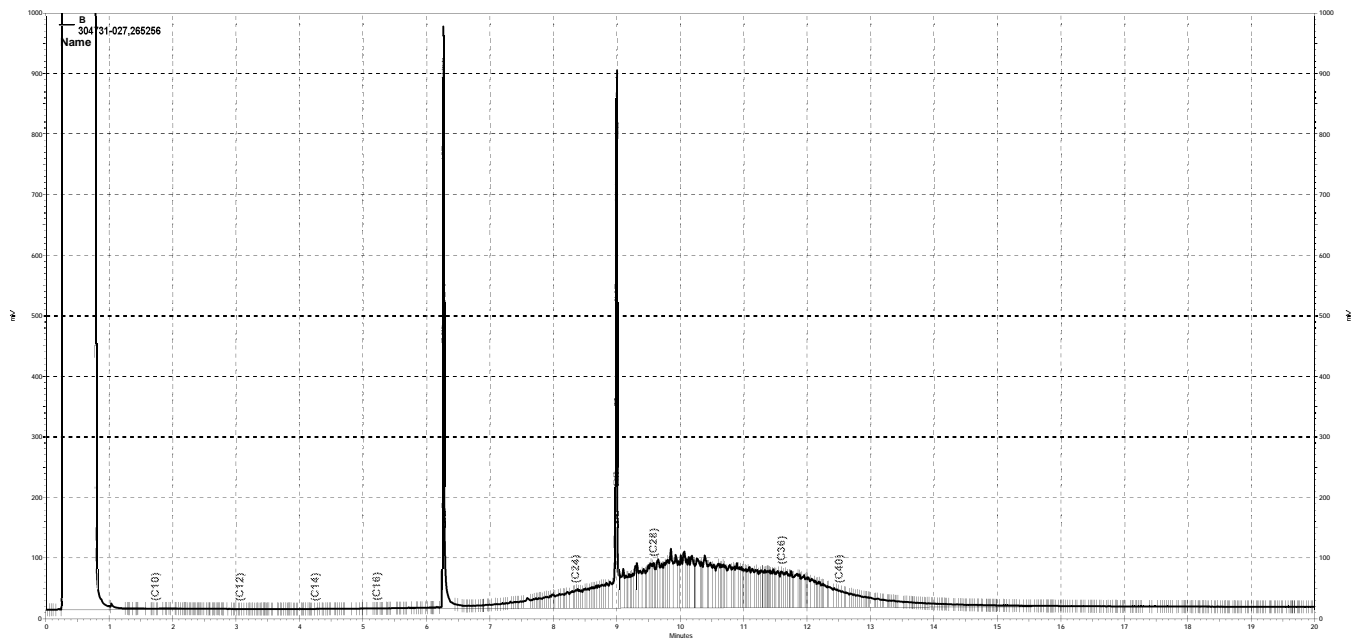
— \\kraken\drive\ezchrom\Projects\GC14B\Data\2018\311b037, B



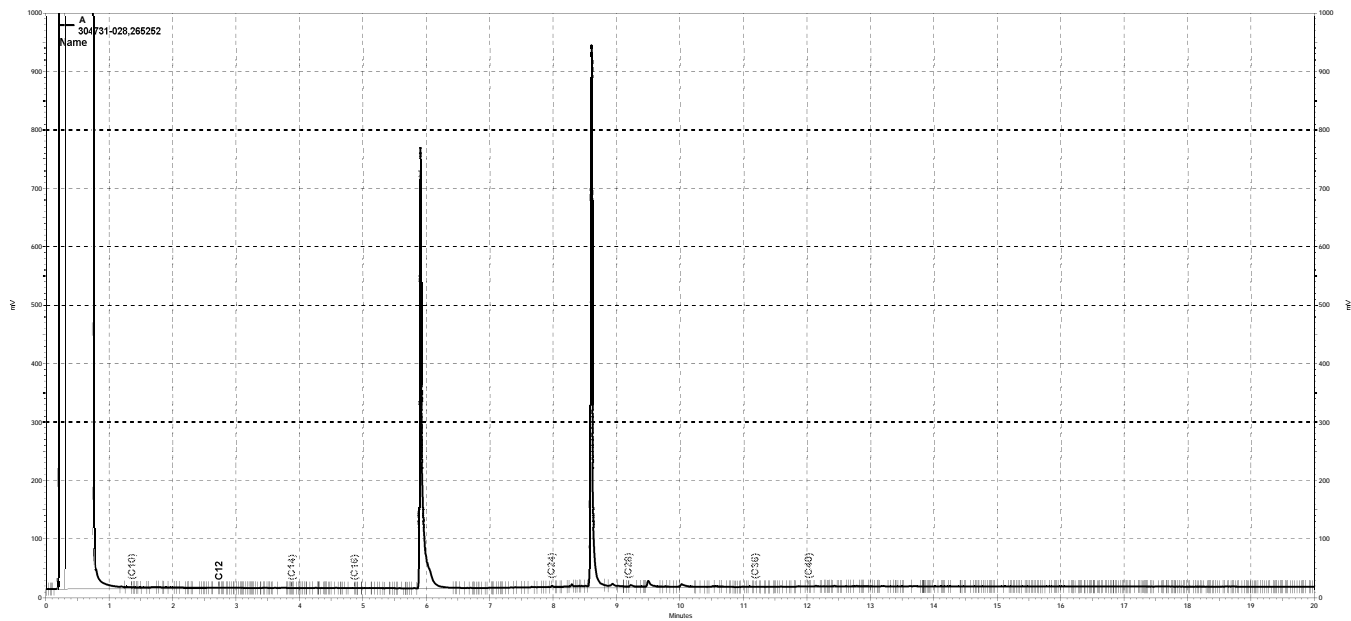
— \\kraken\gdrive\ezchrom\Projects\GC27\Data\2018\312a043.dat, Front Signal



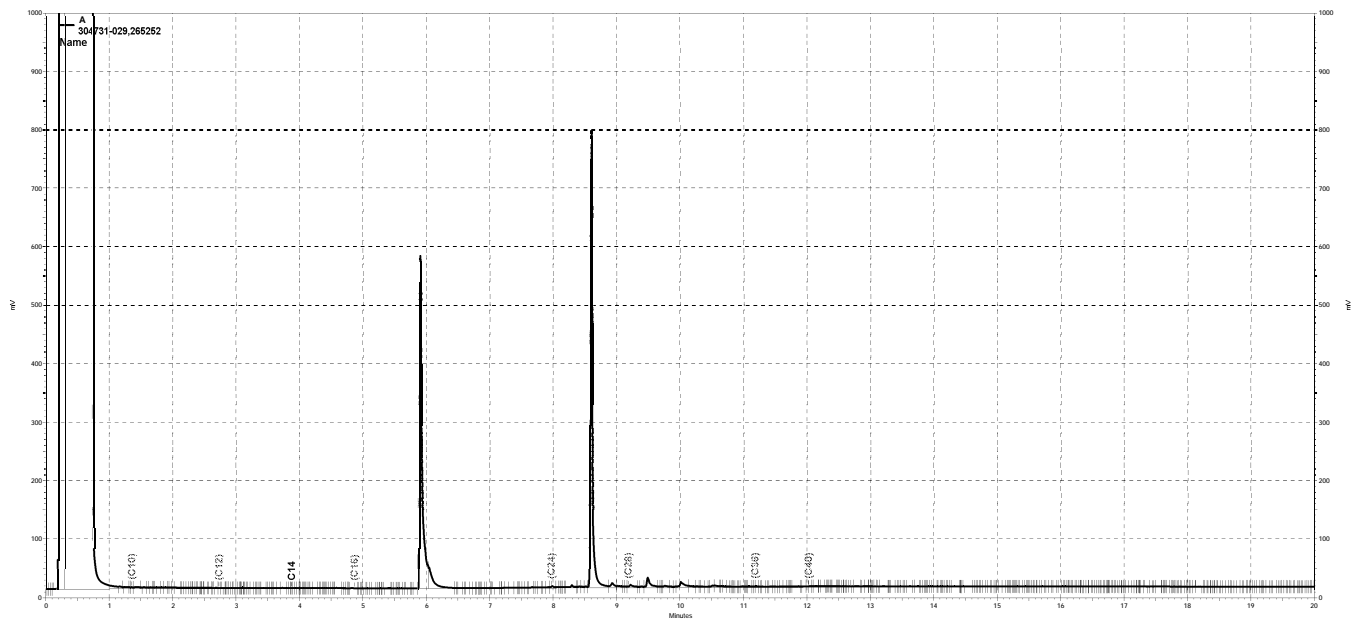
— \\kraken\gdrive\ezchrom\Projects\GC27\Data\2018\312a042.dat, Front Signal



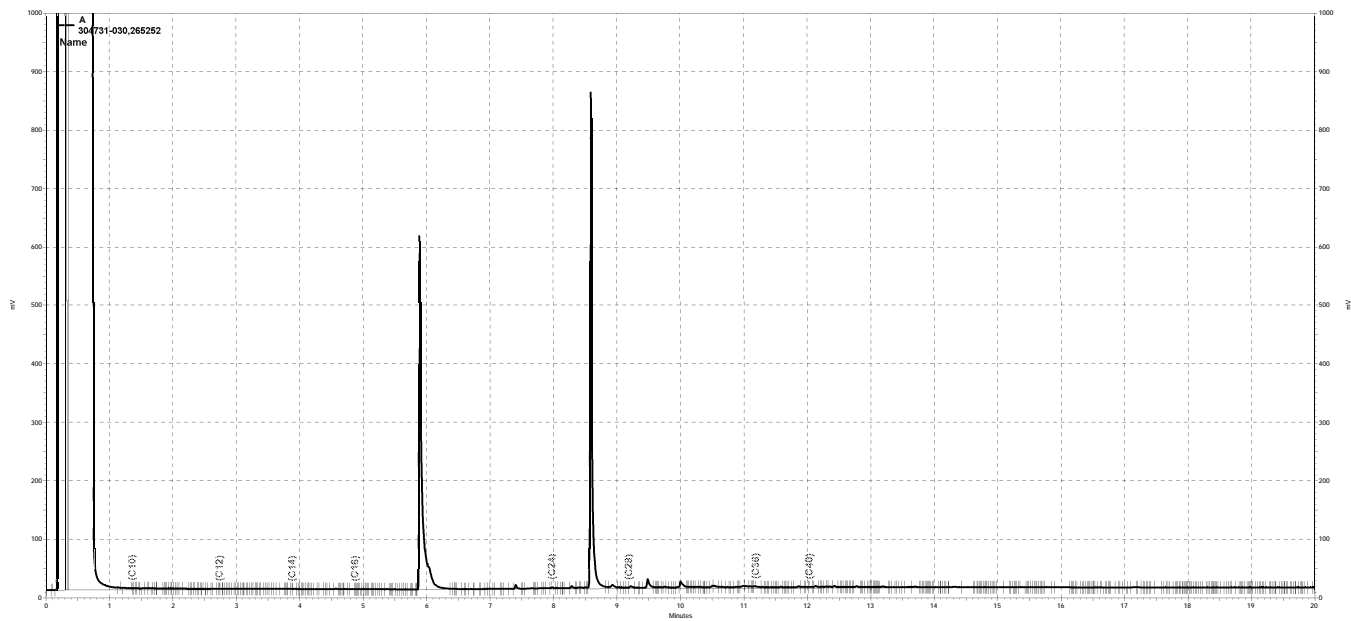
— \\kraken\gdrive\ezchrom\Projects\GC14B\Data\2018\311b059, B



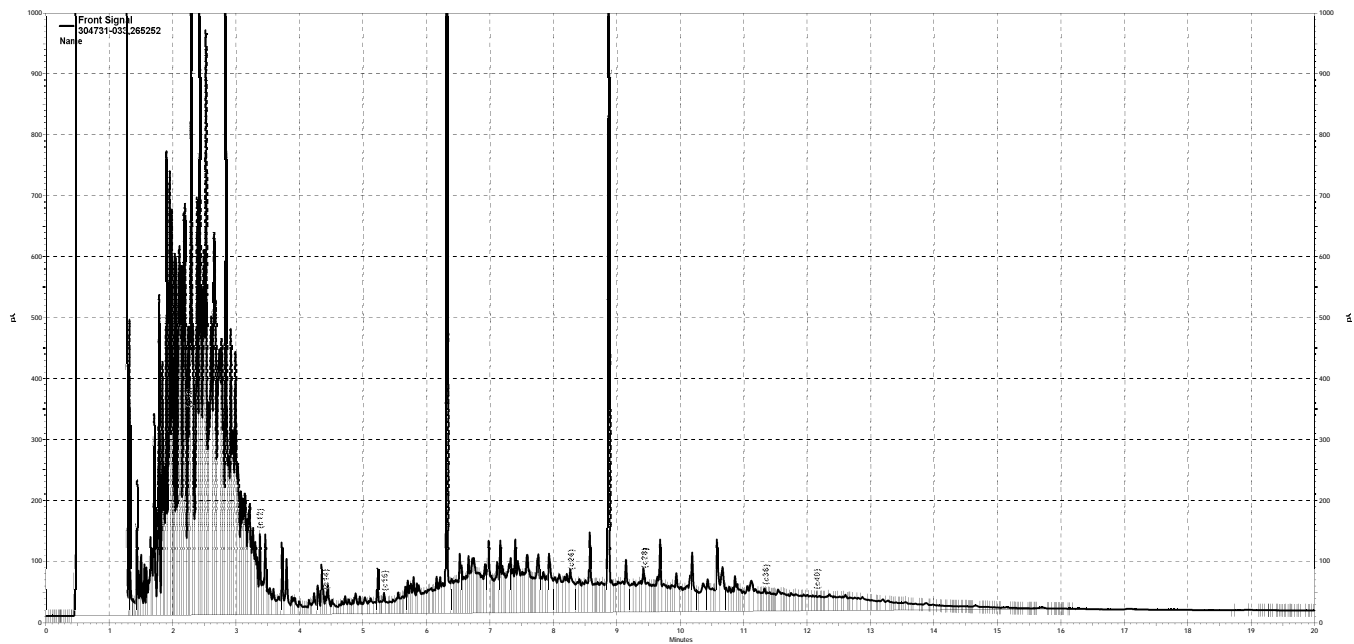
— \\kraken\gdrive\ezchrom\Projects\GC17a\Data\2018\313a033, A



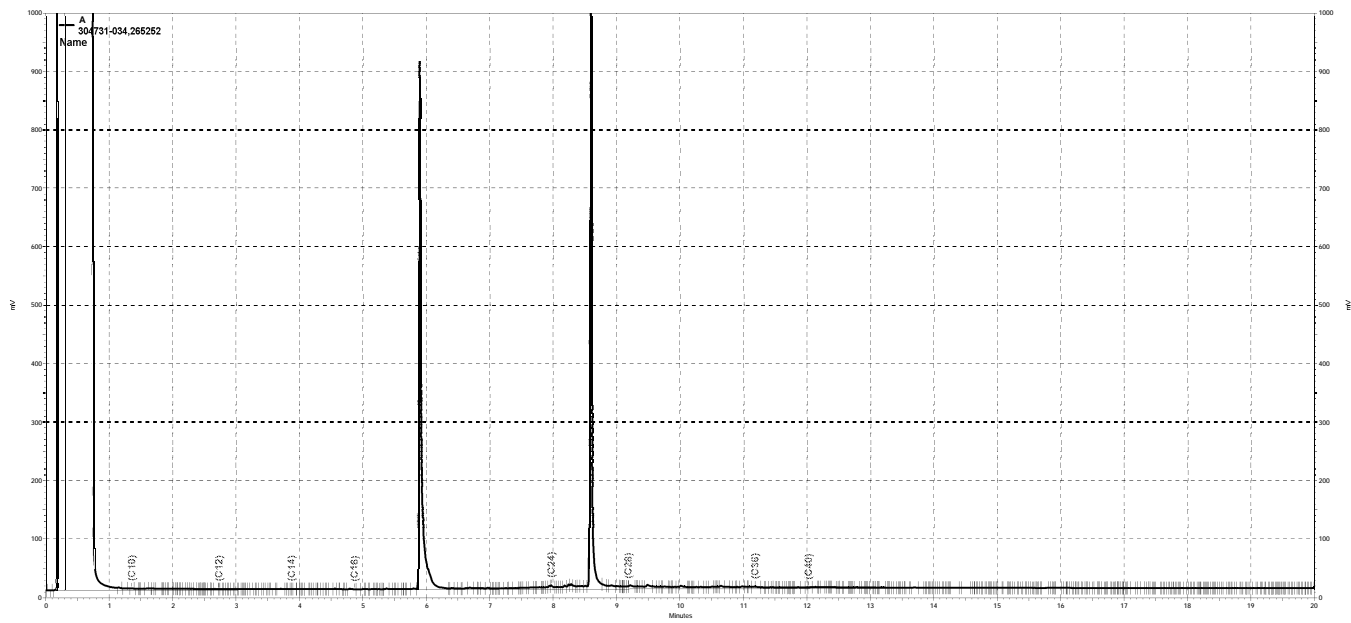
— \\kraken\gdrive\ezchrom\Projects\GC17a\Data\2018\313a034, A



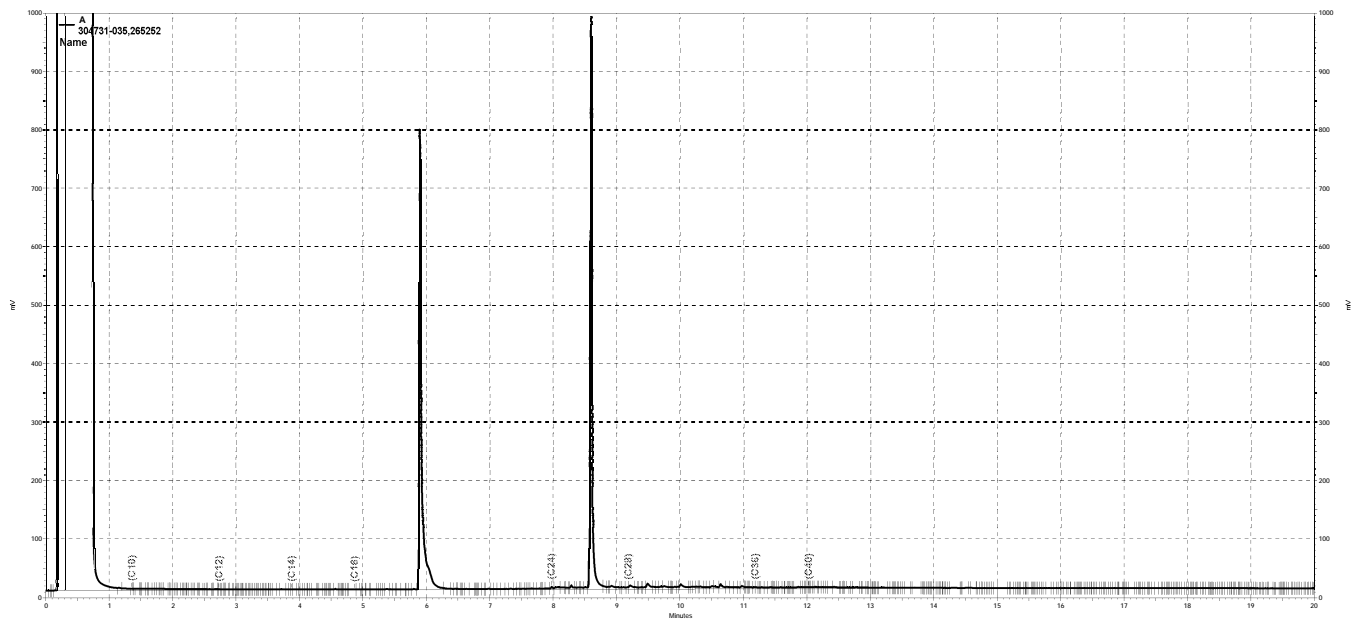
— \\kraken\gdrive\ezchrom\Projects\GC17a\Data\2018\313a054, A



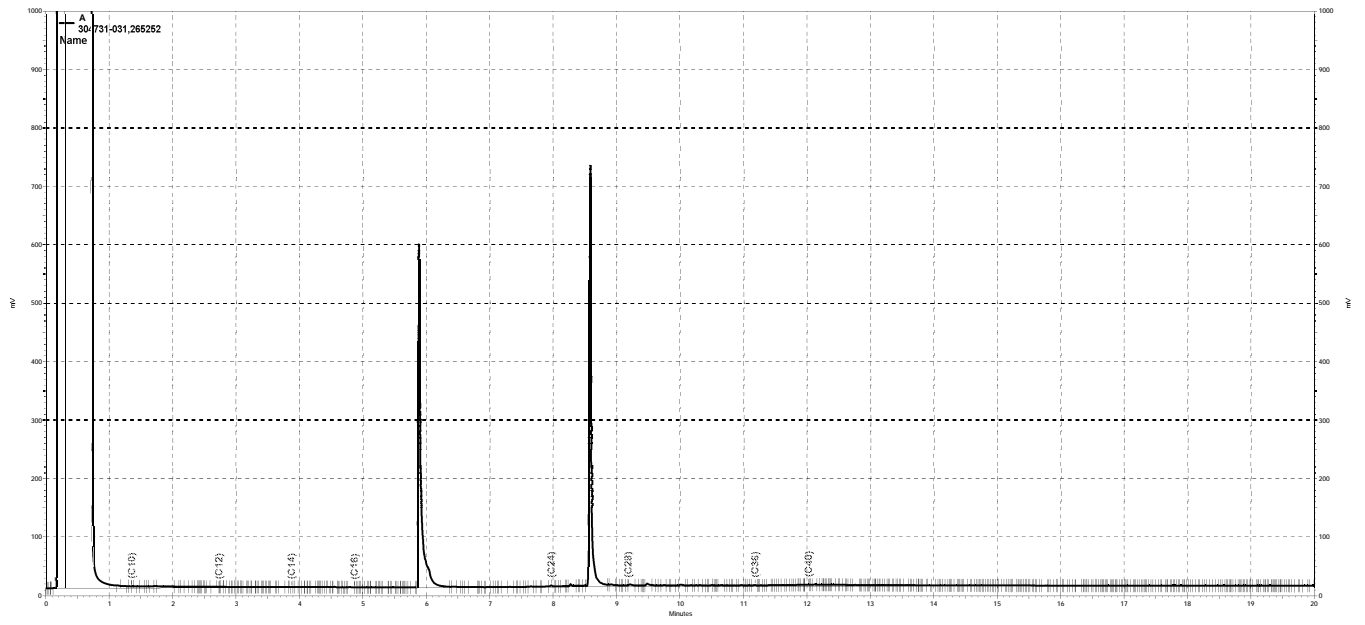
— \\kraken\gdrive\ezchrom\Projects\GC27\Data\2018\313a009.dat, Front Signal



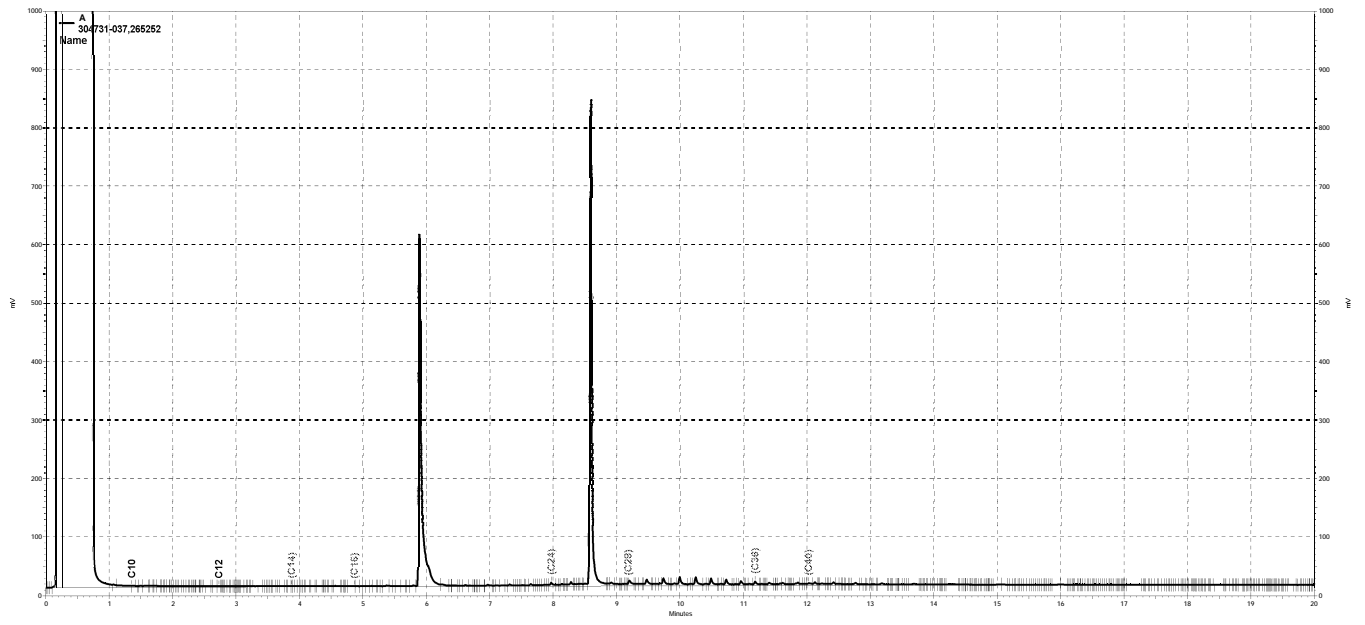
— \\kraken\gdrive\ezchrom\Projects\GC17a\Data\2018\313a056, A



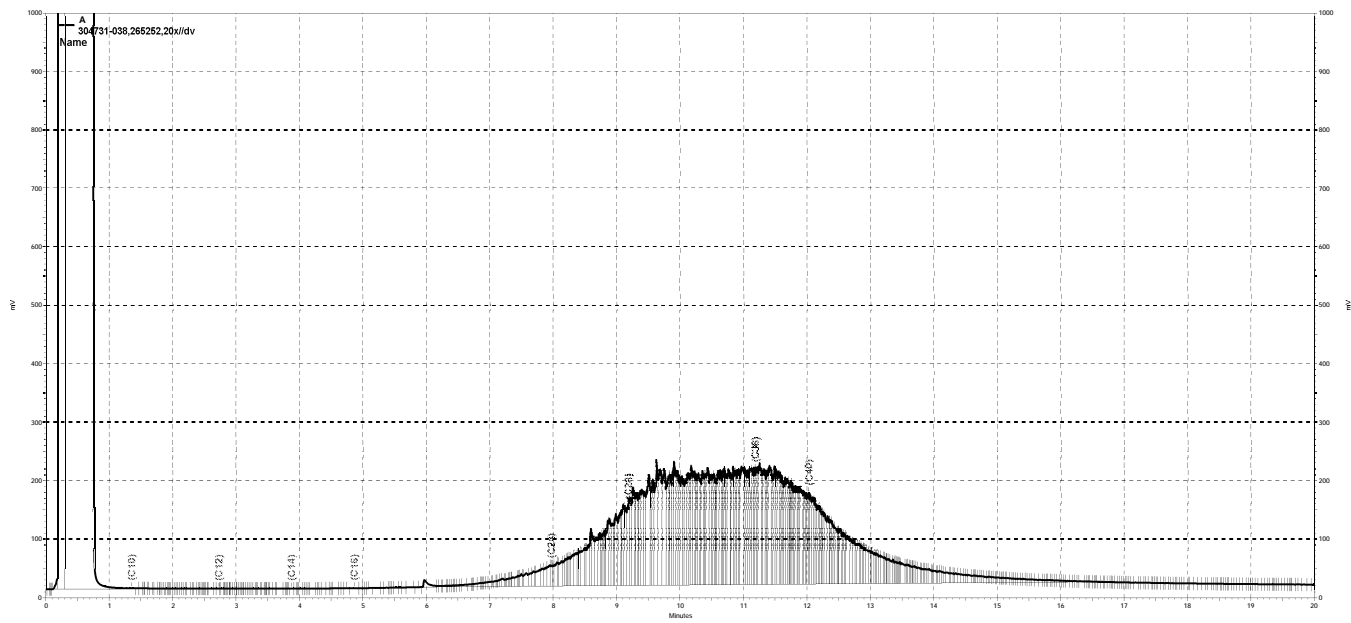
— \\kraken\gdrive\ezchrom\Projects\GC17a\Data\2018\313a057, A



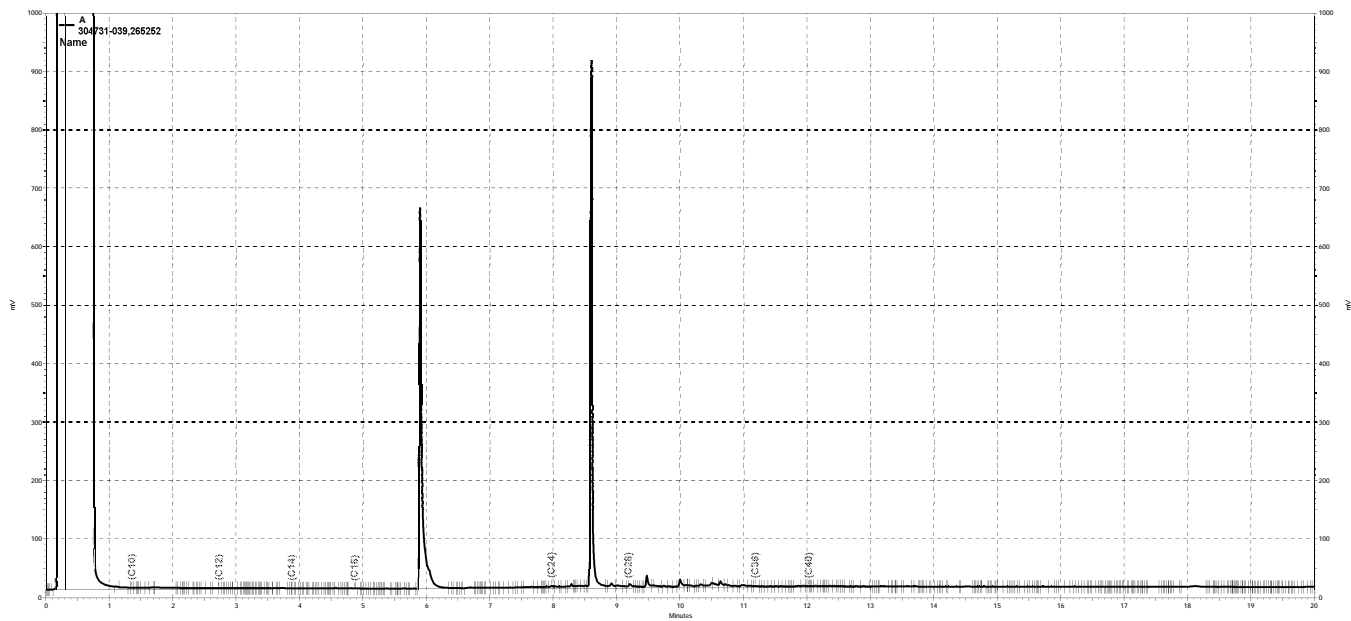
— \\kraken\gdrive\ezchrom\Projects\GC17a\Data\2018\313a055, A



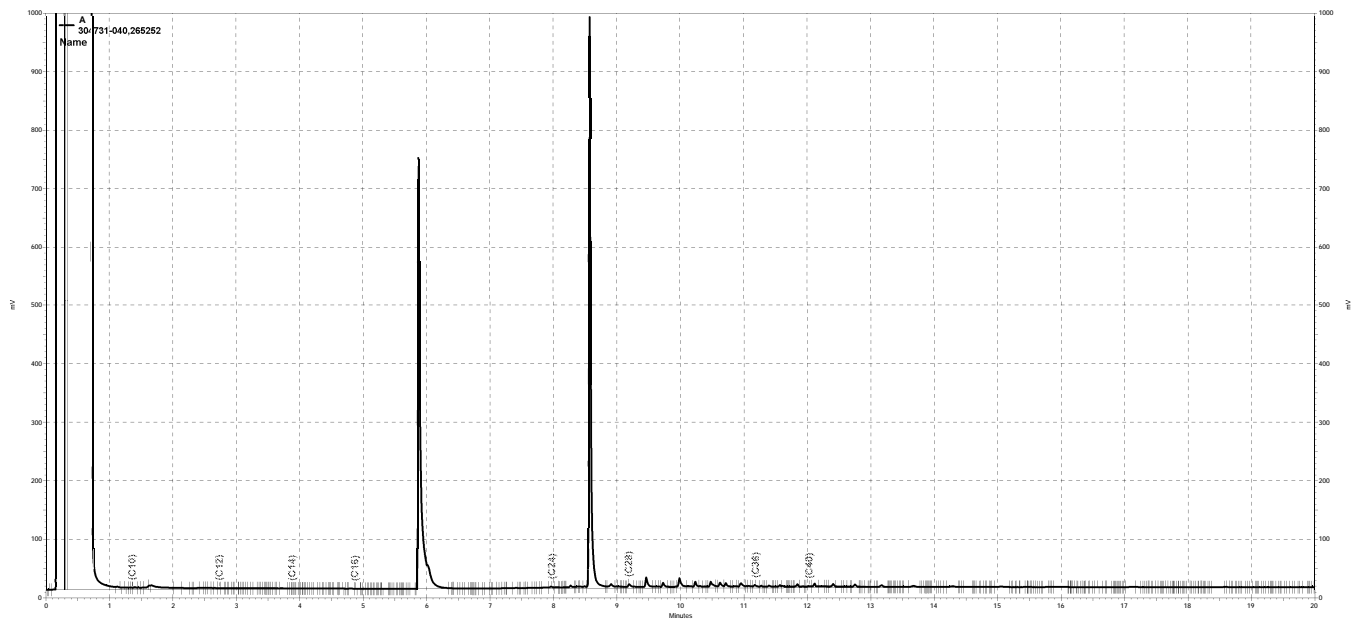
— \\kraken\gdrive\ezchrom\Projects\GC17a\Data\2018\313a044, A



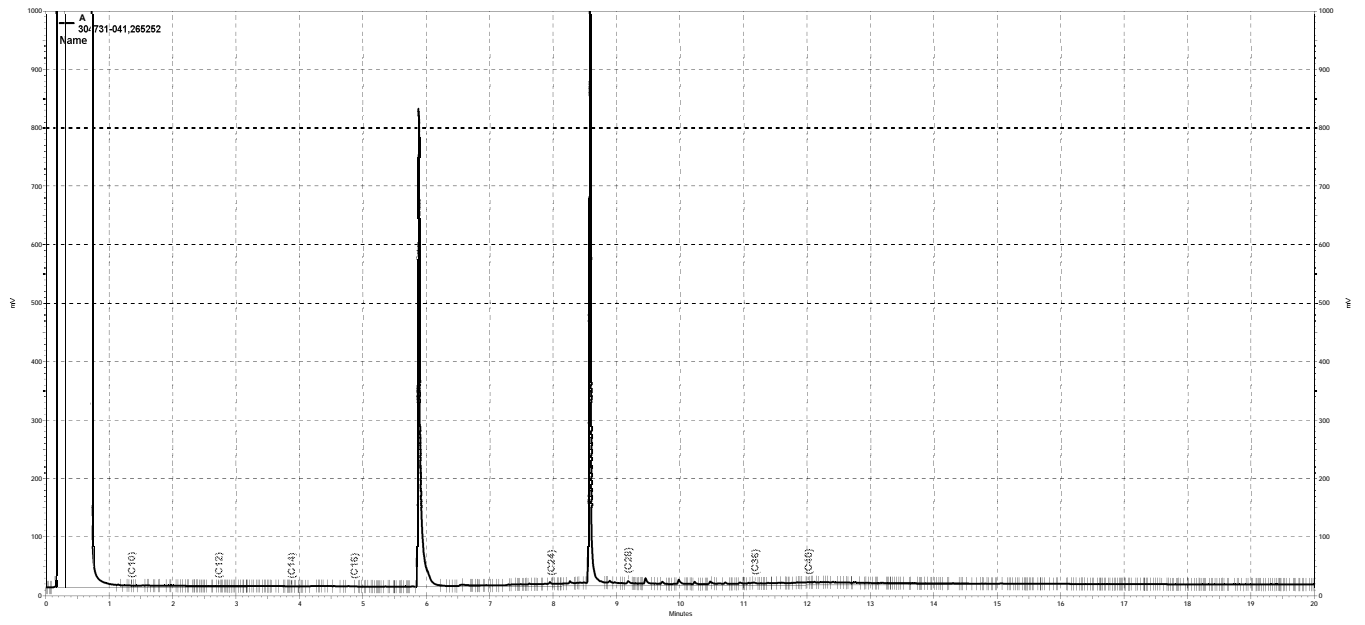
— \\kraken\gdrive\ezchrom\Projects\GC17a\Data\2018\313a050, A



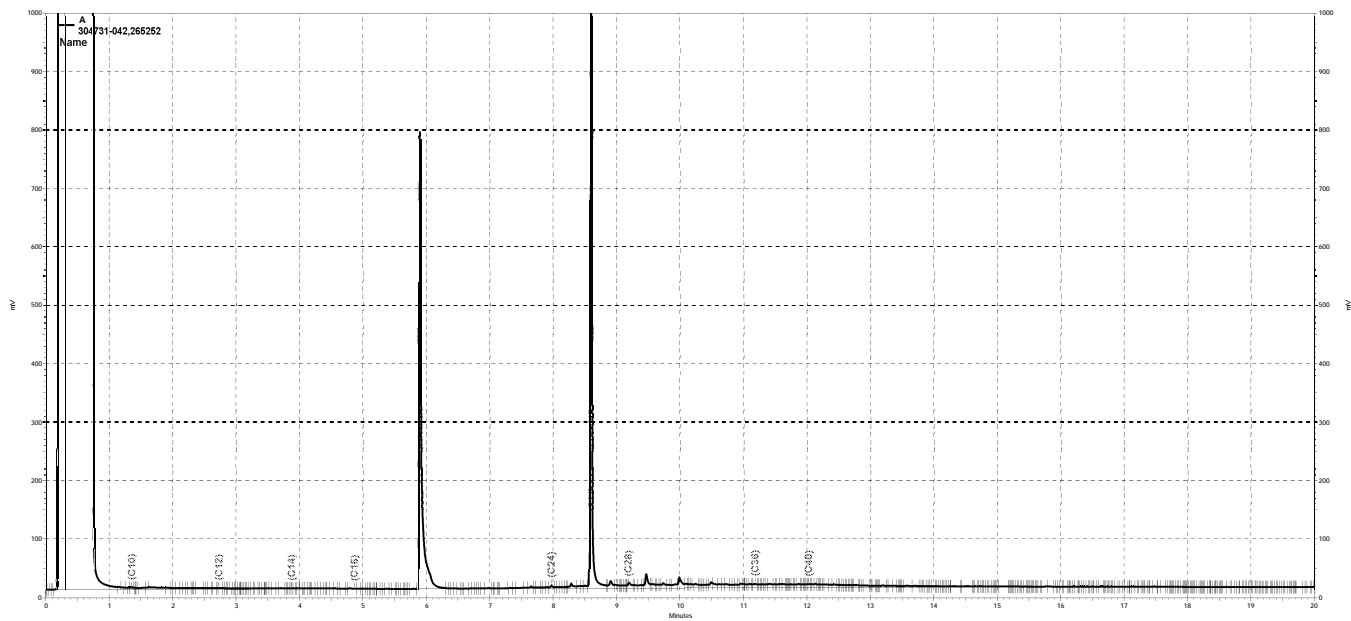
— \\kraken\gdrive\ezchrom\Projects\GC17a\Data\2018\313a045, A



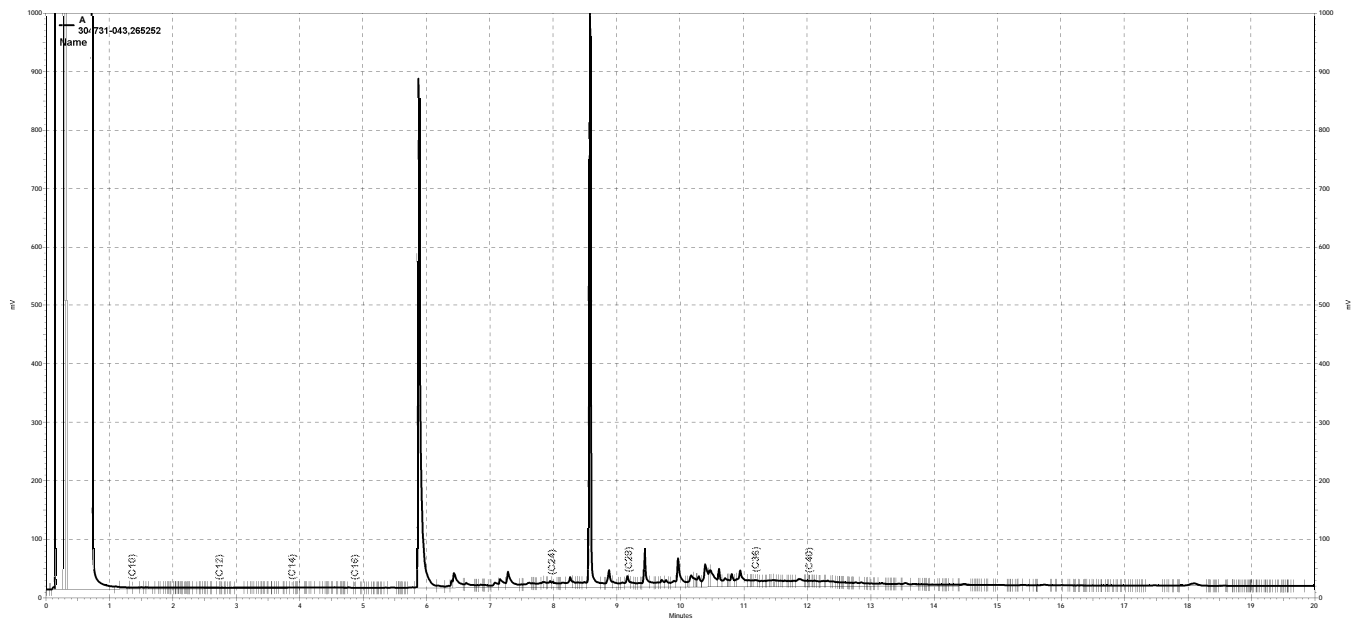
— \\kraken\gdrive\ezchrom\Projects\GC17a\Data\2018\313a046, A



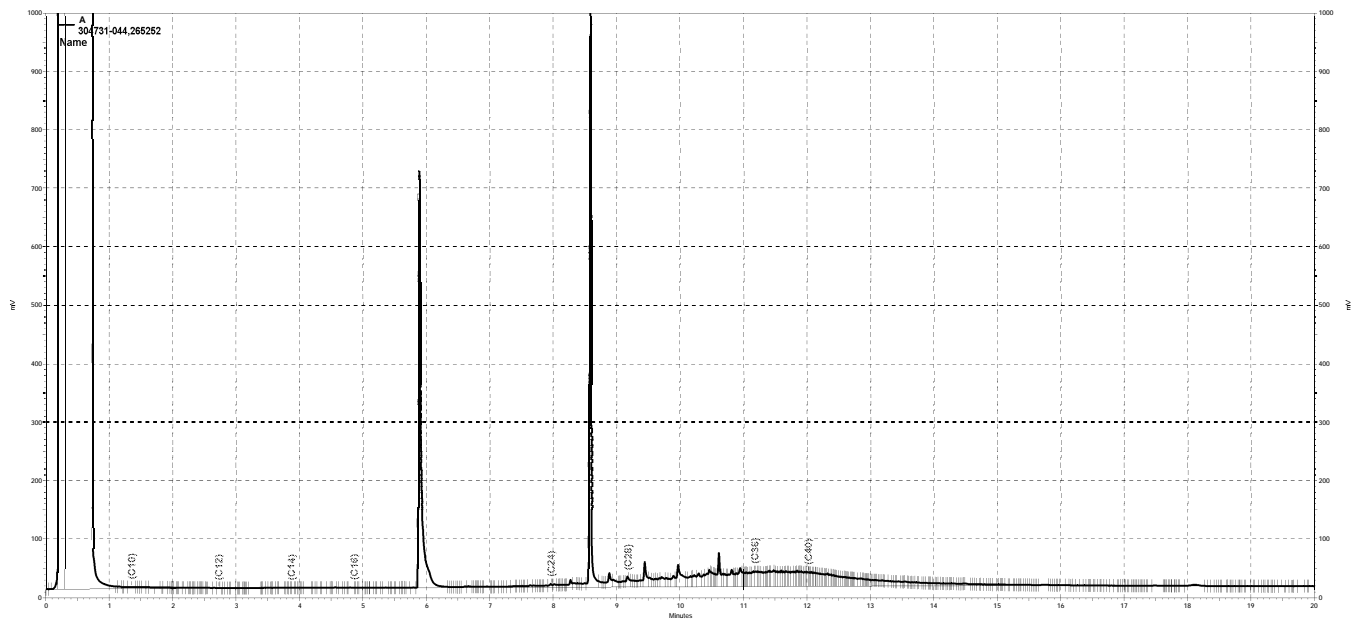
— \\kraken\gdrive\ezchrom\Projects\GC17a\Data\2018\313a052, A



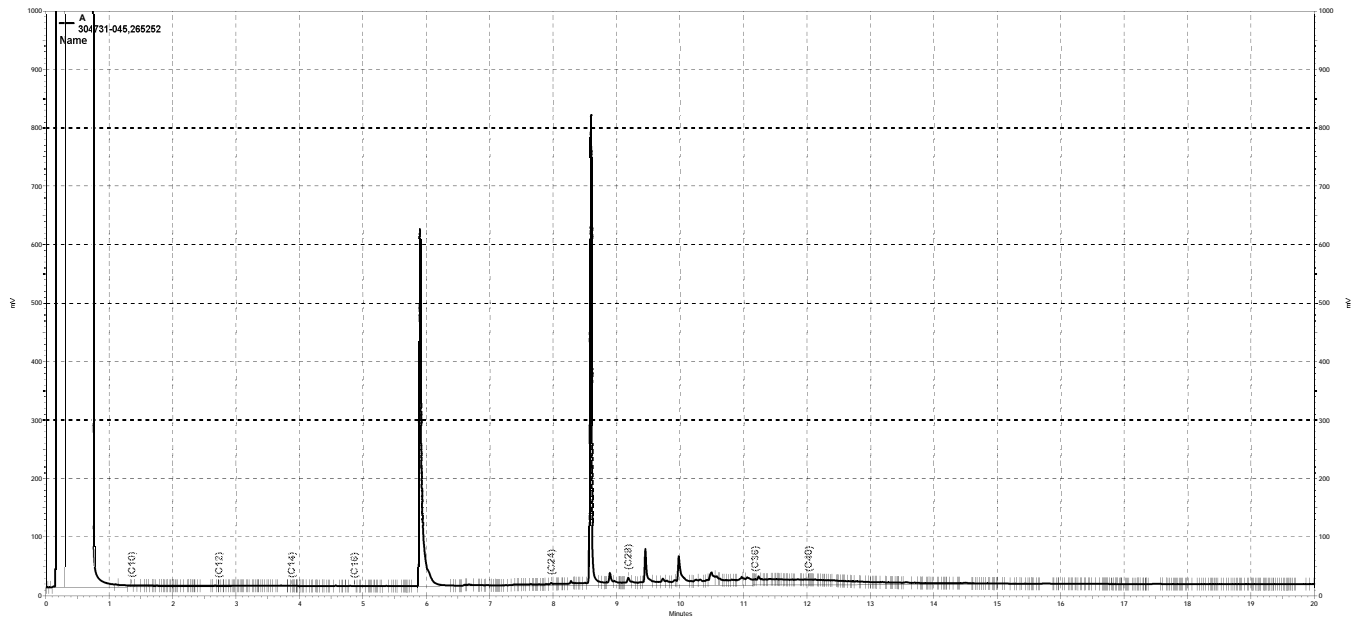
— \\kraken\gdrive\ezchrom\Projects\GC17a\Data\2018\313a053, A



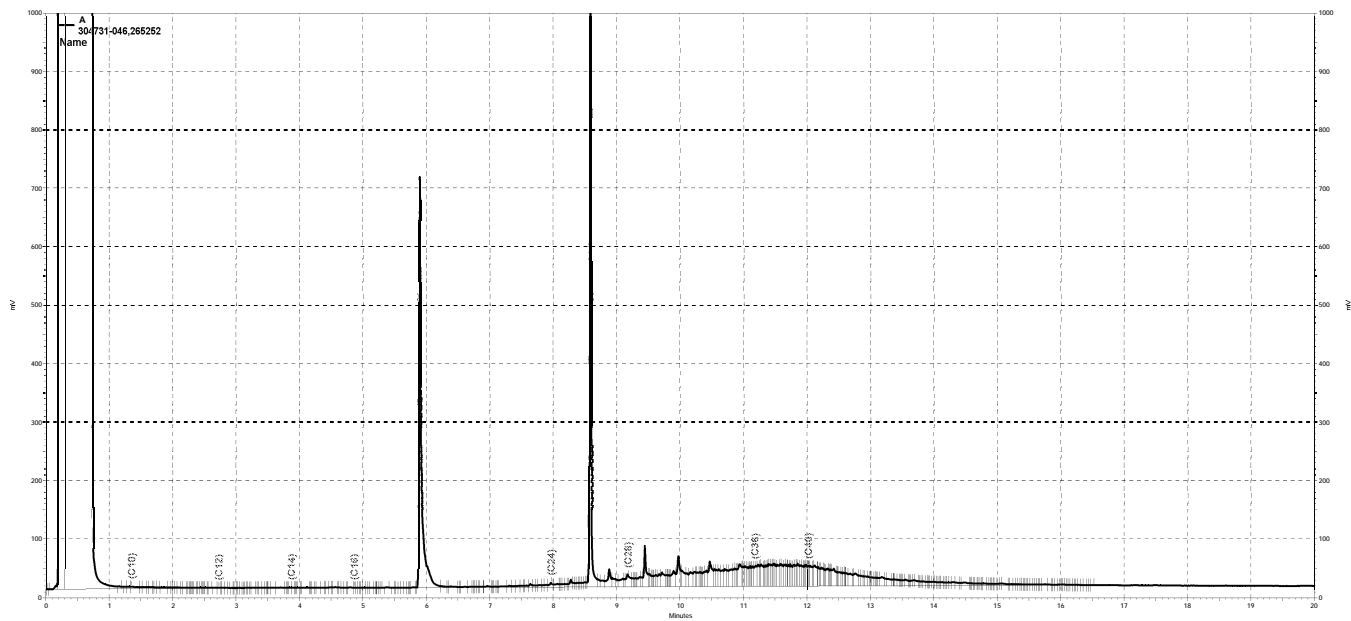
— \\kraken\gdrive\ezchrom\Projects\GC17a\Data\2018\313a041, A



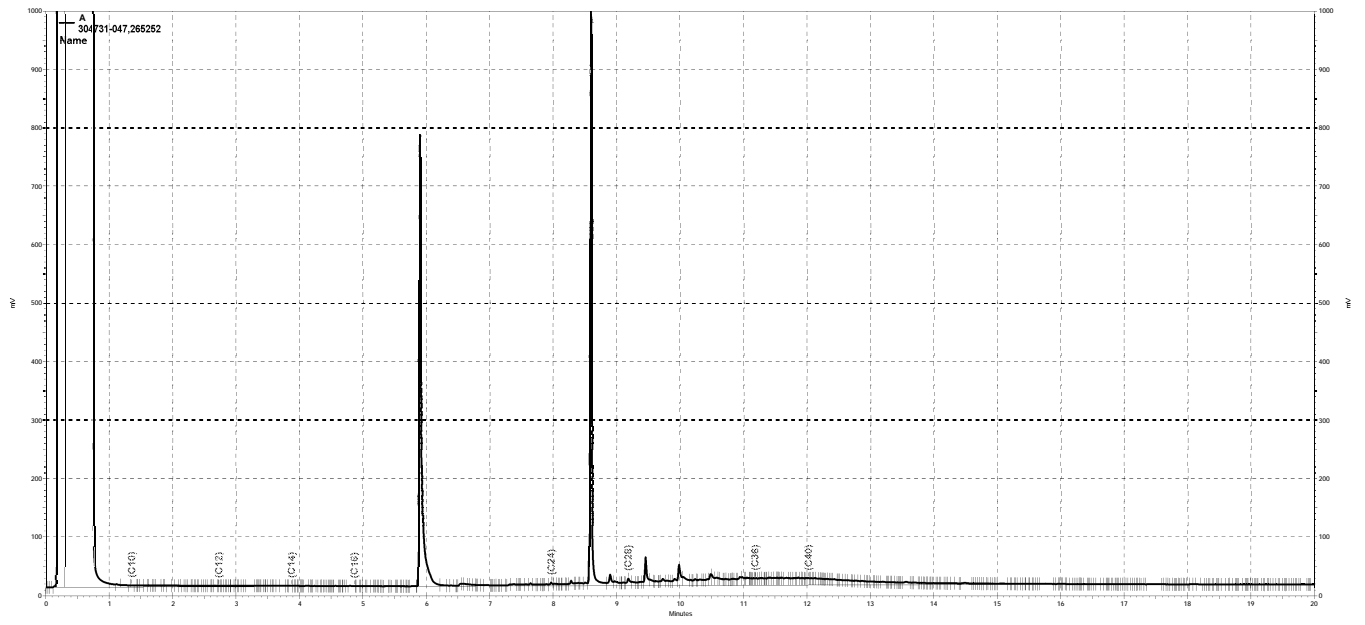
\\kraken\gdrive\ezchrom\Projects\GC17a\Data\2018\313a038, A



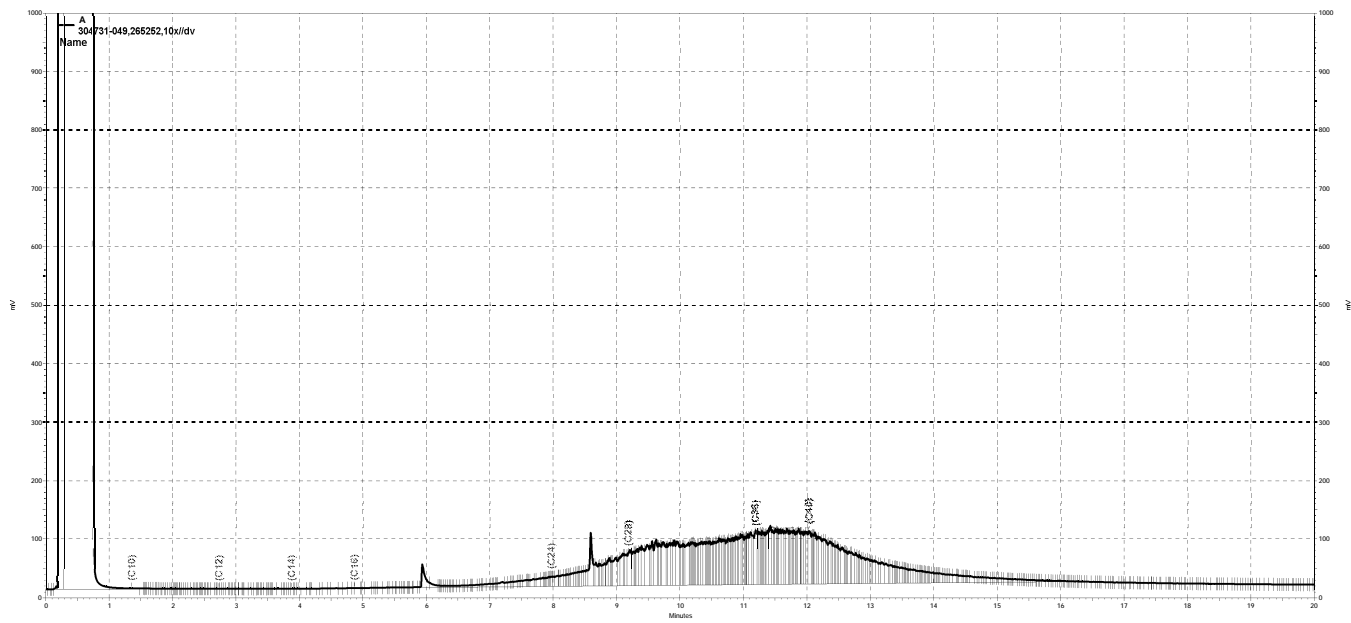
— \\kraken\gdrive\ezchrom\Projects\GC17a\Data\2018\313a042, A



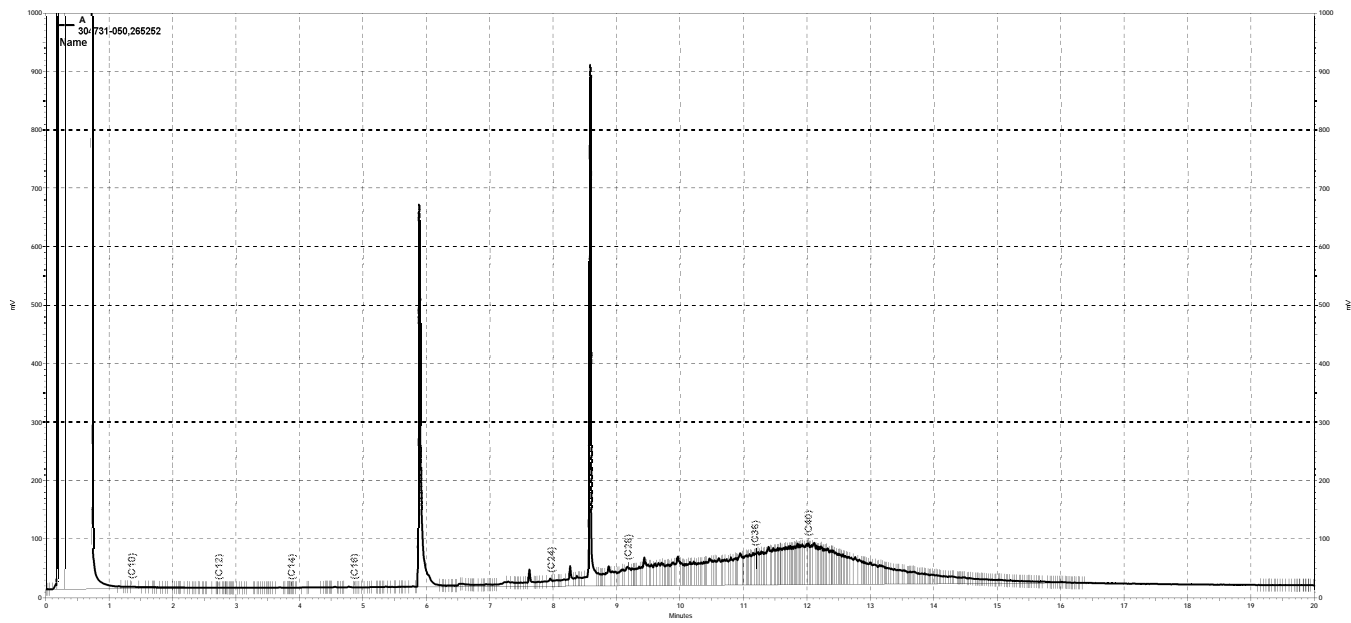
\\kraken\gdrive\ezchrom\Projects\GC17a\Data\2018\313a039, A



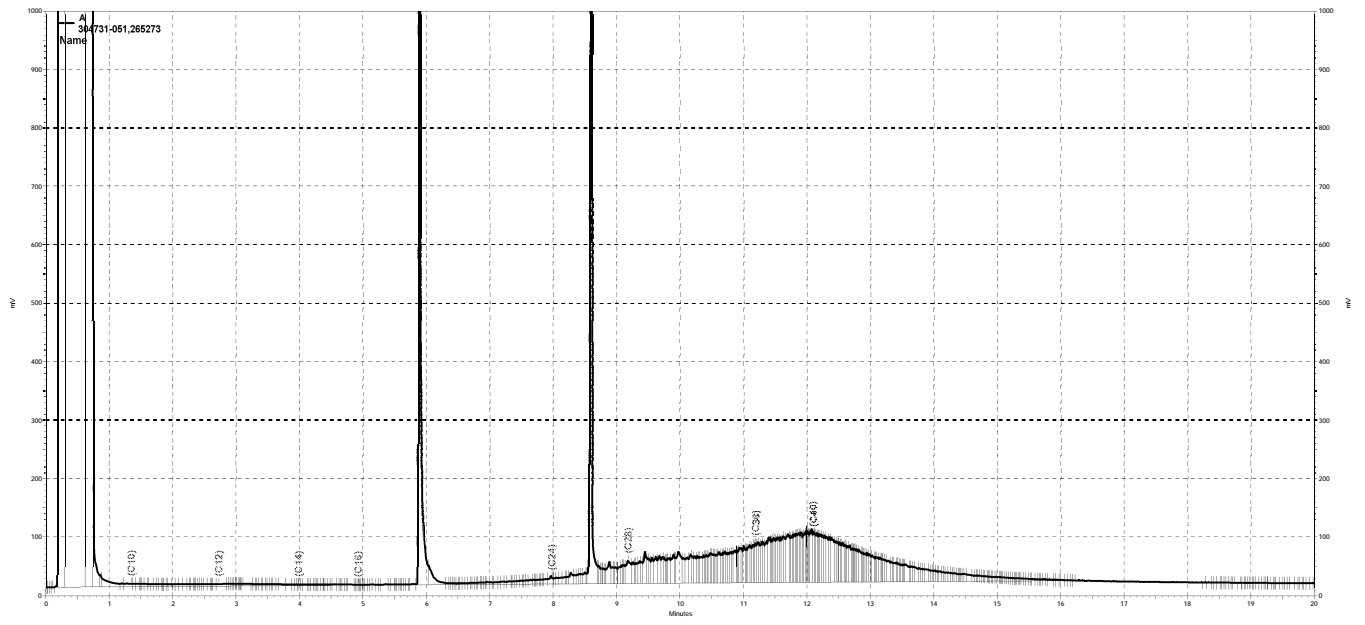
\\kraken\gdrive\ezchrom\Projects\GC17a\Data\2018\313a043, A



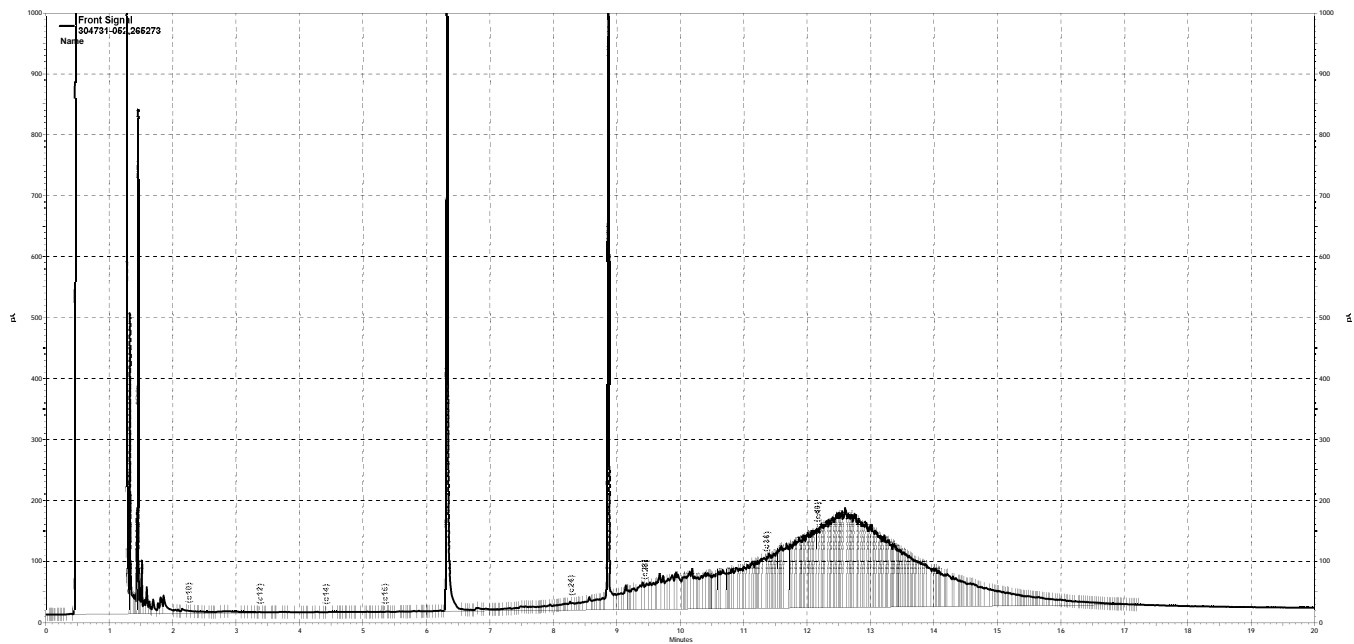
— \\kraken\gdrive\ezchrom\Projects\GC17a\Data\2018\313a051, A



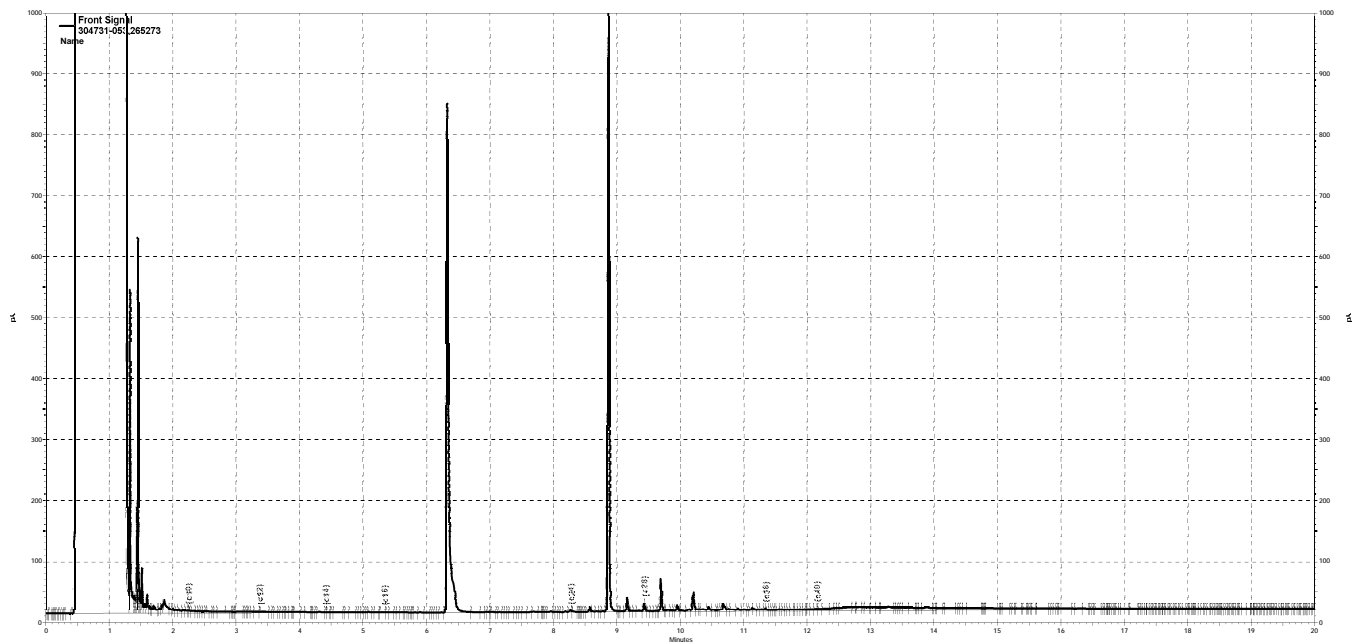
— \\kraken\gdrive\ezchrom\Projects\GC17a\Data\2018\313a040, A



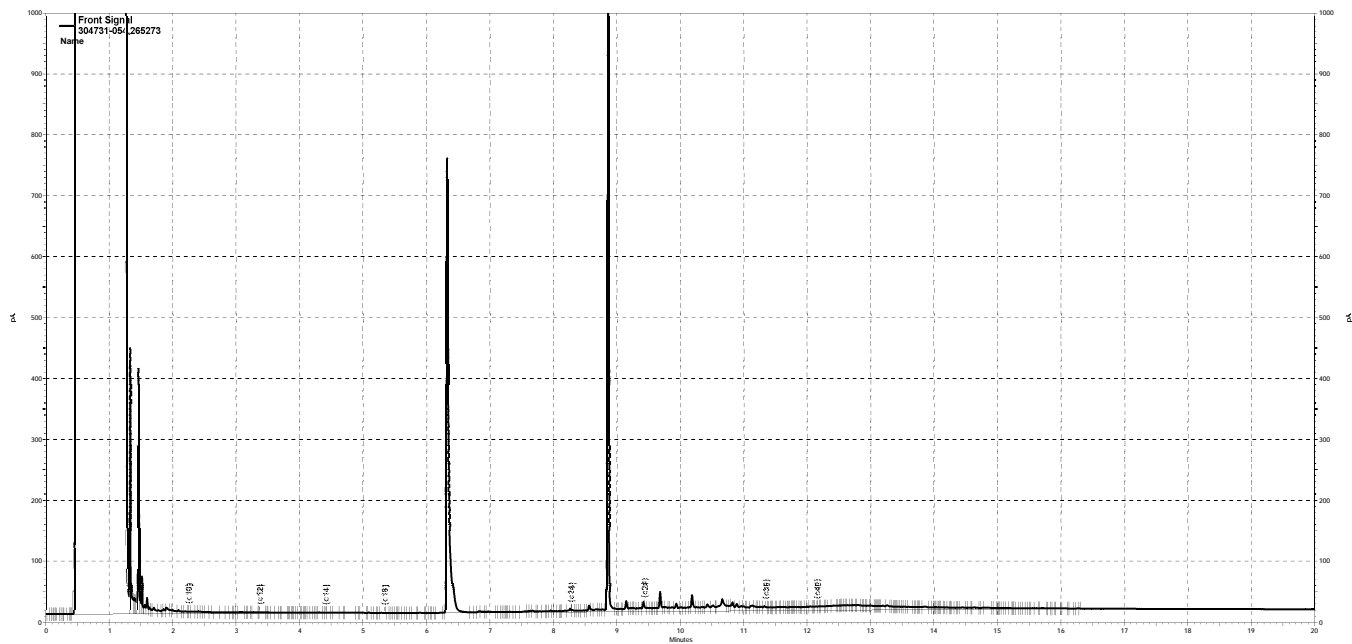
\\kraken\gdrive\ezchrom\Projects\GC17a\Data\2018\317a038, A



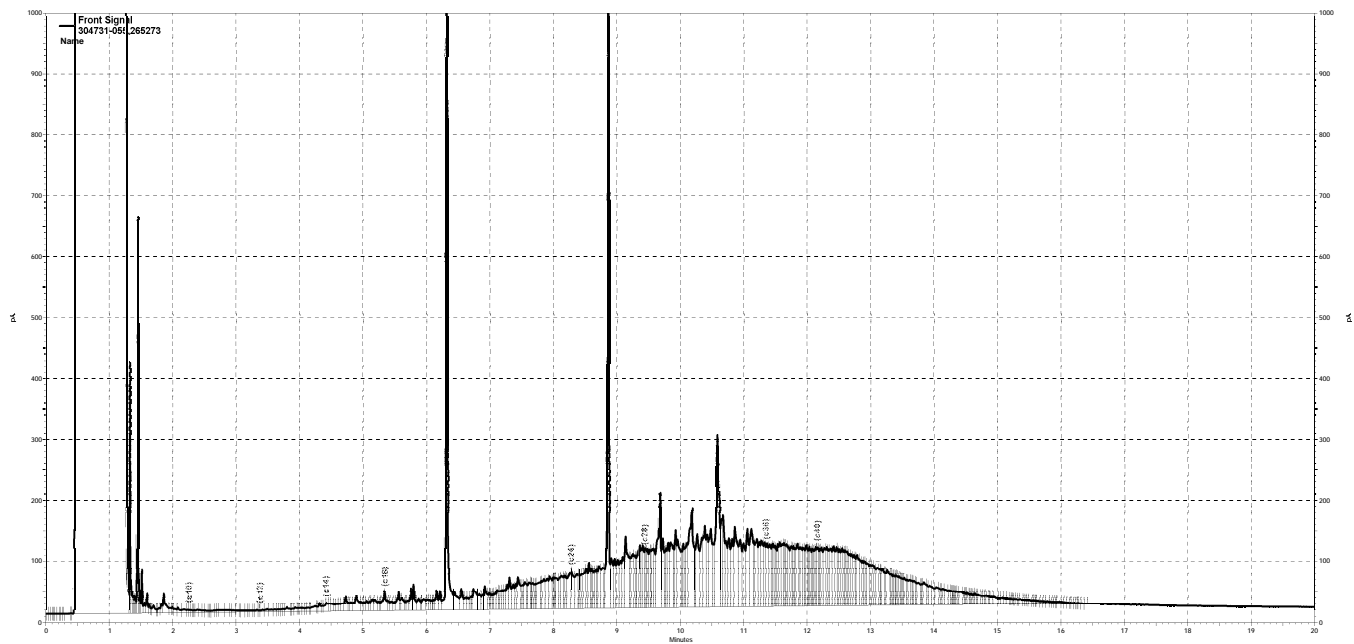
— \\kraken\gdrive\ezchrom\Projects\GC27\Data\2018\316a039.dat, Front Signal



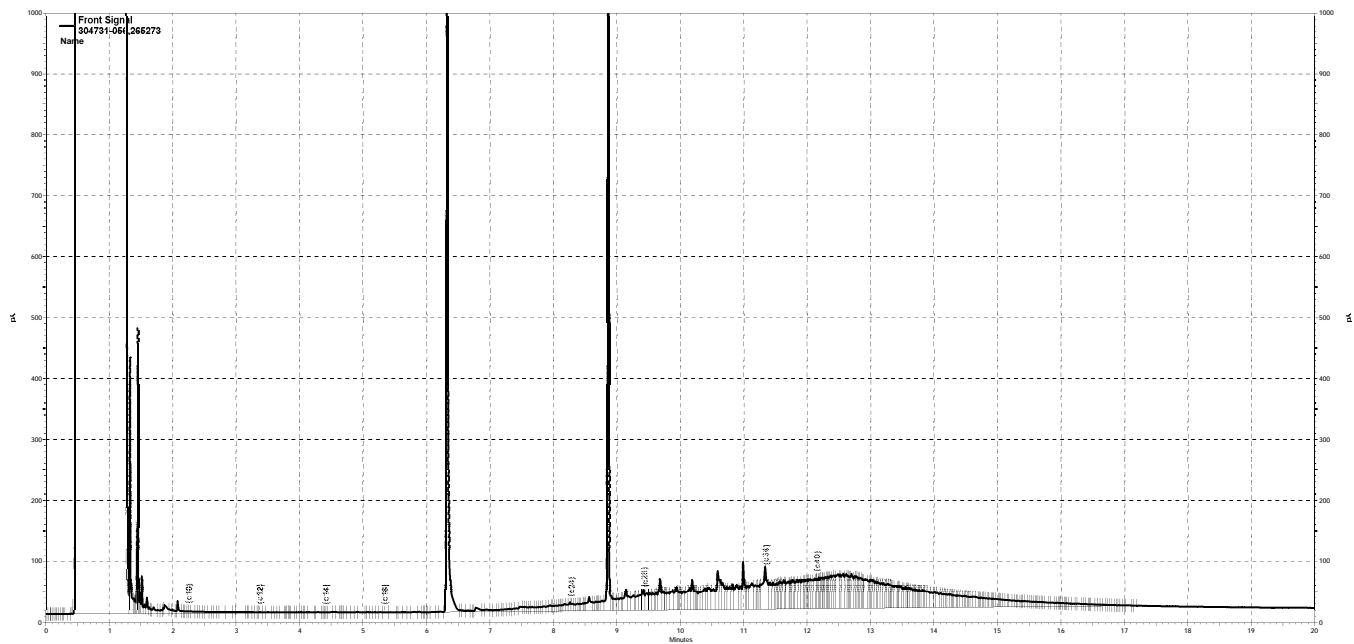
— \\kraken\gdrive\ezchrom\Projects\GC27\Data\2018\316a045.dat, Front Signal



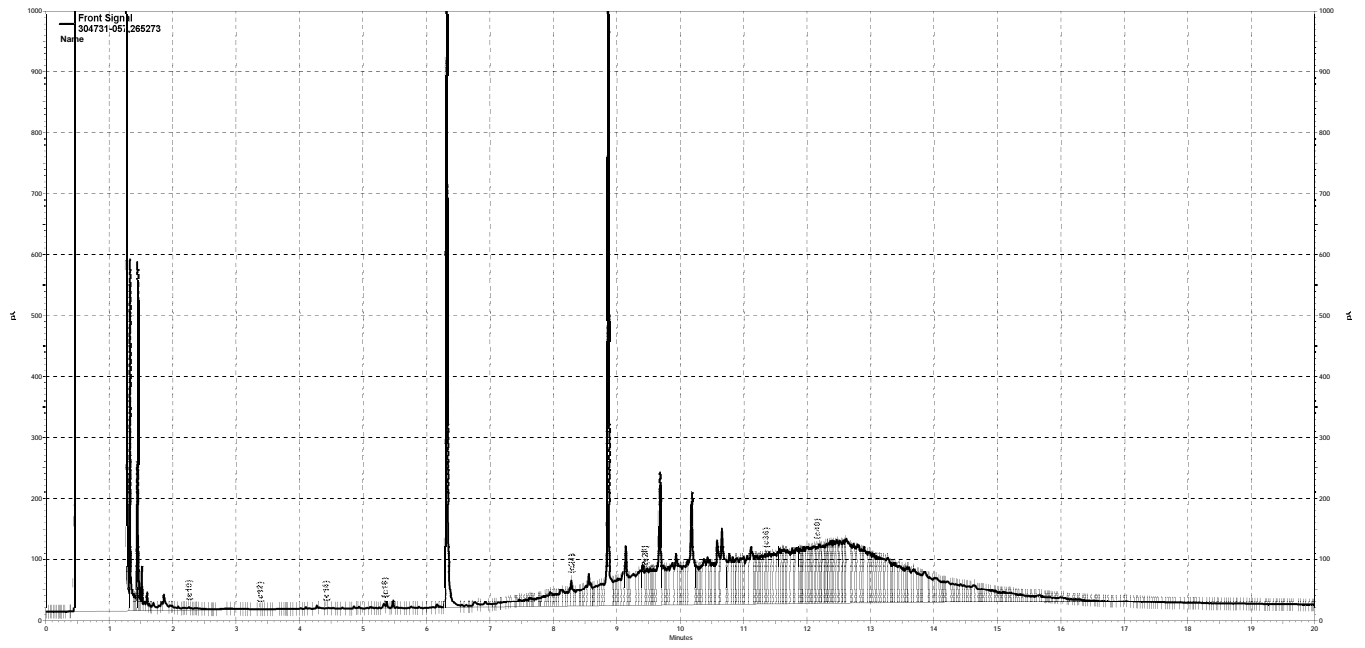
— \\kraken\gdrive\ezchrom\Projects\GC27\Data\2018\316a046.dat, Front Signal



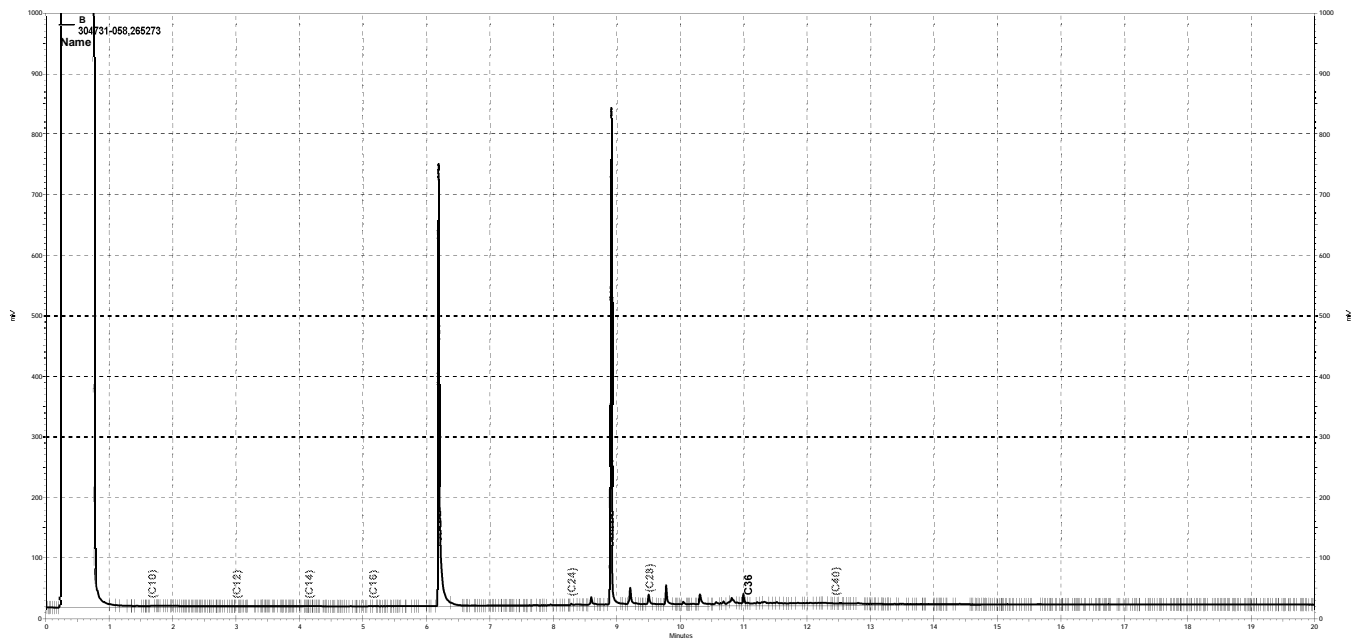
— \\kraken\gdrive\ezchrom\Projects\GC27\Data\2018\316a042.dat, Front Signal



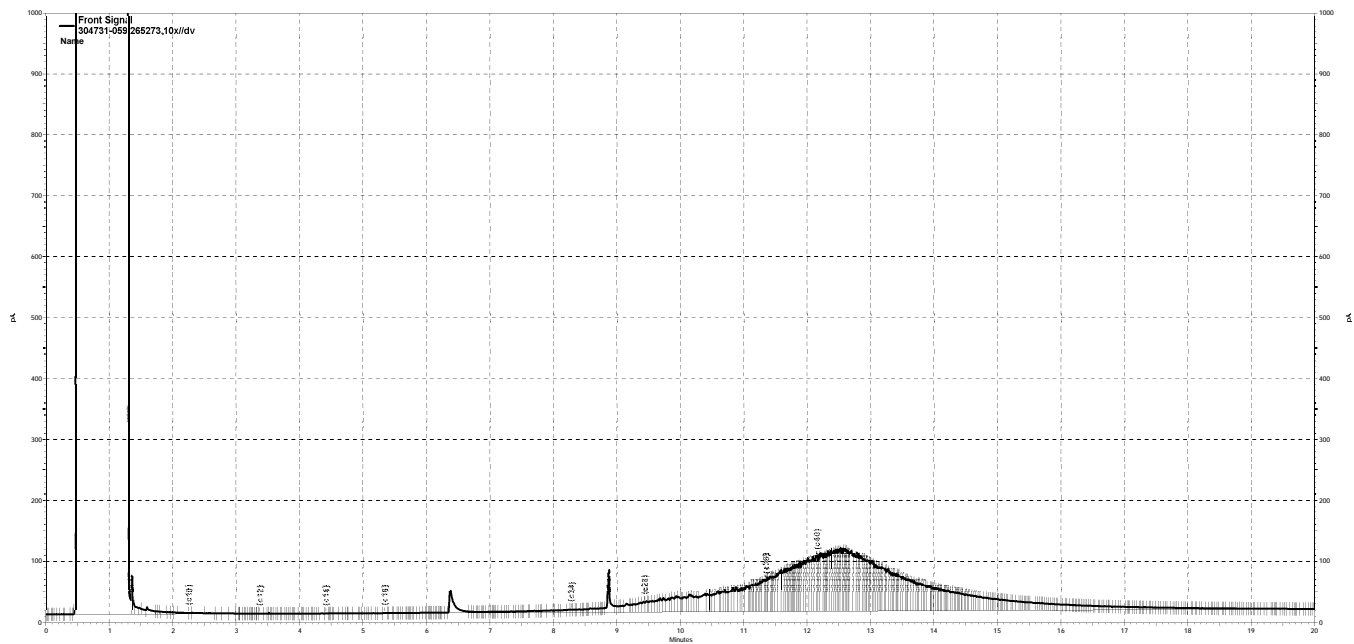
— \\kraken\gdrive\ezchrom\Projects\GC27\Data\2018\316a040.dat, Front Signal



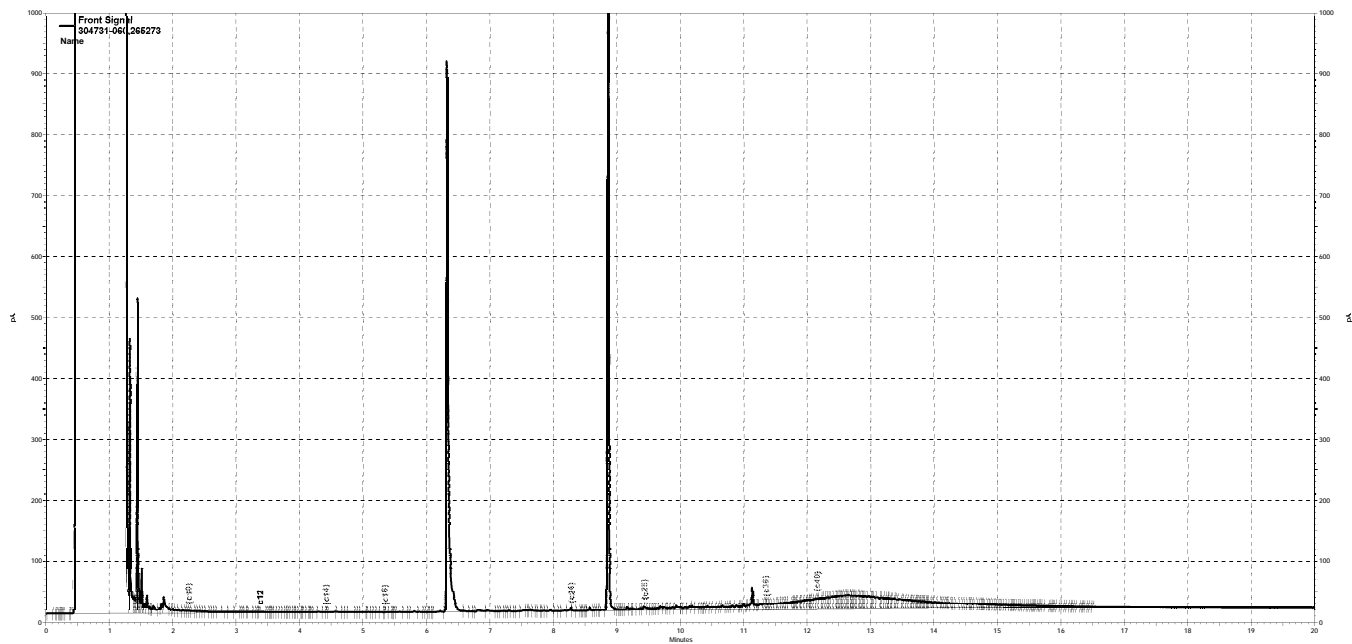
— \\kraken\gdrive\ezchrom\Projects\GC27\Data\2018\316a041.dat, Front Signal



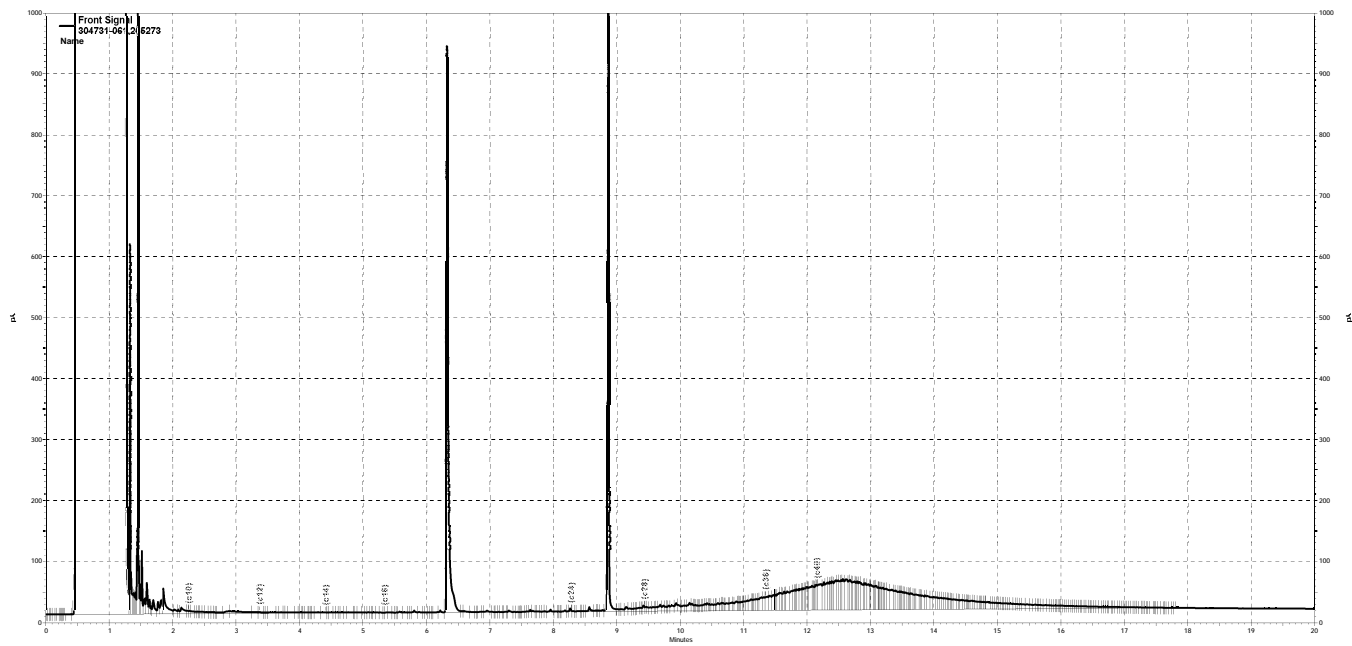
— \\kraken\drive\ezchrom\Projects\GC14B\Data\2018\316b044, B



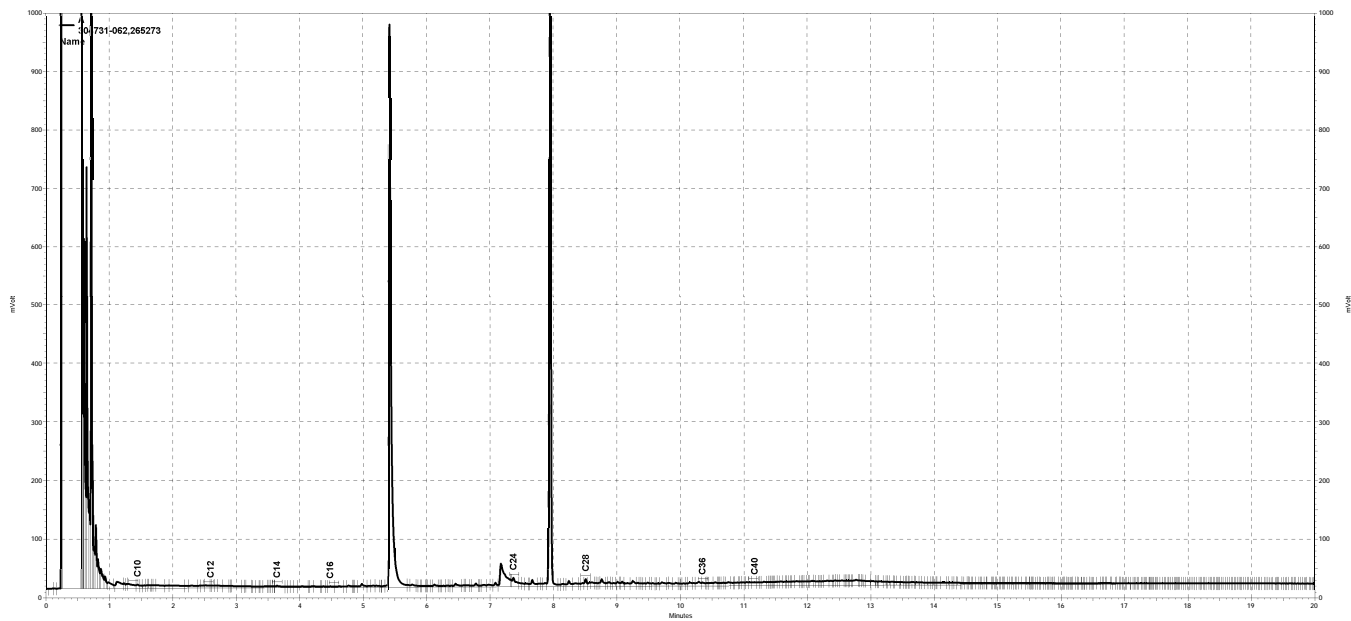
— \\kraken\gdrive\ezchrom\Projects\GC27\Data\2018\316a037.dat, Front Signal



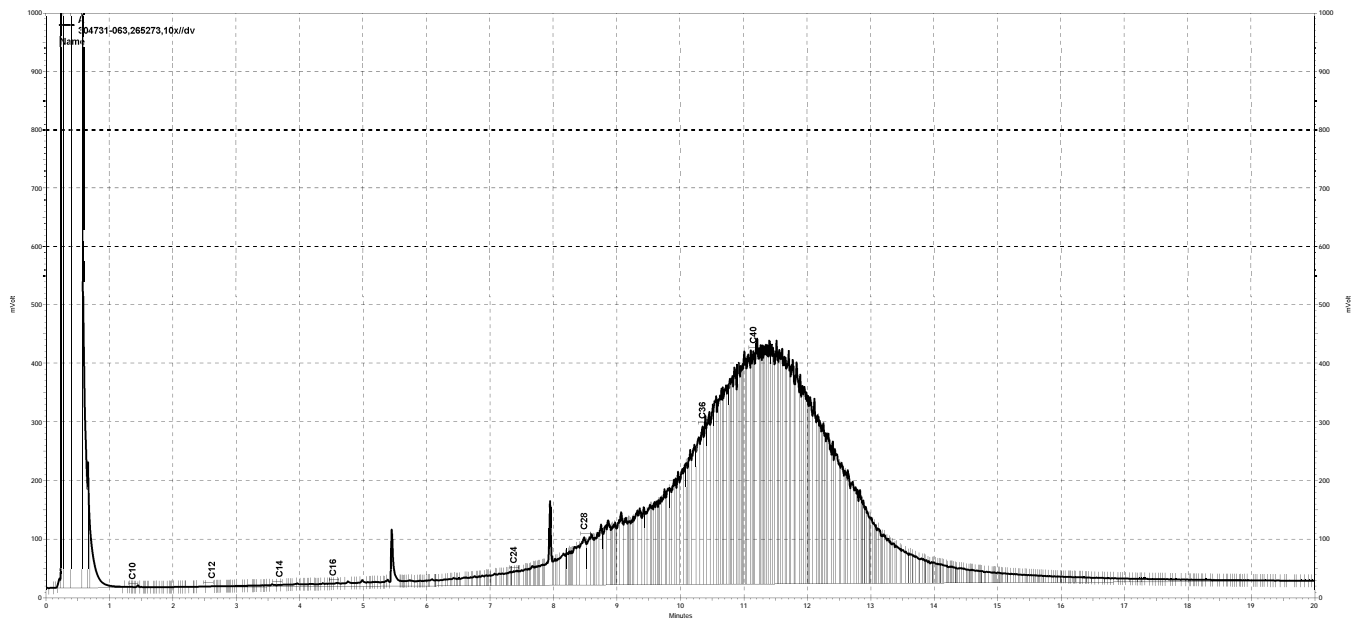
— \\kraken\gdrive\ezchrom\Projects\GC27\Data\2018\316a043.dat, Front Signal



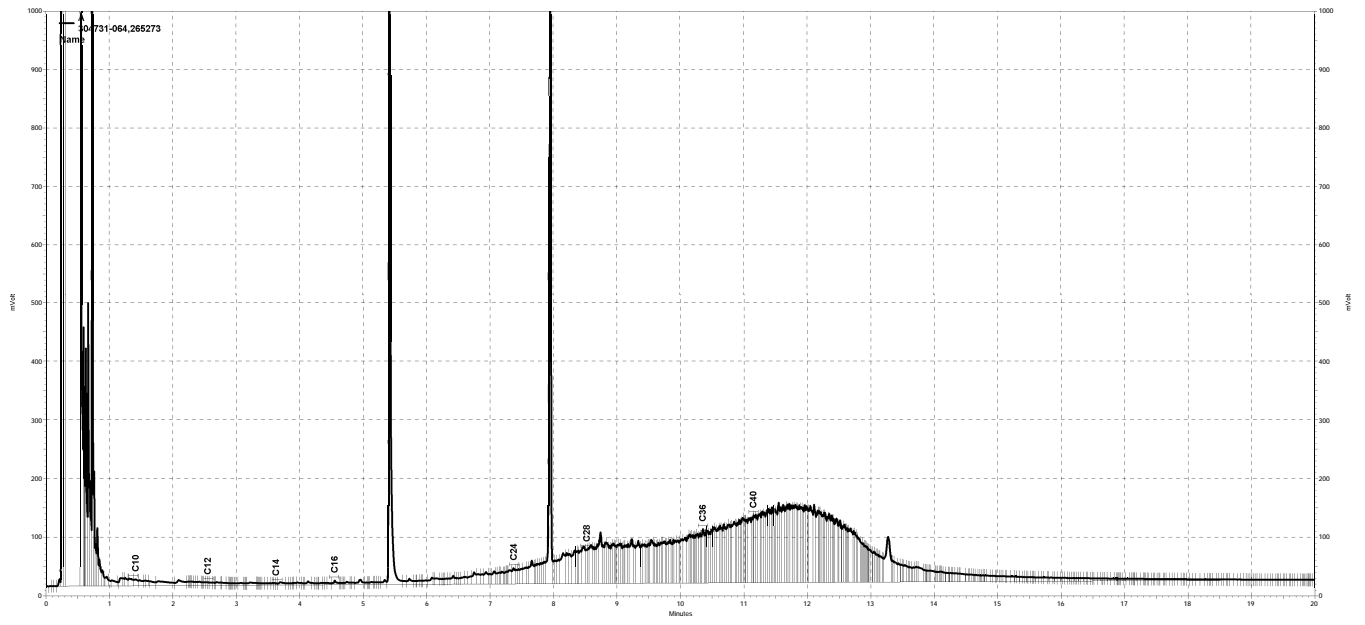
— \\kraken\gdrive\ezchrom\Projects\GC27\Data\2018\316a044.dat, Front Signal



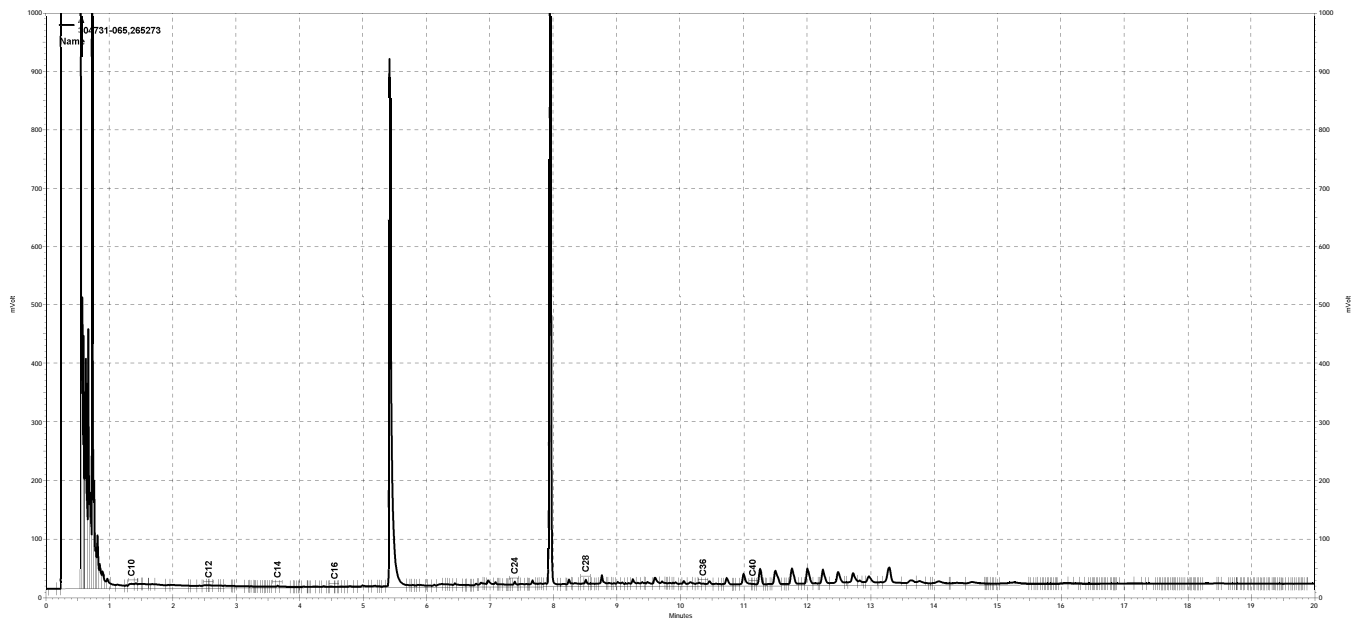
— \\kraken\gdrive\ezchrom\Projects\GC26\data\2018\317a011, A



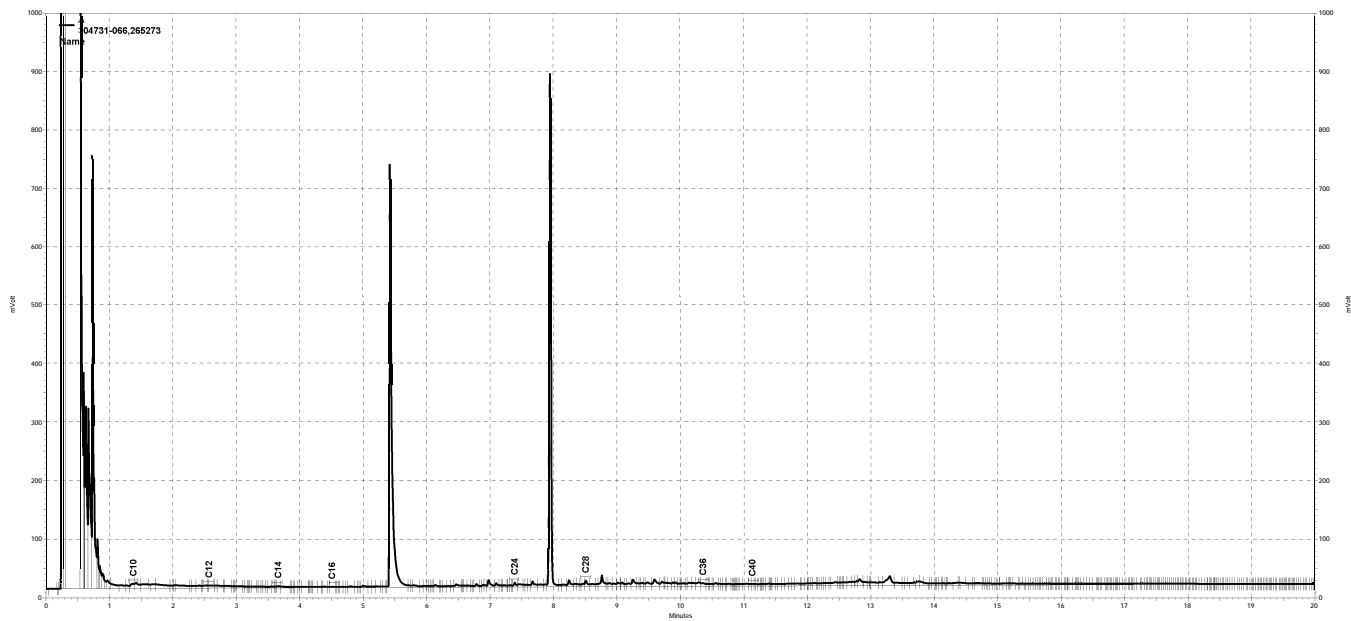
— \\kraken\gdrive\ezchrom\Projects\GC26\data\2018\317a007, A



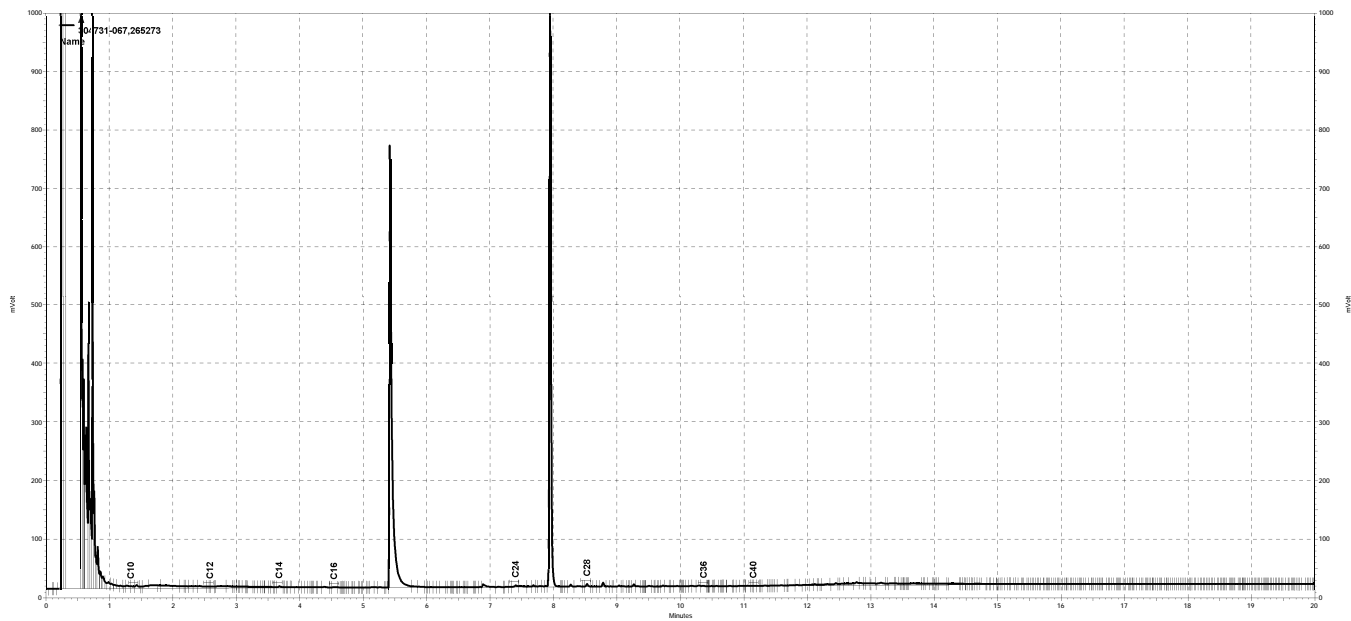
— \\kraken\gdrive\ezchrom\Projects\GC26\data\2018\317a008, A



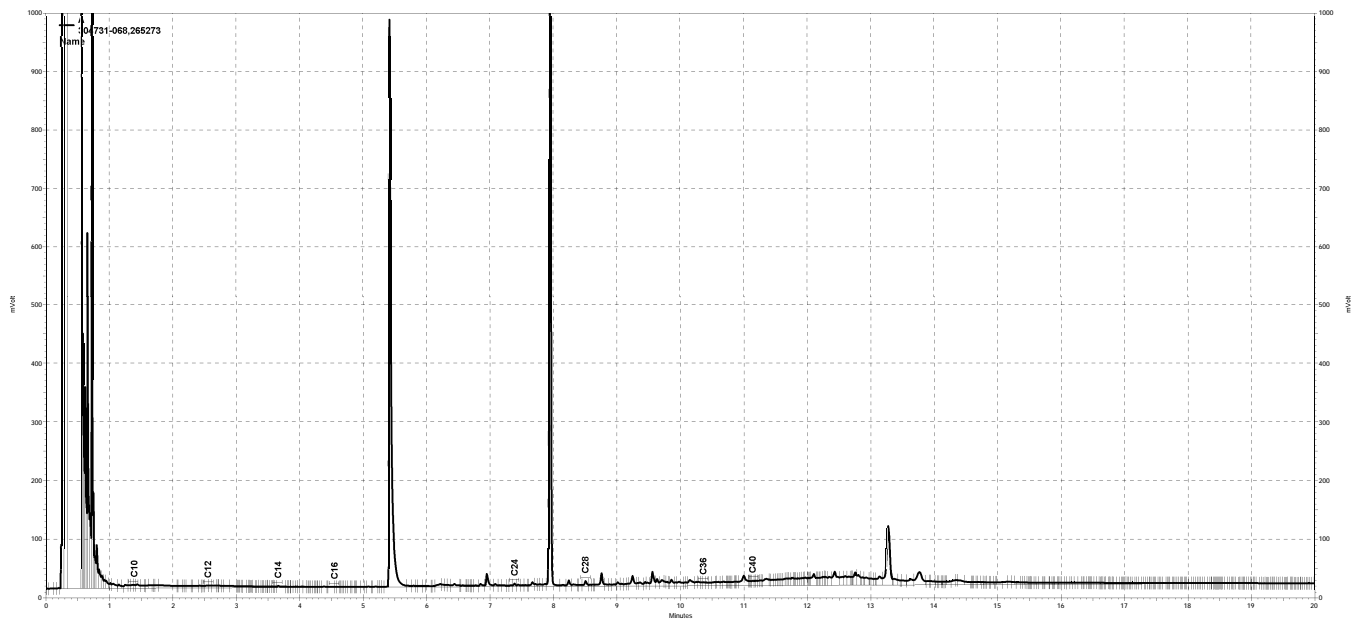
— \\kraken\gdrive\ezchrom\Projects\GC26\data\2018\317a012, A



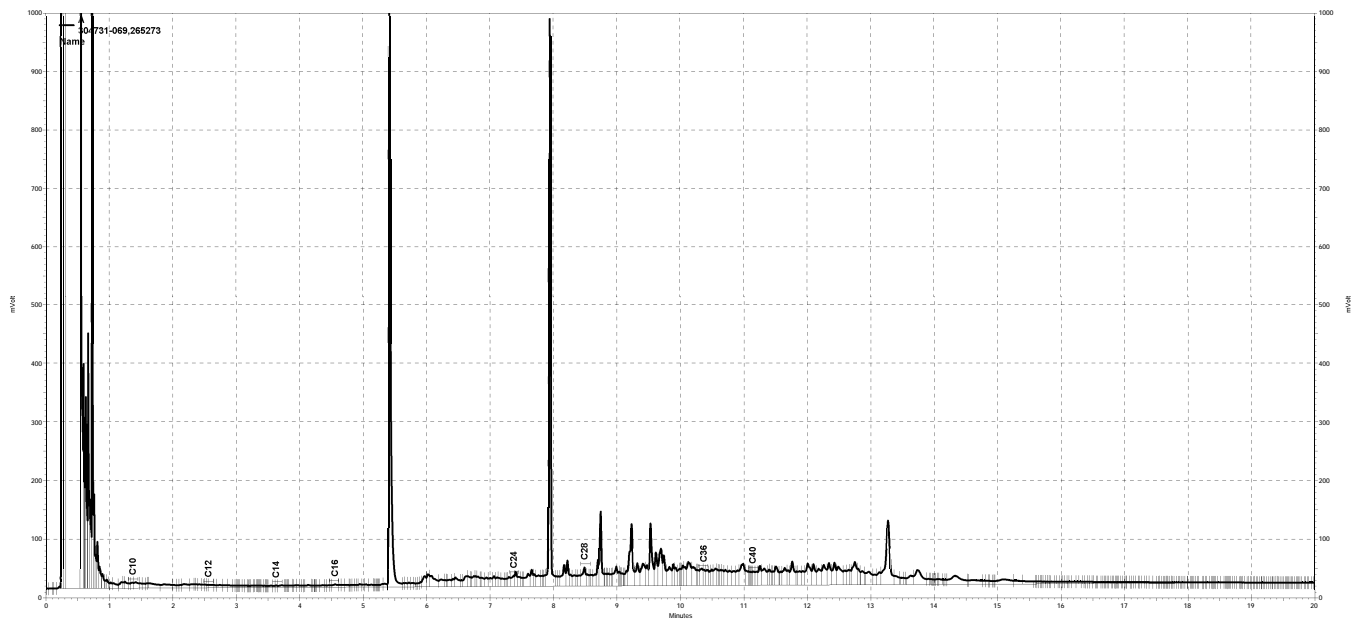
— \\kraken\gdrive\ezchrom\Projects\GC26\data\2018\317a013, A



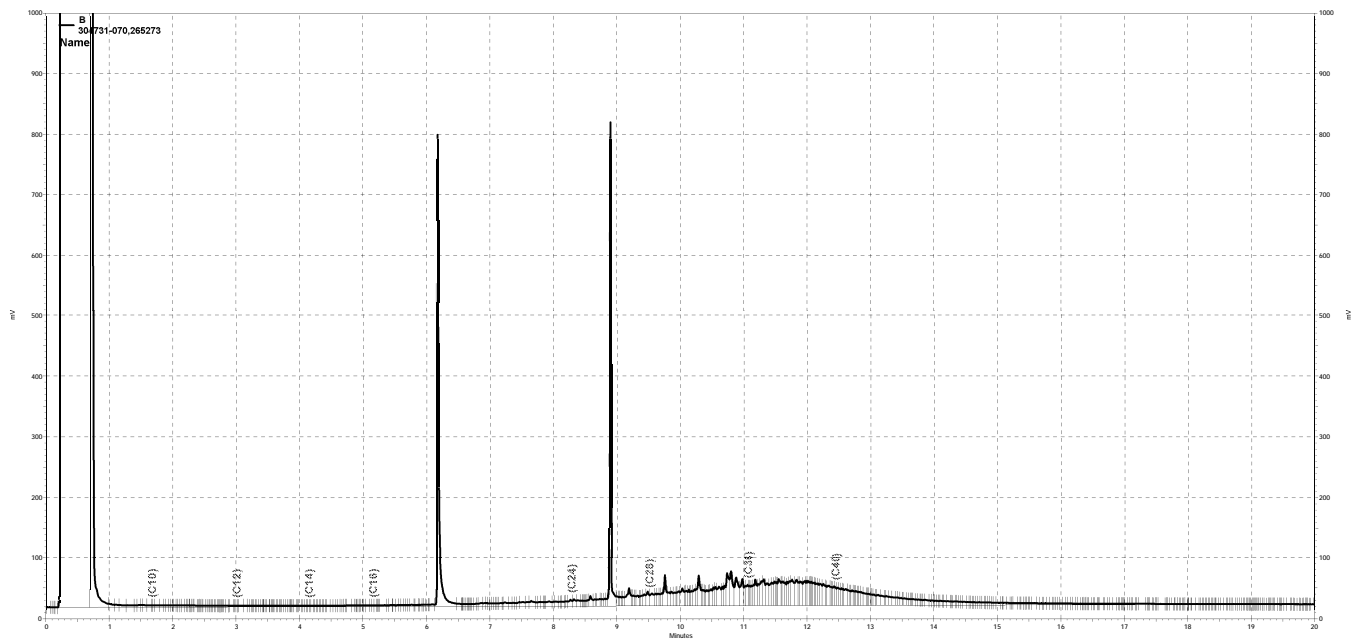
— \\kraken\gdrive\ezchrom\Projects\GC26\data\2018\317a014, A



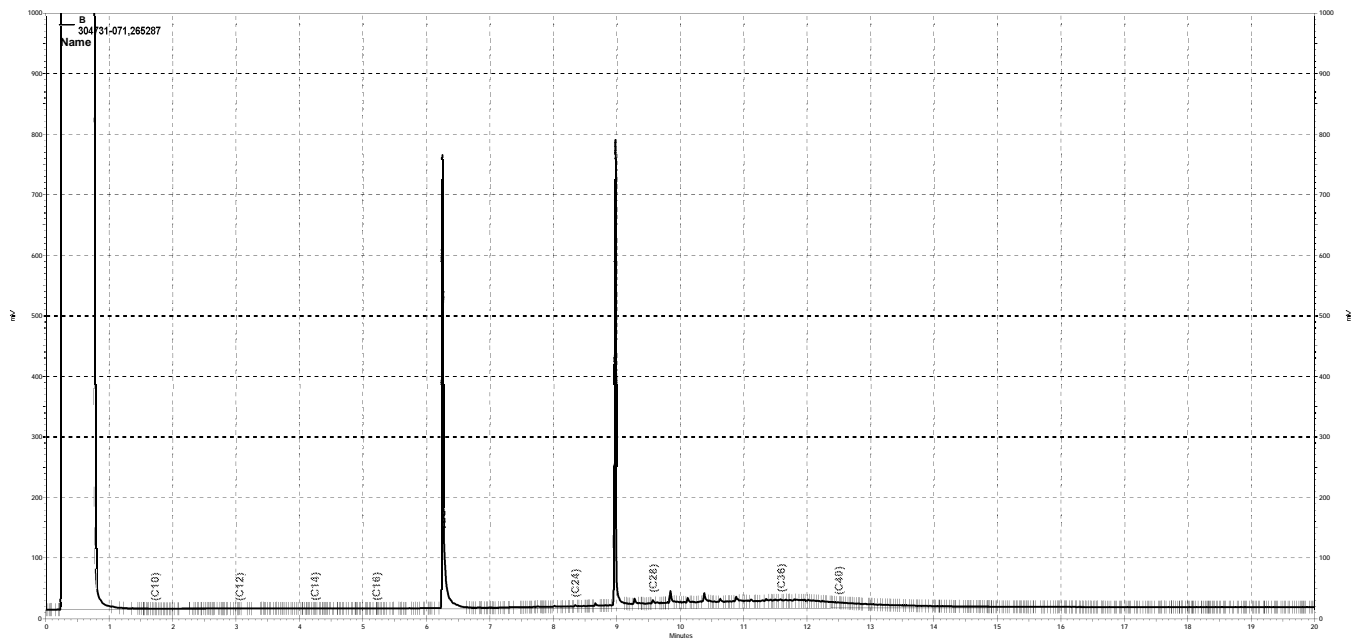
— \\kraken\gdrive\ezchrom\Projects\GC26\data\2018\317a010, A



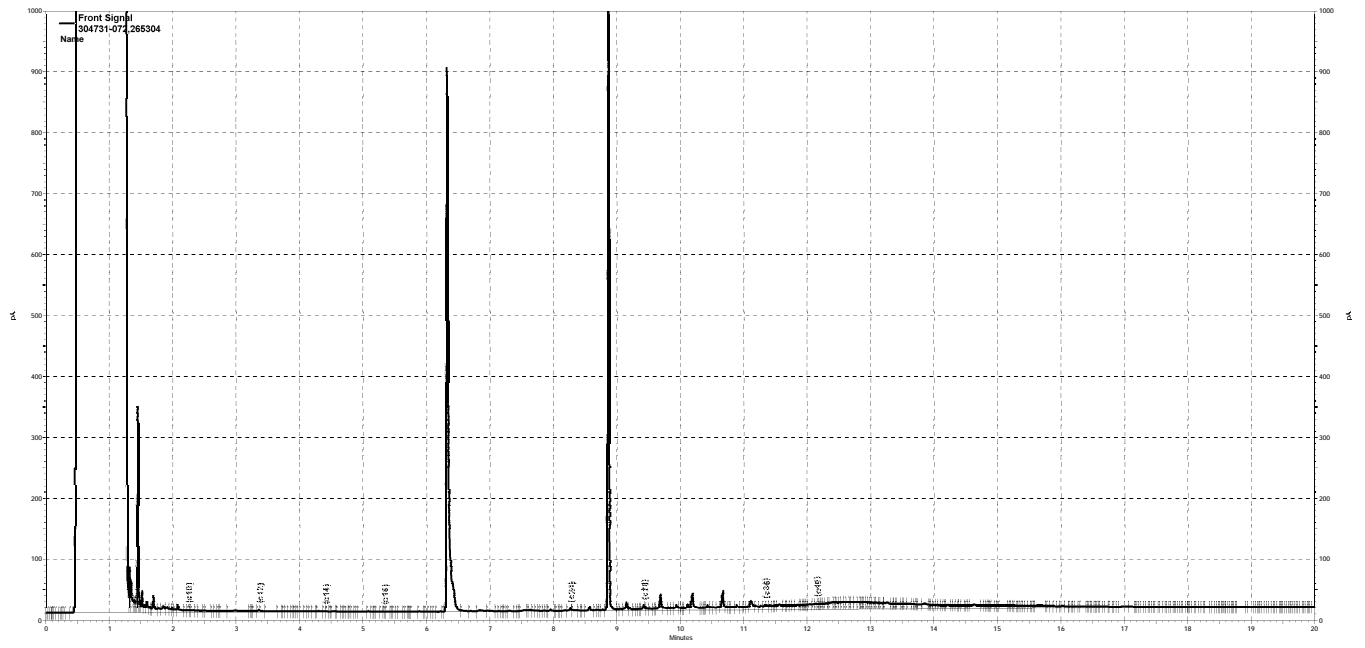
— \\kraken\gdrive\ezchrom\Projects\GC26\data\2018\317a009, A



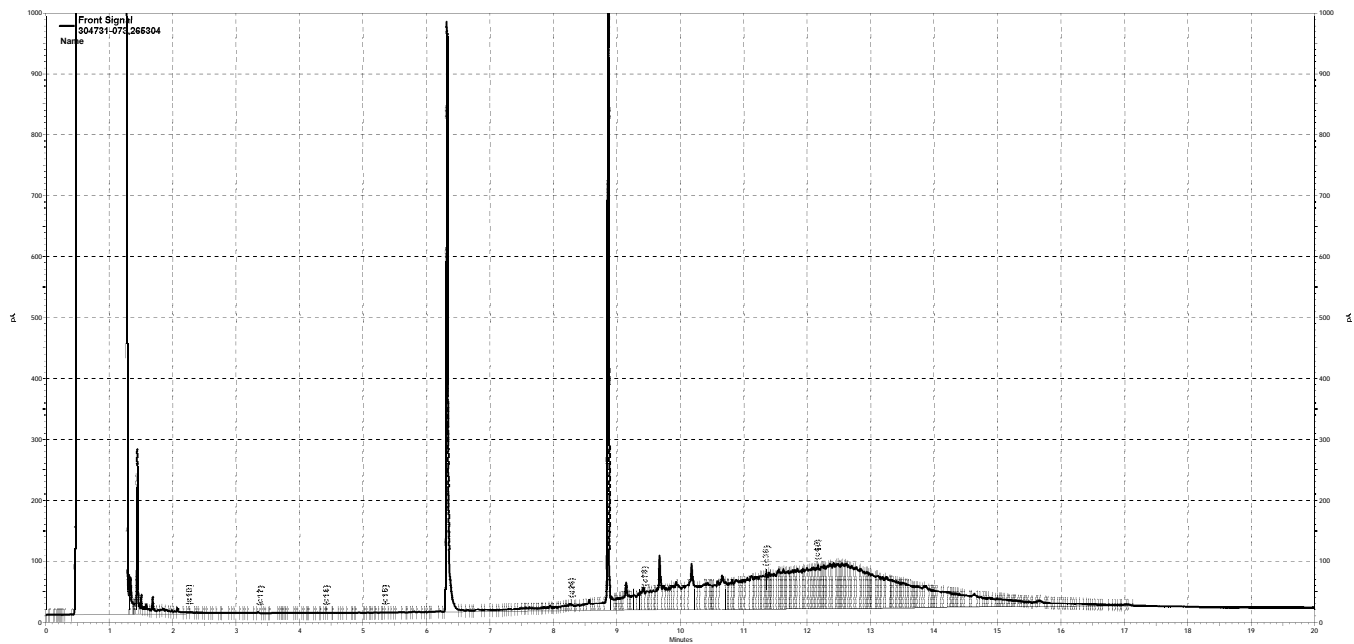
— \\kraken\drive\ezchrom\Projects\GC14B\Data\2018\316b043, B



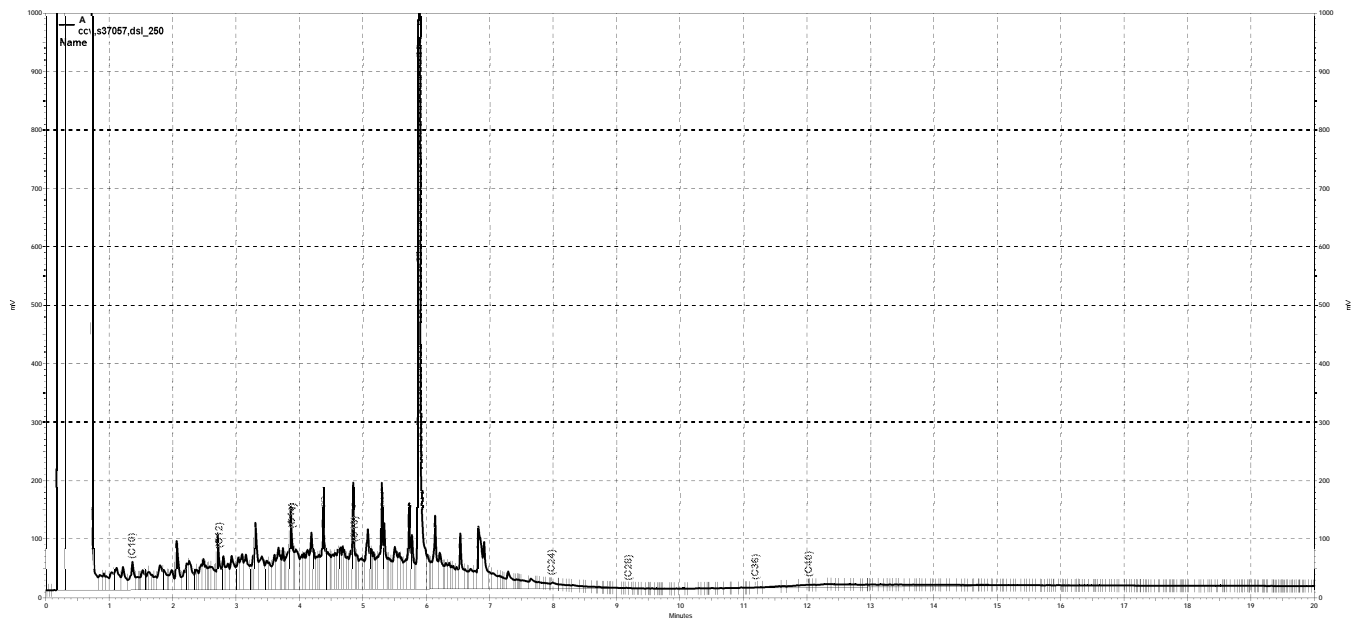
— \\kraken\gdrive\ezchrom\Projects\GC14B\Data\2018\311b073, B



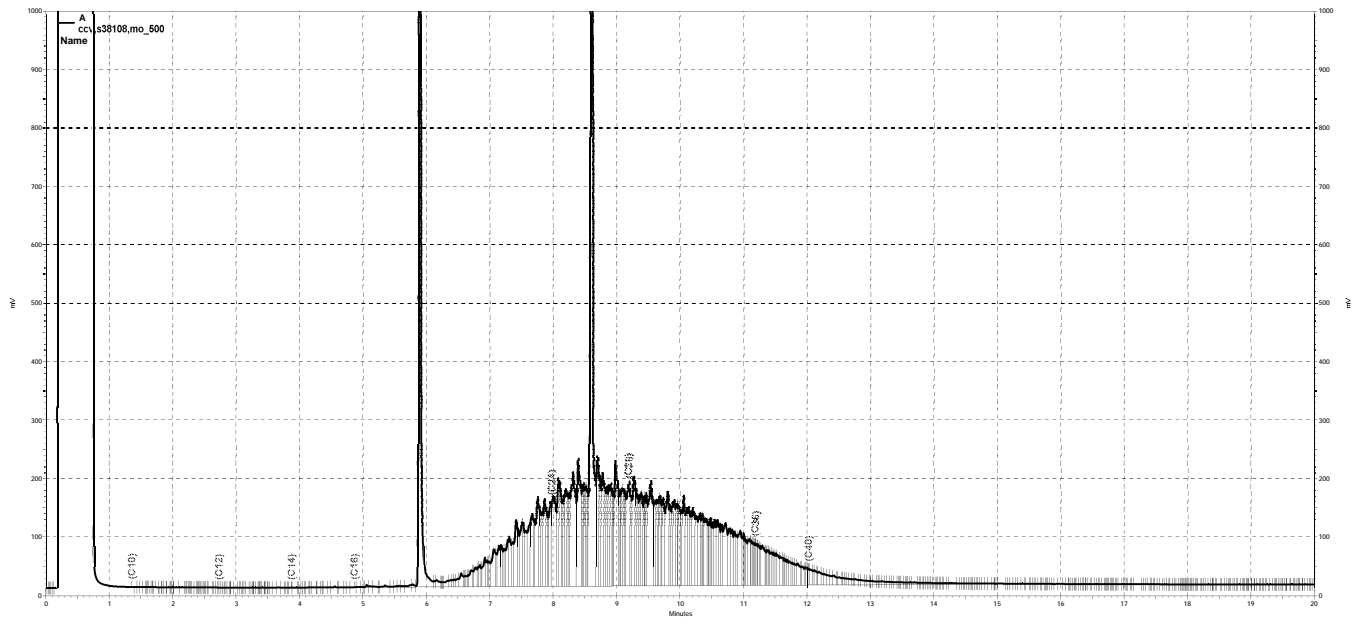
— \\kraken\gdrive\ezchrom\Projects\GC27\Data\2018\316a027.dat, Front Signal



— \\kraken\gdrive\ezchrom\Projects\GC27\Data\2018\316a026.dat, Front Signal



— \\kraken\gdrive\ezchrom\Projects\GC17a\Data\2018\313a022, A



\\kraken\gdrive\ezchrom\Projects\GC17a\Data\2018\313a023, A

Semivolatile Organics by GC/MS

Lab #:	304731	Location:	Vallco Cupertino, CA
Client:	WSP	Prep:	EPA 3520C
Project#:	VALLCO	Analysis:	EPA 8270C
Field ID:	EB-1	Batch#:	265191
Lab ID:	304731-048	Sampled:	10/31/18
Matrix:	Water	Received:	11/01/18
Units:	ug/L	Prepared:	11/06/18
Diln Fac:	1.000	Analyzed:	11/14/18

Analyte	Result	RL	MDL
N-Nitrosodimethylamine	ND	9.7	2.2
Phenol	ND	9.7	1.6
bis(2-Chloroethyl)ether	ND	9.7	1.6
2-Chlorophenol	ND	9.7	1.6
1,3-Dichlorobenzene	ND	9.7	1.6
1,4-Dichlorobenzene	ND	9.7	1.6
Benzyl alcohol	ND	9.7	1.5
1,2-Dichlorobenzene	ND	9.7	1.6
2-Methylphenol	ND	9.7	1.4
bis(2-Chloroisopropyl) ether	ND	9.7	2.7
4-Methylphenol	ND	9.7	1.5
N-Nitroso-di-n-propylamine	ND	9.7	1.9
Hexachloroethane	ND	9.7	1.7
Nitrobenzene	ND	9.7	1.6
Isophorone	ND	9.7	1.8
2-Nitrophenol	ND	19	2.5
2,4-Dimethylphenol	ND	9.7	1.2
Benzoic acid	ND	49	9.9
bis(2-Chloroethoxy)methane	ND	9.7	1.2
2,4-Dichlorophenol	ND	9.7	1.3
1,2,4-Trichlorobenzene	ND	9.7	1.4
Naphthalene	ND	9.7	1.4
4-Chloroaniline	ND	9.7	1.2
Hexachlorobutadiene	ND	9.7	1.3
4-Chloro-3-methylphenol	ND	9.7	1.3
2-Methylnaphthalene	ND	9.7	1.4
Hexachlorocyclopentadiene	ND	19	4.9
2,4,6-Trichlorophenol	ND	9.7	0.96
2,4,5-Trichlorophenol	ND	9.7	0.92
2-Chloronaphthalene	ND	9.7	1.5
2-Nitroaniline	ND	19	1.7
Dimethylphthalate	ND	9.7	1.5
Acenaphthylene	ND	9.7	1.5
2,6-Dinitrotoluene	ND	9.7	1.3
3-Nitroaniline	ND	19	1.0
Acenaphthene	ND	9.7	1.3
2,4-Dinitrophenol	ND	19	4.9
4-Nitrophenol	ND	19	1.1
Dibenzofuran	ND	9.7	1.4
2,4-Dinitrotoluene	ND	9.7	1.4
Diethylphthalate	ND	9.7	1.6
Fluorene	ND	9.7	1.5
4-Chlorophenyl-phenylether	ND	9.7	1.3
4-Nitroaniline	ND	19	1.1
4,6-Dinitro-2-methylphenol	ND	19	1.9
N-Nitrosodiphenylamine	ND	9.7	1.2
Azobenzene	ND	9.7	1.5
4-Bromophenyl-phenylether	ND	9.7	1.2
Hexachlorobenzene	ND	9.7	1.2
Pentachlorophenol	ND	19	1.9
Phenanthrene	ND	9.7	1.3
Anthracene	ND	9.7	1.3
Di-n-butylphthalate	ND	9.7	1.1

ND= Not Detected
 RL= Reporting Limit
 MDL= Method Detection Limit

Semivolatile Organics by GC/MS

Lab #:	304731	Location:	Vallco Cupertino, CA
Client:	WSP	Prep:	EPA 3520C
Project#:	VALLCO	Analysis:	EPA 8270C
Field ID:	EB-1	Batch#:	265191
Lab ID:	304731-048	Sampled:	10/31/18
Matrix:	Water	Received:	11/01/18
Units:	ug/L	Prepared:	11/06/18
Diln Fac:	1.000	Analyzed:	11/14/18

Analyte	Result	RL	MDL
Fluoranthene	ND	9.7	1.5
Pyrene	ND	9.7	1.2
Butylbenzylphthalate	ND	9.7	1.3
3,3'-Dichlorobenzidine	ND	19	0.61
Benzo(a)anthracene	ND	9.7	1.3
Chrysene	ND	9.7	1.4
bis(2-Ethylhexyl)phthalate	ND	9.7	1.9
Di-n-octylphthalate	ND	9.7	1.3
Benzo(b)fluoranthene	ND	9.7	1.3
Benzo(k)fluoranthene	ND	9.7	1.5
Benzo(a)pyrene	ND	9.7	1.1
Indeno(1,2,3-cd)pyrene	ND	9.7	1.4
Dibenz(a,h)anthracene	ND	9.7	1.3
Benzo(g,h,i)perylene	ND	9.7	1.5

Surrogate	%REC	Limits
2-Fluorophenol	76	39-120
Phenol-d5	71	38-120
2,4,6-Tribromophenol	75	41-120
Nitrobenzene-d5	71	56-120
2-Fluorobiphenyl	85	55-120
Terphenyl-d14	72	15-120

ND= Not Detected
 RL= Reporting Limit
 MDL= Method Detection Limit

Batch QC Report

Semivolatile Organics by GC/MS			
Lab #:	304731	Location:	Vallco Cupertino, CA
Client:	WSP	Prep:	EPA 3520C
Project#:	VALLCO	Analysis:	EPA 8270C
Type:	BLANK	Diln Fac:	1.000
Lab ID:	QC954447	Batch#:	265191
Matrix:	Water	Prepared:	11/05/18
Units:	ug/L	Analyzed:	11/07/18

Analyte	Result	RL	MDL
N-Nitrosodimethylamine	ND	10	1.5
Phenol	ND	10	1.0
bis(2-Chloroethyl)ether	ND	10	1.2
2-Chlorophenol	ND	10	0.82
1,3-Dichlorobenzene	ND	10	1.0
1,4-Dichlorobenzene	ND	10	1.1
Benzyl alcohol	ND	10	1.1
1,2-Dichlorobenzene	ND	10	2.1
2-Methylphenol	ND	10	2.2
bis(2-Chloroisopropyl) ether	ND	10	1.4
4-Methylphenol	ND	10	1.7
N-Nitroso-di-n-propylamine	ND	10	1.2
Hexachloroethane	ND	10	1.1
Nitrobenzene	ND	10	1.2
Isophorone	ND	10	1.3
2-Nitrophenol	ND	20	2.6
2,4-Dimethylphenol	ND	10	2.5
Benzoic acid	ND	50	16
bis(2-Chloroethoxy)methane	ND	10	1.1
2,4-Dichlorophenol	ND	10	2.1
1,2,4-Trichlorobenzene	ND	10	2.2
Naphthalene	ND	10	1.9
4-Chloroaniline	ND	10	2.1
Hexachlorobutadiene	ND	10	2.4
4-Chloro-3-methylphenol	ND	10	1.0
2-Methylnaphthalene	ND	10	1.8
Hexachlorocyclopentadiene	ND	20	5.0
2,4,6-Trichlorophenol	ND	10	0.92
2,4,5-Trichlorophenol	ND	10	0.85
2-Chloronaphthalene	ND	10	1.8
2-Nitroaniline	ND	20	1.2
Dimethylphthalate	ND	10	2.0
Acenaphthylene	ND	10	1.7
2,6-Dinitrotoluene	ND	10	1.8
3-Nitroaniline	ND	20	1.9
Acenaphthene	ND	10	1.8
2,4-Dinitrophenol	ND	20	5.0
4-Nitrophenol	ND	20	5.0
Dibenzofuran	ND	10	1.9
2,4-Dinitrotoluene	ND	10	2.1
Diethylphthalate	ND	10	1.0
Fluorene	ND	10	1.8
4-Chlorophenyl-phenylether	ND	10	1.6
4-Nitroaniline	ND	20	2.4
4,6-Dinitro-2-methylphenol	ND	20	5.0
N-Nitrosodiphenylamine	ND	10	1.7
Azobenzene	ND	10	1.2
4-Bromophenyl-phenylether	ND	10	2.0
Hexachlorobenzene	ND	10	2.0
Pentachlorophenol	ND	20	1.9
Phenanthrene	ND	10	1.9
Anthracene	ND	10	1.8
Di-n-butylphthalate	ND	10	1.2

ND= Not Detected
 RL= Reporting Limit
 MDL= Method Detection Limit

Batch QC Report

Semivolatile Organics by GC/MS			
Lab #:	304731	Location:	Vallco Cupertino, CA
Client:	WSP	Prep:	EPA 3520C
Project#:	VALLCO	Analysis:	EPA 8270C
Type:	BLANK	Diln Fac:	1.000
Lab ID:	QC954447	Batch#:	265191
Matrix:	Water	Prepared:	11/05/18
Units:	ug/L	Analyzed:	11/07/18

Analyte	Result	RL	MDL
Fluoranthene	ND	10	1.9
Pyrene	ND	10	1.7
Butylbenzylphthalate	ND	10	1.0
3,3'-Dichlorobenzidine	ND	20	1.0
Benzo(a)anthracene	ND	10	1.6
Chrysene	ND	10	1.7
bis(2-Ethylhexyl)phthalate	ND	10	1.8
Di-n-octylphthalate	ND	10	1.8
Benzo(b)fluoranthene	ND	10	1.7
Benzo(k)fluoranthene	ND	10	2.0
Benzo(a)pyrene	ND	10	1.6
Indeno(1,2,3-cd)pyrene	ND	10	1.8
Dibenz(a,h)anthracene	ND	10	1.8
Benzo(g,h,i)perylene	ND	10	1.9

Surrogate	%REC	Limits
2-Fluorophenol	76	39-120
Phenol-d5	80	38-120
2,4,6-Tribromophenol	70	41-120
Nitrobenzene-d5	83	56-120
2-Fluorobiphenyl	71	55-120
Terphenyl-d14	81	15-120

ND= Not Detected
 RL= Reporting Limit
 MDL= Method Detection Limit

Batch QC Report

Semivolatile Organics by GC/MS			
Lab #:	304731	Location:	Vallco Cupertino, CA
Client:	WSP	Prep:	EPA 3520C
Project#:	VALLCO	Analysis:	EPA 8270C
Matrix:	Water	Batch#:	265191
Units:	ug/L	Prepared:	11/05/18
Diln Fac:	1.000	Analyzed:	11/07/18

Type: BS Lab ID: QC954448

Analyte	Spiked	Result	%REC	Limits
Phenol	80.00	66.46	83	62-120
2-Chlorophenol	80.00	64.60	81	65-120
1,4-Dichlorobenzene	80.00	49.57	62	54-120
N-Nitroso-di-n-propylamine	80.00	61.87	77	58-120
1,2,4-Trichlorobenzene	80.00	50.32	63	54-120
4-Chloro-3-methylphenol	80.00	67.29	84	65-120
Acenaphthene	30.00	26.77	89	65-120
4-Nitrophenol	80.00	79.02	99	69-121
2,4-Dinitrotoluene	80.00	70.43	88	70-120
Pentachlorophenol	80.00	72.86	91	59-120
Pyrene	30.00	23.68	79	62-120

Surrogate	%REC	Limits
2-Fluorophenol	75	39-120
Phenol-d5	78	38-120
2,4,6-Tribromophenol	89	41-120
Nitrobenzene-d5	82	56-120
2-Fluorobiphenyl	73	55-120
Terphenyl-d14	76	15-120

Type: BSD Lab ID: QC954449

Analyte	Spiked	Result	%REC	Limits	RPD	Lim
Phenol	80.00	73.78	92	62-120	10	24
2-Chlorophenol	80.00	69.95	87	65-120	8	24
1,4-Dichlorobenzene	80.00	53.17	66	54-120	7	26
N-Nitroso-di-n-propylamine	80.00	70.30	88	58-120	13	24
1,2,4-Trichlorobenzene	80.00	53.76	67	54-120	7	25
4-Chloro-3-methylphenol	80.00	74.20	93	65-120	10	23
Acenaphthene	30.00	29.48	98	65-120	10	24
4-Nitrophenol	80.00	85.83	107	69-121	8	24
2,4-Dinitrotoluene	80.00	75.95	95	70-120	8	22
Pentachlorophenol	80.00	80.26	100	59-120	10	31
Pyrene	30.00	25.32	84	62-120	7	26

Surrogate	%REC	Limits
2-Fluorophenol	79	39-120
Phenol-d5	87	38-120
2,4,6-Tribromophenol	95	41-120
Nitrobenzene-d5	92	56-120
2-Fluorobiphenyl	79	55-120
Terphenyl-d14	89	15-120

RPD= Relative Percent Difference

Semivolatile Organics by GC/MS			
Lab #:	304731	Location:	Vallco Cupertino, CA
Client:	WSP	Prep:	EPA 3550C
Project#:	VALLCO	Analysis:	EPA 8270C
Field ID:	S-1-(1)	Batch#:	265189
Lab ID:	304731-001	Sampled:	10/30/18
Matrix:	Soil	Received:	11/01/18
Units:	ug/Kg	Prepared:	11/05/18
Basis:	as received	Analyzed:	11/13/18
Diln Fac:	25.00		

Analyte	Result	RL	MDL
N-Nitrosodimethylamine	ND	8,300	1,000
Pyridine	ND	8,300	550
Phenol	ND	8,300	370
bis(2-Chloroethyl)ether	ND	8,300	550
2-Chlorophenol	ND	8,300	350
1,3-Dichlorobenzene	ND	8,300	1,000
1,4-Dichlorobenzene	ND	8,300	1,000
Benzyl alcohol	ND	8,300	410
1,2-Dichlorobenzene	ND	8,300	550
2-Methylphenol	ND	8,300	360
bis(2-Chloroisopropyl) ether	ND	8,300	400
4-Methylphenol	ND	8,300	400
N-Nitroso-di-n-propylamine	ND	8,300	380
Hexachloroethane	ND	8,300	1,900
Nitrobenzene	ND	8,300	550
Isophorone	ND	8,300	250
2-Nitrophenol	ND	17,000	970
2,4-Dimethylphenol	ND	8,300	460
Benzoic acid	ND	41,000	9,400
bis(2-Chloroethoxy)methane	ND	8,300	260
2,4-Dichlorophenol	ND	8,300	230
1,2,4-Trichlorobenzene	ND	8,300	550
Naphthalene	ND	1,700	320
4-Chloroaniline	ND	8,300	550
Hexachlorobutadiene	ND	8,300	550
4-Chloro-3-methylphenol	ND	8,300	220
2-Methylnaphthalene	ND	1,700	250
Hexachlorocyclopentadiene	ND	17,000	1,900
2,4,6-Trichlorophenol	ND	8,300	270
2,4,5-Trichlorophenol	ND	8,300	230
2-Chloronaphthalene	ND	8,300	210
2-Nitroaniline	ND	17,000	840
Dimethylphthalate	ND	8,300	210
Acenaphthylene	ND	1,700	210
2,6-Dinitrotoluene	ND	8,300	840
3-Nitroaniline	ND	17,000	1,000
Acenaphthene	ND	1,700	210
2,4-Dinitrophenol	ND	17,000	3,700
4-Nitrophenol	ND	17,000	1,900
Dibenzofuran	ND	8,300	210
2,4-Dinitrotoluene	ND	8,300	210
Diethylphthalate	ND	8,300	210
Fluorene	ND	1,700	210
4-Chlorophenyl-phenylether	ND	8,300	210
4-Nitroaniline	ND	17,000	1,000
4,6-Dinitro-2-methylphenol	ND	17,000	1,000
N-Nitrosodiphenylamine	ND	8,300	210
Azobenzene	ND	8,300	210
4-Bromophenyl-phenylether	ND	8,300	210
Hexachlorobenzene	ND	8,300	210
Pentachlorophenol	ND	17,000	2,600

DO= Diluted Out
 ND= Not Detected at or above MDL
 RL= Reporting Limit
 MDL= Method Detection Limit

Semivolatile Organics by GC/MS			
Lab #:	304731	Location:	Vallco Cupertino, CA
Client:	WSP	Prep:	EPA 3550C
Project#:	VALLCO	Analysis:	EPA 8270C
Field ID:	S-1-(1)	Batch#:	265189
Lab ID:	304731-001	Sampled:	10/30/18
Matrix:	Soil	Received:	11/01/18
Units:	ug/Kg	Prepared:	11/05/18
Basis:	as received	Analyzed:	11/13/18
Diln Fac:	25.00		

Analyte	Result	RL	MDL
Phenanthrene	ND	1,700	210
Anthracene	ND	1,700	220
Di-n-butylphthalate	ND	8,300	240
Fluoranthene	ND	1,700	230
Pyrene	ND	1,700	210
Butylbenzylphthalate	ND	8,300	240
3,3'-Dichlorobenzidine	ND	17,000	2,000
Benzo(a)anthracene	ND	1,700	210
Chrysene	ND	1,700	210
bis(2-Ethylhexyl)phthalate	ND	8,300	210
Di-n-octylphthalate	ND	8,300	850
Benzo(b)fluoranthene	ND	1,700	210
Benzo(k)fluoranthene	ND	1,700	210
Benzo(a)pyrene	ND	1,700	210
Indeno(1,2,3-cd)pyrene	ND	1,700	210
Dibenz(a,h)anthracene	ND	1,700	210
Benzo(g,h,i)perylene	ND	1,700	210

Surrogate	%REC	Limits
2-Fluorophenol	DO	40-127
Phenol-d5	DO	43-128
2,4,6-Tribromophenol	DO	31-120
Nitrobenzene-d5	DO	46-120
2-Fluorobiphenyl	DO	40-120
Terphenyl-d14	DO	56-120

DO= Diluted Out
 ND= Not Detected at or above MDL
 RL= Reporting Limit
 MDL= Method Detection Limit

Semivolatile Organics by GC/MS			
Lab #:	304731	Location:	Vallco Cupertino, CA
Client:	WSP	Prep:	EPA 3550C
Project#:	VALLCO	Analysis:	EPA 8270C
Field ID:	S-1-(5)	Batch#:	265189
Lab ID:	304731-002	Sampled:	10/30/18
Matrix:	Soil	Received:	11/01/18
Units:	ug/Kg	Prepared:	11/05/18
Basis:	as received	Analyzed:	11/14/18
Diln Fac:	1.000		

Analyte	Result	RL	MDL
N-Nitrosodimethylamine	ND	330	47
Pyridine	ND	330	22
Phenol	ND	330	9.9
bis(2-Chloroethyl)ether	ND	330	59
2-Chlorophenol	ND	330	9.9
1,3-Dichlorobenzene	ND	330	56
1,4-Dichlorobenzene	ND	330	9.9
Benzyl alcohol	ND	330	11
1,2-Dichlorobenzene	ND	330	9.9
2-Methylphenol	ND	330	14
bis(2-Chloroisopropyl) ether	ND	330	9.9
4-Methylphenol	ND	330	9.9
N-Nitroso-di-n-propylamine	ND	330	9.9
Hexachloroethane	ND	330	9.9
Nitrobenzene	ND	330	11
Isophorone	ND	330	9.9
2-Nitrophenol	ND	660	9.9
2,4-Dimethylphenol	ND	330	14
Benzoic acid	ND	1,700	430
bis(2-Chloroethoxy)methane	ND	330	9.9
2,4-Dichlorophenol	ND	330	9.9
1,2,4-Trichlorobenzene	ND	330	9.9
Naphthalene	ND	66	9.9
4-Chloroaniline	ND	330	9.3
Hexachlorobutadiene	ND	330	8.8
4-Chloro-3-methylphenol	ND	330	8.3
2-Methylnaphthalene	ND	66	9.9
Hexachlorocyclopentadiene	ND	660	74
2,4,6-Trichlorophenol	ND	330	12
2,4,5-Trichlorophenol	ND	330	8.3
2-Chloronaphthalene	ND	330	8.9
2-Nitroaniline	ND	660	11
Dimethylphthalate	ND	330	9.9
Acenaphthylene	ND	66	8.9
2,6-Dinitrotoluene	ND	330	8.9
3-Nitroaniline	ND	660	42
Acenaphthene	ND	66	9.9
2,4-Dinitrophenol	ND	660	150
4-Nitrophenol	ND	660	71
Dibenzofuran	ND	330	10
2,4-Dinitrotoluene	ND	330	9.5
Diethylphthalate	ND	330	11
Fluorene	ND	66	9.8
4-Chlorophenyl-phenylether	ND	330	9.6
4-Nitroaniline	ND	660	42
4,6-Dinitro-2-methylphenol	ND	660	76
N-Nitrosodiphenylamine	ND	330	10
Azobenzene	ND	330	8.5
4-Bromophenyl-phenylether	ND	330	10
Hexachlorobenzene	ND	330	11
Pentachlorophenol	ND	660	130
Phenanthrene	ND	66	10

ND= Not Detected at or above MDL

RL= Reporting Limit

MDL= Method Detection Limit

Semivolatile Organics by GC/MS

Lab #:	304731	Location:	Vallco Cupertino, CA
Client:	WSP	Prep:	EPA 3550C
Project#:	VALLCO	Analysis:	EPA 8270C
Field ID:	S-1-(5)	Batch#:	265189
Lab ID:	304731-002	Sampled:	10/30/18
Matrix:	Soil	Received:	11/01/18
Units:	ug/Kg	Prepared:	11/05/18
Basis:	as received	Analyzed:	11/14/18
Diln Fac:	1.000		

Analyte	Result	RL	MDL
Anthracene	ND	66	11
Di-n-butylphthalate	ND	330	12
Fluoranthene	ND	66	10
Pyrene	ND	66	11
Butylbenzylphthalate	ND	330	10
3,3'-Dichlorobenzidine	ND	660	22
Benzo(a)anthracene	ND	66	10
Chrysene	ND	66	11
bis(2-Ethylhexyl)phthalate	ND	330	13
Di-n-octylphthalate	ND	330	9.9
Benzo(b)fluoranthene	ND	66	8.9
Benzo(k)fluoranthene	ND	66	9.4
Benzo(a)pyrene	ND	66	8.7
Indeno(1,2,3-cd)pyrene	ND	66	8.7
Dibenz(a,h)anthracene	ND	66	9.2
Benzo(g,h,i)perylene	ND	66	10

Surrogate	%REC	Limits
2-Fluorophenol	58	40-127
Phenol-d5	58	43-128
2,4,6-Tribromophenol	51	31-120
Nitrobenzene-d5	50	46-120
2-Fluorobiphenyl	62	40-120
Terphenyl-d14	66	56-120

ND= Not Detected at or above MDL
 RL= Reporting Limit
 MDL= Method Detection Limit

Semivolatile Organics by GC/MS			
Lab #:	304731	Location:	Vallco Cupertino, CA
Client:	WSP	Prep:	EPA 3550C
Project#:	VALLCO	Analysis:	EPA 8270C
Field ID:	S-2-(1)	Batch#:	265189
Lab ID:	304731-006	Sampled:	10/30/18
Matrix:	Soil	Received:	11/01/18
Units:	ug/Kg	Prepared:	11/05/18
Basis:	as received	Analyzed:	11/14/18
Diln Fac:	1.000		

Analyte	Result	RL	MDL
N-Nitrosodimethylamine	ND	340	47
Pyridine	ND	340	22
Phenol	ND	340	10
bis(2-Chloroethyl)ether	ND	340	60
2-Chlorophenol	ND	340	10
1,3-Dichlorobenzene	ND	340	57
1,4-Dichlorobenzene	ND	340	10
Benzyl alcohol	ND	340	11
1,2-Dichlorobenzene	ND	340	10
2-Methylphenol	ND	340	14
bis(2-Chloroisopropyl) ether	ND	340	10
4-Methylphenol	ND	340	10
N-Nitroso-di-n-propylamine	ND	340	10
Hexachloroethane	ND	340	10
Nitrobenzene	ND	340	11
Isophorone	ND	340	10
2-Nitrophenol	ND	670	10
2,4-Dimethylphenol	ND	340	14
Benzoic acid	ND	1,700	440
bis(2-Chloroethoxy)methane	ND	340	10
2,4-Dichlorophenol	ND	340	10
1,2,4-Trichlorobenzene	ND	340	10
Naphthalene	ND	67	10
4-Chloroaniline	ND	340	9.4
Hexachlorobutadiene	ND	340	8.9
4-Chloro-3-methylphenol	ND	340	8.4
2-Methylnaphthalene	ND	67	10
Hexachlorocyclopentadiene	ND	670	75
2,4,6-Trichlorophenol	ND	340	13
2,4,5-Trichlorophenol	ND	340	8.4
2-Chloronaphthalene	ND	340	9.0
2-Nitroaniline	ND	670	11
Dimethylphthalate	ND	340	10
Acenaphthylene	ND	67	9.0
2,6-Dinitrotoluene	ND	340	9.0
3-Nitroaniline	ND	670	42
Acenaphthene	ND	67	10
2,4-Dinitrophenol	ND	670	150
4-Nitrophenol	ND	670	72
Dibenzofuran	ND	340	10
2,4-Dinitrotoluene	ND	340	9.7
Diethylphthalate	ND	340	11
Fluorene	ND	67	9.9
4-Chlorophenyl-phenylether	ND	340	9.7
4-Nitroaniline	ND	670	42
4,6-Dinitro-2-methylphenol	ND	670	77
N-Nitrosodiphenylamine	ND	340	11
Azobenzene	ND	340	8.6
4-Bromophenyl-phenylether	ND	340	11
Hexachlorobenzene	ND	340	11
Pentachlorophenol	ND	670	130
Phenanthrene	ND	67	11

ND= Not Detected at or above MDL

RL= Reporting Limit

MDL= Method Detection Limit

Semivolatile Organics by GC/MS

Lab #:	304731	Location:	Vallco Cupertino, CA
Client:	WSP	Prep:	EPA 3550C
Project#:	VALLCO	Analysis:	EPA 8270C
Field ID:	S-2-(1)	Batch#:	265189
Lab ID:	304731-006	Sampled:	10/30/18
Matrix:	Soil	Received:	11/01/18
Units:	ug/Kg	Prepared:	11/05/18
Basis:	as received	Analyzed:	11/14/18
Diln Fac:	1.000		

Analyte	Result	RL	MDL
Anthracene	ND	67	11
Di-n-butylphthalate	ND	340	12
Fluoranthene	ND	67	10
Pyrene	ND	67	11
Butylbenzylphthalate	ND	340	10
3,3'-Dichlorobenzidine	ND	670	22
Benzo(a)anthracene	ND	67	10
Chrysene	ND	67	11
bis(2-Ethylhexyl)phthalate	ND	340	13
Di-n-octylphthalate	ND	340	10
Benzo(b)fluoranthene	ND	67	9.0
Benzo(k)fluoranthene	ND	67	9.5
Benzo(a)pyrene	ND	67	8.8
Indeno(1,2,3-cd)pyrene	ND	67	8.9
Dibenz(a,h)anthracene	ND	67	9.4
Benzo(g,h,i)perylene	ND	67	10

Surrogate	%REC	Limits
2-Fluorophenol	59	40-127
Phenol-d5	60	43-128
2,4,6-Tribromophenol	55	31-120
Nitrobenzene-d5	48	46-120
2-Fluorobiphenyl	55	40-120
Terphenyl-d14	70	56-120

ND= Not Detected at or above MDL
 RL= Reporting Limit
 MDL= Method Detection Limit

Semivolatile Organics by GC/MS			
Lab #:	304731	Location:	Vallco Cupertino, CA
Client:	WSP	Prep:	EPA 3550C
Project#:	VALLCO	Analysis:	EPA 8270C
Field ID:	S-2-(5)	Batch#:	265189
Lab ID:	304731-007	Sampled:	10/30/18
Matrix:	Soil	Received:	11/01/18
Units:	ug/Kg	Prepared:	11/05/18
Basis:	as received	Analyzed:	11/13/18
Diln Fac:	100.0		

Analyte	Result	RL	MDL
N-Nitrosodimethylamine	ND	33,000	4,700
Pyridine	ND	33,000	2,200
Phenol	ND	33,000	1,000
bis(2-Chloroethyl)ether	ND	33,000	6,000
2-Chlorophenol	ND	33,000	1,000
1,3-Dichlorobenzene	ND	33,000	5,700
1,4-Dichlorobenzene	ND	33,000	1,000
Benzyl alcohol	ND	33,000	1,100
1,2-Dichlorobenzene	ND	33,000	1,000
2-Methylphenol	ND	33,000	1,400
bis(2-Chloroisopropyl) ether	ND	33,000	1,000
4-Methylphenol	ND	33,000	1,000
N-Nitroso-di-n-propylamine	ND	33,000	1,000
Hexachloroethane	ND	33,000	1,000
Nitrobenzene	ND	33,000	1,100
Isophorone	ND	33,000	1,000
2-Nitrophenol	ND	67,000	1,000
2,4-Dimethylphenol	ND	33,000	1,400
Benzoic acid	ND	170,000	44,000
bis(2-Chloroethoxy)methane	ND	33,000	1,000
2,4-Dichlorophenol	ND	33,000	1,000
1,2,4-Trichlorobenzene	ND	33,000	1,000
Naphthalene	ND	6,700	1,000
4-Chloroaniline	ND	33,000	940
Hexachlorobutadiene	ND	33,000	890
4-Chloro-3-methylphenol	ND	33,000	840
2-Methylnaphthalene	ND	6,700	1,000
Hexachlorocyclopentadiene	ND	67,000	7,500
2,4,6-Trichlorophenol	ND	33,000	1,300
2,4,5-Trichlorophenol	ND	33,000	840
2-Chloronaphthalene	ND	33,000	900
2-Nitroaniline	ND	67,000	1,100
Dimethylphthalate	ND	33,000	1,000
Acenaphthylene	ND	6,700	900
2,6-Dinitrotoluene	ND	33,000	900
3-Nitroaniline	ND	67,000	4,200
Acenaphthene	ND	6,700	1,000
2,4-Dinitrophenol	ND	67,000	15,000
4-Nitrophenol	ND	67,000	7,200
Dibenzofuran	ND	33,000	1,000
2,4-Dinitrotoluene	ND	33,000	970
Diethylphthalate	ND	33,000	1,100
Fluorene	ND	6,700	990
4-Chlorophenyl-phenylether	ND	33,000	970
4-Nitroaniline	ND	67,000	4,200
4,6-Dinitro-2-methylphenol	ND	67,000	7,700
N-Nitrosodiphenylamine	ND	33,000	1,100
Azobenzene	ND	33,000	860
4-Bromophenyl-phenylether	ND	33,000	1,100
Hexachlorobenzene	ND	33,000	1,100
Pentachlorophenol	ND	67,000	13,000

DO= Diluted Out
 ND= Not Detected at or above MDL
 RL= Reporting Limit
 MDL= Method Detection Limit

Semivolatile Organics by GC/MS

Lab #:	304731	Location:	Vallco Cupertino, CA
Client:	WSP	Prep:	EPA 3550C
Project#:	VALLCO	Analysis:	EPA 8270C
Field ID:	S-2-(5)	Batch#:	265189
Lab ID:	304731-007	Sampled:	10/30/18
Matrix:	Soil	Received:	11/01/18
Units:	ug/Kg	Prepared:	11/05/18
Basis:	as received	Analyzed:	11/13/18
Diln Fac:	100.0		

Analyte	Result	RL	MDL
Phenanthrene	ND	6,700	1,100
Anthracene	ND	6,700	1,100
Di-n-butylphthalate	ND	33,000	1,200
Fluoranthene	ND	6,700	1,000
Pyrene	ND	6,700	1,100
Butylbenzylphthalate	ND	33,000	1,000
3,3'-Dichlorobenzidine	ND	67,000	2,200
Benzo(a)anthracene	ND	6,700	1,000
Chrysene	ND	6,700	1,100
bis(2-Ethylhexyl)phthalate	ND	33,000	1,300
Di-n-octylphthalate	ND	33,000	1,000
Benzo(b)fluoranthene	ND	6,700	900
Benzo(k)fluoranthene	ND	6,700	950
Benzo(a)pyrene	ND	6,700	880
Indeno(1,2,3-cd)pyrene	ND	6,700	890
Dibenz(a,h)anthracene	ND	6,700	940
Benzo(g,h,i)perylene	ND	6,700	1,000

Surrogate	%REC	Limits
2-Fluorophenol	DO	40-127
Phenol-d5	DO	43-128
2,4,6-Tribromophenol	DO	31-120
Nitrobenzene-d5	DO	46-120
2-Fluorobiphenyl	DO	40-120
Terphenyl-d14	DO	56-120

DO= Diluted Out
 ND= Not Detected at or above MDL
 RL= Reporting Limit
 MDL= Method Detection Limit

Semivolatile Organics by GC/MS			
Lab #:	304731	Location:	Vallco Cupertino, CA
Client:	WSP	Prep:	EPA 3550C
Project#:	VALLCO	Analysis:	EPA 8270C
Field ID:	S-3-(1)	Batch#:	265189
Lab ID:	304731-011	Sampled:	10/30/18
Matrix:	Soil	Received:	11/01/18
Units:	ug/Kg	Prepared:	11/05/18
Basis:	as received	Analyzed:	11/13/18
Diln Fac:	100.0		

Analyte	Result	RL	MDL
N-Nitrosodimethylamine	ND	33,000	4,700
Pyridine	ND	33,000	2,200
Phenol	ND	33,000	990
bis(2-Chloroethyl)ether	ND	33,000	5,900
2-Chlorophenol	ND	33,000	990
1,3-Dichlorobenzene	ND	33,000	5,600
1,4-Dichlorobenzene	ND	33,000	990
Benzyl alcohol	ND	33,000	1,100
1,2-Dichlorobenzene	ND	33,000	990
2-Methylphenol	ND	33,000	1,400
bis(2-Chloroisopropyl) ether	ND	33,000	990
4-Methylphenol	ND	33,000	990
N-Nitroso-di-n-propylamine	ND	33,000	990
Hexachloroethane	ND	33,000	990
Nitrobenzene	ND	33,000	1,100
Isophorone	ND	33,000	990
2-Nitrophenol	ND	66,000	990
2,4-Dimethylphenol	ND	33,000	1,400
Benzoic acid	ND	170,000	43,000
bis(2-Chloroethoxy)methane	ND	33,000	990
2,4-Dichlorophenol	ND	33,000	990
1,2,4-Trichlorobenzene	ND	33,000	990
Naphthalene	ND	6,600	990
4-Chloroaniline	ND	33,000	930
Hexachlorobutadiene	ND	33,000	880
4-Chloro-3-methylphenol	ND	33,000	830
2-Methylnaphthalene	ND	6,600	990
Hexachlorocyclopentadiene	ND	66,000	7,500
2,4,6-Trichlorophenol	ND	33,000	1,300
2,4,5-Trichlorophenol	ND	33,000	830
2-Chloronaphthalene	ND	33,000	890
2-Nitroaniline	ND	66,000	1,100
Dimethylphthalate	ND	33,000	1,000
Acenaphthylene	ND	6,600	890
2,6-Dinitrotoluene	ND	33,000	890
3-Nitroaniline	ND	66,000	4,200
Acenaphthene	ND	6,600	990
2,4-Dinitrophenol	ND	66,000	15,000
4-Nitrophenol	ND	66,000	7,100
Dibenzofuran	ND	33,000	1,000
2,4-Dinitrotoluene	ND	33,000	960
Diethylphthalate	ND	33,000	1,100
Fluorene	ND	6,600	980
4-Chlorophenyl-phenylether	ND	33,000	960
4-Nitroaniline	ND	66,000	4,200
4,6-Dinitro-2-methylphenol	ND	66,000	7,600
N-Nitrosodiphenylamine	ND	33,000	1,100
Azobenzene	ND	33,000	850
4-Bromophenyl-phenylether	ND	33,000	1,000
Hexachlorobenzene	ND	33,000	1,100
Pentachlorophenol	ND	66,000	13,000

DO= Diluted Out
 ND= Not Detected at or above MDL
 RL= Reporting Limit
 MDL= Method Detection Limit

Semivolatile Organics by GC/MS

Lab #:	304731	Location:	Vallco Cupertino, CA
Client:	WSP	Prep:	EPA 3550C
Project#:	VALLCO	Analysis:	EPA 8270C
Field ID:	S-3-(1)	Batch#:	265189
Lab ID:	304731-011	Sampled:	10/30/18
Matrix:	Soil	Received:	11/01/18
Units:	ug/Kg	Prepared:	11/05/18
Basis:	as received	Analyzed:	11/13/18
Diln Fac:	100.0		

Analyte	Result	RL	MDL
Phenanthrene	ND	6,600	1,000
Anthracene	ND	6,600	1,100
Di-n-butylphthalate	ND	33,000	1,200
Fluoranthene	ND	6,600	1,000
Pyrene	ND	6,600	1,100
Butylbenzylphthalate	ND	33,000	1,000
3,3'-Dichlorobenzidine	ND	66,000	2,200
Benzo(a)anthracene	ND	6,600	1,000
Chrysene	ND	6,600	1,100
bis(2-Ethylhexyl)phthalate	ND	33,000	1,300
Di-n-octylphthalate	ND	33,000	990
Benzo(b)fluoranthene	ND	6,600	890
Benzo(k)fluoranthene	ND	6,600	940
Benzo(a)pyrene	ND	6,600	870
Indeno(1,2,3-cd)pyrene	ND	6,600	880
Dibenz(a,h)anthracene	ND	6,600	930
Benzo(g,h,i)perylene	ND	6,600	1,000

Surrogate	%REC	Limits
2-Fluorophenol	DO	40-127
Phenol-d5	DO	43-128
2,4,6-Tribromophenol	DO	31-120
Nitrobenzene-d5	DO	46-120
2-Fluorobiphenyl	DO	40-120
Terphenyl-d14	DO	56-120

DO= Diluted Out
 ND= Not Detected at or above MDL
 RL= Reporting Limit
 MDL= Method Detection Limit

Semivolatile Organics by GC/MS			
Lab #:	304731	Location:	Vallco Cupertino, CA
Client:	WSP	Prep:	EPA 3550C
Project#:	VALLCO	Analysis:	EPA 8270C
Field ID:	S-3-(5)	Batch#:	265189
Lab ID:	304731-012	Sampled:	10/30/18
Matrix:	Soil	Received:	11/01/18
Units:	ug/Kg	Prepared:	11/05/18
Basis:	as received	Analyzed:	11/13/18
Diln Fac:	1.000		

Analyte	Result	RL	MDL
N-Nitrosodimethylamine	ND	330	47
Pyridine	ND	330	22
Phenol	ND	330	10
bis(2-Chloroethyl)ether	ND	330	60
2-Chlorophenol	ND	330	10
1,3-Dichlorobenzene	ND	330	57
1,4-Dichlorobenzene	ND	330	10
Benzyl alcohol	ND	330	11
1,2-Dichlorobenzene	ND	330	10
2-Methylphenol	ND	330	14
bis(2-Chloroisopropyl) ether	ND	330	10
4-Methylphenol	ND	330	10
N-Nitroso-di-n-propylamine	ND	330	10
Hexachloroethane	ND	330	10
Nitrobenzene	ND	330	11
Isophorone	ND	330	10
2-Nitrophenol	ND	670	10
2,4-Dimethylphenol	ND	330	14
Benzoic acid	ND	1,700	440
bis(2-Chloroethoxy)methane	ND	330	10
2,4-Dichlorophenol	ND	330	10
1,2,4-Trichlorobenzene	ND	330	10
Naphthalene	ND	67	10
4-Chloroaniline	ND	330	9.4
Hexachlorobutadiene	ND	330	8.9
4-Chloro-3-methylphenol	ND	330	8.4
2-Methylnaphthalene	ND	67	10
Hexachlorocyclopentadiene	ND	670	75
2,4,6-Trichlorophenol	ND	330	13
2,4,5-Trichlorophenol	ND	330	8.4
2-Chloronaphthalene	ND	330	9.0
2-Nitroaniline	ND	670	11
Dimethylphthalate	ND	330	10
Acenaphthylene	ND	67	9.0
2,6-Dinitrotoluene	ND	330	9.0
3-Nitroaniline	ND	670	42
Acenaphthene	ND	67	10
2,4-Dinitrophenol	ND	670	150
4-Nitrophenol	ND	670	72
Dibenzofuran	ND	330	10
2,4-Dinitrotoluene	ND	330	9.7
Diethylphthalate	ND	330	11
Fluorene	ND	67	9.9
4-Chlorophenyl-phenylether	ND	330	9.7
4-Nitroaniline	ND	670	42
4,6-Dinitro-2-methylphenol	ND	670	77
N-Nitrosodiphenylamine	ND	330	11
Azobenzene	ND	330	8.6
4-Bromophenyl-phenylether	ND	330	11
Hexachlorobenzene	ND	330	11
Pentachlorophenol	ND	670	130
Phenanthrene	ND	67	11

ND= Not Detected at or above MDL

RL= Reporting Limit

MDL= Method Detection Limit

Semivolatile Organics by GC/MS

Lab #:	304731	Location:	Vallco Cupertino, CA
Client:	WSP	Prep:	EPA 3550C
Project#:	VALLCO	Analysis:	EPA 8270C
Field ID:	S-3-(5)	Batch#:	265189
Lab ID:	304731-012	Sampled:	10/30/18
Matrix:	Soil	Received:	11/01/18
Units:	ug/Kg	Prepared:	11/05/18
Basis:	as received	Analyzed:	11/13/18
Diln Fac:	1.000		

Analyte	Result	RL	MDL
Anthracene	ND	67	11
Di-n-butylphthalate	ND	330	12
Fluoranthene	ND	67	10
Pyrene	ND	67	11
Butylbenzylphthalate	ND	330	10
3,3'-Dichlorobenzidine	ND	670	22
Benzo(a)anthracene	ND	67	10
Chrysene	ND	67	11
bis(2-Ethylhexyl)phthalate	ND	330	13
Di-n-octylphthalate	ND	330	10
Benzo(b)fluoranthene	ND	67	9.0
Benzo(k)fluoranthene	ND	67	9.5
Benzo(a)pyrene	ND	67	8.8
Indeno(1,2,3-cd)pyrene	ND	67	8.9
Dibenz(a,h)anthracene	ND	67	9.4
Benzo(g,h,i)perylene	ND	67	10

Surrogate	%REC	Limits
2-Fluorophenol	54	40-127
Phenol-d5	56	43-128
2,4,6-Tribromophenol	44	31-120
Nitrobenzene-d5	50	46-120
2-Fluorobiphenyl	62	40-120
Terphenyl-d14	66	56-120

ND= Not Detected at or above MDL
 RL= Reporting Limit
 MDL= Method Detection Limit

Semivolatile Organics by GC/MS			
Lab #:	304731	Location:	Vallco Cupertino, CA
Client:	WSP	Prep:	EPA 3550C
Project#:	VALLCO	Analysis:	EPA 8270C
Field ID:	S-4-(1)	Batch#:	265189
Lab ID:	304731-016	Sampled:	10/30/18
Matrix:	Soil	Received:	11/01/18
Units:	ug/Kg	Prepared:	11/05/18
Basis:	as received	Analyzed:	11/13/18
Diln Fac:	10.00		

Analyte	Result	RL	MDL
N-Nitrosodimethylamine	ND	3,300	470
Pyridine	ND	3,300	220
Phenol	ND	3,300	100
bis(2-Chloroethyl)ether	ND	3,300	600
2-Chlorophenol	ND	3,300	100
1,3-Dichlorobenzene	ND	3,300	570
1,4-Dichlorobenzene	ND	3,300	100
Benzyl alcohol	ND	3,300	110
1,2-Dichlorobenzene	ND	3,300	100
2-Methylphenol	ND	3,300	140
bis(2-Chloroisopropyl) ether	ND	3,300	100
4-Methylphenol	ND	3,300	100
N-Nitroso-di-n-propylamine	ND	3,300	100
Hexachloroethane	ND	3,300	100
Nitrobenzene	ND	3,300	110
Isophorone	ND	3,300	100
2-Nitrophenol	ND	6,700	100
2,4-Dimethylphenol	ND	3,300	140
Benzoic acid	ND	17,000	4,400
bis(2-Chloroethoxy)methane	ND	3,300	100
2,4-Dichlorophenol	ND	3,300	100
1,2,4-Trichlorobenzene	ND	3,300	100
Naphthalene	ND	670	100
4-Chloroaniline	ND	3,300	94
Hexachlorobutadiene	ND	3,300	89
4-Chloro-3-methylphenol	ND	3,300	84
2-Methylnaphthalene	ND	670	100
Hexachlorocyclopentadiene	ND	6,700	750
2,4,6-Trichlorophenol	ND	3,300	130
2,4,5-Trichlorophenol	ND	3,300	84
2-Chloronaphthalene	ND	3,300	90
2-Nitroaniline	ND	6,700	110
Dimethylphthalate	ND	3,300	100
Acenaphthylene	ND	670	90
2,6-Dinitrotoluene	ND	3,300	90
3-Nitroaniline	ND	6,700	420
Acenaphthene	ND	670	100
2,4-Dinitrophenol	ND	6,700	1,500
4-Nitrophenol	ND	6,700	720
Dibenzofuran	ND	3,300	100
2,4-Dinitrotoluene	ND	3,300	97
Diethylphthalate	ND	3,300	110
Fluorene	ND	670	99
4-Chlorophenyl-phenylether	ND	3,300	97
4-Nitroaniline	ND	6,700	420
4,6-Dinitro-2-methylphenol	ND	6,700	770
N-Nitrosodiphenylamine	ND	3,300	110
Azobenzene	ND	3,300	86
4-Bromophenyl-phenylether	ND	3,300	110
Hexachlorobenzene	ND	3,300	110
Pentachlorophenol	ND	6,700	1,300

DO= Diluted Out
 ND= Not Detected at or above MDL
 RL= Reporting Limit
 MDL= Method Detection Limit

Semivolatile Organics by GC/MS

Lab #:	304731	Location:	Vallco Cupertino, CA
Client:	WSP	Prep:	EPA 3550C
Project#:	VALLCO	Analysis:	EPA 8270C
Field ID:	S-4-(1)	Batch#:	265189
Lab ID:	304731-016	Sampled:	10/30/18
Matrix:	Soil	Received:	11/01/18
Units:	ug/Kg	Prepared:	11/05/18
Basis:	as received	Analyzed:	11/13/18
Diln Fac:	10.00		

Analyte	Result	RL	MDL
Phenanthrene	ND	670	110
Anthracene	ND	670	110
Di-n-butylphthalate	ND	3,300	120
Fluoranthene	ND	670	100
Pyrene	ND	670	110
Butylbenzylphthalate	ND	3,300	100
3,3'-Dichlorobenzidine	ND	6,700	220
Benzo(a)anthracene	ND	670	100
Chrysene	ND	670	110
bis(2-Ethylhexyl)phthalate	ND	3,300	130
Di-n-octylphthalate	ND	3,300	100
Benzo(b)fluoranthene	ND	670	90
Benzo(k)fluoranthene	ND	670	95
Benzo(a)pyrene	ND	670	88
Indeno(1,2,3-cd)pyrene	ND	670	89
Dibenz(a,h)anthracene	ND	670	94
Benzo(g,h,i)perylene	ND	670	100

Surrogate	%REC	Limits
2-Fluorophenol	DO	40-127
Phenol-d5	DO	43-128
2,4,6-Tribromophenol	DO	31-120
Nitrobenzene-d5	DO	46-120
2-Fluorobiphenyl	DO	40-120
Terphenyl-d14	DO	56-120

DO= Diluted Out
 ND= Not Detected at or above MDL
 RL= Reporting Limit
 MDL= Method Detection Limit

Semivolatile Organics by GC/MS			
Lab #:	304731	Location:	Vallco Cupertino, CA
Client:	WSP	Prep:	EPA 3550C
Project#:	VALLCO	Analysis:	EPA 8270C
Field ID:	S-4-(5)	Batch#:	265189
Lab ID:	304731-017	Sampled:	10/30/18
Matrix:	Soil	Received:	11/01/18
Units:	ug/Kg	Prepared:	11/05/18
Basis:	as received	Analyzed:	11/13/18
Diln Fac:	10.00		

Analyte	Result	RL	MDL
N-Nitrosodimethylamine	ND	3,300	470
Pyridine	ND	3,300	220
Phenol	ND	3,300	99
bis(2-Chloroethyl)ether	ND	3,300	590
2-Chlorophenol	ND	3,300	99
1,3-Dichlorobenzene	ND	3,300	560
1,4-Dichlorobenzene	ND	3,300	99
Benzyl alcohol	ND	3,300	110
1,2-Dichlorobenzene	ND	3,300	99
2-Methylphenol	ND	3,300	140
bis(2-Chloroisopropyl) ether	ND	3,300	99
4-Methylphenol	ND	3,300	99
N-Nitroso-di-n-propylamine	ND	3,300	99
Hexachloroethane	ND	3,300	99
Nitrobenzene	ND	3,300	110
Isophorone	ND	3,300	99
2-Nitrophenol	ND	6,600	99
2,4-Dimethylphenol	ND	3,300	140
Benzoic acid	ND	17,000	4,300
bis(2-Chloroethoxy)methane	ND	3,300	99
2,4-Dichlorophenol	ND	3,300	99
1,2,4-Trichlorobenzene	ND	3,300	99
Naphthalene	ND	660	99
4-Chloroaniline	ND	3,300	93
Hexachlorobutadiene	ND	3,300	88
4-Chloro-3-methylphenol	ND	3,300	83
2-Methylnaphthalene	ND	660	99
Hexachlorocyclopentadiene	ND	6,600	740
2,4,6-Trichlorophenol	ND	3,300	120
2,4,5-Trichlorophenol	ND	3,300	83
2-Chloronaphthalene	ND	3,300	89
2-Nitroaniline	ND	6,600	110
Dimethylphthalate	ND	3,300	99
Acenaphthylene	ND	660	89
2,6-Dinitrotoluene	ND	3,300	89
3-Nitroaniline	ND	6,600	420
Acenaphthene	ND	660	99
2,4-Dinitrophenol	ND	6,600	1,500
4-Nitrophenol	ND	6,600	710
Dibenzofuran	ND	3,300	100
2,4-Dinitrotoluene	ND	3,300	95
Diethylphthalate	ND	3,300	110
Fluorene	ND	660	98
4-Chlorophenyl-phenylether	ND	3,300	96
4-Nitroaniline	ND	6,600	420
4,6-Dinitro-2-methylphenol	ND	6,600	760
N-Nitrosodiphenylamine	ND	3,300	100
Azobenzene	ND	3,300	85
4-Bromophenyl-phenylether	ND	3,300	100
Hexachlorobenzene	ND	3,300	110
Pentachlorophenol	ND	6,600	1,300

DO= Diluted Out
 ND= Not Detected at or above MDL
 RL= Reporting Limit
 MDL= Method Detection Limit

Semivolatile Organics by GC/MS			
Lab #:	304731	Location:	Vallco Cupertino, CA
Client:	WSP	Prep:	EPA 3550C
Project#:	VALLCO	Analysis:	EPA 8270C
Field ID:	S-4-(5)	Batch#:	265189
Lab ID:	304731-017	Sampled:	10/30/18
Matrix:	Soil	Received:	11/01/18
Units:	ug/Kg	Prepared:	11/05/18
Basis:	as received	Analyzed:	11/13/18
Diln Fac:	10.00		

Analyte	Result	RL	MDL
Phenanthrene	ND	660	100
Anthracene	ND	660	110
Di-n-butylphthalate	ND	3,300	120
Fluoranthene	ND	660	100
Pyrene	ND	660	110
Butylbenzylphthalate	ND	3,300	99
3,3'-Dichlorobenzidine	ND	6,600	220
Benzo(a)anthracene	ND	660	100
Chrysene	ND	660	110
bis(2-Ethylhexyl)phthalate	ND	3,300	130
Di-n-octylphthalate	ND	3,300	99
Benzo(b)fluoranthene	ND	660	89
Benzo(k)fluoranthene	ND	660	94
Benzo(a)pyrene	ND	660	87
Indeno(1,2,3-cd)pyrene	ND	660	87
Dibenz(a,h)anthracene	ND	660	92
Benzo(g,h,i)perylene	ND	660	100

Surrogate	%REC	Limits
2-Fluorophenol	DO	40-127
Phenol-d5	DO	43-128
2,4,6-Tribromophenol	DO	31-120
Nitrobenzene-d5	DO	46-120
2-Fluorobiphenyl	DO	40-120
Terphenyl-d14	DO	56-120

DO= Diluted Out
 ND= Not Detected at or above MDL
 RL= Reporting Limit
 MDL= Method Detection Limit

Semivolatile Organics by GC/MS			
Lab #:	304731	Location:	Vallco Cupertino, CA
Client:	WSP	Prep:	EPA 3550C
Project#:	VALLCO	Analysis:	EPA 8270C
Field ID:	S-5-(1)	Batch#:	265189
Lab ID:	304731-021	Sampled:	10/30/18
Matrix:	Soil	Received:	11/01/18
Units:	ug/Kg	Prepared:	11/05/18
Basis:	as received	Analyzed:	11/16/18
Diln Fac:	1.000		

Analyte	Result	RL	MDL
N-Nitrosodimethylamine	ND	330	42
Pyridine	ND	330	22
Phenol	ND	330	15
bis(2-Chloroethyl)ether	ND	330	22
2-Chlorophenol	ND	330	14
1,3-Dichlorobenzene	ND	330	42
1,4-Dichlorobenzene	ND	330	42
Benzyl alcohol	ND	330	16
1,2-Dichlorobenzene	ND	330	22
2-Methylphenol	ND	330	14
bis(2-Chloroisopropyl) ether	ND	330	16
4-Methylphenol	ND	330	16
N-Nitroso-di-n-propylamine	ND	330	15
Hexachloroethane	ND	330	75
Nitrobenzene	ND	330	22
Isophorone	ND	330	10
2-Nitrophenol	ND	660	39
2,4-Dimethylphenol	ND	330	19
Benzoic acid	ND	1,700	380
bis(2-Chloroethoxy)methane	ND	330	10
2,4-Dichlorophenol	ND	330	9.3
1,2,4-Trichlorobenzene	ND	330	22
Naphthalene	ND	66	13
4-Chloroaniline	ND	330	22
Hexachlorobutadiene	ND	330	22
4-Chloro-3-methylphenol	ND	330	8.6
2-Methylnaphthalene	ND	66	9.9
Hexachlorocyclopentadiene	ND	660	76
2,4,6-Trichlorophenol	ND	330	11
2,4,5-Trichlorophenol	ND	330	9.1
2-Chloronaphthalene	ND	330	8.4
2-Nitroaniline	ND	660	34
Dimethylphthalate	ND	330	8.4
Acenaphthylene	ND	66	8.4
2,6-Dinitrotoluene	ND	330	34
3-Nitroaniline	ND	660	42
Acenaphthene	ND	66	8.4
2,4-Dinitrophenol	ND	660	150
4-Nitrophenol	ND	660	75
Dibenzofuran	ND	330	8.4
2,4-Dinitrotoluene	ND	330	8.3
Diethylphthalate	ND	330	8.4
Fluorene	ND	66	8.4
4-Chlorophenyl-phenylether	ND	330	8.4
4-Nitroaniline	ND	660	42
4,6-Dinitro-2-methylphenol	ND	660	42
N-Nitrosodiphenylamine	ND	330	8.4
Azobenzene	ND	330	8.4
4-Bromophenyl-phenylether	ND	330	8.4
Hexachlorobenzene	ND	330	8.4
Pentachlorophenol	ND	660	100

J= Estimated value
 ND= Not Detected at or above MDL
 RL= Reporting Limit
 MDL= Method Detection Limit

Semivolatile Organics by GC/MS			
Lab #:	304731	Location:	Vallco Cupertino, CA
Client:	WSP	Prep:	EPA 3550C
Project#:	VALLCO	Analysis:	EPA 8270C
Field ID:	S-5-(1)	Batch#:	265189
Lab ID:	304731-021	Sampled:	10/30/18
Matrix:	Soil	Received:	11/01/18
Units:	ug/Kg	Prepared:	11/05/18
Basis:	as received	Analyzed:	11/16/18
Diln Fac:	1.000		

Analyte	Result	RL	MDL
Phenanthrene	ND	66	8.4
Anthracene	ND	66	9.0
Di-n-butylphthalate	ND	330	9.5
Fluoranthene	ND	66	9.3
Pyrene	ND	66	8.4
Butylbenzylphthalate	ND	330	9.6
3,3'-Dichlorobenzidine	ND	660	79
Benzo(a)anthracene	ND	66	8.4
Chrysene	ND	66	8.4
bis(2-Ethylhexyl)phthalate	9.0 J	330	8.5
Di-n-octylphthalate	ND	330	34
Benzo(b)fluoranthene	ND	66	8.4
Benzo(k)fluoranthene	ND	66	8.4
Benzo(a)pyrene	ND	66	8.4
Indeno(1,2,3-cd)pyrene	ND	66	8.4
Dibenz(a,h)anthracene	ND	66	8.4
Benzo(g,h,i)perylene	ND	66	8.4

Surrogate	%REC	Limits
2-Fluorophenol	43	40-127
Phenol-d5	62	43-128
2,4,6-Tribromophenol	32	31-120
Nitrobenzene-d5	52	46-120
2-Fluorobiphenyl	49	40-120
Terphenyl-d14	96	56-120

J= Estimated value
 ND= Not Detected at or above MDL
 RL= Reporting Limit
 MDL= Method Detection Limit

Semivolatile Organics by GC/MS			
Lab #:	304731	Location:	Vallco Cupertino, CA
Client:	WSP	Prep:	EPA 3550C
Project#:	VALLCO	Analysis:	EPA 8270C
Field ID:	S-5-(5)	Batch#:	265189
Lab ID:	304731-022	Sampled:	10/30/18
Matrix:	Soil	Received:	11/01/18
Units:	ug/Kg	Prepared:	11/05/18
Basis:	as received	Analyzed:	11/13/18
Diln Fac:	1.000		

Analyte	Result	RL	MDL
N-Nitrosodimethylamine	ND	340	47
Pyridine	ND	340	22
Phenol	ND	340	10
bis(2-Chloroethyl)ether	ND	340	60
2-Chlorophenol	ND	340	10
1,3-Dichlorobenzene	ND	340	57
1,4-Dichlorobenzene	ND	340	10
Benzyl alcohol	ND	340	11
1,2-Dichlorobenzene	ND	340	10
2-Methylphenol	ND	340	14
bis(2-Chloroisopropyl) ether	ND	340	10
4-Methylphenol	ND	340	10
N-Nitroso-di-n-propylamine	ND	340	10
Hexachloroethane	ND	340	10
Nitrobenzene	ND	340	11
Isophorone	ND	340	10
2-Nitrophenol	ND	670	10
2,4-Dimethylphenol	ND	340	14
Benzoic acid	ND	1,700	440
bis(2-Chloroethoxy)methane	ND	340	10
2,4-Dichlorophenol	ND	340	10
1,2,4-Trichlorobenzene	ND	340	10
Naphthalene	ND	67	10
4-Chloroaniline	ND	340	9.5
Hexachlorobutadiene	ND	340	8.9
4-Chloro-3-methylphenol	ND	340	8.4
2-Methylnaphthalene	ND	67	10
Hexachlorocyclopentadiene	ND	670	75
2,4,6-Trichlorophenol	ND	340	13
2,4,5-Trichlorophenol	ND	340	8.4
2-Chloronaphthalene	ND	340	9.0
2-Nitroaniline	ND	670	11
Dimethylphthalate	ND	340	10
Acenaphthylene	ND	67	9.0
2,6-Dinitrotoluene	ND	340	9.0
3-Nitroaniline	ND	670	42
Acenaphthene	ND	67	10
2,4-Dinitrophenol	ND	670	150
4-Nitrophenol	ND	670	72
Dibenzofuran	ND	340	10
2,4-Dinitrotoluene	ND	340	9.7
Diethylphthalate	ND	340	11
Fluorene	ND	67	9.9
4-Chlorophenyl-phenylether	ND	340	9.7
4-Nitroaniline	ND	670	42
4,6-Dinitro-2-methylphenol	ND	670	77
N-Nitrosodiphenylamine	ND	340	11
Azobenzene	ND	340	8.6
4-Bromophenyl-phenylether	ND	340	11
Hexachlorobenzene	ND	340	11
Pentachlorophenol	ND	670	130
Phenanthrene	ND	67	11

ND= Not Detected at or above MDL
 RL= Reporting Limit
 MDL= Method Detection Limit

Semivolatile Organics by GC/MS

Lab #:	304731	Location:	Vallco Cupertino, CA
Client:	WSP	Prep:	EPA 3550C
Project#:	VALLCO	Analysis:	EPA 8270C
Field ID:	S-5-(5)	Batch#:	265189
Lab ID:	304731-022	Sampled:	10/30/18
Matrix:	Soil	Received:	11/01/18
Units:	ug/Kg	Prepared:	11/05/18
Basis:	as received	Analyzed:	11/13/18
Diln Fac:	1.000		

Analyte	Result	RL	MDL
Anthracene	ND	67	11
Di-n-butylphthalate	ND	340	12
Fluoranthene	ND	67	10
Pyrene	ND	67	11
Butylbenzylphthalate	ND	340	10
3,3'-Dichlorobenzidine	ND	670	22
Benzo(a)anthracene	ND	67	10
Chrysene	ND	67	11
bis(2-Ethylhexyl)phthalate	ND	340	13
Di-n-octylphthalate	ND	340	10
Benzo(b)fluoranthene	ND	67	9.0
Benzo(k)fluoranthene	ND	67	9.6
Benzo(a)pyrene	ND	67	8.8
Indeno(1,2,3-cd)pyrene	ND	67	8.9
Dibenz(a,h)anthracene	ND	67	9.4
Benzo(g,h,i)perylene	ND	67	10

Surrogate	%REC	Limits
2-Fluorophenol	64	40-127
Phenol-d5	66	43-128
2,4,6-Tribromophenol	60	31-120
Nitrobenzene-d5	57	46-120
2-Fluorobiphenyl	66	40-120
Terphenyl-d14	75	56-120

ND= Not Detected at or above MDL
 RL= Reporting Limit
 MDL= Method Detection Limit

Semivolatile Organics by GC/MS			
Lab #:	304731	Location:	Vallco Cupertino, CA
Client:	WSP	Prep:	EPA 3550C
Project#:	VALLCO	Analysis:	EPA 8270C
Field ID:	S-6-(1)	Batch#:	265278
Lab ID:	304731-026	Sampled:	10/30/18
Matrix:	Soil	Received:	11/01/18
Units:	ug/Kg	Prepared:	11/07/18
Basis:	as received	Analyzed:	11/14/18
Diln Fac:	25.00		

Analyte	Result	RL	MDL
N-Nitrosodimethylamine	ND	8,300	1,200
Pyridine	ND	8,300	550
Phenol	ND	8,300	250
bis(2-Chloroethyl)ether	ND	8,300	1,500
2-Chlorophenol	ND	8,300	250
1,3-Dichlorobenzene	ND	8,300	1,400
1,4-Dichlorobenzene	ND	8,300	250
Benzyl alcohol	ND	8,300	270
1,2-Dichlorobenzene	ND	8,300	250
2-Methylphenol	ND	8,300	340
bis(2-Chloroisopropyl) ether	ND	8,300	250
4-Methylphenol	ND	8,300	250
N-Nitroso-di-n-propylamine	ND	8,300	250
Hexachloroethane	ND	8,300	250
Nitrobenzene	ND	8,300	270
Isophorone	ND	8,300	250
2-Nitrophenol	ND	17,000	250
2,4-Dimethylphenol	ND	8,300	350
Benzoic acid	ND	41,000	11,000
bis(2-Chloroethoxy)methane	ND	8,300	250
2,4-Dichlorophenol	ND	8,300	250
1,2,4-Trichlorobenzene	ND	8,300	250
Naphthalene	ND	1,700	250
4-Chloroaniline	ND	8,300	230
Hexachlorobutadiene	ND	8,300	220
4-Chloro-3-methylphenol	ND	8,300	210
2-Methylnaphthalene	ND	1,700	250
Hexachlorocyclopentadiene	ND	17,000	1,900
2,4,6-Trichlorophenol	ND	8,300	310
2,4,5-Trichlorophenol	ND	8,300	210
2-Chloronaphthalene	ND	8,300	220
2-Nitroaniline	ND	17,000	270
Dimethylphthalate	ND	8,300	250
Acenaphthylene	ND	1,700	220
2,6-Dinitrotoluene	ND	8,300	220
3-Nitroaniline	ND	17,000	1,000
Acenaphthene	ND	1,700	250
2,4-Dinitrophenol	ND	17,000	3,700
4-Nitrophenol	ND	17,000	1,800
Dibenzofuran	ND	8,300	260
2,4-Dinitrotoluene	ND	8,300	240
Diethylphthalate	ND	8,300	280
Fluorene	ND	1,700	250
4-Chlorophenyl-phenylether	ND	8,300	240
4-Nitroaniline	ND	17,000	1,000
4,6-Dinitro-2-methylphenol	ND	17,000	1,900
N-Nitrosodiphenylamine	ND	8,300	260
Azobenzene	ND	8,300	210
4-Bromophenyl-phenylether	ND	8,300	260
Hexachlorobenzene	ND	8,300	270
Pentachlorophenol	ND	17,000	3,200

DO= Diluted Out
 ND= Not Detected at or above MDL
 RL= Reporting Limit
 MDL= Method Detection Limit

Semivolatile Organics by GC/MS			
Lab #:	304731	Location:	Vallco Cupertino, CA
Client:	WSP	Prep:	EPA 3550C
Project#:	VALLCO	Analysis:	EPA 8270C
Field ID:	S-6-(1)	Batch#:	265278
Lab ID:	304731-026	Sampled:	10/30/18
Matrix:	Soil	Received:	11/01/18
Units:	ug/Kg	Prepared:	11/07/18
Basis:	as received	Analyzed:	11/14/18
Diln Fac:	25.00		

Analyte	Result	RL	MDL
Phenanthrene	ND	1,700	260
Anthracene	ND	1,700	280
Di-n-butylphthalate	ND	8,300	300
Fluoranthene	ND	1,700	260
Pyrene	ND	1,700	270
Butylbenzylphthalate	ND	8,300	250
3,3'-Dichlorobenzidine	ND	17,000	550
Benzo(a)anthracene	ND	1,700	250
Chrysene	ND	1,700	280
bis(2-Ethylhexyl)phthalate	ND	8,300	330
Di-n-octylphthalate	ND	8,300	250
Benzo(b)fluoranthene	ND	1,700	220
Benzo(k)fluoranthene	ND	1,700	240
Benzo(a)pyrene	ND	1,700	220
Indeno(1,2,3-cd)pyrene	ND	1,700	220
Dibenz(a,h)anthracene	ND	1,700	230
Benzo(g,h,i)perylene	ND	1,700	250

Surrogate	%REC	Limits
2-Fluorophenol	DO	40-127
Phenol-d5	DO	43-128
2,4,6-Tribromophenol	DO	31-120
Nitrobenzene-d5	DO	46-120
2-Fluorobiphenyl	DO	40-120
Terphenyl-d14	DO	56-120

DO= Diluted Out
 ND= Not Detected at or above MDL
 RL= Reporting Limit
 MDL= Method Detection Limit

Semivolatile Organics by GC/MS			
Lab #:	304731	Location:	Vallco Cupertino, CA
Client:	WSP	Prep:	EPA 3550C
Project#:	VALLCO	Analysis:	EPA 8270C
Field ID:	S-6-(5)	Batch#:	265278
Lab ID:	304731-027	Sampled:	10/30/18
Matrix:	Soil	Received:	11/01/18
Units:	ug/Kg	Prepared:	11/07/18
Basis:	as received	Analyzed:	11/14/18
Diln Fac:	2.000		

Analyte	Result	RL	MDL
N-Nitrosodimethylamine	ND	670	94
Pyridine	ND	670	44
Phenol	ND	670	20
bis(2-Chloroethyl)ether	ND	670	120
2-Chlorophenol	ND	670	20
1,3-Dichlorobenzene	ND	670	110
1,4-Dichlorobenzene	ND	670	20
Benzyl alcohol	ND	670	22
1,2-Dichlorobenzene	ND	670	20
2-Methylphenol	ND	670	27
bis(2-Chloroisopropyl) ether	ND	670	20
4-Methylphenol	ND	670	20
N-Nitroso-di-n-propylamine	ND	670	20
Hexachloroethane	ND	670	20
Nitrobenzene	ND	670	22
Isophorone	ND	670	20
2-Nitrophenol	ND	1,300	20
2,4-Dimethylphenol	ND	670	28
Benzoic acid	ND	3,300	870
bis(2-Chloroethoxy)methane	ND	670	20
2,4-Dichlorophenol	ND	670	20
1,2,4-Trichlorobenzene	ND	670	20
Naphthalene	ND	130	20
4-Chloroaniline	ND	670	19
Hexachlorobutadiene	ND	670	18
4-Chloro-3-methylphenol	ND	670	17
2-Methylnaphthalene	ND	130	20
Hexachlorocyclopentadiene	ND	1,300	150
2,4,6-Trichlorophenol	ND	670	25
2,4,5-Trichlorophenol	ND	670	17
2-Chloronaphthalene	ND	670	18
2-Nitroaniline	ND	1,300	22
Dimethylphthalate	ND	670	20
Acenaphthylene	ND	130	18
2,6-Dinitrotoluene	ND	670	18
3-Nitroaniline	ND	1,300	84
Acenaphthene	ND	130	20
2,4-Dinitrophenol	ND	1,300	300
4-Nitrophenol	ND	1,300	140
Dibenzofuran	ND	670	21
2,4-Dinitrotoluene	ND	670	19
Diethylphthalate	ND	670	23
Fluorene	ND	130	20
4-Chlorophenyl-phenylether	ND	670	19
4-Nitroaniline	ND	1,300	84
4,6-Dinitro-2-methylphenol	ND	1,300	150
N-Nitrosodiphenylamine	ND	670	21
Azobenzene	ND	670	17
4-Bromophenyl-phenylether	ND	670	21
Hexachlorobenzene	ND	670	21
Pentachlorophenol	ND	1,300	260
Phenanthrene	ND	130	21

ND= Not Detected at or above MDL

RL= Reporting Limit

MDL= Method Detection Limit

Semivolatile Organics by GC/MS

Lab #:	304731	Location:	Vallco Cupertino, CA
Client:	WSP	Prep:	EPA 3550C
Project#:	VALLCO	Analysis:	EPA 8270C
Field ID:	S-6-(5)	Batch#:	265278
Lab ID:	304731-027	Sampled:	10/30/18
Matrix:	Soil	Received:	11/01/18
Units:	ug/Kg	Prepared:	11/07/18
Basis:	as received	Analyzed:	11/14/18
Diln Fac:	2.000		

Analyte	Result	RL	MDL
Anthracene	ND	130	23
Di-n-butylphthalate	ND	670	24
Fluoranthene	ND	130	21
Pyrene	ND	130	22
Butylbenzylphthalate	ND	670	20
3,3'-Dichlorobenzidine	ND	1,300	44
Benzo(a)anthracene	ND	130	20
Chrysene	ND	130	23
bis(2-Ethylhexyl)phthalate	ND	670	26
Di-n-octylphthalate	ND	670	20
Benzo(b)fluoranthene	ND	130	18
Benzo(k)fluoranthene	ND	130	19
Benzo(a)pyrene	ND	130	18
Indeno(1,2,3-cd)pyrene	ND	130	18
Dibenz(a,h)anthracene	ND	130	19
Benzo(g,h,i)perylene	ND	130	20

Surrogate	%REC	Limits
2-Fluorophenol	54	40-127
Phenol-d5	60	43-128
2,4,6-Tribromophenol	53	31-120
Nitrobenzene-d5	48	46-120
2-Fluorobiphenyl	59	40-120
Terphenyl-d14	83	56-120

ND= Not Detected at or above MDL
 RL= Reporting Limit
 MDL= Method Detection Limit

Semivolatile Organics by GC/MS			
Lab #:	304731	Location:	Vallco Cupertino, CA
Client:	WSP	Prep:	EPA 3550C
Project#:	VALLCO	Analysis:	EPA 8270C
Field ID:	S-7-(2)	Batch#:	265278
Lab ID:	304731-033	Sampled:	10/30/18
Matrix:	Soil	Received:	11/01/18
Units:	ug/Kg	Prepared:	11/07/18
Basis:	as received	Analyzed:	11/15/18
Diln Fac:	5.000		

Analyte	Result	RL	MDL
N-Nitrosodimethylamine	ND	1,700	240
Pyridine	ND	1,700	110
Phenol	ND	1,700	50
bis(2-Chloroethyl)ether	ND	1,700	300
2-Chlorophenol	ND	1,700	50
1,3-Dichlorobenzene	ND	1,700	290
1,4-Dichlorobenzene	ND	1,700	50
Benzyl alcohol	ND	1,700	55
1,2-Dichlorobenzene	ND	1,700	50
2-Methylphenol	ND	1,700	69
bis(2-Chloroisopropyl) ether	ND	1,700	50
4-Methylphenol	ND	1,700	50
N-Nitroso-di-n-propylamine	ND	1,700	50
Hexachloroethane	ND	1,700	50
Nitrobenzene	ND	1,700	55
Isophorone	ND	1,700	50
2-Nitrophenol	ND	3,400	50
2,4-Dimethylphenol	ND	1,700	70
Benzoic acid	ND	8,400	2,200
bis(2-Chloroethoxy)methane	ND	1,700	50
2,4-Dichlorophenol	ND	1,700	50
1,2,4-Trichlorobenzene	ND	1,700	50
Naphthalene	150 J	340	50
4-Chloroaniline	ND	1,700	47
Hexachlorobutadiene	ND	1,700	45
4-Chloro-3-methylphenol	ND	1,700	42
2-Methylnaphthalene	590	340	50
Hexachlorocyclopentadiene	ND	3,400	380
2,4,6-Trichlorophenol	ND	1,700	63
2,4,5-Trichlorophenol	ND	1,700	42
2-Chloronaphthalene	ND	1,700	45
2-Nitroaniline	ND	3,400	54
Dimethylphthalate	ND	1,700	50
Acenaphthylene	ND	340	45
2,6-Dinitrotoluene	ND	1,700	45
3-Nitroaniline	ND	3,400	210
Acenaphthene	ND	340	50
2,4-Dinitrophenol	ND	3,400	760
4-Nitrophenol	ND	3,400	360
Dibenzofuran	ND	1,700	52
2,4-Dinitrotoluene	ND	1,700	48
Diethylphthalate	ND	1,700	57
Fluorene	ND	340	50
4-Chlorophenyl-phenylether	ND	1,700	49
4-Nitroaniline	ND	3,400	210
4,6-Dinitro-2-methylphenol	ND	3,400	390
N-Nitrosodiphenylamine	ND	1,700	53
Azobenzene	ND	1,700	43
4-Bromophenyl-phenylether	ND	1,700	53
Hexachlorobenzene	ND	1,700	54
Pentachlorophenol	ND	3,400	640

J= Estimated value
 ND= Not Detected at or above MDL
 RL= Reporting Limit
 MDL= Method Detection Limit

Semivolatile Organics by GC/MS			
Lab #:	304731	Location:	Vallco Cupertino, CA
Client:	WSP	Prep:	EPA 3550C
Project#:	VALLCO	Analysis:	EPA 8270C
Field ID:	S-7-(2)	Batch#:	265278
Lab ID:	304731-033	Sampled:	10/30/18
Matrix:	Soil	Received:	11/01/18
Units:	ug/Kg	Prepared:	11/07/18
Basis:	as received	Analyzed:	11/15/18
Diln Fac:	5.000		

Analyte	Result	RL	MDL
Phenanthrene	ND	340	53
Anthracene	ND	340	57
Di-n-butylphthalate	ND	1,700	61
Fluoranthene	ND	340	52
Pyrene	ND	340	55
Butylbenzylphthalate	ND	1,700	51
3,3'-Dichlorobenzidine	ND	3,400	110
Benzo(a)anthracene	ND	340	52
Chrysene	ND	340	57
bis(2-Ethylhexyl)phthalate	ND	1,700	66
Di-n-octylphthalate	ND	1,700	50
Benzo(b)fluoranthene	ND	340	45
Benzo(k)fluoranthene	ND	340	48
Benzo(a)pyrene	ND	340	44
Indeno(1,2,3-cd)pyrene	ND	340	44
Dibenz(a,h)anthracene	ND	340	47
Benzo(g,h,i)perylene	ND	340	51

Surrogate	%REC	Limits
2-Fluorophenol	58	40-127
Phenol-d5	59	43-128
2,4,6-Tribromophenol	37	31-120
Nitrobenzene-d5	63	46-120
2-Fluorobiphenyl	69	40-120
Terphenyl-d14	75	56-120

J= Estimated value
 ND= Not Detected at or above MDL
 RL= Reporting Limit
 MDL= Method Detection Limit

Semivolatile Organics by GC/MS			
Lab #:	304731	Location:	Vallco Cupertino, CA
Client:	WSP	Prep:	EPA 3550C
Project#:	VALLCO	Analysis:	EPA 8270C
Field ID:	S-7-(5)	Batch#:	265278
Lab ID:	304731-034	Sampled:	10/30/18
Matrix:	Soil	Received:	11/01/18
Units:	ug/Kg	Prepared:	11/07/18
Basis:	as received	Analyzed:	11/16/18
Diln Fac:	1.000		

Analyte	Result	RL	MDL
N-Nitrosodimethylamine	ND	330	42
Pyridine	ND	330	22
Phenol	ND	330	15
bis(2-Chloroethyl)ether	ND	330	22
2-Chlorophenol	ND	330	14
1,3-Dichlorobenzene	ND	330	42
1,4-Dichlorobenzene	ND	330	42
Benzyl alcohol	ND	330	16
1,2-Dichlorobenzene	ND	330	22
2-Methylphenol	ND	330	14
bis(2-Chloroisopropyl) ether	ND	330	16
4-Methylphenol	ND	330	16
N-Nitroso-di-n-propylamine	ND	330	15
Hexachloroethane	ND	330	74
Nitrobenzene	ND	330	22
Isophorone	ND	330	10
2-Nitrophenol	ND	660	39
2,4-Dimethylphenol	ND	330	18
Benzoic acid	ND	1,700	380
bis(2-Chloroethoxy)methane	ND	330	10
2,4-Dichlorophenol	ND	330	9.3
1,2,4-Trichlorobenzene	ND	330	22
Naphthalene	ND	66	13
4-Chloroaniline	ND	330	22
Hexachlorobutadiene	ND	330	22
4-Chloro-3-methylphenol	ND	330	8.6
2-Methylnaphthalene	ND	66	9.9
Hexachlorocyclopentadiene	ND	660	75
2,4,6-Trichlorophenol	ND	330	11
2,4,5-Trichlorophenol	ND	330	9.1
2-Chloronaphthalene	ND	330	8.3
2-Nitroaniline	ND	660	34
Dimethylphthalate	ND	330	8.3
Acenaphthylene	ND	66	8.3
2,6-Dinitrotoluene	ND	330	33
3-Nitroaniline	ND	660	42
Acenaphthene	ND	66	8.3
2,4-Dinitrophenol	ND	660	150
4-Nitrophenol	ND	660	74
Dibenzofuran	ND	330	8.3
2,4-Dinitrotoluene	ND	330	8.3
Diethylphthalate	ND	330	8.3
Fluorene	ND	66	8.3
4-Chlorophenyl-phenylether	ND	330	8.4
4-Nitroaniline	ND	660	42
4,6-Dinitro-2-methylphenol	ND	660	42
N-Nitrosodiphenylamine	ND	330	8.3
Azobenzene	ND	330	8.3
4-Bromophenyl-phenylether	ND	330	8.3
Hexachlorobenzene	ND	330	8.3

*= Value outside of QC limits; see narrative

J= Estimated value

ND= Not Detected at or above MDL

RL= Reporting Limit

MDL= Method Detection Limit

Semivolatile Organics by GC/MS

Lab #:	304731	Location:	Vallco Cupertino, CA
Client:	WSP	Prep:	EPA 3550C
Project#:	VALLCO	Analysis:	EPA 8270C
Field ID:	S-7-(5)	Batch#:	265278
Lab ID:	304731-034	Sampled:	10/30/18
Matrix:	Soil	Received:	11/01/18
Units:	ug/Kg	Prepared:	11/07/18
Basis:	as received	Analyzed:	11/16/18
Diln Fac:	1.000		

Analyte	Result	RL	MDL
Pentachlorophenol	ND	660	100
Phenanthrene	ND	66	8.3
Anthracene	ND	66	8.9
Di-n-butylphthalate	12 J	330	9.5
Fluoranthene	ND	66	9.3
Pyrene	ND	66	8.3
Butylbenzylphthalate	ND	330	9.5
3,3'-Dichlorobenzidine	ND	660	79
Benzo(a)anthracene	ND	66	8.3
Chrysene	ND	66	8.3
bis(2-Ethylhexyl)phthalate	ND	330	8.5
Di-n-octylphthalate	ND	330	34
Benzo(b)fluoranthene	ND	66	8.3
Benzo(k)fluoranthene	ND	66	8.3
Benzo(a)pyrene	ND	66	8.3
Indeno(1,2,3-cd)pyrene	ND	66	8.3
Dibenz(a,h)anthracene	ND	66	8.3
Benzo(g,h,i)perylene	ND	66	8.3

Surrogate	%REC	Limits
2-Fluorophenol	41	40-127
Phenol-d5	61	43-128
2,4,6-Tribromophenol	36	31-120
Nitrobenzene-d5	49	46-120
2-Fluorobiphenyl	38 *	40-120
Terphenyl-d14	90	56-120

*= Value outside of QC limits; see narrative
 J= Estimated value
 ND= Not Detected at or above MDL
 RL= Reporting Limit
 MDL= Method Detection Limit

Semivolatile Organics by GC/MS			
Lab #:	304731	Location:	Vallco Cupertino, CA
Client:	WSP	Prep:	EPA 3550C
Project#:	VALLCO	Analysis:	EPA 8270C
Field ID:	S-8-(1)	Batch#:	265278
Lab ID:	304731-038	Sampled:	10/30/18
Matrix:	Soil	Received:	11/01/18
Units:	ug/Kg	Prepared:	11/07/18
Basis:	as received	Analyzed:	11/09/18
Diln Fac:	100.0		

Analyte	Result	RL	MDL
N-Nitrosodimethylamine	ND	33,000	4,700
Pyridine	ND	33,000	2,200
Phenol	ND	33,000	990
bis(2-Chloroethyl)ether	ND	33,000	5,900
2-Chlorophenol	ND	33,000	990
1,3-Dichlorobenzene	ND	33,000	5,600
1,4-Dichlorobenzene	ND	33,000	990
Benzyl alcohol	ND	33,000	1,100
1,2-Dichlorobenzene	ND	33,000	990
2-Methylphenol	ND	33,000	1,400
bis(2-Chloroisopropyl) ether	ND	33,000	990
4-Methylphenol	ND	33,000	990
N-Nitroso-di-n-propylamine	ND	33,000	990
Hexachloroethane	ND	33,000	990
Nitrobenzene	ND	33,000	1,100
Isophorone	ND	33,000	990
2-Nitrophenol	ND	66,000	990
2,4-Dimethylphenol	ND	33,000	1,400
Benzoic acid	ND	170,000	43,000
bis(2-Chloroethoxy)methane	ND	33,000	990
2,4-Dichlorophenol	ND	33,000	990
1,2,4-Trichlorobenzene	ND	33,000	990
Naphthalene	ND	6,600	990
4-Chloroaniline	ND	33,000	930
Hexachlorobutadiene	ND	33,000	880
4-Chloro-3-methylphenol	ND	33,000	830
2-Methylnaphthalene	ND	6,600	990
Hexachlorocyclopentadiene	ND	66,000	7,400
2,4,6-Trichlorophenol	ND	33,000	1,200
2,4,5-Trichlorophenol	ND	33,000	830
2-Chloronaphthalene	ND	33,000	890
2-Nitroaniline	ND	66,000	1,100
Dimethylphthalate	ND	33,000	990
Acenaphthylene	ND	6,600	890
2,6-Dinitrotoluene	ND	33,000	890
3-Nitroaniline	ND	66,000	4,200
Acenaphthene	ND	6,600	990
2,4-Dinitrophenol	ND	66,000	15,000
4-Nitrophenol	ND	66,000	7,100
Dibenzofuran	ND	33,000	1,000
2,4-Dinitrotoluene	ND	33,000	950
Diethylphthalate	ND	33,000	1,100
Fluorene	ND	6,600	980
4-Chlorophenyl-phenylether	ND	33,000	960
4-Nitroaniline	ND	66,000	4,200
4,6-Dinitro-2-methylphenol	ND	66,000	7,600
N-Nitrosodiphenylamine	ND	33,000	1,000
Azobenzene	ND	33,000	850
4-Bromophenyl-phenylether	ND	33,000	1,000
Hexachlorobenzene	ND	33,000	1,100
Pentachlorophenol	ND	66,000	13,000

DO= Diluted Out
 ND= Not Detected at or above MDL
 RL= Reporting Limit
 MDL= Method Detection Limit

Semivolatile Organics by GC/MS			
Lab #:	304731	Location:	Vallco Cupertino, CA
Client:	WSP	Prep:	EPA 3550C
Project#:	VALLCO	Analysis:	EPA 8270C
Field ID:	S-8-(1)	Batch#:	265278
Lab ID:	304731-038	Sampled:	10/30/18
Matrix:	Soil	Received:	11/01/18
Units:	ug/Kg	Prepared:	11/07/18
Basis:	as received	Analyzed:	11/09/18
Diln Fac:	100.0		

Analyte	Result	RL	MDL
Phenanthrene	ND	6,600	1,000
Anthracene	ND	6,600	1,100
Di-n-butylphthalate	ND	33,000	1,200
Fluoranthene	ND	6,600	1,000
Pyrene	ND	6,600	1,100
Butylbenzylphthalate	ND	33,000	1,000
3,3'-Dichlorobenzidine	ND	66,000	2,200
Benzo(a)anthracene	ND	6,600	1,000
Chrysene	ND	6,600	1,100
bis(2-Ethylhexyl)phthalate	ND	33,000	1,300
Di-n-octylphthalate	ND	33,000	990
Benzo(b)fluoranthene	ND	6,600	890
Benzo(k)fluoranthene	ND	6,600	940
Benzo(a)pyrene	ND	6,600	870
Indeno(1,2,3-cd)pyrene	ND	6,600	870
Dibenz(a,h)anthracene	ND	6,600	930
Benzo(g,h,i)perylene	ND	6,600	1,000

Surrogate	%REC	Limits
2-Fluorophenol	DO	40-127
Phenol-d5	DO	43-128
2,4,6-Tribromophenol	DO	31-120
Nitrobenzene-d5	DO	46-120
2-Fluorobiphenyl	DO	40-120
Terphenyl-d14	DO	56-120

DO= Diluted Out
 ND= Not Detected at or above MDL
 RL= Reporting Limit
 MDL= Method Detection Limit

Semivolatile Organics by GC/MS			
Lab #:	304731	Location:	Vallco Cupertino, CA
Client:	WSP	Prep:	EPA 3550C
Project#:	VALLCO	Analysis:	EPA 8270C
Field ID:	S-8-(5)	Batch#:	265278
Lab ID:	304731-039	Sampled:	10/30/18
Matrix:	Soil	Received:	11/01/18
Units:	ug/Kg	Prepared:	11/07/18
Basis:	as received	Analyzed:	11/16/18
Diln Fac:	1.000		

Analyte	Result	RL	MDL
N-Nitrosodimethylamine	ND	340	42
Pyridine	ND	340	22
Phenol	ND	340	15
bis(2-Chloroethyl)ether	ND	340	22
2-Chlorophenol	ND	340	14
1,3-Dichlorobenzene	ND	340	42
1,4-Dichlorobenzene	ND	340	42
Benzyl alcohol	ND	340	16
1,2-Dichlorobenzene	ND	340	22
2-Methylphenol	ND	340	15
bis(2-Chloroisopropyl) ether	ND	340	16
4-Methylphenol	ND	340	16
N-Nitroso-di-n-propylamine	ND	340	15
Hexachloroethane	ND	340	75
Nitrobenzene	ND	340	22
Isophorone	ND	340	10
2-Nitrophenol	ND	670	39
2,4-Dimethylphenol	ND	340	19
Benzoic acid	ND	1,700	380
bis(2-Chloroethoxy)methane	ND	340	10
2,4-Dichlorophenol	ND	340	9.4
1,2,4-Trichlorobenzene	ND	340	22
Naphthalene	ND	67	13
4-Chloroaniline	ND	340	22
Hexachlorobutadiene	ND	340	22
4-Chloro-3-methylphenol	ND	340	8.7
2-Methylnaphthalene	ND	67	10
Hexachlorocyclopentadiene	ND	670	77
2,4,6-Trichlorophenol	ND	340	11
2,4,5-Trichlorophenol	ND	340	9.2
2-Chloronaphthalene	ND	340	8.5
2-Nitroaniline	ND	670	34
Dimethylphthalate	ND	340	8.5
Acenaphthylene	ND	67	8.5
2,6-Dinitrotoluene	ND	340	34
3-Nitroaniline	ND	670	42
Acenaphthene	ND	67	8.5
2,4-Dinitrophenol	ND	670	150
4-Nitrophenol	ND	670	75
Dibenzofuran	ND	340	8.5
2,4-Dinitrotoluene	ND	340	8.4
Diethylphthalate	ND	340	8.4
Fluorene	ND	67	8.5
4-Chlorophenyl-phenylether	ND	340	8.5
4-Nitroaniline	ND	670	42
4,6-Dinitro-2-methylphenol	ND	670	42
N-Nitrosodiphenylamine	ND	340	8.5
Azobenzene	ND	340	8.5
4-Bromophenyl-phenylether	ND	340	8.5
Hexachlorobenzene	ND	340	8.5
Pentachlorophenol	ND	670	100
Phenanthrene	ND	67	8.5

ND= Not Detected at or above MDL

RL= Reporting Limit

MDL= Method Detection Limit

Semivolatile Organics by GC/MS

Lab #:	304731	Location:	Vallco Cupertino, CA
Client:	WSP	Prep:	EPA 3550C
Project#:	VALLCO	Analysis:	EPA 8270C
Field ID:	S-8-(5)	Batch#:	265278
Lab ID:	304731-039	Sampled:	10/30/18
Matrix:	Soil	Received:	11/01/18
Units:	ug/Kg	Prepared:	11/07/18
Basis:	as received	Analyzed:	11/16/18
Diln Fac:	1.000		

Analyte	Result	RL	MDL
Anthracene	ND	67	9.1
Di-n-butylphthalate	ND	340	9.6
Fluoranthene	ND	67	9.4
Pyrene	ND	67	8.5
Butylbenzylphthalate	ND	340	9.7
3,3'-Dichlorobenzidine	ND	670	80
Benzo(a)anthracene	ND	67	8.5
Chrysene	ND	67	8.5
bis(2-Ethylhexyl)phthalate	ND	340	8.6
Di-n-octylphthalate	ND	340	34
Benzo(b)fluoranthene	ND	67	8.5
Benzo(k)fluoranthene	ND	67	8.5
Benzo(a)pyrene	ND	67	8.5
Indeno(1,2,3-cd)pyrene	ND	67	8.5
Dibenz(a,h)anthracene	ND	67	8.5
Benzo(g,h,i)perylene	ND	67	8.5

Surrogate	%REC	Limits
2-Fluorophenol	51	40-127
Phenol-d5	64	43-128
2,4,6-Tribromophenol	54	31-120
Nitrobenzene-d5	56	46-120
2-Fluorobiphenyl	55	40-120
Terphenyl-d14	90	56-120

ND= Not Detected at or above MDL
 RL= Reporting Limit
 MDL= Method Detection Limit

Semivolatile Organics by GC/MS			
Lab #:	304731	Location:	Vallco Cupertino, CA
Client:	WSP	Prep:	EPA 3550C
Project#:	VALLCO	Analysis:	EPA 8270C
Field ID:	W-5-(1)	Batch#:	265278
Lab ID:	304731-043	Sampled:	10/30/18
Matrix:	Soil	Received:	11/01/18
Units:	ug/Kg	Prepared:	11/07/18
Basis:	as received	Analyzed:	11/14/18
Diln Fac:	1.000		

Analyte	Result	RL	MDL
N-Nitrosodimethylamine	ND	330	42
Pyridine	ND	330	22
Phenol	ND	330	15
bis(2-Chloroethyl)ether	ND	330	22
2-Chlorophenol	ND	330	14
1,3-Dichlorobenzene	ND	330	42
1,4-Dichlorobenzene	ND	330	42
Benzyl alcohol	ND	330	16
1,2-Dichlorobenzene	ND	330	22
2-Methylphenol	ND	330	14
bis(2-Chloroisopropyl) ether	ND	330	16
4-Methylphenol	ND	330	16
N-Nitroso-di-n-propylamine	ND	330	15
Hexachloroethane	ND	330	75
Nitrobenzene	ND	330	22
Isophorone	ND	330	10
2-Nitrophenol	ND	660	39
2,4-Dimethylphenol	ND	330	19
Benzoic acid	ND	1,700	380
bis(2-Chloroethoxy)methane	ND	330	10
2,4-Dichlorophenol	ND	330	9.3
1,2,4-Trichlorobenzene	ND	330	22
Naphthalene	ND	66	13
4-Chloroaniline	ND	330	22
Hexachlorobutadiene	ND	330	22
4-Chloro-3-methylphenol	ND	330	8.6
2-Methylnaphthalene	ND	66	9.9
Hexachlorocyclopentadiene	ND	660	76
2,4,6-Trichlorophenol	ND	330	11
2,4,5-Trichlorophenol	ND	330	9.1
2-Chloronaphthalene	ND	330	8.4
2-Nitroaniline	ND	660	34
Dimethylphthalate	ND	330	8.4
Acenaphthylene	ND	66	8.4
2,6-Dinitrotoluene	ND	330	34
3-Nitroaniline	ND	660	42
Acenaphthene	ND	66	8.4
2,4-Dinitrophenol	ND	660	150
4-Nitrophenol	ND	660	75
Dibenzofuran	ND	330	8.4
2,4-Dinitrotoluene	ND	330	8.3
Diethylphthalate	ND	330	8.4
Fluorene	ND	66	8.4
4-Chlorophenyl-phenylether	ND	330	8.4
4-Nitroaniline	ND	660	42
4,6-Dinitro-2-methylphenol	ND	660	42
N-Nitrosodiphenylamine	ND	330	8.4
Azobenzene	ND	330	8.4
4-Bromophenyl-phenylether	ND	330	8.4
Hexachlorobenzene	ND	330	8.4
Pentachlorophenol	ND	660	100
Phenanthrene	ND	66	8.4

ND= Not Detected at or above MDL

RL= Reporting Limit

MDL= Method Detection Limit

Semivolatile Organics by GC/MS

Lab #:	304731	Location:	Vallco Cupertino, CA
Client:	WSP	Prep:	EPA 3550C
Project#:	VALLCO	Analysis:	EPA 8270C
Field ID:	W-5-(1)	Batch#:	265278
Lab ID:	304731-043	Sampled:	10/30/18
Matrix:	Soil	Received:	11/01/18
Units:	ug/Kg	Prepared:	11/07/18
Basis:	as received	Analyzed:	11/14/18
Diln Fac:	1.000		

Analyte	Result	RL	MDL
Anthracene	ND	66	9.0
Di-n-butylphthalate	ND	330	9.5
Fluoranthene	ND	66	9.3
Pyrene	ND	66	8.4
Butylbenzylphthalate	ND	330	9.6
3,3'-Dichlorobenzidine	ND	660	79
Benzo(a)anthracene	ND	66	8.4
Chrysene	ND	66	8.4
bis(2-Ethylhexyl)phthalate	ND	330	8.5
Di-n-octylphthalate	ND	330	34
Benzo(b)fluoranthene	ND	66	8.4
Benzo(k)fluoranthene	ND	66	8.4
Benzo(a)pyrene	ND	66	8.4
Indeno(1,2,3-cd)pyrene	ND	66	8.4
Dibenz(a,h)anthracene	ND	66	8.4
Benzo(g,h,i)perylene	ND	66	8.4

Surrogate	%REC	Limits
2-Fluorophenol	52	40-127
Phenol-d5	63	43-128
2,4,6-Tribromophenol	61	31-120
Nitrobenzene-d5	53	46-120
2-Fluorobiphenyl	50	40-120
Terphenyl-d14	73	56-120

ND= Not Detected at or above MDL
 RL= Reporting Limit
 MDL= Method Detection Limit

Semivolatile Organics by GC/MS			
Lab #:	304731	Location:	Vallco Cupertino, CA
Client:	WSP	Prep:	EPA 3550C
Project#:	VALLCO	Analysis:	EPA 8270C
Field ID:	W-5-(5)	Batch#:	265278
Lab ID:	304731-044	Sampled:	10/30/18
Matrix:	Soil	Received:	11/01/18
Units:	ug/Kg	Prepared:	11/07/18
Basis:	as received	Analyzed:	11/14/18
Diln Fac:	2.000		

Analyte	Result	RL	MDL
N-Nitrosodimethylamine	ND	670	85
Pyridine	ND	670	44
Phenol	ND	670	30
bis(2-Chloroethyl)ether	ND	670	44
2-Chlorophenol	ND	670	28
1,3-Dichlorobenzene	ND	670	85
1,4-Dichlorobenzene	ND	670	85
Benzyl alcohol	ND	670	33
1,2-Dichlorobenzene	ND	670	44
2-Methylphenol	ND	670	29
bis(2-Chloroisopropyl) ether	ND	670	32
4-Methylphenol	ND	670	32
N-Nitroso-di-n-propylamine	ND	670	31
Hexachloroethane	ND	670	150
Nitrobenzene	ND	670	44
Isophorone	ND	670	21
2-Nitrophenol	ND	1,300	78
2,4-Dimethylphenol	ND	670	38
Benzoic acid	ND	3,400	760
bis(2-Chloroethoxy)methane	ND	670	21
2,4-Dichlorophenol	ND	670	19
1,2,4-Trichlorobenzene	ND	670	44
Naphthalene	ND	130	26
4-Chloroaniline	ND	670	44
Hexachlorobutadiene	ND	670	44
4-Chloro-3-methylphenol	ND	670	18
2-Methylnaphthalene	ND	130	20
Hexachlorocyclopentadiene	ND	1,300	150
2,4,6-Trichlorophenol	ND	670	22
2,4,5-Trichlorophenol	ND	670	19
2-Chloronaphthalene	ND	670	17
2-Nitroaniline	ND	1,300	68
Dimethylphthalate	ND	670	17
Acenaphthylene	ND	130	17
2,6-Dinitrotoluene	ND	670	68
3-Nitroaniline	ND	1,300	85
Acenaphthene	ND	130	17
2,4-Dinitrophenol	ND	1,300	300
4-Nitrophenol	ND	1,300	150
Dibenzofuran	ND	670	17
2,4-Dinitrotoluene	ND	670	17
Diethylphthalate	ND	670	17
Fluorene	ND	130	17
4-Chlorophenyl-phenylether	ND	670	17
4-Nitroaniline	ND	1,300	85
4,6-Dinitro-2-methylphenol	ND	1,300	85
N-Nitrosodiphenylamine	ND	670	17
Azobenzene	ND	670	17
4-Bromophenyl-phenylether	ND	670	17
Hexachlorobenzene	ND	670	17
Pentachlorophenol	ND	1,300	210
Phenanthrene	ND	130	17

ND= Not Detected at or above MDL

RL= Reporting Limit

MDL= Method Detection Limit

Semivolatile Organics by GC/MS			
Lab #:	304731	Location:	Vallco Cupertino, CA
Client:	WSP	Prep:	EPA 3550C
Project#:	VALLCO	Analysis:	EPA 8270C
Field ID:	W-5-(5)	Batch#:	265278
Lab ID:	304731-044	Sampled:	10/30/18
Matrix:	Soil	Received:	11/01/18
Units:	ug/Kg	Prepared:	11/07/18
Basis:	as received	Analyzed:	11/14/18
Diln Fac:	2.000		

Analyte	Result	RL	MDL
Anthracene	ND	130	18
Di-n-butylphthalate	ND	670	19
Fluoranthene	ND	130	19
Pyrene	ND	130	17
Butylbenzylphthalate	ND	670	19
3,3'-Dichlorobenzidine	ND	1,300	160
Benzo(a)anthracene	ND	130	17
Chrysene	ND	130	17
bis(2-Ethylhexyl)phthalate	ND	670	17
Di-n-octylphthalate	ND	670	69
Benzo(b)fluoranthene	ND	130	17
Benzo(k)fluoranthene	ND	130	17
Benzo(a)pyrene	ND	130	17
Indeno(1,2,3-cd)pyrene	ND	130	17
Dibenz(a,h)anthracene	ND	130	17
Benzo(g,h,i)perylene	ND	130	17

Surrogate	%REC	Limits
2-Fluorophenol	64	40-127
Phenol-d5	72	43-128
2,4,6-Tribromophenol	69	31-120
Nitrobenzene-d5	65	46-120
2-Fluorobiphenyl	70	40-120
Terphenyl-d14	80	56-120

ND= Not Detected at or above MDL
 RL= Reporting Limit
 MDL= Method Detection Limit

Semivolatile Organics by GC/MS			
Lab #:	304731	Location:	Vallco Cupertino, CA
Client:	WSP	Prep:	EPA 3550C
Project#:	VALLCO	Analysis:	EPA 8270C
Field ID:	W-1-(1)	Batch#:	265278
Lab ID:	304731-049	Sampled:	10/31/18
Matrix:	Soil	Received:	11/01/18
Units:	ug/Kg	Prepared:	11/07/18
Basis:	as received	Analyzed:	11/14/18
Diln Fac:	100.0		

Analyte	Result	RL	MDL
N-Nitrosodimethylamine	ND	33,000	4,200
Pyridine	ND	33,000	2,200
Phenol	ND	33,000	1,500
bis(2-Chloroethyl)ether	ND	33,000	2,200
2-Chlorophenol	ND	33,000	1,400
1,3-Dichlorobenzene	ND	33,000	4,200
1,4-Dichlorobenzene	ND	33,000	4,200
Benzyl alcohol	ND	33,000	1,600
1,2-Dichlorobenzene	ND	33,000	2,200
2-Methylphenol	ND	33,000	1,400
bis(2-Chloroisopropyl) ether	ND	33,000	1,600
4-Methylphenol	ND	33,000	1,600
N-Nitroso-di-n-propylamine	ND	33,000	1,500
Hexachloroethane	ND	33,000	7,500
Nitrobenzene	ND	33,000	2,200
Isophorone	ND	33,000	1,000
2-Nitrophenol	ND	66,000	3,900
2,4-Dimethylphenol	ND	33,000	1,900
Benzoic acid	ND	170,000	38,000
bis(2-Chloroethoxy)methane	ND	33,000	1,000
2,4-Dichlorophenol	ND	33,000	930
1,2,4-Trichlorobenzene	ND	33,000	2,200
Naphthalene	ND	6,600	1,300
4-Chloroaniline	ND	33,000	2,200
Hexachlorobutadiene	ND	33,000	2,200
4-Chloro-3-methylphenol	ND	33,000	870
2-Methylnaphthalene	ND	6,600	990
Hexachlorocyclopentadiene	ND	66,000	7,600
2,4,6-Trichlorophenol	ND	33,000	1,100
2,4,5-Trichlorophenol	ND	33,000	920
2-Chloronaphthalene	ND	33,000	840
2-Nitroaniline	ND	66,000	3,400
Dimethylphthalate	ND	33,000	840
Acenaphthylene	ND	6,600	840
2,6-Dinitrotoluene	ND	33,000	3,400
3-Nitroaniline	ND	66,000	4,200
Acenaphthene	ND	6,600	840
2,4-Dinitrophenol	ND	66,000	15,000
4-Nitrophenol	ND	66,000	7,500
Dibenzofuran	ND	33,000	840
2,4-Dinitrotoluene	ND	33,000	830
Diethylphthalate	ND	33,000	840
Fluorene	ND	6,600	840
4-Chlorophenyl-phenylether	ND	33,000	840
4-Nitroaniline	ND	66,000	4,200
4,6-Dinitro-2-methylphenol	ND	66,000	4,200
N-Nitrosodiphenylamine	ND	33,000	840
Azobenzene	ND	33,000	840
4-Bromophenyl-phenylether	ND	33,000	840
Hexachlorobenzene	ND	33,000	840
Pentachlorophenol	ND	66,000	10,000

DO= Diluted Out
 ND= Not Detected at or above MDL
 RL= Reporting Limit
 MDL= Method Detection Limit

Semivolatile Organics by GC/MS			
Lab #:	304731	Location:	Vallco Cupertino, CA
Client:	WSP	Prep:	EPA 3550C
Project#:	VALLCO	Analysis:	EPA 8270C
Field ID:	W-1-(1)	Batch#:	265278
Lab ID:	304731-049	Sampled:	10/31/18
Matrix:	Soil	Received:	11/01/18
Units:	ug/Kg	Prepared:	11/07/18
Basis:	as received	Analyzed:	11/14/18
Diln Fac:	100.0		

Analyte	Result	RL	MDL
Phenanthrene	ND	6,600	840
Anthracene	ND	6,600	900
Di-n-butylphthalate	ND	33,000	950
Fluoranthene	ND	6,600	940
Pyrene	ND	6,600	840
Butylbenzylphthalate	ND	33,000	960
3,3'-Dichlorobenzidine	ND	66,000	7,900
Benzo(a)anthracene	ND	6,600	840
Chrysene	ND	6,600	840
bis(2-Ethylhexyl)phthalate	ND	33,000	850
Di-n-octylphthalate	ND	33,000	3,400
Benzo(b)fluoranthene	ND	6,600	840
Benzo(k)fluoranthene	ND	6,600	840
Benzo(a)pyrene	ND	6,600	840
Indeno(1,2,3-cd)pyrene	ND	6,600	840
Dibenz(a,h)anthracene	ND	6,600	840
Benzo(g,h,i)perylene	ND	6,600	840

Surrogate	%REC	Limits
2-Fluorophenol	DO	40-127
Phenol-d5	DO	43-128
2,4,6-Tribromophenol	DO	31-120
Nitrobenzene-d5	DO	46-120
2-Fluorobiphenyl	DO	40-120
Terphenyl-d14	DO	56-120

DO= Diluted Out
 ND= Not Detected at or above MDL
 RL= Reporting Limit
 MDL= Method Detection Limit

Semivolatile Organics by GC/MS			
Lab #:	304731	Location:	Vallco Cupertino, CA
Client:	WSP	Prep:	EPA 3550C
Project#:	VALLCO	Analysis:	EPA 8270C
Field ID:	W-1-(5)	Batch#:	265278
Lab ID:	304731-050	Sampled:	10/31/18
Matrix:	Soil	Received:	11/01/18
Units:	ug/Kg	Prepared:	11/07/18
Basis:	as received	Analyzed:	11/14/18
Diln Fac:	2.000		

Analyte	Result	RL	MDL
N-Nitrosodimethylamine	ND	660	83
Pyridine	ND	660	43
Phenol	ND	660	30
bis(2-Chloroethyl)ether	ND	660	43
2-Chlorophenol	ND	660	28
1,3-Dichlorobenzene	ND	660	83
1,4-Dichlorobenzene	ND	660	83
Benzyl alcohol	ND	660	32
1,2-Dichlorobenzene	ND	660	43
2-Methylphenol	ND	660	29
bis(2-Chloroisopropyl) ether	ND	660	32
4-Methylphenol	ND	660	31
N-Nitroso-di-n-propylamine	ND	660	30
Hexachloroethane	ND	660	150
Nitrobenzene	ND	660	43
Isophorone	ND	660	20
2-Nitrophenol	ND	1,300	77
2,4-Dimethylphenol	ND	660	37
Benzoic acid	ND	3,300	750
bis(2-Chloroethoxy)methane	ND	660	20
2,4-Dichlorophenol	ND	660	18
1,2,4-Trichlorobenzene	ND	660	43
Naphthalene	ND	130	26
4-Chloroaniline	ND	660	43
Hexachlorobutadiene	ND	660	43
4-Chloro-3-methylphenol	ND	660	17
2-Methylnaphthalene	ND	130	20
Hexachlorocyclopentadiene	ND	1,300	150
2,4,6-Trichlorophenol	ND	660	22
2,4,5-Trichlorophenol	ND	660	18
2-Chloronaphthalene	ND	660	17
2-Nitroaniline	ND	1,300	67
Dimethylphthalate	ND	660	17
Acenaphthylene	ND	130	17
2,6-Dinitrotoluene	ND	660	66
3-Nitroaniline	ND	1,300	83
Acenaphthene	ND	130	17
2,4-Dinitrophenol	ND	1,300	300
4-Nitrophenol	ND	1,300	150
Dibenzofuran	ND	660	17
2,4-Dinitrotoluene	ND	660	16
Diethylphthalate	ND	660	17
Fluorene	ND	130	17
4-Chlorophenyl-phenylether	ND	660	17
4-Nitroaniline	ND	1,300	83
4,6-Dinitro-2-methylphenol	ND	1,300	83
N-Nitrosodiphenylamine	ND	660	17
Azobenzene	ND	660	17
4-Bromophenyl-phenylether	ND	660	17
Hexachlorobenzene	ND	660	17
Pentachlorophenol	ND	1,300	200
Phenanthrene	ND	130	17

ND= Not Detected at or above MDL

RL= Reporting Limit

MDL= Method Detection Limit

Semivolatile Organics by GC/MS			
Lab #:	304731	Location:	Vallco Cupertino, CA
Client:	WSP	Prep:	EPA 3550C
Project#:	VALLCO	Analysis:	EPA 8270C
Field ID:	W-1-(5)	Batch#:	265278
Lab ID:	304731-050	Sampled:	10/31/18
Matrix:	Soil	Received:	11/01/18
Units:	ug/Kg	Prepared:	11/07/18
Basis:	as received	Analyzed:	11/14/18
Diln Fac:	2.000		

Analyte	Result	RL	MDL
Anthracene	ND	130	18
Di-n-butylphthalate	ND	660	19
Fluoranthene	ND	130	19
Pyrene	ND	130	17
Butylbenzylphthalate	ND	660	19
3,3'-Dichlorobenzidine	ND	1,300	160
Benzo(a)anthracene	ND	130	17
Chrysene	ND	130	17
bis(2-Ethylhexyl)phthalate	ND	660	17
Di-n-octylphthalate	ND	660	67
Benzo(b)fluoranthene	ND	130	17
Benzo(k)fluoranthene	ND	130	17
Benzo(a)pyrene	ND	130	17
Indeno(1,2,3-cd)pyrene	ND	130	17
Dibenz(a,h)anthracene	ND	130	17
Benzo(g,h,i)perylene	ND	130	17

Surrogate	%REC	Limits
2-Fluorophenol	61	40-127
Phenol-d5	72	43-128
2,4,6-Tribromophenol	70	31-120
Nitrobenzene-d5	58	46-120
2-Fluorobiphenyl	57	40-120
Terphenyl-d14	80	56-120

ND= Not Detected at or above MDL
 RL= Reporting Limit
 MDL= Method Detection Limit

Semivolatile Organics by GC/MS			
Lab #:	304731	Location:	Vallco Cupertino, CA
Client:	WSP	Prep:	EPA 3550C
Project#:	VALLCO	Analysis:	EPA 8270C
Field ID:	E-2-(1)	Batch#:	265278
Lab ID:	304731-054	Sampled:	10/31/18
Matrix:	Soil	Received:	11/01/18
Units:	ug/Kg	Prepared:	11/07/18
Basis:	as received	Analyzed:	11/14/18
Diln Fac:	1.000		

Analyte	Result	RL	MDL
N-Nitrosodimethylamine	ND	330	41
Pyridine	ND	330	22
Phenol	ND	330	15
bis(2-Chloroethyl)ether	ND	330	22
2-Chlorophenol	ND	330	14
1,3-Dichlorobenzene	ND	330	41
1,4-Dichlorobenzene	ND	330	41
Benzyl alcohol	ND	330	16
1,2-Dichlorobenzene	ND	330	22
2-Methylphenol	ND	330	14
bis(2-Chloroisopropyl) ether	ND	330	16
4-Methylphenol	ND	330	16
N-Nitroso-di-n-propylamine	ND	330	15
Hexachloroethane	ND	330	74
Nitrobenzene	ND	330	22
Isophorone	ND	330	10
2-Nitrophenol	ND	660	38
2,4-Dimethylphenol	ND	330	18
Benzoic acid	ND	1,600	370
bis(2-Chloroethoxy)methane	ND	330	10
2,4-Dichlorophenol	ND	330	9.2
1,2,4-Trichlorobenzene	ND	330	22
Naphthalene	ND	66	13
4-Chloroaniline	ND	330	22
Hexachlorobutadiene	ND	330	22
4-Chloro-3-methylphenol	ND	330	8.6
2-Methylnaphthalene	ND	66	9.8
Hexachlorocyclopentadiene	ND	660	75
2,4,6-Trichlorophenol	ND	330	11
2,4,5-Trichlorophenol	ND	330	9.1
2-Chloronaphthalene	ND	330	8.3
2-Nitroaniline	ND	660	33
Dimethylphthalate	ND	330	8.3
Acenaphthylene	ND	66	8.3
2,6-Dinitrotoluene	ND	330	33
3-Nitroaniline	ND	660	41
Acenaphthene	ND	66	8.3
2,4-Dinitrophenol	ND	660	150
4-Nitrophenol	ND	660	74
Dibenzofuran	ND	330	8.3
2,4-Dinitrotoluene	ND	330	8.2
Diethylphthalate	ND	330	8.3
Fluorene	ND	66	8.3
4-Chlorophenyl-phenylether	ND	330	8.3
4-Nitroaniline	ND	660	41
4,6-Dinitro-2-methylphenol	ND	660	41
N-Nitrosodiphenylamine	ND	330	8.3
Azobenzene	ND	330	8.3
4-Bromophenyl-phenylether	ND	330	8.3
Hexachlorobenzene	ND	330	8.3
Pentachlorophenol	ND	660	100

J= Estimated value
 ND= Not Detected at or above MDL
 RL= Reporting Limit
 MDL= Method Detection Limit

Semivolatile Organics by GC/MS			
Lab #:	304731	Location:	Vallco Cupertino, CA
Client:	WSP	Prep:	EPA 3550C
Project#:	VALLCO	Analysis:	EPA 8270C
Field ID:	E-2-(1)	Batch#:	265278
Lab ID:	304731-054	Sampled:	10/31/18
Matrix:	Soil	Received:	11/01/18
Units:	ug/Kg	Prepared:	11/07/18
Basis:	as received	Analyzed:	11/14/18
Diln Fac:	1.000		

Analyte	Result	RL	MDL
Phenanthrene	ND	66	8.3
Anthracene	ND	66	8.9
Di-n-butylphthalate	ND	330	9.4
Fluoranthene	ND	66	9.3
Pyrene	ND	66	8.3
Butylbenzylphthalate	ND	330	9.5
3,3'-Dichlorobenzidine	ND	660	78
Benzo(a)anthracene	ND	66	8.3
Chrysene	ND	66	8.3
bis(2-Ethylhexyl)phthalate	18 J	330	8.4
Di-n-octylphthalate	ND	330	34
Benzo(b)fluoranthene	ND	66	8.3
Benzo(k)fluoranthene	ND	66	8.3
Benzo(a)pyrene	ND	66	8.3
Indeno(1,2,3-cd)pyrene	ND	66	8.3
Dibenz(a,h)anthracene	ND	66	8.3
Benzo(g,h,i)perylene	ND	66	8.3

Surrogate	%REC	Limits
2-Fluorophenol	47	40-127
Phenol-d5	57	43-128
2,4,6-Tribromophenol	53	31-120
Nitrobenzene-d5	51	46-120
2-Fluorobiphenyl	49	40-120
Terphenyl-d14	68	56-120

J= Estimated value
 ND= Not Detected at or above MDL
 RL= Reporting Limit
 MDL= Method Detection Limit

Semivolatile Organics by GC/MS			
Lab #:	304731	Location:	Vallco Cupertino, CA
Client:	WSP	Prep:	EPA 3550C
Project#:	VALLCO	Analysis:	EPA 8270C
Field ID:	E-2-(5)	Batch#:	265278
Lab ID:	304731-055	Sampled:	10/31/18
Matrix:	Soil	Received:	11/01/18
Units:	ug/Kg	Prepared:	11/07/18
Basis:	as received	Analyzed:	11/14/18
Diln Fac:	10.00		

Analyte	Result	RL	MDL
N-Nitrosodimethylamine	ND	3,300	420
Pyridine	ND	3,300	220
Phenol	ND	3,300	150
bis(2-Chloroethyl)ether	ND	3,300	220
2-Chlorophenol	ND	3,300	140
1,3-Dichlorobenzene	ND	3,300	420
1,4-Dichlorobenzene	ND	3,300	420
Benzyl alcohol	ND	3,300	160
1,2-Dichlorobenzene	ND	3,300	220
2-Methylphenol	ND	3,300	140
bis(2-Chloroisopropyl) ether	ND	3,300	160
4-Methylphenol	ND	3,300	160
N-Nitroso-di-n-propylamine	ND	3,300	150
Hexachloroethane	ND	3,300	740
Nitrobenzene	ND	3,300	220
Isophorone	ND	3,300	100
2-Nitrophenol	ND	6,600	380
2,4-Dimethylphenol	ND	3,300	180
Benzoic acid	ND	17,000	3,700
bis(2-Chloroethoxy)methane	ND	3,300	100
2,4-Dichlorophenol	ND	3,300	93
1,2,4-Trichlorobenzene	ND	3,300	220
Naphthalene	ND	660	130
4-Chloroaniline	ND	3,300	220
Hexachlorobutadiene	ND	3,300	220
4-Chloro-3-methylphenol	ND	3,300	86
2-Methylnaphthalene	ND	660	99
Hexachlorocyclopentadiene	ND	6,600	750
2,4,6-Trichlorophenol	ND	3,300	110
2,4,5-Trichlorophenol	ND	3,300	91
2-Chloronaphthalene	ND	3,300	83
2-Nitroaniline	ND	6,600	340
Dimethylphthalate	ND	3,300	83
Acenaphthylene	ND	660	83
2,6-Dinitrotoluene	ND	3,300	330
3-Nitroaniline	ND	6,600	420
Acenaphthene	ND	660	83
2,4-Dinitrophenol	ND	6,600	1,500
4-Nitrophenol	ND	6,600	740
Dibenzofuran	ND	3,300	83
2,4-Dinitrotoluene	ND	3,300	83
Diethylphthalate	ND	3,300	83
Fluorene	ND	660	83
4-Chlorophenyl-phenylether	ND	3,300	84
4-Nitroaniline	ND	6,600	420
4,6-Dinitro-2-methylphenol	ND	6,600	420
N-Nitrosodiphenylamine	ND	3,300	83
Azobenzene	ND	3,300	83
4-Bromophenyl-phenylether	ND	3,300	83
Hexachlorobenzene	ND	3,300	83
Pentachlorophenol	ND	6,600	1,000

DO= Diluted Out
 ND= Not Detected at or above MDL
 RL= Reporting Limit
 MDL= Method Detection Limit

Semivolatile Organics by GC/MS

Lab #:	304731	Location:	Vallco Cupertino, CA
Client:	WSP	Prep:	EPA 3550C
Project#:	VALLCO	Analysis:	EPA 8270C
Field ID:	E-2-(5)	Batch#:	265278
Lab ID:	304731-055	Sampled:	10/31/18
Matrix:	Soil	Received:	11/01/18
Units:	ug/Kg	Prepared:	11/07/18
Basis:	as received	Analyzed:	11/14/18
Diln Fac:	10.00		

Analyte	Result	RL	MDL
Phenanthrene	ND	660	83
Anthracene	ND	660	89
Di-n-butylphthalate	ND	3,300	95
Fluoranthene	ND	660	93
Pyrene	ND	660	83
Butylbenzylphthalate	ND	3,300	95
3,3'-Dichlorobenzidine	ND	6,600	790
Benzo(a)anthracene	ND	660	83
Chrysene	ND	660	83
bis(2-Ethylhexyl)phthalate	ND	3,300	85
Di-n-octylphthalate	ND	3,300	340
Benzo(b)fluoranthene	ND	660	83
Benzo(k)fluoranthene	ND	660	83
Benzo(a)pyrene	ND	660	83
Indeno(1,2,3-cd)pyrene	ND	660	83
Dibenz(a,h)anthracene	ND	660	83
Benzo(g,h,i)perylene	ND	660	83

Surrogate	%REC	Limits
2-Fluorophenol	DO	40-127
Phenol-d5	DO	43-128
2,4,6-Tribromophenol	DO	31-120
Nitrobenzene-d5	DO	46-120
2-Fluorobiphenyl	DO	40-120
Terphenyl-d14	DO	56-120

DO= Diluted Out
 ND= Not Detected at or above MDL
 RL= Reporting Limit
 MDL= Method Detection Limit

Semivolatile Organics by GC/MS			
Lab #:	304731	Location:	Vallco Cupertino, CA
Client:	WSP	Prep:	EPA 3550C
Project#:	VALLCO	Analysis:	EPA 8270C
Field ID:	W-2-(2)	Batch#:	265278
Lab ID:	304731-059	Sampled:	10/31/18
Matrix:	Soil	Received:	11/01/18
Units:	ug/Kg	Prepared:	11/07/18
Basis:	as received	Analyzed:	11/14/18
Diln Fac:	20.00		

Analyte	Result	RL	MDL
N-Nitrosodimethylamine	ND	6,700	840
Pyridine	ND	6,700	440
Phenol	ND	6,700	300
bis(2-Chloroethyl)ether	ND	6,700	440
2-Chlorophenol	ND	6,700	280
1,3-Dichlorobenzene	ND	6,700	840
1,4-Dichlorobenzene	ND	6,700	840
Benzyl alcohol	ND	6,700	330
1,2-Dichlorobenzene	ND	6,700	440
2-Methylphenol	ND	6,700	290
bis(2-Chloroisopropyl) ether	ND	6,700	320
4-Methylphenol	ND	6,700	320
N-Nitroso-di-n-propylamine	ND	6,700	300
Hexachloroethane	ND	6,700	1,500
Nitrobenzene	ND	6,700	440
Isophorone	ND	6,700	200
2-Nitrophenol	ND	13,000	780
2,4-Dimethylphenol	ND	6,700	370
Benzoic acid	ND	33,000	7,600
bis(2-Chloroethoxy)methane	ND	6,700	210
2,4-Dichlorophenol	ND	6,700	190
1,2,4-Trichlorobenzene	ND	6,700	440
Naphthalene	ND	1,300	260
4-Chloroaniline	ND	6,700	440
Hexachlorobutadiene	ND	6,700	440
4-Chloro-3-methylphenol	ND	6,700	170
2-Methylnaphthalene	ND	1,300	200
Hexachlorocyclopentadiene	ND	13,000	1,500
2,4,6-Trichlorophenol	ND	6,700	220
2,4,5-Trichlorophenol	ND	6,700	180
2-Chloronaphthalene	ND	6,700	170
2-Nitroaniline	ND	13,000	680
Dimethylphthalate	ND	6,700	170
Acenaphthylene	ND	1,300	170
2,6-Dinitrotoluene	ND	6,700	670
3-Nitroaniline	ND	13,000	840
Acenaphthene	ND	1,300	170
2,4-Dinitrophenol	ND	13,000	3,000
4-Nitrophenol	ND	13,000	1,500
Dibenzofuran	ND	6,700	170
2,4-Dinitrotoluene	ND	6,700	170
Diethylphthalate	ND	6,700	170
Fluorene	ND	1,300	170
4-Chlorophenyl-phenylether	ND	6,700	170
4-Nitroaniline	ND	13,000	840
4,6-Dinitro-2-methylphenol	ND	13,000	840
N-Nitrosodiphenylamine	ND	6,700	170
Azobenzene	ND	6,700	170
4-Bromophenyl-phenylether	ND	6,700	170
Hexachlorobenzene	ND	6,700	170
Pentachlorophenol	ND	13,000	2,100

DO= Diluted Out
 ND= Not Detected at or above MDL
 RL= Reporting Limit
 MDL= Method Detection Limit

Semivolatile Organics by GC/MS			
Lab #:	304731	Location:	Vallco Cupertino, CA
Client:	WSP	Prep:	EPA 3550C
Project#:	VALLCO	Analysis:	EPA 8270C
Field ID:	W-2-(2)	Batch#:	265278
Lab ID:	304731-059	Sampled:	10/31/18
Matrix:	Soil	Received:	11/01/18
Units:	ug/Kg	Prepared:	11/07/18
Basis:	as received	Analyzed:	11/14/18
Diln Fac:	20.00		

Analyte	Result	RL	MDL
Phenanthrene	ND	1,300	170
Anthracene	ND	1,300	180
Di-n-butylphthalate	ND	6,700	190
Fluoranthene	ND	1,300	190
Pyrene	ND	1,300	170
Butylbenzylphthalate	ND	6,700	190
3,3'-Dichlorobenzidine	ND	13,000	1,600
Benzo(a)anthracene	ND	1,300	170
Chrysene	ND	1,300	170
bis(2-Ethylhexyl)phthalate	ND	6,700	170
Di-n-octylphthalate	ND	6,700	680
Benzo(b)fluoranthene	ND	1,300	170
Benzo(k)fluoranthene	ND	1,300	170
Benzo(a)pyrene	ND	1,300	170
Indeno(1,2,3-cd)pyrene	ND	1,300	170
Dibenz(a,h)anthracene	ND	1,300	170
Benzo(g,h,i)perylene	ND	1,300	170

Surrogate	%REC	Limits
2-Fluorophenol	DO	40-127
Phenol-d5	DO	43-128
2,4,6-Tribromophenol	DO	31-120
Nitrobenzene-d5	DO	46-120
2-Fluorobiphenyl	DO	40-120
Terphenyl-d14	DO	56-120

DO= Diluted Out
 ND= Not Detected at or above MDL
 RL= Reporting Limit
 MDL= Method Detection Limit

Semivolatile Organics by GC/MS			
Lab #:	304731	Location:	Vallco Cupertino, CA
Client:	WSP	Prep:	EPA 3550C
Project#:	VALLCO	Analysis:	EPA 8270C
Field ID:	W-2-(5)	Batch#:	265293
Lab ID:	304731-060	Sampled:	10/31/18
Matrix:	Soil	Received:	11/01/18
Units:	ug/Kg	Prepared:	11/08/18
Basis:	as received	Analyzed:	11/14/18
Diln Fac:	1.000		

Analyte	Result	RL	MDL
N-Nitrosodimethylamine	ND	330	42
Pyridine	ND	330	22
Phenol	ND	330	15
bis(2-Chloroethyl)ether	ND	330	22
2-Chlorophenol	ND	330	14
1,3-Dichlorobenzene	ND	330	42
1,4-Dichlorobenzene	ND	330	42
Benzyl alcohol	ND	330	16
1,2-Dichlorobenzene	ND	330	22
2-Methylphenol	ND	330	14
bis(2-Chloroisopropyl) ether	ND	330	16
4-Methylphenol	ND	330	16
N-Nitroso-di-n-propylamine	ND	330	15
Hexachloroethane	ND	330	75
Nitrobenzene	ND	330	22
Isophorone	ND	330	10
2-Nitrophenol	ND	660	39
2,4-Dimethylphenol	ND	330	19
Benzoic acid	ND	1,700	380
bis(2-Chloroethoxy)methane	ND	330	10
2,4-Dichlorophenol	ND	330	9.3
1,2,4-Trichlorobenzene	ND	330	22
Naphthalene	ND	66	13
4-Chloroaniline	ND	330	22
Hexachlorobutadiene	ND	330	22
4-Chloro-3-methylphenol	ND	330	8.6
2-Methylnaphthalene	ND	66	9.9
Hexachlorocyclopentadiene	ND	660	76
2,4,6-Trichlorophenol	ND	330	11
2,4,5-Trichlorophenol	ND	330	9.1
2-Chloronaphthalene	ND	330	8.4
2-Nitroaniline	ND	660	34
Dimethylphthalate	ND	330	8.4
Acenaphthylene	ND	66	8.4
2,6-Dinitrotoluene	ND	330	34
3-Nitroaniline	ND	660	42
Acenaphthene	ND	66	8.4
2,4-Dinitrophenol	ND	660	150
4-Nitrophenol	ND	660	75
Dibenzofuran	ND	330	8.4
2,4-Dinitrotoluene	ND	330	8.3
Diethylphthalate	ND	330	8.4
Fluorene	ND	66	8.4
4-Chlorophenyl-phenylether	ND	330	8.4
4-Nitroaniline	ND	660	42
4,6-Dinitro-2-methylphenol	ND	660	42
N-Nitrosodiphenylamine	ND	330	8.4
Azobenzene	ND	330	8.4
4-Bromophenyl-phenylether	ND	330	8.4
Hexachlorobenzene	ND	330	8.4
Pentachlorophenol	ND	660	100

J= Estimated value
 ND= Not Detected at or above MDL
 RL= Reporting Limit
 MDL= Method Detection Limit

Semivolatile Organics by GC/MS

Lab #:	304731	Location:	Vallco Cupertino, CA
Client:	WSP	Prep:	EPA 3550C
Project#:	VALLCO	Analysis:	EPA 8270C
Field ID:	W-2-(5)	Batch#:	265293
Lab ID:	304731-060	Sampled:	10/31/18
Matrix:	Soil	Received:	11/01/18
Units:	ug/Kg	Prepared:	11/08/18
Basis:	as received	Analyzed:	11/14/18
Diln Fac:	1.000		

Analyte	Result	RL	MDL
Phenanthrene	ND	66	8.4
Anthracene	ND	66	9.0
Di-n-butylphthalate	11 J	330	9.5
Fluoranthene	ND	66	9.3
Pyrene	ND	66	8.4
Butylbenzylphthalate	ND	330	9.6
3,3'-Dichlorobenzidine	ND	660	79
Benzo(a)anthracene	ND	66	8.4
Chrysene	ND	66	8.4
bis(2-Ethylhexyl)phthalate	ND	330	8.5
Di-n-octylphthalate	ND	330	34
Benzo(b)fluoranthene	ND	66	8.4
Benzo(k)fluoranthene	ND	66	8.4
Benzo(a)pyrene	ND	66	8.4
Indeno(1,2,3-cd)pyrene	ND	66	8.4
Dibenz(a,h)anthracene	ND	66	8.4
Benzo(g,h,i)perylene	ND	66	8.4

Surrogate	%REC	Limits
2-Fluorophenol	65	40-127
Phenol-d5	70	43-128
2,4,6-Tribromophenol	79	31-120
Nitrobenzene-d5	72	46-120
2-Fluorobiphenyl	72	40-120
Terphenyl-d14	76	56-120

J= Estimated value
 ND= Not Detected at or above MDL
 RL= Reporting Limit
 MDL= Method Detection Limit

Semivolatile Organics by GC/MS			
Lab #:	304731	Location:	Vallco Cupertino, CA
Client:	WSP	Prep:	EPA 3550C
Project#:	VALLCO	Analysis:	EPA 8270C
Field ID:	W-3-(1)	Batch#:	265293
Lab ID:	304731-064	Sampled:	10/31/18
Matrix:	Soil	Received:	11/01/18
Units:	ug/Kg	Prepared:	11/08/18
Basis:	as received	Analyzed:	11/14/18
Diln Fac:	10.00		

Analyte	Result	RL	MDL
N-Nitrosodimethylamine	ND	3,300	470
Pyridine	ND	3,300	220
Phenol	ND	3,300	100
bis(2-Chloroethyl)ether	ND	3,300	600
2-Chlorophenol	ND	3,300	100
1,3-Dichlorobenzene	ND	3,300	570
1,4-Dichlorobenzene	ND	3,300	100
Benzyl alcohol	ND	3,300	110
1,2-Dichlorobenzene	ND	3,300	100
2-Methylphenol	ND	3,300	140
bis(2-Chloroisopropyl) ether	ND	3,300	100
4-Methylphenol	ND	3,300	100
N-Nitroso-di-n-propylamine	ND	3,300	100
Hexachloroethane	ND	3,300	100
Nitrobenzene	ND	3,300	110
Isophorone	ND	3,300	100
2-Nitrophenol	ND	6,700	100
2,4-Dimethylphenol	ND	3,300	140
Benzoic acid	ND	17,000	4,400
bis(2-Chloroethoxy)methane	ND	3,300	100
2,4-Dichlorophenol	ND	3,300	100
1,2,4-Trichlorobenzene	ND	3,300	100
Naphthalene	ND	670	100
4-Chloroaniline	ND	3,300	94
Hexachlorobutadiene	ND	3,300	89
4-Chloro-3-methylphenol	ND	3,300	83
2-Methylnaphthalene	ND	670	100
Hexachlorocyclopentadiene	ND	6,700	750
2,4,6-Trichlorophenol	ND	3,300	130
2,4,5-Trichlorophenol	ND	3,300	84
2-Chloronaphthalene	ND	3,300	90
2-Nitroaniline	ND	6,700	110
Dimethylphthalate	ND	3,300	100
Acenaphthylene	ND	670	89
2,6-Dinitrotoluene	ND	3,300	90
3-Nitroaniline	ND	6,700	420
Acenaphthene	ND	670	100
2,4-Dinitrophenol	ND	6,700	1,500
4-Nitrophenol	ND	6,700	710
Dibenzofuran	ND	3,300	100
2,4-Dinitrotoluene	ND	3,300	96
Diethylphthalate	ND	3,300	110
Fluorene	ND	670	99
4-Chlorophenyl-phenylether	ND	3,300	97
4-Nitroaniline	ND	6,700	420
4,6-Dinitro-2-methylphenol	ND	6,700	770
N-Nitrosodiphenylamine	ND	3,300	110
Azobenzene	ND	3,300	86
4-Bromophenyl-phenylether	ND	3,300	110
Hexachlorobenzene	ND	3,300	110
Pentachlorophenol	ND	6,700	1,300

DO= Diluted Out
 ND= Not Detected at or above MDL
 RL= Reporting Limit
 MDL= Method Detection Limit

Semivolatile Organics by GC/MS

Lab #:	304731	Location:	Vallco Cupertino, CA
Client:	WSP	Prep:	EPA 3550C
Project#:	VALLCO	Analysis:	EPA 8270C
Field ID:	W-3-(1)	Batch#:	265293
Lab ID:	304731-064	Sampled:	10/31/18
Matrix:	Soil	Received:	11/01/18
Units:	ug/Kg	Prepared:	11/08/18
Basis:	as received	Analyzed:	11/14/18
Diln Fac:	10.00		

Analyte	Result	RL	MDL
Phenanthrene	ND	670	110
Anthracene	ND	670	110
Di-n-butylphthalate	ND	3,300	120
Fluoranthene	ND	670	100
Pyrene	ND	670	110
Butylbenzylphthalate	ND	3,300	100
3,3'-Dichlorobenzidine	ND	6,700	220
Benzo(a)anthracene	ND	670	100
Chrysene	ND	670	110
bis(2-Ethylhexyl)phthalate	ND	3,300	130
Di-n-octylphthalate	ND	3,300	100
Benzo(b)fluoranthene	ND	670	90
Benzo(k)fluoranthene	ND	670	95
Benzo(a)pyrene	ND	670	88
Indeno(1,2,3-cd)pyrene	ND	670	88
Dibenz(a,h)anthracene	ND	670	93
Benzo(g,h,i)perylene	ND	670	100

Surrogate	%REC	Limits
2-Fluorophenol	DO	40-127
Phenol-d5	DO	43-128
2,4,6-Tribromophenol	DO	31-120
Nitrobenzene-d5	DO	46-120
2-Fluorobiphenyl	DO	40-120
Terphenyl-d14	DO	56-120

DO= Diluted Out
 ND= Not Detected at or above MDL
 RL= Reporting Limit
 MDL= Method Detection Limit

Semivolatile Organics by GC/MS			
Lab #:	304731	Location:	Vallco Cupertino, CA
Client:	WSP	Prep:	EPA 3550C
Project#:	VALLCO	Analysis:	EPA 8270C
Field ID:	W-3-(5)	Batch#:	265293
Lab ID:	304731-065	Sampled:	10/31/18
Matrix:	Soil	Received:	11/01/18
Units:	ug/Kg	Prepared:	11/08/18
Basis:	as received	Analyzed:	11/14/18
Diln Fac:	1.000		

Analyte	Result	RL	MDL
N-Nitrosodimethylamine	ND	340	48
Pyridine	ND	340	22
Phenol	ND	340	10
bis(2-Chloroethyl)ether	ND	340	60
2-Chlorophenol	ND	340	10
1,3-Dichlorobenzene	ND	340	57
1,4-Dichlorobenzene	ND	340	10
Benzyl alcohol	ND	340	11
1,2-Dichlorobenzene	ND	340	10
2-Methylphenol	ND	340	14
bis(2-Chloroisopropyl) ether	ND	340	10
4-Methylphenol	ND	340	10
N-Nitroso-di-n-propylamine	ND	340	10
Hexachloroethane	ND	340	10
Nitrobenzene	ND	340	11
Isophorone	ND	340	10
2-Nitrophenol	ND	680	10
2,4-Dimethylphenol	ND	340	14
Benzoic acid	ND	1,700	440
bis(2-Chloroethoxy)methane	ND	340	10
2,4-Dichlorophenol	ND	340	10
1,2,4-Trichlorobenzene	ND	340	10
Naphthalene	ND	68	10
4-Chloroaniline	ND	340	9.5
Hexachlorobutadiene	ND	340	9.0
4-Chloro-3-methylphenol	ND	340	8.5
2-Methylnaphthalene	ND	68	10
Hexachlorocyclopentadiene	ND	680	76
2,4,6-Trichlorophenol	ND	340	13
2,4,5-Trichlorophenol	ND	340	8.5
2-Chloronaphthalene	ND	340	9.1
2-Nitroaniline	ND	680	11
Dimethylphthalate	ND	340	10
Acenaphthylene	ND	68	9.1
2,6-Dinitrotoluene	ND	340	9.1
3-Nitroaniline	ND	680	43
Acenaphthene	ND	68	10
2,4-Dinitrophenol	ND	680	150
4-Nitrophenol	ND	680	72
Dibenzofuran	ND	340	11
2,4-Dinitrotoluene	ND	340	9.8
Diethylphthalate	ND	340	11
Fluorene	ND	68	10
4-Chlorophenyl-phenylether	ND	340	9.8
4-Nitroaniline	ND	680	43
4,6-Dinitro-2-methylphenol	ND	680	78
N-Nitrosodiphenylamine	ND	340	11
Azobenzene	ND	340	8.7
4-Bromophenyl-phenylether	ND	340	11
Hexachlorobenzene	ND	340	11
Pentachlorophenol	ND	680	130
Phenanthrene	ND	68	11

ND= Not Detected at or above MDL

RL= Reporting Limit

MDL= Method Detection Limit

Semivolatile Organics by GC/MS

Lab #:	304731	Location:	Vallco Cupertino, CA
Client:	WSP	Prep:	EPA 3550C
Project#:	VALLCO	Analysis:	EPA 8270C
Field ID:	W-3-(5)	Batch#:	265293
Lab ID:	304731-065	Sampled:	10/31/18
Matrix:	Soil	Received:	11/01/18
Units:	ug/Kg	Prepared:	11/08/18
Basis:	as received	Analyzed:	11/14/18
Diln Fac:	1.000		

Analyte	Result	RL	MDL
Anthracene	ND	68	12
Di-n-butylphthalate	ND	340	12
Fluoranthene	ND	68	10
Pyrene	ND	68	11
Butylbenzylphthalate	ND	340	10
3,3'-Dichlorobenzidine	ND	680	22
Benzo(a)anthracene	ND	68	10
Chrysene	ND	68	11
bis(2-Ethylhexyl)phthalate	ND	340	13
Di-n-octylphthalate	ND	340	10
Benzo(b)fluoranthene	ND	68	9.1
Benzo(k)fluoranthene	ND	68	9.6
Benzo(a)pyrene	ND	68	8.9
Indeno(1,2,3-cd)pyrene	ND	68	9.0
Dibenz(a,h)anthracene	ND	68	9.5
Benzo(g,h,i)perylene	ND	68	10

Surrogate	%REC	Limits
2-Fluorophenol	57	40-127
Phenol-d5	55	43-128
2,4,6-Tribromophenol	54	31-120
Nitrobenzene-d5	51	46-120
2-Fluorobiphenyl	61	40-120
Terphenyl-d14	67	56-120

ND= Not Detected at or above MDL
 RL= Reporting Limit
 MDL= Method Detection Limit

Semivolatile Organics by GC/MS			
Lab #:	304731	Location:	Vallco Cupertino, CA
Client:	WSP	Prep:	EPA 3550C
Project#:	VALLCO	Analysis:	EPA 8270C
Field ID:	W-4-(1)	Batch#:	265293
Lab ID:	304731-069	Sampled:	10/31/18
Matrix:	Soil	Received:	11/01/18
Units:	ug/Kg	Prepared:	11/08/18
Basis:	as received	Analyzed:	11/14/18
Diln Fac:	5.000		

Analyte	Result	RL	MDL
N-Nitrosodimethylamine	ND	1,700	230
Pyridine	ND	1,700	110
Phenol	ND	1,700	50
bis(2-Chloroethyl)ether	ND	1,700	300
2-Chlorophenol	ND	1,700	50
1,3-Dichlorobenzene	ND	1,700	280
1,4-Dichlorobenzene	ND	1,700	50
Benzyl alcohol	ND	1,700	54
1,2-Dichlorobenzene	ND	1,700	50
2-Methylphenol	ND	1,700	68
bis(2-Chloroisopropyl) ether	ND	1,700	50
4-Methylphenol	ND	1,700	50
N-Nitroso-di-n-propylamine	ND	1,700	50
Hexachloroethane	ND	1,700	50
Nitrobenzene	ND	1,700	54
Isophorone	ND	1,700	50
2-Nitrophenol	ND	3,300	50
2,4-Dimethylphenol	ND	1,700	70
Benzoic acid	ND	8,300	2,200
bis(2-Chloroethoxy)methane	ND	1,700	50
2,4-Dichlorophenol	ND	1,700	50
1,2,4-Trichlorobenzene	ND	1,700	50
Naphthalene	ND	330	50
4-Chloroaniline	ND	1,700	47
Hexachlorobutadiene	ND	1,700	44
4-Chloro-3-methylphenol	ND	1,700	42
2-Methylnaphthalene	ND	330	50
Hexachlorocyclopentadiene	ND	3,300	370
2,4,6-Trichlorophenol	ND	1,700	63
2,4,5-Trichlorophenol	ND	1,700	42
2-Chloronaphthalene	ND	1,700	45
2-Nitroaniline	ND	3,300	54
Dimethylphthalate	ND	1,700	50
Acenaphthylene	ND	330	45
2,6-Dinitrotoluene	ND	1,700	45
3-Nitroaniline	ND	3,300	210
Acenaphthene	ND	330	50
2,4-Dinitrophenol	ND	3,300	750
4-Nitrophenol	ND	3,300	360
Dibenzofuran	ND	1,700	52
2,4-Dinitrotoluene	ND	1,700	48
Diethylphthalate	ND	1,700	56
Fluorene	ND	330	49
4-Chlorophenyl-phenylether	ND	1,700	48
4-Nitroaniline	ND	3,300	210
4,6-Dinitro-2-methylphenol	ND	3,300	380
N-Nitrosodiphenylamine	ND	1,700	53
Azobenzene	ND	1,700	43
4-Bromophenyl-phenylether	ND	1,700	53
Hexachlorobenzene	ND	1,700	53
Pentachlorophenol	ND	3,300	640
Phenanthrene	ND	330	52

ND= Not Detected at or above MDL

RL= Reporting Limit

MDL= Method Detection Limit

Semivolatile Organics by GC/MS

Lab #:	304731	Location:	Vallco Cupertino, CA
Client:	WSP	Prep:	EPA 3550C
Project#:	VALLCO	Analysis:	EPA 8270C
Field ID:	W-4-(1)	Batch#:	265293
Lab ID:	304731-069	Sampled:	10/31/18
Matrix:	Soil	Received:	11/01/18
Units:	ug/Kg	Prepared:	11/08/18
Basis:	as received	Analyzed:	11/14/18
Diln Fac:	5.000		

Analyte	Result	RL	MDL
Anthracene	ND	330	57
Di-n-butylphthalate	ND	1,700	60
Fluoranthene	ND	330	51
Pyrene	ND	330	54
Butylbenzylphthalate	ND	1,700	50
3,3'-Dichlorobenzidine	ND	3,300	110
Benzo(a)anthracene	ND	330	51
Chrysene	ND	330	56
bis(2-Ethylhexyl)phthalate	ND	1,700	65
Di-n-octylphthalate	ND	1,700	50
Benzo(b)fluoranthene	ND	330	45
Benzo(k)fluoranthene	ND	330	47
Benzo(a)pyrene	ND	330	44
Indeno(1,2,3-cd)pyrene	ND	330	44
Dibenz(a,h)anthracene	ND	330	46
Benzo(g,h,i)perylene	ND	330	50

Surrogate	%REC	Limits
2-Fluorophenol	61	40-127
Phenol-d5	59	43-128
2,4,6-Tribromophenol	50	31-120
Nitrobenzene-d5	54	46-120
2-Fluorobiphenyl	77	40-120
Terphenyl-d14	78	56-120

ND= Not Detected at or above MDL
 RL= Reporting Limit
 MDL= Method Detection Limit

Semivolatile Organics by GC/MS			
Lab #:	304731	Location:	Vallco Cupertino, CA
Client:	WSP	Prep:	EPA 3550C
Project#:	VALLCO	Analysis:	EPA 8270C
Field ID:	W-4-(5)	Batch#:	265293
Lab ID:	304731-070	Sampled:	10/31/18
Matrix:	Soil	Received:	11/01/18
Units:	ug/Kg	Prepared:	11/08/18
Basis:	as received	Analyzed:	11/14/18
Diln Fac:	5.000		

Analyte	Result	RL	MDL
N-Nitrosodimethylamine	ND	1,700	240
Pyridine	ND	1,700	110
Phenol	ND	1,700	50
bis(2-Chloroethyl)ether	ND	1,700	300
2-Chlorophenol	ND	1,700	50
1,3-Dichlorobenzene	ND	1,700	280
1,4-Dichlorobenzene	ND	1,700	50
Benzyl alcohol	ND	1,700	54
1,2-Dichlorobenzene	ND	1,700	50
2-Methylphenol	ND	1,700	68
bis(2-Chloroisopropyl) ether	ND	1,700	50
4-Methylphenol	ND	1,700	50
N-Nitroso-di-n-propylamine	ND	1,700	50
Hexachloroethane	ND	1,700	50
Nitrobenzene	ND	1,700	55
Isophorone	ND	1,700	50
2-Nitrophenol	ND	3,300	50
2,4-Dimethylphenol	ND	1,700	70
Benzoic acid	ND	8,300	2,200
bis(2-Chloroethoxy)methane	ND	1,700	50
2,4-Dichlorophenol	ND	1,700	50
1,2,4-Trichlorobenzene	ND	1,700	50
Naphthalene	ND	330	50
4-Chloroaniline	ND	1,700	47
Hexachlorobutadiene	ND	1,700	45
4-Chloro-3-methylphenol	ND	1,700	42
2-Methylnaphthalene	ND	330	50
Hexachlorocyclopentadiene	ND	3,300	380
2,4,6-Trichlorophenol	ND	1,700	63
2,4,5-Trichlorophenol	ND	1,700	42
2-Chloronaphthalene	ND	1,700	45
2-Nitroaniline	ND	3,300	54
Dimethylphthalate	ND	1,700	50
Acenaphthylene	ND	330	45
2,6-Dinitrotoluene	ND	1,700	45
3-Nitroaniline	ND	3,300	210
Acenaphthene	ND	330	50
2,4-Dinitrophenol	ND	3,300	750
4-Nitrophenol	ND	3,300	360
Dibenzofuran	ND	1,700	52
2,4-Dinitrotoluene	ND	1,700	48
Diethylphthalate	ND	1,700	57
Fluorene	ND	330	50
4-Chlorophenyl-phenylether	ND	1,700	48
4-Nitroaniline	ND	3,300	210
4,6-Dinitro-2-methylphenol	ND	3,300	380
N-Nitrosodiphenylamine	ND	1,700	53
Azobenzene	ND	1,700	43
4-Bromophenyl-phenylether	ND	1,700	53
Hexachlorobenzene	ND	1,700	54
Pentachlorophenol	ND	3,300	640
Phenanthrene	ND	330	53

ND= Not Detected at or above MDL

RL= Reporting Limit

MDL= Method Detection Limit

Semivolatile Organics by GC/MS

Lab #:	304731	Location:	Vallco Cupertino, CA
Client:	WSP	Prep:	EPA 3550C
Project#:	VALLCO	Analysis:	EPA 8270C
Field ID:	W-4-(5)	Batch#:	265293
Lab ID:	304731-070	Sampled:	10/31/18
Matrix:	Soil	Received:	11/01/18
Units:	ug/Kg	Prepared:	11/08/18
Basis:	as received	Analyzed:	11/14/18
Diln Fac:	5.000		

Analyte	Result	RL	MDL
Anthracene	ND	330	57
Di-n-butylphthalate	ND	1,700	61
Fluoranthene	ND	330	52
Pyrene	ND	330	55
Butylbenzylphthalate	ND	1,700	50
3,3'-Dichlorobenzidine	ND	3,300	110
Benzo(a)anthracene	ND	330	51
Chrysene	ND	330	57
bis(2-Ethylhexyl)phthalate	ND	1,700	65
Di-n-octylphthalate	ND	1,700	50
Benzo(b)fluoranthene	ND	330	45
Benzo(k)fluoranthene	ND	330	48
Benzo(a)pyrene	ND	330	44
Indeno(1,2,3-cd)pyrene	ND	330	44
Dibenz(a,h)anthracene	ND	330	47
Benzo(g,h,i)perylene	ND	330	51

Surrogate	%REC	Limits
2-Fluorophenol	71	40-127
Phenol-d5	68	43-128
2,4,6-Tribromophenol	58	31-120
Nitrobenzene-d5	64	46-120
2-Fluorobiphenyl	91	40-120
Terphenyl-d14	90	56-120

ND= Not Detected at or above MDL
 RL= Reporting Limit
 MDL= Method Detection Limit

Batch QC Report

Semivolatile Organics by GC/MS			
Lab #:	304731	Location:	Vallco Cupertino, CA
Client:	WSP	Prep:	EPA 3550C
Project#:	VALLCO	Analysis:	EPA 8270C
Type:	BLANK	Diln Fac:	1.000
Lab ID:	QC954440	Batch#:	265189
Matrix:	Soil	Prepared:	11/05/18
Units:	ug/Kg	Analyzed:	11/09/18

Analyte	Result	RL	MDL
N-Nitrosodimethylamine	ND	330	47
Pyridine	ND	330	22
Phenol	ND	330	10
bis(2-Chloroethyl)ether	ND	330	60
2-Chlorophenol	ND	330	10
1,3-Dichlorobenzene	ND	330	57
1,4-Dichlorobenzene	ND	330	10
Benzyl alcohol	ND	330	11
1,2-Dichlorobenzene	ND	330	10
2-Methylphenol	ND	330	14
bis(2-Chloroisopropyl) ether	ND	330	10
4-Methylphenol	ND	330	10
N-Nitroso-di-n-propylamine	ND	330	10
Hexachloroethane	ND	330	10
Nitrobenzene	ND	330	11
Isophorone	ND	330	10
2-Nitrophenol	ND	670	10
2,4-Dimethylphenol	ND	330	14
Benzoic acid	ND	1,700	440
bis(2-Chloroethoxy)methane	ND	330	10
2,4-Dichlorophenol	ND	330	10
1,2,4-Trichlorobenzene	ND	330	10
Naphthalene	ND	67	10
4-Chloroaniline	ND	330	9.4
Hexachlorobutadiene	ND	330	8.9
4-Chloro-3-methylphenol	ND	330	8.3
2-Methylnaphthalene	ND	67	10
Hexachlorocyclopentadiene	ND	670	75
2,4,6-Trichlorophenol	ND	330	13
2,4,5-Trichlorophenol	ND	330	8.4
2-Chloronaphthalene	ND	330	9.0
2-Nitroaniline	ND	670	11
Dimethylphthalate	ND	330	10
Acenaphthylene	ND	67	8.9
2,6-Dinitrotoluene	ND	330	9.0
3-Nitroaniline	ND	670	42
Acenaphthene	ND	67	10
2,4-Dinitrophenol	ND	670	150
4-Nitrophenol	ND	670	71
Dibenzofuran	ND	330	10
2,4-Dinitrotoluene	ND	330	9.6
Diethylphthalate	ND	330	11
Fluorene	ND	67	9.9
4-Chlorophenyl-phenylether	ND	330	9.7
4-Nitroaniline	ND	670	42
4,6-Dinitro-2-methylphenol	ND	670	77
N-Nitrosodiphenylamine	ND	330	11
Azobenzene	ND	330	8.6
4-Bromophenyl-phenylether	ND	330	11
Hexachlorobenzene	ND	330	11
Pentachlorophenol	ND	670	130
Phenanthrene	ND	67	11
Anthracene	ND	67	11

ND= Not Detected at or above MDL

RL= Reporting Limit

MDL= Method Detection Limit

Batch QC Report

Semivolatile Organics by GC/MS			
Lab #:	304731	Location:	Vallco Cupertino, CA
Client:	WSP	Prep:	EPA 3550C
Project#:	VALLCO	Analysis:	EPA 8270C
Type:	BLANK	Diln Fac:	1.000
Lab ID:	QC954440	Batch#:	265189
Matrix:	Soil	Prepared:	11/05/18
Units:	ug/Kg	Analyzed:	11/09/18

Analyte	Result	RL	MDL
Di-n-butylphthalate	ND	330	12
Fluoranthene	ND	67	10
Pyrene	ND	67	11
Butylbenzylphthalate	ND	330	10
3,3'-Dichlorobenzidine	ND	670	22
Benzo(a)anthracene	ND	67	10
Chrysene	ND	67	11
bis(2-Ethylhexyl)phthalate	ND	330	13
Di-n-octylphthalate	ND	330	10
Benzo(b)fluoranthene	ND	67	9.0
Benzo(k)fluoranthene	ND	67	9.5
Benzo(a)pyrene	ND	67	8.8
Indeno(1,2,3-cd)pyrene	ND	67	8.8
Dibenz(a,h)anthracene	ND	67	9.3
Benzo(g,h,i)perylene	ND	67	10

Surrogate	%REC	Limits
2-Fluorophenol	61	40-127
Phenol-d5	59	43-128
2,4,6-Tribromophenol	64	31-120
Nitrobenzene-d5	65	46-120
2-Fluorobiphenyl	64	40-120
Terphenyl-d14	59	56-120

ND= Not Detected at or above MDL
 RL= Reporting Limit
 MDL= Method Detection Limit

Batch QC Report

Semivolatile Organics by GC/MS			
Lab #:	304731	Location:	Vallco Cupertino, CA
Client:	WSP	Prep:	EPA 3550C
Project#:	VALLCO	Analysis:	EPA 8270C
Type:	LCS	Diln Fac:	1.000
Lab ID:	QC954441	Batch#:	265189
Matrix:	Soil	Prepared:	11/05/18
Units:	ug/Kg	Analyzed:	11/13/18

Analyte	Spiked	Result	%REC	Limits
Phenol	2,667	1,989	75	46-120
2-Chlorophenol	2,667	2,009	75	58-120
1,4-Dichlorobenzene	2,667	1,904	71	58-120
N-Nitroso-di-n-propylamine	2,667	2,177	82	50-120
1,2,4-Trichlorobenzene	2,667	2,065	77	62-120
4-Chloro-3-methylphenol	2,667	2,269	85	64-138
Acenaphthene	1,000	870.4	87	65-120
4-Nitrophenol	2,667	2,559	96	64-124
2,4-Dinitrotoluene	2,667	2,390	90	68-120
Pentachlorophenol	2,667	2,301	86	36-120
Pyrene	1,000	827.2	83	67-120

Surrogate	%REC	Limits
2-Fluorophenol	73	40-127
Phenol-d5	70	43-128
2,4,6-Tribromophenol	87	31-120
Nitrobenzene-d5	81	46-120
2-Fluorobiphenyl	79	40-120
Terphenyl-d14	81	56-120

Batch QC Report

Semivolatile Organics by GC/MS			
Lab #:	304731	Location:	Vallco Cupertino, CA
Client:	WSP	Prep:	EPA 3550C
Project#:	VALLCO	Analysis:	EPA 8270C
Field ID:	S-1-(5)	Batch#:	265189
MSS Lab ID:	304731-002	Sampled:	10/30/18
Matrix:	Soil	Received:	11/01/18
Units:	ug/Kg	Prepared:	11/05/18
Basis:	as received	Analyzed:	11/09/18
Diln Fac:	1.000		

Type: MS Lab ID: QC954442

Analyte	MSS Result	Spiked	Result	%REC	Limits
Phenol	<9.908	2,677	1,715	64	49-120
2-Chlorophenol	<9.908	2,677	1,639	61	56-120
1,4-Dichlorobenzene	<9.908	2,677	723.2	27 *	35-120
N-Nitroso-di-n-propylamine	<9.908	2,677	1,823	68	51-120
1,2,4-Trichlorobenzene	<9.908	2,677	1,194	45 *	50-120
4-Chloro-3-methylphenol	<8.265	2,677	1,821	68 *	69-128
Acenaphthene	<9.908	1,004	682.5	68	65-120
4-Nitrophenol	<70.67	2,677	1,911	71	64-120
2,4-Dinitrotoluene	<9.539	2,677	1,890	71 *	72-120
Pentachlorophenol	<126.8	2,677	1,623	61	18-120
Pyrene	<10.81	1,004	667.7	67 *	68-120

Surrogate	%REC	Limits
2-Fluorophenol	63	40-127
Phenol-d5	62	43-128
2,4,6-Tribromophenol	67	31-120
Nitrobenzene-d5	65	46-120
2-Fluorobiphenyl	57	40-120
Terphenyl-d14	61	56-120

Type: MSD Lab ID: QC954443

Analyte	Spiked	Result	%REC	Limits	RPD	Lim
Phenol	2,669	1,733	65	49-120	1	26
2-Chlorophenol	2,669	1,645	62	56-120	1	24
1,4-Dichlorobenzene	2,669	723.5	27 *	35-120	0	46
N-Nitroso-di-n-propylamine	2,669	1,809	68	51-120	0	24
1,2,4-Trichlorobenzene	2,669	1,178	44 *	50-120	1	27
4-Chloro-3-methylphenol	2,669	1,846	69	69-128	2	24
Acenaphthene	1,001	691.2	69	65-120	2	24
4-Nitrophenol	2,669	1,917	72	64-120	1	31
2,4-Dinitrotoluene	2,669	1,940	73	72-120	3	22
Pentachlorophenol	2,669	1,601	60	18-120	1	70
Pyrene	1,001	665.2	66 *	68-120	0	30

Surrogate	%REC	Limits
2-Fluorophenol	62	40-127
Phenol-d5	63	43-128
2,4,6-Tribromophenol	68	31-120
Nitrobenzene-d5	63	46-120
2-Fluorobiphenyl	58	40-120
Terphenyl-d14	63	56-120

*= Value outside of QC limits; see narrative

RPD= Relative Percent Difference

Batch QC Report

Semivolatile Organics by GC/MS			
Lab #:	304731	Location:	Vallco Cupertino, CA
Client:	WSP	Prep:	EPA 3550C
Project#:	VALLCO	Analysis:	EPA 8270C
Type:	BLANK	Diln Fac:	1.000
Lab ID:	QC954795	Batch#:	265278
Matrix:	Soil	Prepared:	11/07/18
Units:	ug/Kg	Analyzed:	11/09/18

Analyte	Result	RL	MDL
N-Nitrosodimethylamine	ND	330	47
Pyridine	ND	330	22
Phenol	ND	330	10
bis(2-Chloroethyl)ether	ND	330	60
2-Chlorophenol	ND	330	10
1,3-Dichlorobenzene	ND	330	57
1,4-Dichlorobenzene	ND	330	10
Benzyl alcohol	ND	330	11
1,2-Dichlorobenzene	ND	330	10
2-Methylphenol	ND	330	14
bis(2-Chloroisopropyl) ether	ND	330	10
4-Methylphenol	ND	330	10
N-Nitroso-di-n-propylamine	ND	330	10
Hexachloroethane	ND	330	10
Nitrobenzene	ND	330	11
Isophorone	ND	330	10
2-Nitrophenol	ND	670	10
2,4-Dimethylphenol	ND	330	14
Benzoic acid	ND	1,700	440
bis(2-Chloroethoxy)methane	ND	330	10
2,4-Dichlorophenol	ND	330	10
1,2,4-Trichlorobenzene	ND	330	10
Naphthalene	ND	67	10
4-Chloroaniline	ND	330	9.4
Hexachlorobutadiene	ND	330	8.9
4-Chloro-3-methylphenol	ND	330	8.3
2-Methylnaphthalene	ND	67	10
Hexachlorocyclopentadiene	ND	670	75
2,4,6-Trichlorophenol	ND	330	13
2,4,5-Trichlorophenol	ND	330	8.4
2-Chloronaphthalene	ND	330	9.0
2-Nitroaniline	ND	670	11
Dimethylphthalate	ND	330	10
Acenaphthylene	ND	67	8.9
2,6-Dinitrotoluene	ND	330	9.0
3-Nitroaniline	ND	670	42
Acenaphthene	ND	67	10
2,4-Dinitrophenol	ND	670	150
4-Nitrophenol	ND	670	71
Dibenzofuran	ND	330	10
2,4-Dinitrotoluene	ND	330	9.6
Diethylphthalate	ND	330	11
Fluorene	ND	67	9.9
4-Chlorophenyl-phenylether	ND	330	9.7
4-Nitroaniline	ND	670	42
4,6-Dinitro-2-methylphenol	ND	670	77
N-Nitrosodiphenylamine	ND	330	11
Azobenzene	ND	330	8.6
4-Bromophenyl-phenylether	ND	330	11
Hexachlorobenzene	ND	330	11
Pentachlorophenol	ND	670	130
Phenanthrene	ND	67	11
Anthracene	ND	67	11

ND= Not Detected at or above MDL

RL= Reporting Limit

MDL= Method Detection Limit

Batch QC Report

Semivolatile Organics by GC/MS			
Lab #:	304731	Location:	Vallco Cupertino, CA
Client:	WSP	Prep:	EPA 3550C
Project#:	VALLCO	Analysis:	EPA 8270C
Type:	BLANK	Diln Fac:	1.000
Lab ID:	QC954795	Batch#:	265278
Matrix:	Soil	Prepared:	11/07/18
Units:	ug/Kg	Analyzed:	11/09/18

Analyte	Result	RL	MDL
Di-n-butylphthalate	ND	330	12
Fluoranthene	ND	67	10
Pyrene	ND	67	11
Butylbenzylphthalate	ND	330	10
3,3'-Dichlorobenzidine	ND	670	22
Benzo(a)anthracene	ND	67	10
Chrysene	ND	67	11
bis(2-Ethylhexyl)phthalate	ND	330	13
Di-n-octylphthalate	ND	330	10
Benzo(b)fluoranthene	ND	67	9.0
Benzo(k)fluoranthene	ND	67	9.5
Benzo(a)pyrene	ND	67	8.8
Indeno(1,2,3-cd)pyrene	ND	67	8.8
Dibenz(a,h)anthracene	ND	67	9.3
Benzo(g,h,i)perylene	ND	67	10

Surrogate	%REC	Limits
2-Fluorophenol	58	40-127
Phenol-d5	57	43-128
2,4,6-Tribromophenol	63	31-120
Nitrobenzene-d5	60	46-120
2-Fluorobiphenyl	63	40-120
Terphenyl-d14	61	56-120

ND= Not Detected at or above MDL
 RL= Reporting Limit
 MDL= Method Detection Limit

Batch QC Report

Semivolatile Organics by GC/MS			
Lab #:	304731	Location:	Vallco Cupertino, CA
Client:	WSP	Prep:	EPA 3550C
Project#:	VALLCO	Analysis:	EPA 8270C
Type:	LCS	Diln Fac:	1.000
Lab ID:	QC954796	Batch#:	265278
Matrix:	Soil	Prepared:	11/07/18
Units:	ug/Kg	Analyzed:	11/14/18

Analyte	Spiked	Result	%REC	Limits
Phenol	2,667	1,944	73	46-120
2-Chlorophenol	2,667	1,927	72	58-120
1,4-Dichlorobenzene	2,667	1,873	70	58-120
N-Nitroso-di-n-propylamine	2,667	2,017	76	50-120
1,2,4-Trichlorobenzene	2,667	1,935	73	62-120
4-Chloro-3-methylphenol	2,667	2,209	83	64-138
Acenaphthene	1,000	884.6	88	65-120
4-Nitrophenol	2,667	2,543	95	64-124
2,4-Dinitrotoluene	2,667	2,327	87	68-120
Pentachlorophenol	2,667	2,273	85	36-120
Pyrene	1,000	803.7	80	67-120

Surrogate	%REC	Limits
2-Fluorophenol	69	40-127
Phenol-d5	68	43-128
2,4,6-Tribromophenol	84	31-120
Nitrobenzene-d5	76	46-120
2-Fluorobiphenyl	75	40-120
Terphenyl-d14	78	56-120

Batch QC Report

Semivolatile Organics by GC/MS			
Lab #:	304731	Location:	Vallco Cupertino, CA
Client:	WSP	Prep:	EPA 3550C
Project#:	VALLCO	Analysis:	EPA 8270C
Type:	BLANK	Diln Fac:	1.000
Lab ID:	QC954857	Batch#:	265293
Matrix:	Soil	Prepared:	11/08/18
Units:	ug/Kg	Analyzed:	11/09/18

Analyte	Result	RL	MDL
N-Nitrosodimethylamine	ND	330	47
Pyridine	ND	330	22
Phenol	ND	330	10
bis(2-Chloroethyl)ether	ND	330	60
2-Chlorophenol	ND	330	10
1,3-Dichlorobenzene	ND	330	57
1,4-Dichlorobenzene	ND	330	10
Benzyl alcohol	ND	330	11
1,2-Dichlorobenzene	ND	330	10
2-Methylphenol	ND	330	14
bis(2-Chloroisopropyl) ether	ND	330	10
4-Methylphenol	ND	330	10
N-Nitroso-di-n-propylamine	ND	330	10
Hexachloroethane	ND	330	10
Nitrobenzene	ND	330	11
Isophorone	ND	330	10
2-Nitrophenol	ND	670	10
2,4-Dimethylphenol	ND	330	14
Benzoic acid	ND	1,700	440
bis(2-Chloroethoxy)methane	ND	330	10
2,4-Dichlorophenol	ND	330	10
1,2,4-Trichlorobenzene	ND	330	10
Naphthalene	ND	67	10
4-Chloroaniline	ND	330	9.4
Hexachlorobutadiene	ND	330	8.9
4-Chloro-3-methylphenol	ND	330	8.3
2-Methylnaphthalene	ND	67	10
Hexachlorocyclopentadiene	ND	670	75
2,4,6-Trichlorophenol	ND	330	13
2,4,5-Trichlorophenol	ND	330	8.4
2-Chloronaphthalene	ND	330	9.0
2-Nitroaniline	ND	670	11
Dimethylphthalate	ND	330	10
Acenaphthylene	ND	67	8.9
2,6-Dinitrotoluene	ND	330	9.0
3-Nitroaniline	ND	670	42
Acenaphthene	ND	67	10
2,4-Dinitrophenol	ND	670	150
4-Nitrophenol	ND	670	71
Dibenzofuran	ND	330	10
2,4-Dinitrotoluene	ND	330	9.6
Diethylphthalate	ND	330	11
Fluorene	ND	67	9.9
4-Chlorophenyl-phenylether	ND	330	9.7
4-Nitroaniline	ND	670	42
4,6-Dinitro-2-methylphenol	ND	670	77
N-Nitrosodiphenylamine	ND	330	11
Azobenzene	ND	330	8.6
4-Bromophenyl-phenylether	ND	330	11
Hexachlorobenzene	ND	330	11
Pentachlorophenol	ND	670	130
Phenanthrene	ND	67	11
Anthracene	ND	67	11

ND= Not Detected at or above MDL

RL= Reporting Limit

MDL= Method Detection Limit

Batch QC Report

Semivolatile Organics by GC/MS			
Lab #:	304731	Location:	Vallco Cupertino, CA
Client:	WSP	Prep:	EPA 3550C
Project#:	VALLCO	Analysis:	EPA 8270C
Type:	BLANK	Diln Fac:	1.000
Lab ID:	QC954857	Batch#:	265293
Matrix:	Soil	Prepared:	11/08/18
Units:	ug/Kg	Analyzed:	11/09/18

Analyte	Result	RL	MDL
Di-n-butylphthalate	ND	330	12
Fluoranthene	ND	67	10
Pyrene	ND	67	11
Butylbenzylphthalate	ND	330	10
3,3'-Dichlorobenzidine	ND	670	22
Benzo(a)anthracene	ND	67	10
Chrysene	ND	67	11
bis(2-Ethylhexyl)phthalate	ND	330	13
Di-n-octylphthalate	ND	330	10
Benzo(b)fluoranthene	ND	67	9.0
Benzo(k)fluoranthene	ND	67	9.5
Benzo(a)pyrene	ND	67	8.8
Indeno(1,2,3-cd)pyrene	ND	67	8.8
Dibenz(a,h)anthracene	ND	67	9.3
Benzo(g,h,i)perylene	ND	67	10

Surrogate	%REC	Limits
2-Fluorophenol	70	40-127
Phenol-d5	70	43-128
2,4,6-Tribromophenol	85	31-120
Nitrobenzene-d5	69	46-120
2-Fluorobiphenyl	77	40-120
Terphenyl-d14	83	56-120

ND= Not Detected at or above MDL
 RL= Reporting Limit
 MDL= Method Detection Limit

Batch QC Report

Semivolatile Organics by GC/MS			
Lab #:	304731	Location:	Vallco Cupertino, CA
Client:	WSP	Prep:	EPA 3550C
Project#:	VALLCO	Analysis:	EPA 8270C
Type:	LCS	Diln Fac:	1.000
Lab ID:	QC954858	Batch#:	265293
Matrix:	Soil	Prepared:	11/08/18
Units:	ug/Kg	Analyzed:	11/09/18

Analyte	Spiked	Result	%REC	Limits
Phenol	2,667	2,100	79	46-120
2-Chlorophenol	2,667	2,043	77	58-120
1,4-Dichlorobenzene	2,667	1,785	67	58-120
N-Nitroso-di-n-propylamine	2,667	2,323	87	50-120
1,2,4-Trichlorobenzene	2,667	1,859	70	62-120
4-Chloro-3-methylphenol	2,667	2,241	84	64-138
Acenaphthene	1,000	868.4	87	65-120
4-Nitrophenol	2,667	2,396	90	64-124
2,4-Dinitrotoluene	2,667	2,442	92	68-120
Pentachlorophenol	2,667	2,153	81	36-120
Pyrene	1,000	920.6	92	67-120

Surrogate	%REC	Limits
2-Fluorophenol	74	40-127
Phenol-d5	75	43-128
2,4,6-Tribromophenol	88	31-120
Nitrobenzene-d5	78	46-120
2-Fluorobiphenyl	76	40-120
Terphenyl-d14	79	56-120

Organochlorine Pesticides			
Lab #:	304731	Location:	Vallco Cupertino, CA
Client:	WSP	Prep:	EPA 3546
Project#:	VALLCO	Analysis:	EPA 8081A
Field ID:	S-1-(1)	Batch#:	265233
Lab ID:	304731-001	Sampled:	10/30/18
Matrix:	Soil	Received:	11/01/18
Units:	ug/Kg	Prepared:	11/06/18
Basis:	as received	Analyzed:	11/13/18
Diln Fac:	10.00		

Cleanup Method: EPA 3620

Analyte	Result	RL	MDL
alpha-BHC	ND	11	1.0
beta-BHC	ND	11	0.64
gamma-BHC	ND	11	0.81
delta-BHC	ND	11	0.80
Heptachlor	ND	11	0.80
Aldrin	ND	11	0.61
Heptachlor epoxide	ND	11	0.77
Endosulfan I	ND	11	0.80
Dieldrin	3.8 J	22	0.80
4,4'-DDE	19 J	22	0.80
Endrin	ND	22	0.66
Endosulfan II	ND	22	0.80
Endosulfan sulfate	ND	22	0.74
4,4'-DDD	ND	22	1.5
Endrin aldehyde	ND	22	5.9
4,4'-DDT	11 J	22	3.3
alpha-Chlordane	ND	11	1.8
gamma-Chlordane	1.2 C J	11	1.1
Methoxychlor	ND	110	15
Toxaphene	ND	400	130

Surrogate	%REC	Limits
TCMX	DO	28-136
Decachlorobiphenyl	DO	41-142

C= Presence confirmed, but RPD between columns exceeds 40%

J= Estimated value

DO= Diluted Out

ND= Not Detected at or above MDL

RL= Reporting Limit

MDL= Method Detection Limit

Organochlorine Pesticides			
Lab #:	304731	Location:	Vallco Cupertino, CA
Client:	WSP	Prep:	EPA 3546
Project#:	VALLCO	Analysis:	EPA 8081A
Field ID:	S-1-(5)	Batch#:	265233
Lab ID:	304731-002	Sampled:	10/30/18
Matrix:	Soil	Received:	11/01/18
Units:	ug/Kg	Prepared:	11/06/18
Basis:	as received	Analyzed:	11/13/18
Diln Fac:	1.000		

Cleanup Method: EPA 3620

Analyte	Result	RL	MDL
alpha-BHC	ND	1.1	0.10
beta-BHC	ND	1.1	0.064
gamma-BHC	ND	1.1	0.080
delta-BHC	ND	1.1	0.079
Heptachlor	ND	1.1	0.079
Aldrin	ND	1.1	0.061
Heptachlor epoxide	ND	1.1	0.077
Endosulfan I	ND	1.1	0.079
Dieldrin	0.79 J	2.2	0.079
4,4'-DDE	9.1 #	2.2	0.079
Endrin	ND	2.2	0.066
Endosulfan II	ND	2.2	0.079
Endosulfan sulfate	ND	2.2	0.074
4,4'-DDD	ND	2.2	0.079
Endrin aldehyde	ND	2.2	0.59
4,4'-DDT	3.4	2.2	0.33
alpha-Chlordane	ND	1.1	0.18
gamma-Chlordane	0.33 J	1.1	0.14
Methoxychlor	ND	11	1.5
Toxaphene	ND	40	13

Surrogate	%REC	Limits
TCMX	88	28-136
Decachlorobiphenyl	91	41-142

#= CCV drift outside limits; average CCV drift within limits per method requirements

J= Estimated value

ND= Not Detected at or above MDL

RL= Reporting Limit

MDL= Method Detection Limit

Organochlorine Pesticides			
Lab #:	304731	Location:	Vallco Cupertino, CA
Client:	WSP	Prep:	EPA 3546
Project#:	VALLCO	Analysis:	EPA 8081A
Field ID:	S-2-(1)	Batch#:	265233
Lab ID:	304731-006	Sampled:	10/30/18
Matrix:	Soil	Received:	11/01/18
Units:	ug/Kg	Prepared:	11/06/18
Basis:	as received	Analyzed:	11/13/18
Diln Fac:	1.000		

Cleanup Method: EPA 3620

Analyte	Result	RL	MDL
alpha-BHC	ND	1.1	0.099
beta-BHC	ND	1.1	0.063
gamma-BHC	ND	1.1	0.079
delta-BHC	ND	1.1	0.079
Heptachlor	ND	1.1	0.079
Aldrin	ND	1.1	0.060
Heptachlor epoxide	ND	1.1	0.076
Endosulfan I	ND	1.1	0.11
Dieldrin	0.99 J	2.2	0.079
4,4'-DDE	3.5 #	2.2	0.079
Endrin	ND	2.2	0.065
Endosulfan II	ND	2.2	0.079
Endosulfan sulfate	ND	2.2	0.073
4,4'-DDD	0.57 J	2.2	0.079
Endrin aldehyde	ND	2.2	0.58
4,4'-DDT	1.3 J	2.2	0.33
alpha-Chlordane	ND	1.1	0.18
gamma-Chlordane	0.24 C J	1.1	0.11
Methoxychlor	ND	11	1.5
Toxaphene	ND	39	13

Surrogate	%REC	Limits
TCMX	77	28-136
Decachlorobiphenyl	81	41-142

#= CCV drift outside limits; average CCV drift within limits per method requirements

C= Presence confirmed, but RPD between columns exceeds 40%

J= Estimated value

ND= Not Detected at or above MDL

RL= Reporting Limit

MDL= Method Detection Limit

Organochlorine Pesticides			
Lab #:	304731	Location:	Vallco Cupertino, CA
Client:	WSP	Prep:	EPA 3546
Project#:	VALLCO	Analysis:	EPA 8081A
Field ID:	S-2-(5)	Batch#:	265233
Lab ID:	304731-007	Sampled:	10/30/18
Matrix:	Soil	Received:	11/01/18
Units:	ug/Kg	Prepared:	11/06/18
Basis:	as received	Analyzed:	11/13/18
Diln Fac:	20.00		

Cleanup Method: EPA 3620

Analyte	Result	RL	MDL
alpha-BHC	ND	22	2.0
beta-BHC	ND	22	1.3
gamma-BHC	ND	22	1.6
delta-BHC	ND	22	1.6
Heptachlor	ND	22	1.6
Aldrin	ND	22	1.2
Heptachlor epoxide	ND	22	1.5
Endosulfan I	ND	22	1.6
Dieldrin	ND	44	1.6
4,4'-DDE	ND	44	1.6
Endrin	ND	44	1.3
Endosulfan II	ND	44	1.6
Endosulfan sulfate	ND	44	1.5
4,4'-DDD	ND	44	1.6
Endrin aldehyde	ND	44	12
4,4'-DDT	ND	44	1.8
alpha-Chlordane	ND	22	3.6
gamma-Chlordane	ND	22	2.2
Methoxychlor	ND	220	30
Toxaphene	ND	800	270

Surrogate	%REC	Limits
TCMX	DO	28-136
Decachlorobiphenyl	DO	41-142

DO= Diluted Out

ND= Not Detected at or above MDL

RL= Reporting Limit

MDL= Method Detection Limit

Organochlorine Pesticides			
Lab #:	304731	Location:	Vallco Cupertino, CA
Client:	WSP	Prep:	EPA 3546
Project#:	VALLCO	Analysis:	EPA 8081A
Field ID:	S-3-(1)	Batch#:	265233
Lab ID:	304731-011	Sampled:	10/30/18
Matrix:	Soil	Received:	11/01/18
Units:	ug/Kg	Prepared:	11/06/18
Basis:	as received	Analyzed:	11/13/18
Diln Fac:	50.00		

Cleanup Method: EPA 3620

Analyte	Result	RL	MDL
alpha-BHC	ND	55	5.0
beta-BHC	ND	55	3.2
gamma-BHC	ND	55	4.0
delta-BHC	ND	55	4.0
Heptachlor	ND	55	4.0
Aldrin	ND	55	3.0
Heptachlor epoxide	ND	55	3.8
Endosulfan I	ND	55	4.0
Dieldrin	ND	110	4.0
4,4'-DDE	ND	110	4.0
Endrin	ND	110	3.3
Endosulfan II	ND	110	4.0
Endosulfan sulfate	ND	110	3.7
4,4'-DDD	ND	110	4.0
Endrin aldehyde	ND	110	29
4,4'-DDT	ND	110	4.5
alpha-Chlordane	ND	55	8.9
gamma-Chlordane	ND	55	5.5
Methoxychlor	ND	550	76
Toxaphene	ND	2,000	660

Surrogate	%REC	Limits
TCMX	DO	28-136
Decachlorobiphenyl	DO	41-142

DO= Diluted Out

ND= Not Detected at or above MDL

RL= Reporting Limit

MDL= Method Detection Limit

Organochlorine Pesticides			
Lab #:	304731	Location:	Vallco Cupertino, CA
Client:	WSP	Prep:	EPA 3546
Project#:	VALLCO	Analysis:	EPA 8081A
Field ID:	S-3-(5)	Batch#:	265233
Lab ID:	304731-012	Sampled:	10/30/18
Matrix:	Soil	Received:	11/01/18
Units:	ug/Kg	Prepared:	11/06/18
Basis:	as received	Analyzed:	11/13/18
Diln Fac:	1.000		

Cleanup Method: EPA 3620

Analyte	Result	RL	MDL
alpha-BHC	ND	1.1	0.10
beta-BHC	ND	1.1	0.065
gamma-BHC	ND	1.1	0.081
delta-BHC	ND	1.1	0.080
Heptachlor	ND	1.1	0.080
Aldrin	ND	1.1	0.061
Heptachlor epoxide	ND	1.1	0.077
Endosulfan I	ND	1.1	0.080
Dieldrin	0.17 J	2.2	0.080
4,4'-DDE	3.3 #	2.2	0.080
Endrin	ND	2.2	0.066
Endosulfan II	ND	2.2	0.080
Endosulfan sulfate	ND	2.2	0.18
4,4'-DDD	0.59 C J	2.2	0.15
Endrin aldehyde	ND	2.2	0.59
4,4'-DDT	ND	2.2	0.34
alpha-Chlordane	ND	1.1	0.18
gamma-Chlordane	0.34 J	1.1	0.14
Methoxychlor	ND	11	1.5
Toxaphene	ND	40	13

Surrogate	%REC	Limits
TCMX	80	28-136
Decachlorobiphenyl	79	41-142

#= CCV drift outside limits; average CCV drift within limits per method requirements

C= Presence confirmed, but RPD between columns exceeds 40%

J= Estimated value

ND= Not Detected at or above MDL

RL= Reporting Limit

MDL= Method Detection Limit

Organochlorine Pesticides			
Lab #:	304731	Location:	Vallco Cupertino, CA
Client:	WSP	Prep:	EPA 3546
Project#:	VALLCO	Analysis:	EPA 8081A
Field ID:	S-4-(1)	Batch#:	265233
Lab ID:	304731-016	Sampled:	10/30/18
Matrix:	Soil	Received:	11/01/18
Units:	ug/Kg	Prepared:	11/06/18
Basis:	as received	Analyzed:	11/13/18
Diln Fac:	1.000		

Cleanup Method: EPA 3620

Analyte	Result	RL	MDL
alpha-BHC	0.23 J	1.1	0.088
beta-BHC	0.087 C J	1.1	0.064
gamma-BHC	ND	1.1	0.12
delta-BHC	0.094 C J	1.1	0.079
Heptachlor	ND	1.1	0.079
Aldrin	0.14 C J	1.1	0.092
Heptachlor epoxide	ND	1.1	0.076
Endosulfan I	ND	1.1	0.079
Dieldrin	15 #	2.2	0.079
4,4'-DDE	65 #	2.2	0.079
Endrin	ND	2.2	0.066
Endosulfan II	ND	2.2	0.079
Endosulfan sulfate	ND	2.2	0.18
4,4'-DDD	6.3 #	2.2	0.079
Endrin aldehyde	ND	2.2	0.58
4,4'-DDT	1.2 C J	2.2	0.33
alpha-Chlordane	ND	1.1	0.18
gamma-Chlordane	ND	1.1	0.14
Methoxychlor	ND	11	1.5
Toxaphene	ND	39	13

Surrogate	%REC	Limits
TCMX	72	28-136
Decachlorobiphenyl	66	41-142

#= CCV drift outside limits; average CCV drift within limits per method requirements

C= Presence confirmed, but RPD between columns exceeds 40%

J= Estimated value

ND= Not Detected at or above MDL

RL= Reporting Limit

MDL= Method Detection Limit

Organochlorine Pesticides			
Lab #:	304731	Location:	Vallco Cupertino, CA
Client:	WSP	Prep:	EPA 3546
Project#:	VALLCO	Analysis:	EPA 8081A
Field ID:	S-4-(5)	Batch#:	265233
Lab ID:	304731-017	Sampled:	10/30/18
Matrix:	Soil	Received:	11/01/18
Units:	ug/Kg	Prepared:	11/06/18
Basis:	as received	Analyzed:	11/13/18
Diln Fac:	1.000		

Cleanup Method: EPA 3620

Analyte	Result	RL	MDL
alpha-BHC	ND	1.1	0.099
beta-BHC	ND	1.1	0.064
gamma-BHC	ND	1.1	0.080
delta-BHC	ND	1.1	0.079
Heptachlor	ND	1.1	0.079
Aldrin	ND	1.1	0.060
Heptachlor epoxide	ND	1.1	0.076
Endosulfan I	ND	1.1	0.079
Dieldrin	ND	2.2	0.079
4,4'-DDE	ND	2.2	0.098
Endrin	ND	2.2	0.066
Endosulfan II	ND	2.2	0.079
Endosulfan sulfate	ND	2.2	0.073
4,4'-DDD	ND	2.2	0.079
Endrin aldehyde	ND	2.2	0.58
4,4'-DDT	ND	2.2	0.089
alpha-Chlordane	ND	1.1	0.18
gamma-Chlordane	ND	1.1	0.14
Methoxychlor	ND	11	1.5
Toxaphene	ND	39	13

Surrogate	%REC	Limits
TCMX	80	28-136
Decachlorobiphenyl	74	41-142

ND= Not Detected at or above MDL

RL= Reporting Limit

MDL= Method Detection Limit

Organochlorine Pesticides			
Lab #:	304731	Location:	Vallco Cupertino, CA
Client:	WSP	Prep:	EPA 3546
Project#:	VALLCO	Analysis:	EPA 8081A
Field ID:	S-5-(1)	Batch#:	265246
Lab ID:	304731-021	Sampled:	10/30/18
Matrix:	Soil	Received:	11/01/18
Units:	ug/Kg	Prepared:	11/07/18
Basis:	as received	Analyzed:	11/13/18
Diln Fac:	2.000		

Analyte	Result	RL	MDL
alpha-BHC	ND	2.2	0.20
beta-BHC	ND	2.2	0.13
gamma-BHC	ND	2.2	0.16
delta-BHC	ND	2.2	0.16
Heptachlor	ND	2.2	0.16
Aldrin	ND	2.2	0.12
Heptachlor epoxide	ND	2.2	0.15
Endosulfan I	ND	2.2	0.16
Dieldrin	ND	4.3	0.16
4,4'-DDE	0.18 C J	4.3	0.16
Endrin	0.60 C J	4.3	0.13
Endosulfan II	0.18 C J	4.3	0.16
Endosulfan sulfate	ND	4.3	0.35
4,4'-DDD	ND	4.3	0.16
Endrin aldehyde	ND	4.3	1.1
4,4'-DDT	ND	4.3	0.65
alpha-Chlordane	ND	2.2	0.35
gamma-Chlordane	ND	2.2	0.27
Methoxychlor	ND	22	3.0
Toxaphene	ND	78	26

Surrogate	%REC	Limits
TCMX	38	28-136
Decachlorobiphenyl	38 *	41-142

*= Value outside of QC limits; see narrative
 C= Presence confirmed, but RPD between columns exceeds 40%
 J= Estimated value
 ND= Not Detected at or above MDL
 RL= Reporting Limit
 MDL= Method Detection Limit

Organochlorine Pesticides

Lab #:	304731	Location:	Vallco Cupertino, CA
Client:	WSP	Prep:	EPA 3546
Project#:	VALLCO	Analysis:	EPA 8081A
Field ID:	S-5-(5)	Batch#:	265246
Lab ID:	304731-022	Sampled:	10/30/18
Matrix:	Soil	Received:	11/01/18
Units:	ug/Kg	Prepared:	11/07/18
Basis:	as received	Analyzed:	11/13/18
Diln Fac:	1.000		

Analyte	Result	RL	MDL
alpha-BHC	ND	1.1	0.098
beta-BHC	ND	1.1	0.063
gamma-BHC	ND	1.1	0.079
delta-BHC	ND	1.1	0.078
Heptachlor	ND	1.1	0.078
Aldrin	ND	1.1	0.060
Heptachlor epoxide	ND	1.1	0.083
Endosulfan I	ND	1.1	0.078
Dieldrin	0.80 J	2.2	0.078
4,4'-DDE	1.5 J	2.2	0.078
Endrin	ND	2.2	0.065
Endosulfan II	ND	2.2	0.078
Endosulfan sulfate	ND	2.2	0.072
4,4'-DDD	0.48 J	2.2	0.078
Endrin aldehyde	ND	2.2	0.57
4,4'-DDT	ND	2.2	0.088
alpha-Chlordane	ND	1.1	0.17
gamma-Chlordane	0.23 C J	1.1	0.11
Methoxychlor	ND	11	1.5
Toxaphene	ND	39	13

Surrogate	%REC	Limits
TCMX	60	28-136
Decachlorobiphenyl	54	41-142

C= Presence confirmed, but RPD between columns exceeds 40%

J= Estimated value

ND= Not Detected at or above MDL

RL= Reporting Limit

MDL= Method Detection Limit

Organochlorine Pesticides			
Lab #:	304731	Location:	Vallco Cupertino, CA
Client:	WSP	Prep:	EPA 3546
Project#:	VALLCO	Analysis:	EPA 8081A
Field ID:	S-6-(1)	Batch#:	265246
Lab ID:	304731-026	Sampled:	10/30/18
Matrix:	Soil	Received:	11/01/18
Units:	ug/Kg	Prepared:	11/07/18
Basis:	as received	Analyzed:	11/14/18
Diln Fac:	1.000		

Analyte	Result	RL	MDL
alpha-BHC	ND	1.1	0.087
beta-BHC	ND	1.1	0.11
gamma-BHC	ND	1.1	0.12
delta-BHC	ND	1.1	0.15
Heptachlor	ND	1.1	0.12
Aldrin	ND	1.1	0.091
Heptachlor epoxide	ND	1.1	0.083
Endosulfan I	ND	1.1	0.11
Dieldrin	ND	2.2	0.086
4,4'-DDE	1.2 J	2.2	0.078
Endrin	ND	2.2	0.20
Endosulfan II	ND	2.2	0.12
Endosulfan sulfate	ND	2.2	0.17
4,4'-DDD	ND	2.2	0.15
Endrin aldehyde	ND	2.2	0.67
4,4'-DDT	ND	2.2	0.33
alpha-Chlordane	ND	1.1	0.14
gamma-Chlordane	0.23 J	1.1	0.11
Methoxychlor	ND	11	2.6
Toxaphene	ND	39	11

Surrogate	%REC	Limits
TCMX	83	28-136
Decachlorobiphenyl	65	41-142

J= Estimated value

ND= Not Detected at or above MDL

RL= Reporting Limit

MDL= Method Detection Limit

Organochlorine Pesticides			
Lab #:	304731	Location:	Vallco Cupertino, CA
Client:	WSP	Prep:	EPA 3546
Project#:	VALLCO	Analysis:	EPA 8081A
Field ID:	S-6-(5)	Batch#:	265246
Lab ID:	304731-027	Sampled:	10/30/18
Matrix:	Soil	Received:	11/01/18
Units:	ug/Kg	Prepared:	11/07/18
Basis:	as received	Analyzed:	11/14/18
Diln Fac:	20.00		

Analyte	Result	RL	MDL
alpha-BHC	ND	22	2.0
beta-BHC	ND	22	1.3
gamma-BHC	ND	22	1.6
delta-BHC	ND	22	1.6
Heptachlor	ND	22	1.6
Aldrin	ND	22	1.2
Heptachlor epoxide	ND	22	1.5
Endosulfan I	ND	22	1.6
Dieldrin	2.2 J	43	1.7
4,4'-DDE	ND	43	1.6
Endrin	ND	43	4.0
Endosulfan II	ND	43	1.6
Endosulfan sulfate	ND	43	1.4
4,4'-DDD	ND	43	1.6
Endrin aldehyde	ND	43	11
4,4'-DDT	ND	43	1.7
alpha-Chlordane	ND	22	3.5
gamma-Chlordane	ND	22	2.2
Methoxychlor	ND	220	30
Toxaphene	ND	780	260

Surrogate	%REC	Limits
TCMX	DO	28-136
Decachlorobiphenyl	DO	41-142

J= Estimated value
 DO= Diluted Out
 ND= Not Detected at or above MDL
 RL= Reporting Limit
 MDL= Method Detection Limit

Organochlorine Pesticides			
Lab #:	304731	Location:	Vallco Cupertino, CA
Client:	WSP	Prep:	EPA 3546
Project#:	VALLCO	Analysis:	EPA 8081A
Field ID:	S-7-(2)	Batch#:	265307
Lab ID:	304731-033	Sampled:	10/30/18
Matrix:	Soil	Received:	11/01/18
Units:	ug/Kg	Prepared:	11/08/18
Basis:	as received	Analyzed:	11/14/18
Diln Fac:	1.000		

Cleanup Method: EPA 3620B

Analyte	Result	RL	MDL
alpha-BHC	ND	1.1	0.090
beta-BHC	ND	1.1	0.065
gamma-BHC	ND	1.1	0.081
delta-BHC	ND	1.1	0.16
Heptachlor	ND	1.1	0.080
Aldrin	0.97 C J	1.1	0.094
Heptachlor epoxide	10 C	1.1	0.078
Endosulfan I	ND	1.1	0.080
Dieldrin	36 C #	2.2	0.080
4,4'-DDE	63 #	2.2	0.080
Endrin	15 #	2.2	0.21
Endosulfan II	ND	2.2	0.080
Endosulfan sulfate	ND	2.2	0.18
4,4'-DDD	3.2 C	2.2	0.15
Endrin aldehyde	3.1 C #	2.2	0.59
4,4'-DDT	7.4 C #	2.2	0.091
alpha-Chlordane	4.2 C #	1.1	0.18
gamma-Chlordane	22 C	1.1	0.11
Methoxychlor	ND	11	2.7
Toxaphene	ND	40	13

Surrogate	%REC	Limits
TCMX	74	28-136
Decachlorobiphenyl	64	41-142

#= CCV drift outside limits; average CCV drift within limits per method requirements

C= Presence confirmed, but RPD between columns exceeds 40%

J= Estimated value

ND= Not Detected at or above MDL

RL= Reporting Limit

MDL= Method Detection Limit

Organochlorine Pesticides			
Lab #:	304731	Location:	Vallco Cupertino, CA
Client:	WSP	Prep:	EPA 3546
Project#:	VALLCO	Analysis:	EPA 8081A
Field ID:	S-7-(5)	Batch#:	265307
Lab ID:	304731-034	Sampled:	10/30/18
Matrix:	Soil	Received:	11/01/18
Units:	ug/Kg	Prepared:	11/08/18
Basis:	as received	Analyzed:	11/14/18
Diln Fac:	1.000		

Cleanup Method: EPA 3620B

Analyte	Result	RL	MDL
alpha-BHC	ND	1.1	0.10
beta-BHC	ND	1.1	0.065
gamma-BHC	ND	1.1	0.081
delta-BHC	ND	1.1	0.080
Heptachlor	ND	1.1	0.080
Aldrin	ND	1.1	0.061
Heptachlor epoxide	0.17 J	1.1	0.078
Endosulfan I	ND	1.1	0.11
Dieldrin	0.54 J	2.2	0.080
4,4'-DDE	0.88 J	2.2	0.080
Endrin	ND	2.2	0.067
Endosulfan II	ND	2.2	0.080
Endosulfan sulfate	ND	2.2	0.18
4,4'-DDD	0.19 C J	2.2	0.15
Endrin aldehyde	ND	2.2	0.59
4,4'-DDT	0.85 J	2.2	0.34
alpha-Chlordane	ND	1.1	0.18
gamma-Chlordane	0.14 C J	1.1	0.11
Methoxychlor	ND	11	1.5
Toxaphene	ND	40	13

Surrogate	%REC	Limits
TCMX	81	28-136
Decachlorobiphenyl	74	41-142

C= Presence confirmed, but RPD between columns exceeds 40%

J= Estimated value

ND= Not Detected at or above MDL

RL= Reporting Limit

MDL= Method Detection Limit

Organochlorine Pesticides			
Lab #:	304731	Location:	Vallco Cupertino, CA
Client:	WSP	Prep:	EPA 3546
Project#:	VALLCO	Analysis:	EPA 8081A
Field ID:	S-8-(1)	Batch#:	265307
Lab ID:	304731-038	Sampled:	10/30/18
Matrix:	Soil	Received:	11/01/18
Units:	ug/Kg	Prepared:	11/08/18
Basis:	as received	Analyzed:	11/14/18
Diln Fac:	10.00		

Cleanup Method: EPA 3620B

Analyte	Result	RL	MDL
alpha-BHC	ND	11	1.0
beta-BHC	ND	11	0.66
gamma-BHC	ND	11	0.82
delta-BHC	ND	11	0.81
Heptachlor	ND	11	0.81
Aldrin	ND	11	0.62
Heptachlor epoxide	ND	11	0.78
Endosulfan I	ND	11	0.81
Dieldrin	ND	23	0.81
4,4'-DDE	1.5 C J	23	1.0
Endrin	ND	23	0.68
Endosulfan II	ND	23	0.81
Endosulfan sulfate	ND	23	0.75
4,4'-DDD	ND	23	0.81
Endrin aldehyde	ND	23	6.0
4,4'-DDT	ND	23	0.92
alpha-Chlordane	ND	11	1.8
gamma-Chlordane	ND	11	1.1
Methoxychlor	ND	110	15
Toxaphene	ND	410	140

Surrogate	%REC	Limits
TCMX	DO	28-136
Decachlorobiphenyl	DO	41-142

C= Presence confirmed, but RPD between columns exceeds 40%

J= Estimated value

DO= Diluted Out

ND= Not Detected at or above MDL

RL= Reporting Limit

MDL= Method Detection Limit

Organochlorine Pesticides			
Lab #:	304731	Location:	Vallco Cupertino, CA
Client:	WSP	Prep:	EPA 3546
Project#:	VALLCO	Analysis:	EPA 8081A
Field ID:	S-8-(5)	Batch#:	265307
Lab ID:	304731-039	Sampled:	10/30/18
Matrix:	Soil	Received:	11/01/18
Units:	ug/Kg	Prepared:	11/08/18
Basis:	as received	Analyzed:	11/14/18
Diln Fac:	1.000		

Cleanup Method: EPA 3620B

Analyte	Result	RL	MDL
alpha-BHC	ND	1.1	0.10
beta-BHC	ND	1.1	0.066
gamma-BHC	ND	1.1	0.083
delta-BHC	ND	1.1	0.082
Heptachlor	ND	1.1	0.082
Aldrin	ND	1.1	0.062
Heptachlor epoxide	ND	1.1	0.079
Endosulfan I	ND	1.1	0.082
Dieldrin	ND	2.3	0.082
4,4'-DDE	ND	2.3	0.082
Endrin	ND	2.3	0.068
Endosulfan II	ND	2.3	0.082
Endosulfan sulfate	ND	2.3	0.076
4,4'-DDD	ND	2.3	0.082
Endrin aldehyde	ND	2.3	0.60
4,4'-DDT	ND	2.3	0.092
alpha-Chlordane	ND	1.1	0.18
gamma-Chlordane	ND	1.1	0.11
Methoxychlor	ND	11	1.6
Toxaphene	ND	41	14

Surrogate	%REC	Limits
TCMX	45	28-136
Decachlorobiphenyl	29 *	41-142

*= Value outside of QC limits; see narrative

ND= Not Detected at or above MDL

RL= Reporting Limit

MDL= Method Detection Limit

Organochlorine Pesticides			
Lab #:	304731	Location:	Vallco Cupertino, CA
Client:	WSP	Prep:	EPA 3546
Project#:	VALLCO	Analysis:	EPA 8081A
Field ID:	W-5-(1)	Batch#:	265307
Lab ID:	304731-043	Sampled:	10/30/18
Matrix:	Soil	Received:	11/01/18
Units:	ug/Kg	Prepared:	11/08/18
Basis:	as received	Analyzed:	11/14/18
Diln Fac:	1.000		

Cleanup Method: EPA 3620B

Analyte	Result	RL	MDL
alpha-BHC	ND	1.1	0.10
beta-BHC	ND	1.1	0.064
gamma-BHC	ND	1.1	0.081
delta-BHC	ND	1.1	0.080
Heptachlor	ND	1.1	0.080
Aldrin	ND	1.1	0.061
Heptachlor epoxide	ND	1.1	0.077
Endosulfan I	ND	1.1	0.080
Dieldrin	0.15 J	2.2	0.088
4,4'-DDE	1.7 J	2.2	0.080
Endrin	ND	2.2	0.066
Endosulfan II	ND	2.2	0.080
Endosulfan sulfate	ND	2.2	0.074
4,4'-DDD	ND	2.2	0.15
Endrin aldehyde	ND	2.2	0.59
4,4'-DDT	0.77 J	2.2	0.090
alpha-Chlordane	ND	1.1	0.18
gamma-Chlordane	0.22 J	1.1	0.14
Methoxychlor	ND	11	1.5
Toxaphene	ND	40	13

Surrogate	%REC	Limits
TCMX	41	28-136
Decachlorobiphenyl	34 *	41-142

*= Value outside of QC limits; see narrative

J= Estimated value

ND= Not Detected at or above MDL

RL= Reporting Limit

MDL= Method Detection Limit

Organochlorine Pesticides			
Lab #:	304731	Location:	Vallco Cupertino, CA
Client:	WSP	Prep:	EPA 3546
Project#:	VALLCO	Analysis:	EPA 8081A
Field ID:	W-5-(5)	Batch#:	265307
Lab ID:	304731-044	Sampled:	10/30/18
Matrix:	Soil	Received:	11/01/18
Units:	ug/Kg	Prepared:	11/08/18
Basis:	as received	Analyzed:	11/14/18
Diln Fac:	1.000		

Cleanup Method: EPA 3620B

Analyte	Result	RL	MDL
alpha-BHC	ND	1.1	0.10
beta-BHC	ND	1.1	0.066
gamma-BHC	ND	1.1	0.083
delta-BHC	ND	1.1	0.082
Heptachlor	ND	1.1	0.082
Aldrin	ND	1.1	0.063
Heptachlor epoxide	ND	1.1	0.079
Endosulfan I	ND	1.1	0.11
Dieldrin	ND	2.3	0.082
4,4'-DDE	ND	2.3	0.082
Endrin	ND	2.3	0.068
Endosulfan II	ND	2.3	0.082
Endosulfan sulfate	ND	2.3	0.076
4,4'-DDD	ND	2.3	0.082
Endrin aldehyde	ND	2.3	0.60
4,4'-DDT	ND	2.3	0.092
alpha-Chlordane	ND	1.1	0.18
gamma-Chlordane	ND	1.1	0.11
Methoxychlor	ND	11	1.6
Toxaphene	ND	41	14

Surrogate	%REC	Limits
TCMX	80	28-136
Decachlorobiphenyl	86	41-142

ND= Not Detected at or above MDL

RL= Reporting Limit

MDL= Method Detection Limit

Organochlorine Pesticides			
Lab #:	304731	Location:	Vallco Cupertino, CA
Client:	WSP	Prep:	EPA 3546
Project#:	VALLCO	Analysis:	EPA 8081A
Field ID:	W-1-(1)	Batch#:	265307
Lab ID:	304731-049	Sampled:	10/31/18
Matrix:	Soil	Received:	11/01/18
Units:	ug/Kg	Prepared:	11/08/18
Basis:	as received	Analyzed:	11/14/18
Diln Fac:	2.000		

Cleanup Method: EPA 3620B

Analyte	Result	RL	MDL
alpha-BHC	ND	2.3	0.21
beta-BHC	ND	2.3	0.13
gamma-BHC	ND	2.3	0.17
delta-BHC	ND	2.3	0.16
Heptachlor	ND	2.3	0.16
Aldrin	ND	2.3	0.13
Heptachlor epoxide	ND	2.3	0.16
Endosulfan I	ND	2.3	0.16
Dieldrin	ND	4.6	0.16
4,4'-DDE	ND	4.6	0.16
Endrin	ND	4.6	0.14
Endosulfan II	ND	4.6	0.16
Endosulfan sulfate	ND	4.6	0.15
4,4'-DDD	ND	4.6	0.16
Endrin aldehyde	ND	4.6	1.2
4,4'-DDT	ND	4.6	0.18
alpha-Chlordane	ND	2.3	0.37
gamma-Chlordane	ND	2.3	0.23
Methoxychlor	ND	23	3.1
Toxaphene	ND	82	27

Surrogate	%REC	Limits
TCMX	60	28-136
Decachlorobiphenyl	55	41-142

ND= Not Detected at or above MDL

RL= Reporting Limit

MDL= Method Detection Limit

Organochlorine Pesticides			
Lab #:	304731	Location:	Vallco Cupertino, CA
Client:	WSP	Prep:	EPA 3546
Project#:	VALLCO	Analysis:	EPA 8081A
Field ID:	W-1-(5)	Batch#:	265307
Lab ID:	304731-050	Sampled:	10/31/18
Matrix:	Soil	Received:	11/01/18
Units:	ug/Kg	Prepared:	11/08/18
Basis:	as received	Analyzed:	11/14/18
Diln Fac:	1.000		

Cleanup Method: EPA 3620B

Analyte	Result	RL	MDL
alpha-BHC	ND	1.1	0.10
beta-BHC	ND	1.1	0.064
gamma-BHC	ND	1.1	0.081
delta-BHC	ND	1.1	0.080
Heptachlor	ND	1.1	0.080
Aldrin	ND	1.1	0.061
Heptachlor epoxide	ND	1.1	0.077
Endosulfan I	ND	1.1	0.11
Dieldrin	ND	2.2	0.080
4,4'-DDE	ND	2.2	0.080
Endrin	ND	2.2	0.066
Endosulfan II	ND	2.2	0.080
Endosulfan sulfate	ND	2.2	0.074
4,4'-DDD	ND	2.2	0.080
Endrin aldehyde	ND	2.2	0.59
4,4'-DDT	ND	2.2	0.090
alpha-Chlordane	ND	1.1	0.18
gamma-Chlordane	ND	1.1	0.11
Methoxychlor	ND	11	1.5
Toxaphene	ND	40	13

Surrogate	%REC	Limits
TCMX	77	28-136
Decachlorobiphenyl	74	41-142

ND= Not Detected at or above MDL

RL= Reporting Limit

MDL= Method Detection Limit

Organochlorine Pesticides			
Lab #:	304731	Location:	Vallco Cupertino, CA
Client:	WSP	Prep:	EPA 3546
Project#:	VALLCO	Analysis:	EPA 8081A
Field ID:	E-2-(1)	Batch#:	265307
Lab ID:	304731-054	Sampled:	10/31/18
Matrix:	Soil	Received:	11/01/18
Units:	ug/Kg	Prepared:	11/08/18
Basis:	as received	Analyzed:	11/14/18
Diln Fac:	1.000		

Cleanup Method: EPA 3620B

Analyte	Result	RL	MDL
alpha-BHC	ND	1.1	0.10
beta-BHC	ND	1.1	0.065
gamma-BHC	ND	1.1	0.081
delta-BHC	ND	1.1	0.080
Heptachlor	ND	1.1	0.080
Aldrin	ND	1.1	0.061
Heptachlor epoxide	ND	1.1	0.077
Endosulfan I	ND	1.1	0.080
Dieldrin	0.24 J	2.2	0.080
4,4'-DDE	0.33 J	2.2	0.080
Endrin	ND	2.2	0.066
Endosulfan II	ND	2.2	0.080
Endosulfan sulfate	ND	2.2	0.074
4,4'-DDD	ND	2.2	0.080
Endrin aldehyde	ND	2.2	0.59
4,4'-DDT	ND	2.2	0.090
alpha-Chlordane	ND	1.1	0.18
gamma-Chlordane	ND	1.1	0.11
Methoxychlor	ND	11	1.5
Toxaphene	ND	40	13

Surrogate	%REC	Limits
TCMX	18 *	28-136
Decachlorobiphenyl	21 *	41-142

*= Value outside of QC limits; see narrative

J= Estimated value

ND= Not Detected at or above MDL

RL= Reporting Limit

MDL= Method Detection Limit

Organochlorine Pesticides			
Lab #:	304731	Location:	Vallco Cupertino, CA
Client:	WSP	Prep:	EPA 3546
Project#:	VALLCO	Analysis:	EPA 8081A
Field ID:	E-2-(5)	Batch#:	265307
Lab ID:	304731-055	Sampled:	10/31/18
Matrix:	Soil	Received:	11/01/18
Units:	ug/Kg	Prepared:	11/08/18
Basis:	as received	Analyzed:	11/14/18
Diln Fac:	5.000		

Cleanup Method: EPA 3620B

Analyte	Result	RL	MDL
alpha-BHC	ND	5.5	0.50
beta-BHC	ND	5.5	0.32
gamma-BHC	ND	5.5	0.40
delta-BHC	ND	5.5	0.40
Heptachlor	ND	5.5	0.40
Aldrin	4.2 J	5.5	0.30
Heptachlor epoxide	ND	5.5	0.38
Endosulfan I	0.60 C J	5.5	0.54
Dieldrin	81 #	11	0.40
4,4'-DDE	81 #	11	0.40
Endrin	ND	11	0.33
Endosulfan II	ND	11	0.40
Endosulfan sulfate	ND	11	0.37
4,4'-DDD	47 #	11	0.40
Endrin aldehyde	ND	11	2.9
4,4'-DDT	ND	11	1.7
alpha-Chlordane	1.2 C J	5.5	0.71
gamma-Chlordane	ND	5.5	0.68
Methoxychlor	ND	55	7.6
Toxaphene	ND	200	66

Surrogate	%REC	Limits
TCMX	85	28-136
Decachlorobiphenyl	85	41-142

#= CCV drift outside limits; average CCV drift within limits per method requirements

C= Presence confirmed, but RPD between columns exceeds 40%

J= Estimated value

ND= Not Detected at or above MDL

RL= Reporting Limit

MDL= Method Detection Limit

Organochlorine Pesticides			
Lab #:	304731	Location:	Vallco Cupertino, CA
Client:	WSP	Prep:	EPA 3546
Project#:	VALLCO	Analysis:	EPA 8081A
Field ID:	W-2-(2)	Batch#:	265307
Lab ID:	304731-059	Sampled:	10/31/18
Matrix:	Soil	Received:	11/01/18
Units:	ug/Kg	Prepared:	11/08/18
Basis:	as received	Analyzed:	11/14/18
Diln Fac:	5.000		

Cleanup Method: EPA 3620B

Analyte	Result	RL	MDL
alpha-BHC	ND	5.4	0.44
beta-BHC	ND	5.4	0.56
gamma-BHC	ND	5.4	0.61
delta-BHC	ND	5.4	0.77
Heptachlor	ND	5.4	0.60
Aldrin	ND	5.4	0.46
Heptachlor epoxide	ND	5.4	0.42
Endosulfan I	ND	5.4	0.53
Dieldrin	2.5 J	11	0.43
4,4'-DDE	87	11	0.49
Endrin	ND	11	1.0
Endosulfan II	ND	11	0.60
Endosulfan sulfate	ND	11	0.87
4,4'-DDD	1.5 C J	11	0.73
Endrin aldehyde	ND	11	3.4
4,4'-DDT	38 #	11	1.6
alpha-Chlordane	ND	5.4	0.70
gamma-Chlordane	ND	5.4	0.67
Methoxychlor	ND	54	13
Toxaphene	ND	200	57

Surrogate	%REC	Limits
TCMX	91	28-136
Decachlorobiphenyl	79	41-142

#= CCV drift outside limits; average CCV drift within limits per method requirements

C= Presence confirmed, but RPD between columns exceeds 40%

J= Estimated value

ND= Not Detected at or above MDL

RL= Reporting Limit

MDL= Method Detection Limit

Organochlorine Pesticides

Lab #:	304731	Location:	Vallco Cupertino, CA
Client:	WSP	Prep:	EPA 3546
Project#:	VALLCO	Analysis:	EPA 8081A
Field ID:	W-2-(5)	Batch#:	265331
Lab ID:	304731-060	Sampled:	10/31/18
Matrix:	Soil	Received:	11/01/18
Units:	ug/Kg	Prepared:	11/09/18
Basis:	as received	Analyzed:	11/14/18
Diln Fac:	1.000		

Analyte	Result	RL	MDL
alpha-BHC	ND	1.1	0.099
beta-BHC	ND	1.1	0.063
gamma-BHC	ND	1.1	0.079
delta-BHC	ND	1.1	0.078
Heptachlor	ND	1.1	0.078
Aldrin	ND	1.1	0.060
Heptachlor epoxide	ND	1.1	0.075
Endosulfan I	0.21 J	1.1	0.078
Dieldrin	0.11 C J	2.2	0.086
4,4'-DDE	ND	2.2	0.078
Endrin	ND	2.2	0.20
Endosulfan II	ND	2.2	0.078
Endosulfan sulfate	ND	2.2	0.073
4,4'-DDD	ND	2.2	0.078
Endrin aldehyde	ND	2.2	0.58
4,4'-DDT	ND	2.2	0.088
alpha-Chlordane	ND	1.1	0.18
gamma-Chlordane	ND	1.1	0.11
Methoxychlor	ND	11	1.5
Toxaphene	ND	39	13

Surrogate	%REC	Limits
TCMX	85	28-136
Decachlorobiphenyl	87	41-142

C= Presence confirmed, but RPD between columns exceeds 40%

J= Estimated value

ND= Not Detected at or above MDL

RL= Reporting Limit

MDL= Method Detection Limit

Organochlorine Pesticides

Lab #:	304731	Location:	Vallco Cupertino, CA
Client:	WSP	Prep:	EPA 3546
Project#:	VALLCO	Analysis:	EPA 8081A
Field ID:	W-3-(1)	Batch#:	265331
Lab ID:	304731-064	Sampled:	10/31/18
Matrix:	Soil	Received:	11/01/18
Units:	ug/Kg	Prepared:	11/09/18
Basis:	as received	Analyzed:	11/14/18
Diln Fac:	1.000		

Analyte	Result	RL	MDL
alpha-BHC	ND	1.1	0.099
beta-BHC	ND	1.1	0.063
gamma-BHC	ND	1.1	0.079
delta-BHC	ND	1.1	0.078
Heptachlor	ND	1.1	0.078
Aldrin	ND	1.1	0.060
Heptachlor epoxide	ND	1.1	0.076
Endosulfan I	ND	1.1	0.078
Dieldrin	ND	2.2	0.078
4,4'-DDE	0.35 J	2.2	0.078
Endrin	ND	2.2	0.20
Endosulfan II	ND	2.2	0.078
Endosulfan sulfate	ND	2.2	0.073
4,4'-DDD	ND	2.2	0.078
Endrin aldehyde	ND	2.2	0.58
4,4'-DDT	ND	2.2	0.088
alpha-Chlordane	ND	1.1	0.18
gamma-Chlordane	ND	1.1	0.11
Methoxychlor	ND	11	1.5
Toxaphene	ND	39	13

Surrogate	%REC	Limits
TCMX	49	28-136
Decachlorobiphenyl	38 *	41-142

*= Value outside of QC limits; see narrative

J= Estimated value

ND= Not Detected at or above MDL

RL= Reporting Limit

MDL= Method Detection Limit

Organochlorine Pesticides

Lab #:	304731	Location:	Vallco Cupertino, CA
Client:	WSP	Prep:	EPA 3546
Project#:	VALLCO	Analysis:	EPA 8081A
Field ID:	W-3-(5)	Batch#:	265331
Lab ID:	304731-065	Sampled:	10/31/18
Matrix:	Soil	Received:	11/01/18
Units:	ug/Kg	Prepared:	11/09/18
Basis:	as received	Analyzed:	11/14/18
Diln Fac:	1.000		

Analyte	Result	RL	MDL
alpha-BHC	ND	1.1	0.10
beta-BHC	ND	1.1	0.064
gamma-BHC	ND	1.1	0.081
delta-BHC	ND	1.1	0.080
Heptachlor	ND	1.1	0.080
Aldrin	ND	1.1	0.061
Heptachlor epoxide	ND	1.1	0.077
Endosulfan I	ND	1.1	0.080
Dieldrin	ND	2.2	0.080
4,4'-DDE	ND	2.2	0.080
Endrin	ND	2.2	0.21
Endosulfan II	ND	2.2	0.080
Endosulfan sulfate	ND	2.2	0.074
4,4'-DDD	ND	2.2	0.080
Endrin aldehyde	ND	2.2	0.59
4,4'-DDT	ND	2.2	0.090
alpha-Chlordane	ND	1.1	0.18
gamma-Chlordane	ND	1.1	0.11
Methoxychlor	ND	11	1.5
Toxaphene	ND	40	13

Surrogate	%REC	Limits
TCMX	91	28-136
Decachlorobiphenyl	80	41-142

ND= Not Detected at or above MDL

RL= Reporting Limit

MDL= Method Detection Limit

Organochlorine Pesticides			
Lab #:	304731	Location:	Vallco Cupertino, CA
Client:	WSP	Prep:	EPA 3546
Project#:	VALLCO	Analysis:	EPA 8081A
Field ID:	W-4-(1)	Batch#:	265331
Lab ID:	304731-069	Sampled:	10/31/18
Matrix:	Soil	Received:	11/01/18
Units:	ug/Kg	Prepared:	11/09/18
Basis:	as received	Analyzed:	11/14/18
Diln Fac:	1.000		

Analyte	Result	RL	MDL
alpha-BHC	ND	1.1	0.10
beta-BHC	ND	1.1	0.064
gamma-BHC	ND	1.1	0.081
delta-BHC	ND	1.1	0.080
Heptachlor	ND	1.1	0.080
Aldrin	ND	1.1	0.061
Heptachlor epoxide	ND	1.1	0.077
Endosulfan I	ND	1.1	0.080
Dieldrin	2.9	2.2	0.088
4,4'-DDE	35	2.2	0.099
Endrin	ND	2.2	0.21
Endosulfan II	ND	2.2	0.080
Endosulfan sulfate	ND	2.2	0.074
4,4'-DDD	2.4	2.2	0.15
Endrin aldehyde	ND	2.2	0.59
4,4'-DDT	13 #	2.2	0.34
alpha-Chlordane	0.15 C J	1.1	0.14
gamma-Chlordane	0.41 C J	1.1	0.11
Methoxychlor	ND	11	1.5
Toxaphene	ND	40	13

Surrogate	%REC	Limits
TCMX	79	28-136
Decachlorobiphenyl	73	41-142

#= CCV drift outside limits; average CCV drift within limits per method requirements

C= Presence confirmed, but RPD between columns exceeds 40%

J= Estimated value

ND= Not Detected at or above MDL

RL= Reporting Limit

MDL= Method Detection Limit

Organochlorine Pesticides

Lab #:	304731	Location:	Vallco Cupertino, CA
Client:	WSP	Prep:	EPA 3546
Project#:	VALLCO	Analysis:	EPA 8081A
Field ID:	W-4-(5)	Batch#:	265331
Lab ID:	304731-070	Sampled:	10/31/18
Matrix:	Soil	Received:	11/01/18
Units:	ug/Kg	Prepared:	11/09/18
Basis:	as received	Analyzed:	11/14/18
Diln Fac:	1.000		

Analyte	Result	RL	MDL
alpha-BHC	ND	1.1	0.10
beta-BHC	ND	1.1	0.064
gamma-BHC	ND	1.1	0.080
delta-BHC	ND	1.1	0.079
Heptachlor	ND	1.1	0.079
Aldrin	ND	1.1	0.061
Heptachlor epoxide	ND	1.1	0.077
Endosulfan I	ND	1.1	0.079
Dieldrin	ND	2.2	0.079
4,4'-DDE	ND	2.2	0.079
Endrin	ND	2.2	0.21
Endosulfan II	ND	2.2	0.079
Endosulfan sulfate	ND	2.2	0.074
4,4'-DDD	ND	2.2	0.079
Endrin aldehyde	ND	2.2	0.59
4,4'-DDT	ND	2.2	0.090
alpha-Chlordane	ND	1.1	0.18
gamma-Chlordane	ND	1.1	0.11
Methoxychlor	ND	11	1.5
Toxaphene	ND	40	13

Surrogate	%REC	Limits
TCMX	68	28-136
Decachlorobiphenyl	84	41-142

ND= Not Detected at or above MDL

RL= Reporting Limit

MDL= Method Detection Limit

Batch QC Report

Organochlorine Pesticides			
Lab #:	304731	Location:	Vallco Cupertino, CA
Client:	WSP	Prep:	EPA 3546
Project#:	VALLCO	Analysis:	EPA 8081A
Type:	BLANK	Diln Fac:	1.000
Lab ID:	QC954616	Batch#:	265233
Matrix:	Soil	Prepared:	11/06/18
Units:	ug/Kg	Analyzed:	11/07/18

Cleanup Method: EPA 3620

Analyte	Result	RL	MDL
alpha-BHC	ND	0.83	0.076
beta-BHC	ND	0.83	0.048
gamma-BHC	ND	0.83	0.061
delta-BHC	ND	0.83	0.060
Heptachlor	ND	0.83	0.092
Aldrin	ND	0.83	0.046
Heptachlor epoxide	ND	0.83	0.058
Endosulfan I	ND	0.83	0.060
Dieldrin	ND	1.7	0.060
4,4'-DDE	ND	1.7	0.060
Endrin	ND	1.7	0.050
Endosulfan II	ND	1.7	0.060
Endosulfan sulfate	ND	1.7	0.056
4,4'-DDD	ND	1.7	0.060
Endrin aldehyde	ND	1.7	0.44
4,4'-DDT	ND	1.7	0.068
alpha-Chlordane	ND	0.83	0.13
gamma-Chlordane	0.17 C J	0.83	0.10
Methoxychlor	ND	8.3	1.1
Toxaphene	ND	30	10

Surrogate	%REC	Limits
TCMX	86	28-136
Decachlorobiphenyl	85	41-142

C= Presence confirmed, but RPD between columns exceeds 40%

J= Estimated value

ND= Not Detected at or above MDL

RL= Reporting Limit

MDL= Method Detection Limit

Batch QC Report

Organochlorine Pesticides			
Lab #:	304731	Location:	Vallco Cupertino, CA
Client:	WSP	Prep:	EPA 3546
Project#:	VALLCO	Analysis:	EPA 8081A
Type:	LCS	Diln Fac:	1.000
Lab ID:	QC954617	Batch#:	265233
Matrix:	Soil	Prepared:	11/06/18
Units:	ug/Kg	Analyzed:	11/07/18

Cleanup Method: EPA 3620

Analyte	Spiked	Result	%REC	Limits
gamma-BHC	10.00	9.648	96	45-141
Heptachlor	10.00	11.18	112	43-144
Aldrin	10.00	9.440	94	43-137
Dieldrin	10.00	10.26	103	51-149
Endrin	10.00	10.57 #	106	40-165
4,4'-DDT	10.00	10.73 #	107	50-145

Surrogate	%REC	Limits
TCMX	62	28-136
Decachlorobiphenyl	68	41-142

#= CCV drift outside limits; average CCV drift within limits per method requirements

Batch QC Report

Organochlorine Pesticides			
Lab #:	304731	Location:	Vallco Cupertino, CA
Client:	WSP	Prep:	EPA 3546
Project#:	VALLCO	Analysis:	EPA 8081A
Type:	BLANK	Diln Fac:	1.000
Lab ID:	QC954734	Batch#:	265246
Matrix:	Soil	Prepared:	11/07/18
Units:	ug/Kg	Analyzed:	11/08/18

Analyte	Result	RL	MDL
alpha-BHC	ND	0.83	0.076
beta-BHC	ND	0.83	0.048
gamma-BHC	ND	0.83	0.061
delta-BHC	ND	0.83	0.060
Heptachlor	ND	0.83	0.060
Aldrin	ND	0.83	0.046
Heptachlor epoxide	ND	0.83	0.058
Endosulfan I	ND	0.83	0.060
Dieldrin	ND	1.7	0.060
4,4'-DDE	ND	1.7	0.060
Endrin	ND	1.7	0.050
Endosulfan II	ND	1.7	0.060
Endosulfan sulfate	ND	1.7	0.056
4,4'-DDD	ND	1.7	0.060
Endrin aldehyde	ND	1.7	0.44
4,4'-DDT	ND	1.7	0.068
alpha-Chlordane	ND	0.83	0.13
gamma-Chlordane	0.12 C J	0.83	0.10
Methoxychlor	ND	8.3	1.1
Toxaphene	ND	30	10

Surrogate	%REC	Limits
TCMX	64	28-136
Decachlorobiphenyl	64	41-142

C= Presence confirmed, but RPD between columns exceeds 40%

J= Estimated value

ND= Not Detected at or above MDL

RL= Reporting Limit

MDL= Method Detection Limit

Batch QC Report

Organochlorine Pesticides			
Lab #:	304731	Location:	Vallco Cupertino, CA
Client:	WSP	Prep:	EPA 3546
Project#:	VALLCO	Analysis:	EPA 8081A
Type:	LCS	Diln Fac:	1.000
Lab ID:	QC954735	Batch#:	265246
Matrix:	Soil	Prepared:	11/07/18
Units:	ug/Kg	Analyzed:	11/08/18

Analyte	Spiked	Result	%REC	Limits
gamma-BHC	10.00	9.982	100	45-141
Heptachlor	10.00	10.05	101	43-144
Aldrin	10.00	10.34	103	43-137
Dieldrin	10.00	10.02 #	100	51-149
Endrin	10.00	9.635 #	96	40-165
4,4'-DDT	10.00	11.39	114	50-145

Surrogate	%REC	Limits
TCMX	73	28-136
Decachlorobiphenyl	70	41-142

#= CCV drift outside limits; average CCV drift within limits per method requirements

Batch QC Report

Organochlorine Pesticides			
Lab #:	304731	Location:	Vallco Cupertino, CA
Client:	WSP	Prep:	EPA 3546
Project#:	VALLCO	Analysis:	EPA 8081A
Field ID:	ZZZZZZZZZZ	Batch#:	265246
MSS Lab ID:	304541-010	Sampled:	10/25/18
Matrix:	Soil	Received:	10/25/18
Units:	ug/Kg	Prepared:	11/07/18
Basis:	as received	Analyzed:	11/08/18
Diln Fac:	1.000		

Type: MS Lab ID: QC954736

Analyte	MSS Result	Spiked	Result	%REC	Limits
gamma-BHC	<0.08066	13.32	12.07	91	50-135
Heptachlor	<0.07968	13.32	12.06	91	46-138
Aldrin	<0.06097	13.32	12.03	90	45-136
Dieldrin	0.1732	13.32	12.05 #	89	41-150
Endrin	0.6215	13.32	13.29 #	95	44-167
4,4'-DDT	0.8658	13.32	14.56	103	41-148

Surrogate	%REC	Limits
TCMX	65	28-136
Decachlorobiphenyl	60	41-142

Type: MSD Lab ID: QC954737

Analyte	Spiked	Result	%REC	Limits	RPD	Lim
gamma-BHC	13.16	12.15	92	50-135	2	43
Heptachlor	13.16	11.62	88	46-138	2	47
Aldrin	13.16	12.12	92	45-136	2	42
Dieldrin	13.16	11.64 #	87	41-150	2	60
Endrin	13.16	12.78 #	92	44-167	3	56
4,4'-DDT	13.16	12.78	91	41-148	12	52

Surrogate	%REC	Limits
TCMX	71	28-136
Decachlorobiphenyl	55	41-142

#= CCV drift outside limits; average CCV drift within limits per method requirements
 RPD= Relative Percent Difference

Batch QC Report

Organochlorine Pesticides			
Lab #:	304731	Location:	Vallco Cupertino, CA
Client:	WSP	Prep:	EPA 3546
Project#:	VALLCO	Analysis:	EPA 8081A
Type:	BLANK	Diln Fac:	1.000
Lab ID:	QC954915	Batch#:	265307
Matrix:	Soil	Prepared:	11/08/18
Units:	ug/Kg	Analyzed:	11/09/18

Cleanup Method: EPA 3620B

Analyte	Result	RL	MDL
alpha-BHC	ND	0.83	0.076
beta-BHC	ND	0.83	0.048
gamma-BHC	ND	0.83	0.061
delta-BHC	ND	0.83	0.060
Heptachlor	ND	0.83	0.060
Aldrin	ND	0.83	0.046
Heptachlor epoxide	ND	0.83	0.058
Endosulfan I	ND	0.83	0.060
Dieldrin	ND	1.7	0.060
4,4'-DDE	ND	1.7	0.060
Endrin	ND	1.7	0.050
Endosulfan II	ND	1.7	0.060
Endosulfan sulfate	ND	1.7	0.056
4,4'-DDD	ND	1.7	0.060
Endrin aldehyde	ND	1.7	0.44
4,4'-DDT	ND	1.7	0.068
alpha-Chlordane	ND	0.83	0.13
gamma-Chlordane	0.12 J	0.83	0.083
Methoxychlor	ND	8.3	1.1
Toxaphene	ND	30	10

Surrogate	%REC	Limits
TCMX	104	28-136
Decachlorobiphenyl	85	41-142

J= Estimated value
 ND= Not Detected at or above MDL
 RL= Reporting Limit
 MDL= Method Detection Limit

Batch QC Report

Organochlorine Pesticides			
Lab #:	304731	Location:	Vallco Cupertino, CA
Client:	WSP	Prep:	EPA 3546
Project#:	VALLCO	Analysis:	EPA 8081A
Type:	LCS	Diln Fac:	1.000
Lab ID:	QC954919	Batch#:	265307
Matrix:	Soil	Prepared:	11/08/18
Units:	ug/Kg	Analyzed:	11/09/18

Cleanup Method: EPA 3620B

Analyte	Spiked	Result	%REC	Limits
gamma-BHC	10.00	7.008	70	45-141
Heptachlor	10.00	6.941	69	43-144
Aldrin	10.00	7.167	72	43-137
Dieldrin	10.00	7.125 #	71	51-149
Endrin	10.00	7.022	70	40-165
4,4'-DDT	10.00	7.687	77	50-145

Surrogate	%REC	Limits
TCMX	51	28-136
Decachlorobiphenyl	47	41-142

#= CCV drift outside limits; average CCV drift within limits per method requirements

Batch QC Report

Organochlorine Pesticides			
Lab #:	304731	Location:	Vallco Cupertino, CA
Client:	WSP	Prep:	EPA 3546
Project#:	VALLCO	Analysis:	EPA 8081A
Field ID:	ZZZZZZZZZZ	Batch#:	265307
MSS Lab ID:	304803-001	Sampled:	11/06/18
Matrix:	Soil	Received:	11/07/18
Units:	ug/Kg	Prepared:	11/08/18
Basis:	as received	Analyzed:	11/09/18
Diln Fac:	1.000		

Type: MS
Lab ID: QC954920

Cleanup Method: EPA 3620B

Analyte	MSS Result	Spiked	Result	%REC	Limits
gamma-BHC	<0.08196	13.32	16.58	124	50-135
Heptachlor	<0.08097	13.32	16.57	124	46-138
Aldrin	<0.06196	13.32	16.54	124	45-136
Dieldrin	4.642	13.32	21.16 #	124	41-150
Endrin	0.2276	13.32	18.54	138	44-167
4,4'-DDT	12.88	13.32	30.34	131	41-148

Surrogate	%REC	Limits
TCMX	86	28-136
Decachlorobiphenyl	85	41-142

Type: MSD
Lab ID: QC954921

Cleanup Method: EPA 3620B

Analyte	Spiked	Result	%REC	Limits	RPD	Lim
gamma-BHC	13.53	14.92	110	50-135	12	43
Heptachlor	13.53	14.91	110	46-138	12	47
Aldrin	13.53	14.92	110	45-136	12	42
Dieldrin	13.53	17.33 #	94	41-150	21	60
Endrin	13.53	16.56	121	44-167	13	56
4,4'-DDT	13.53	26.93	104	41-148	13	52

Surrogate	%REC	Limits
TCMX	85	28-136
Decachlorobiphenyl	73	41-142

#= CCV drift outside limits; average CCV drift within limits per method requirements
RPD= Relative Percent Difference

Batch QC Report

Organochlorine Pesticides			
Lab #:	304731	Location:	Vallco Cupertino, CA
Client:	WSP	Prep:	EPA 3546
Project#:	VALLCO	Analysis:	EPA 8081A
Type:	BLANK	Diln Fac:	1.000
Lab ID:	QC955019	Batch#:	265331
Matrix:	Soil	Prepared:	11/09/18
Units:	ug/Kg	Analyzed:	11/09/18

Analyte	Result	RL	MDL
alpha-BHC	ND	0.83	0.076
beta-BHC	ND	0.83	0.048
gamma-BHC	ND	0.83	0.061
delta-BHC	ND	0.83	0.060
Heptachlor	ND	0.83	0.060
Aldrin	ND	0.83	0.046
Heptachlor epoxide	ND	0.83	0.058
Endosulfan I	ND	0.83	0.060
Dieldrin	ND	1.7	0.060
4,4'-DDE	ND	1.7	0.060
Endrin	ND	1.7	0.050
Endosulfan II	ND	1.7	0.060
Endosulfan sulfate	ND	1.7	0.056
4,4'-DDD	ND	1.7	0.060
Endrin aldehyde	ND	1.7	0.44
4,4'-DDT	ND	1.7	0.068
alpha-Chlordane	ND	0.83	0.13
gamma-Chlordane	0.19 J	0.83	0.083
Methoxychlor	ND	8.3	1.1
Toxaphene	ND	30	10

Surrogate	%REC	Limits
TCMX	71	28-136
Decachlorobiphenyl	72	41-142

J= Estimated value

ND= Not Detected at or above MDL

RL= Reporting Limit

MDL= Method Detection Limit

Batch QC Report

Organochlorine Pesticides			
Lab #:	304731	Location:	Vallco Cupertino, CA
Client:	WSP	Prep:	EPA 3546
Project#:	VALLCO	Analysis:	EPA 8081A
Type:	LCS	Diln Fac:	1.000
Lab ID:	QC955020	Batch#:	265331
Matrix:	Soil	Prepared:	11/09/18
Units:	ug/Kg	Analyzed:	11/09/18

Analyte	Spiked	Result	%REC	Limits
gamma-BHC	10.00	11.60	116	45-141
Heptachlor	10.00	11.73	117	43-144
Aldrin	10.00	11.79 #	118	43-137
Dieldrin	10.00	11.81 #	118	51-149
Endrin	10.00	10.84	108	40-165
4,4'-DDT	10.00	11.22	112	50-145

Surrogate	%REC	Limits
TCMX	87	28-136
Decachlorobiphenyl	70	41-142

#= CCV drift outside limits; average CCV drift within limits per method requirements

Batch QC Report

Organochlorine Pesticides			
Lab #:	304731	Location:	Vallco Cupertino, CA
Client:	WSP	Prep:	EPA 3546
Project#:	VALLCO	Analysis:	EPA 8081A
Field ID:	ZZZZZZZZZZ	Batch#:	265331
MSS Lab ID:	304837-001	Sampled:	11/05/18
Matrix:	Soil	Received:	11/08/18
Units:	ug/Kg	Prepared:	11/09/18
Basis:	as received	Analyzed:	11/09/18
Diln Fac:	2.000		

Type: MS Lab ID: QC955021

Analyte	MSS Result	Spiked	Result	%REC	Limits
gamma-BHC	<0.1588	13.05	12.81	98	50-135
Heptachlor	<0.1569	13.05	12.22	94	46-138
Aldrin	<0.1200	13.05	11.65 #	89	45-136
Dieldrin	3.061	13.05	13.59 #	81	41-150
Endrin	0.5989	13.05	11.80	86	44-167
4,4'-DDT	<0.1769	13.05	12.76	98	41-148

Surrogate	%REC	Limits
TCMX	73	28-136
Decachlorobiphenyl	62	41-142

Type: MSD Lab ID: QC955022

Analyte	Spiked	Result	%REC	Limits	RPD	Lim
gamma-BHC	13.08	12.41	95	50-135	3	43
Heptachlor	13.08	12.07	92	46-138	1	47
Aldrin	13.08	11.45 #	88	45-136	2	42
Dieldrin	13.08	13.65 #	81	41-150	0	60
Endrin	13.08	12.08	88	44-167	2	56
4,4'-DDT	13.08	14.14	108	41-148	10	52

Surrogate	%REC	Limits
TCMX	71	28-136
Decachlorobiphenyl	65	41-142

#= CCV drift outside limits; average CCV drift within limits per method requirements
 RPD= Relative Percent Difference

California Title 22 Metals			
Lab #:	304731	Project#:	VALLCO
Client:	WSP	Location:	Vallco Cupertino, CA
Field ID:	S-1-(1)	Basis:	as received
Lab ID:	304731-001	Diln Fac:	1.000
Matrix:	Soil	Sampled:	10/30/18
Units:	mg/Kg	Received:	11/01/18

Analyte	Result	RL	MDL	Batch#	Prepared	Analyzed	Prep	Analysis
Antimony	0.54 J	2.0	0.073	265200	11/05/18	11/06/18	EPA 3050B	EPA 6010B
Arsenic	3.7	1.5	0.070	265200	11/05/18	11/06/18	EPA 3050B	EPA 6010B
Barium	160	0.27	0.032	265200	11/05/18	11/06/18	EPA 3050B	EPA 6010B
Beryllium	0.45	0.11	0.011	265200	11/05/18	11/06/18	EPA 3050B	EPA 6010B
Cadmium	0.19 J	0.27	0.018	265200	11/05/18	11/06/18	EPA 3050B	EPA 6010B
Chromium	65	0.27	0.052	265200	11/05/18	11/06/18	EPA 3050B	EPA 6010B
Cobalt	15	0.27	0.015	265200	11/05/18	11/06/18	EPA 3050B	EPA 6010B
Copper	31	0.27	0.061	265200	11/05/18	11/06/18	EPA 3050B	EPA 6010B
Lead	7.1	1.0	0.060	265200	11/05/18	11/06/18	EPA 3050B	EPA 6010B
Mercury	0.052	0.017	0.0030	265296	11/08/18	11/08/18	METHOD	EPA 7471A
Molybdenum	0.39	0.27	0.028	265200	11/05/18	11/06/18	EPA 3050B	EPA 6010B
Nickel	87	0.27	0.053	265200	11/05/18	11/06/18	EPA 3050B	EPA 6010B
Selenium	ND	2.0	0.20	265200	11/05/18	11/06/18	EPA 3050B	EPA 6010B
Silver	ND	0.27	0.032	265200	11/05/18	11/06/18	EPA 3050B	EPA 6010B
Thallium	ND	0.53	0.096	265200	11/05/18	11/06/18	EPA 3050B	EPA 6010B
Vanadium	51	0.27	0.056	265200	11/05/18	11/06/18	EPA 3050B	EPA 6010B
Zinc	49	1.1	0.23	265200	11/05/18	11/06/18	EPA 3050B	EPA 6010B

J= Estimated value

ND= Not Detected at or above MDL

RL= Reporting Limit

MDL= Method Detection Limit

California Title 22 Metals

Lab #:	304731	Project#:	VALLCO
Client:	WSP	Location:	Vallco Cupertino, CA
Field ID:	S-1-(5)	Basis:	as received
Lab ID:	304731-002	Diln Fac:	1.000
Matrix:	Soil	Sampled:	10/30/18
Units:	mg/Kg	Received:	11/01/18

Analyte	Result	RL	MDL	Batch#	Prepared	Analyzed	Prep	Analysis
Antimony	0.49 J	2.0	0.072	265200	11/05/18	11/06/18	EPA 3050B	EPA 6010B
Arsenic	3.1	1.5	0.070	265200	11/05/18	11/06/18	EPA 3050B	EPA 6010B
Barium	140	0.26	0.032	265200	11/05/18	11/06/18	EPA 3050B	EPA 6010B
Beryllium	0.52	0.11	0.011	265200	11/05/18	11/06/18	EPA 3050B	EPA 6010B
Cadmium	0.18 J	0.26	0.017	265200	11/05/18	11/06/18	EPA 3050B	EPA 6010B
Chromium	87	0.26	0.052	265200	11/05/18	11/06/18	EPA 3050B	EPA 6010B
Cobalt	16	0.26	0.015	265200	11/05/18	11/06/18	EPA 3050B	EPA 6010B
Copper	29	0.26	0.060	265200	11/05/18	11/06/18	EPA 3050B	EPA 6010B
Lead	6.4	1.0	0.059	265200	11/05/18	11/06/18	EPA 3050B	EPA 6010B
Mercury	0.050	0.018	0.0031	265296	11/08/18	11/08/18	METHOD	EPA 7471A
Molybdenum	0.26 J	0.26	0.027	265200	11/05/18	11/06/18	EPA 3050B	EPA 6010B
Nickel	74	0.26	0.053	265200	11/05/18	11/06/18	EPA 3050B	EPA 6010B
Selenium	ND	2.0	0.20	265200	11/05/18	11/06/18	EPA 3050B	EPA 6010B
Silver	ND	0.26	0.032	265200	11/05/18	11/06/18	EPA 3050B	EPA 6010B
Thallium	ND	0.53	0.095	265200	11/05/18	11/06/18	EPA 3050B	EPA 6010B
Vanadium	69	0.26	0.055	265200	11/05/18	11/06/18	EPA 3050B	EPA 6010B
Zinc	47	1.1	0.22	265200	11/05/18	11/06/18	EPA 3050B	EPA 6010B

J= Estimated value

ND= Not Detected at or above MDL

RL= Reporting Limit

MDL= Method Detection Limit

California Title 22 Metals

Lab #:	304731	Project#:	VALLCO
Client:	WSP	Location:	Vallco Cupertino, CA
Field ID:	S-1-(10)	Basis:	as received
Lab ID:	304731-003	Diln Fac:	1.000
Matrix:	Soil	Sampled:	10/30/18
Units:	mg/Kg	Received:	11/01/18

Analyte	Result	RL	MDL	Batch#	Prepared	Analyzed	Prep	Analysis
Antimony	0.33 J	2.0	0.075	265200	11/05/18	11/06/18	EPA 3050B	EPA 6010B
Arsenic	4.1	1.5	0.072	265200	11/05/18	11/06/18	EPA 3050B	EPA 6010B
Barium	200	0.27	0.033	265200	11/05/18	11/06/18	EPA 3050B	EPA 6010B
Beryllium	0.64	0.11	0.011	265200	11/05/18	11/06/18	EPA 3050B	EPA 6010B
Cadmium	0.20 J	0.27	0.018	265200	11/05/18	11/06/18	EPA 3050B	EPA 6010B
Chromium	94	0.27	0.053	265200	11/05/18	11/06/18	EPA 3050B	EPA 6010B
Cobalt	21	0.27	0.016	265200	11/05/18	11/06/18	EPA 3050B	EPA 6010B
Copper	46	0.27	0.062	265200	11/05/18	11/06/18	EPA 3050B	EPA 6010B
Lead	8.1	1.0	0.061	265200	11/05/18	11/06/18	EPA 3050B	EPA 6010B
Mercury	0.049	0.016	0.0029	265296	11/08/18	11/08/18	METHOD	EPA 7471A
Molybdenum	0.25 J	0.27	0.028	265200	11/05/18	11/06/18	EPA 3050B	EPA 6010B
Nickel	110	0.27	0.054	265200	11/05/18	11/06/18	EPA 3050B	EPA 6010B
Selenium	ND	2.0	0.20	265200	11/05/18	11/06/18	EPA 3050B	EPA 6010B
Silver	ND	0.27	0.033	265200	11/05/18	11/06/18	EPA 3050B	EPA 6010B
Thallium	ND	0.54	0.098	265200	11/05/18	11/06/18	EPA 3050B	EPA 6010B
Vanadium	64	0.27	0.057	265200	11/05/18	11/06/18	EPA 3050B	EPA 6010B
Zinc	65	1.1	0.23	265200	11/05/18	11/06/18	EPA 3050B	EPA 6010B

J= Estimated value

ND= Not Detected at or above MDL

RL= Reporting Limit

MDL= Method Detection Limit

California Title 22 Metals

Lab #:	304731	Project#:	VALLCO
Client:	WSP	Location:	Vallco Cupertino, CA
Field ID:	S-1-(15)	Basis:	as received
Lab ID:	304731-004	Diln Fac:	1.000
Matrix:	Soil	Sampled:	10/30/18
Units:	mg/Kg	Received:	11/01/18

Analyte	Result	RL	MDL	Batch#	Prepared	Analyzed	Prep	Analysis
Antimony	0.23 J	2.0	0.067	265200	11/05/18	11/06/18	EPA 3050B	EPA 6010B
Arsenic	3.0	1.5	0.065	265200	11/05/18	11/06/18	EPA 3050B	EPA 6010B
Barium	130	0.25	0.029	265200	11/05/18	11/06/18	EPA 3050B	EPA 6010B
Beryllium	0.57	0.098	0.0098	265200	11/05/18	11/06/18	EPA 3050B	EPA 6010B
Cadmium	0.20 J	0.25	0.016	265200	11/05/18	11/06/18	EPA 3050B	EPA 6010B
Chromium	93	0.25	0.048	265200	11/05/18	11/06/18	EPA 3050B	EPA 6010B
Cobalt	18	0.25	0.014	265200	11/05/18	11/06/18	EPA 3050B	EPA 6010B
Copper	37	0.25	0.056	265200	11/05/18	11/06/18	EPA 3050B	EPA 6010B
Lead	5.7	0.98	0.055	265200	11/05/18	11/06/18	EPA 3050B	EPA 6010B
Mercury	0.088	0.016	0.0028	265296	11/08/18	11/08/18	METHOD	EPA 7471A
Molybdenum	0.24 J	0.25	0.026	265200	11/05/18	11/06/18	EPA 3050B	EPA 6010B
Nickel	85	0.25	0.049	265200	11/05/18	11/06/18	EPA 3050B	EPA 6010B
Selenium	ND	2.0	0.18	265200	11/05/18	11/06/18	EPA 3050B	EPA 6010B
Silver	ND	0.25	0.029	265200	11/05/18	11/06/18	EPA 3050B	EPA 6010B
Thallium	ND	0.49	0.088	265200	11/05/18	11/06/18	EPA 3050B	EPA 6010B
Vanadium	81	0.25	0.051	265200	11/05/18	11/06/18	EPA 3050B	EPA 6010B
Zinc	52	0.98	0.21	265200	11/05/18	11/06/18	EPA 3050B	EPA 6010B

J= Estimated value

ND= Not Detected at or above MDL

RL= Reporting Limit

MDL= Method Detection Limit

California Title 22 Metals			
Lab #:	304731	Project#:	VALLCO
Client:	WSP	Location:	Vallco Cupertino, CA
Field ID:	S-1-(20)	Basis:	as received
Lab ID:	304731-005	Diln Fac:	1.000
Matrix:	Soil	Sampled:	10/30/18
Units:	mg/Kg	Received:	11/01/18

Analyte	Result	RL	MDL	Batch#	Prepared	Analyzed	Prep	Analysis
Antimony	0.45 J	1.9	0.066	265200	11/05/18	11/06/18	EPA 3050B	EPA 6010B
Arsenic	4.0	1.4	0.064	265200	11/05/18	11/06/18	EPA 3050B	EPA 6010B
Barium	100	0.24	0.029	265200	11/05/18	11/06/18	EPA 3050B	EPA 6010B
Beryllium	0.47	0.096	0.0096	265200	11/05/18	11/06/18	EPA 3050B	EPA 6010B
Cadmium	0.20 J	0.24	0.016	265200	11/05/18	11/06/18	EPA 3050B	EPA 6010B
Chromium	45	0.24	0.047	265200	11/05/18	11/06/18	EPA 3050B	EPA 6010B
Cobalt	11	0.24	0.014	265200	11/05/18	11/06/18	EPA 3050B	EPA 6010B
Copper	28	0.24	0.055	265200	11/05/18	11/06/18	EPA 3050B	EPA 6010B
Lead	6.4	0.96	0.054	265200	11/05/18	11/06/18	EPA 3050B	EPA 6010B
Mercury	0.099	0.017	0.0030	265296	11/08/18	11/08/18	METHOD	EPA 7471A
Molybdenum	0.58	0.24	0.025	265200	11/05/18	11/06/18	EPA 3050B	EPA 6010B
Nickel	57	0.24	0.048	265200	11/05/18	11/06/18	EPA 3050B	EPA 6010B
Selenium	ND	1.9	0.18	265200	11/05/18	11/06/18	EPA 3050B	EPA 6010B
Silver	ND	0.24	0.029	265200	11/05/18	11/06/18	EPA 3050B	EPA 6010B
Thallium	ND	0.48	0.086	265200	11/05/18	11/06/18	EPA 3050B	EPA 6010B
Vanadium	43	0.24	0.050	265200	11/05/18	11/06/18	EPA 3050B	EPA 6010B
Zinc	46	0.96	0.20	265200	11/05/18	11/06/18	EPA 3050B	EPA 6010B

J= Estimated value

ND= Not Detected at or above MDL

RL= Reporting Limit

MDL= Method Detection Limit

California Title 22 Metals			
Lab #:	304731	Project#:	VALLCO
Client:	WSP	Location:	Vallco Cupertino, CA
Field ID:	S-2-(1)	Basis:	as received
Lab ID:	304731-006	Diln Fac:	1.000
Matrix:	Soil	Sampled:	10/30/18
Units:	mg/Kg	Received:	11/01/18

Analyte	Result	RL	MDL	Batch#	Prepared	Analyzed	Prep	Analysis
Antimony	0.46 J	1.9	0.067	265200	11/05/18	11/06/18	EPA 3050B	EPA 6010B
Arsenic	3.6	1.5	0.064	265200	11/05/18	11/06/18	EPA 3050B	EPA 6010B
Barium	190	0.24	0.029	265200	11/05/18	11/06/18	EPA 3050B	EPA 6010B
Beryllium	0.54	0.097	0.0097	265200	11/05/18	11/06/18	EPA 3050B	EPA 6010B
Cadmium	0.18 J	0.24	0.016	265200	11/05/18	11/06/18	EPA 3050B	EPA 6010B
Chromium	76	0.24	0.048	265200	11/05/18	11/06/18	EPA 3050B	EPA 6010B
Cobalt	18	0.24	0.014	265200	11/05/18	11/06/18	EPA 3050B	EPA 6010B
Copper	41	0.24	0.055	265200	11/05/18	11/06/18	EPA 3050B	EPA 6010B
Lead	7.6	0.97	0.055	265200	11/05/18	11/06/18	EPA 3050B	EPA 6010B
Mercury	0.062	0.016	0.0028	265296	11/08/18	11/08/18	METHOD	EPA 7471A
Molybdenum	0.19 J	0.24	0.025	265200	11/05/18	11/06/18	EPA 3050B	EPA 6010B
Nickel	86	0.24	0.049	265200	11/05/18	11/06/18	EPA 3050B	EPA 6010B
Selenium	ND	1.9	0.18	265200	11/05/18	11/06/18	EPA 3050B	EPA 6010B
Silver	ND	0.24	0.029	265200	11/05/18	11/06/18	EPA 3050B	EPA 6010B
Thallium	ND	0.49	0.087	265200	11/05/18	11/06/18	EPA 3050B	EPA 6010B
Vanadium	52	0.24	0.051	265200	11/05/18	11/06/18	EPA 3050B	EPA 6010B
Zinc	58	0.97	0.21	265200	11/05/18	11/06/18	EPA 3050B	EPA 6010B

J= Estimated value

ND= Not Detected at or above MDL

RL= Reporting Limit

MDL= Method Detection Limit

California Title 22 Metals

Lab #:	304731	Project#:	VALLCO
Client:	WSP	Location:	Vallco Cupertino, CA
Field ID:	S-2-(5)	Basis:	as received
Lab ID:	304731-007	Diln Fac:	1.000
Matrix:	Soil	Sampled:	10/30/18
Units:	mg/Kg	Received:	11/01/18

Analyte	Result	RL	MDL	Batch#	Prepared	Analyzed	Prep	Analysis
Antimony	0.45 J	2.0	0.069	265200	11/05/18	11/06/18	EPA 3050B	EPA 6010B
Arsenic	3.1	1.5	0.067	265200	11/05/18	11/06/18	EPA 3050B	EPA 6010B
Barium	180	0.25	0.030	265200	11/05/18	11/06/18	EPA 3050B	EPA 6010B
Beryllium	0.42	0.10	0.010	265200	11/05/18	11/06/18	EPA 3050B	EPA 6010B
Cadmium	0.19 J	0.25	0.017	265200	11/05/18	11/06/18	EPA 3050B	EPA 6010B
Chromium	74	0.25	0.050	265200	11/05/18	11/06/18	EPA 3050B	EPA 6010B
Cobalt	13	0.25	0.015	265200	11/05/18	11/06/18	EPA 3050B	EPA 6010B
Copper	28	0.25	0.058	265200	11/05/18	11/06/18	EPA 3050B	EPA 6010B
Lead	5.1	1.0	0.057	265200	11/05/18	11/06/18	EPA 3050B	EPA 6010B
Mercury	0.032	0.017	0.0030	265296	11/08/18	11/08/18	METHOD	EPA 7471A
Molybdenum	0.76	0.25	0.026	265200	11/05/18	11/06/18	EPA 3050B	EPA 6010B
Nickel	67	0.25	0.051	265200	11/05/18	11/06/18	EPA 3050B	EPA 6010B
Selenium	ND	2.0	0.19	265200	11/05/18	11/06/18	EPA 3050B	EPA 6010B
Silver	ND	0.25	0.030	265200	11/05/18	11/06/18	EPA 3050B	EPA 6010B
Thallium	ND	0.51	0.091	265200	11/05/18	11/06/18	EPA 3050B	EPA 6010B
Vanadium	60	0.25	0.053	265200	11/05/18	11/06/18	EPA 3050B	EPA 6010B
Zinc	43	1.0	0.21	265200	11/05/18	11/06/18	EPA 3050B	EPA 6010B

J= Estimated value

ND= Not Detected at or above MDL

RL= Reporting Limit

MDL= Method Detection Limit

California Title 22 Metals

Lab #:	304731	Project#:	VALLCO
Client:	WSP	Location:	Vallco Cupertino, CA
Field ID:	S-2-(10)	Basis:	as received
Lab ID:	304731-008	Diln Fac:	1.000
Matrix:	Soil	Sampled:	10/30/18
Units:	mg/Kg	Received:	11/01/18

Analyte	Result	RL	MDL	Batch#	Prepared	Analyzed	Prep	Analysis
Antimony	0.38 J	2.0	0.075	265200	11/05/18	11/06/18	EPA 3050B	EPA 6010B
Arsenic	3.0	1.5	0.072	265200	11/05/18	11/06/18	EPA 3050B	EPA 6010B
Barium	250	0.27	0.033	265200	11/05/18	11/06/18	EPA 3050B	EPA 6010B
Beryllium	0.47	0.11	0.011	265200	11/05/18	11/06/18	EPA 3050B	EPA 6010B
Cadmium	0.18 J	0.27	0.018	265200	11/05/18	11/06/18	EPA 3050B	EPA 6010B
Chromium	80	0.27	0.053	265200	11/05/18	11/06/18	EPA 3050B	EPA 6010B
Cobalt	14	0.27	0.016	265200	11/05/18	11/06/18	EPA 3050B	EPA 6010B
Copper	27	0.27	0.062	265200	11/05/18	11/06/18	EPA 3050B	EPA 6010B
Lead	5.1	1.0	0.061	265200	11/05/18	11/06/18	EPA 3050B	EPA 6010B
Mercury	0.045	0.017	0.0030	265296	11/08/18	11/08/18	METHOD	EPA 7471A
Molybdenum	1.5	0.27	0.028	265200	11/05/18	11/06/18	EPA 3050B	EPA 6010B
Nickel	68	0.27	0.054	265200	11/05/18	11/06/18	EPA 3050B	EPA 6010B
Selenium	ND	2.0	0.20	265200	11/05/18	11/06/18	EPA 3050B	EPA 6010B
Silver	ND	0.27	0.033	265200	11/05/18	11/06/18	EPA 3050B	EPA 6010B
Thallium	ND	0.54	0.098	265200	11/05/18	11/06/18	EPA 3050B	EPA 6010B
Vanadium	66	0.27	0.057	265200	11/05/18	11/06/18	EPA 3050B	EPA 6010B
Zinc	42	1.1	0.23	265200	11/05/18	11/06/18	EPA 3050B	EPA 6010B

J= Estimated value

ND= Not Detected at or above MDL

RL= Reporting Limit

MDL= Method Detection Limit

California Title 22 Metals			
Lab #:	304731	Project#:	VALLCO
Client:	WSP	Location:	Vallco Cupertino, CA
Field ID:	S-2-(15)	Basis:	as received
Lab ID:	304731-009	Diln Fac:	1.000
Matrix:	Soil	Sampled:	10/30/18
Units:	mg/Kg	Received:	11/01/18

Analyte	Result	RL	MDL	Batch#	Prepared	Analyzed	Prep	Analysis
Antimony	0.29 J	1.9	0.065	265200	11/05/18	11/06/18	EPA 3050B	EPA 6010B
Arsenic	3.9	1.4	0.062	265200	11/05/18	11/06/18	EPA 3050B	EPA 6010B
Barium	110	0.24	0.028	265200	11/05/18	11/06/18	EPA 3050B	EPA 6010B
Beryllium	0.46	0.094	0.0095	265200	11/05/18	11/06/18	EPA 3050B	EPA 6010B
Cadmium	0.13 J	0.24	0.016	265200	11/05/18	11/06/18	EPA 3050B	EPA 6010B
Chromium	52	0.24	0.046	265200	11/05/18	11/06/18	EPA 3050B	EPA 6010B
Cobalt	10	0.24	0.014	265200	11/05/18	11/06/18	EPA 3050B	EPA 6010B
Copper	30	0.24	0.054	265200	11/05/18	11/06/18	EPA 3050B	EPA 6010B
Lead	6.0	0.94	0.053	265200	11/05/18	11/06/18	EPA 3050B	EPA 6010B
Mercury	0.12	0.017	0.0030	265296	11/08/18	11/08/18	METHOD	EPA 7471A
Molybdenum	0.41	0.24	0.025	265200	11/05/18	11/06/18	EPA 3050B	EPA 6010B
Nickel	61	0.24	0.047	265200	11/05/18	11/06/18	EPA 3050B	EPA 6010B
Selenium	ND	1.9	0.18	265200	11/05/18	11/06/18	EPA 3050B	EPA 6010B
Silver	ND	0.24	0.028	265200	11/05/18	11/06/18	EPA 3050B	EPA 6010B
Thallium	ND	0.47	0.085	265200	11/05/18	11/06/18	EPA 3050B	EPA 6010B
Vanadium	43	0.24	0.049	265200	11/05/18	11/06/18	EPA 3050B	EPA 6010B
Zinc	44	0.94	0.20	265200	11/05/18	11/06/18	EPA 3050B	EPA 6010B

J= Estimated value

ND= Not Detected at or above MDL

RL= Reporting Limit

MDL= Method Detection Limit

California Title 22 Metals

Lab #:	304731	Project#:	VALLCO
Client:	WSP	Location:	Vallco Cupertino, CA
Field ID:	S-2-(20)	Basis:	as received
Lab ID:	304731-010	Diln Fac:	1.000
Matrix:	Soil	Sampled:	10/30/18
Units:	mg/Kg	Received:	11/01/18

Analyte	Result	RL	MDL	Batch#	Prepared	Analyzed	Prep	Analysis
Antimony	0.55 J	2.0	0.071	265200	11/05/18	11/06/18	EPA 3050B	EPA 6010B
Arsenic	4.1	1.5	0.068	265200	11/05/18	11/06/18	EPA 3050B	EPA 6010B
Barium	110	0.26	0.031	265200	11/05/18	11/06/18	EPA 3050B	EPA 6010B
Beryllium	0.50	0.10	0.010	265200	11/05/18	11/06/18	EPA 3050B	EPA 6010B
Cadmium	0.20 J	0.26	0.017	265200	11/05/18	11/06/18	EPA 3050B	EPA 6010B
Chromium	44	0.26	0.051	265200	11/05/18	11/06/18	EPA 3050B	EPA 6010B
Cobalt	11	0.26	0.015	265200	11/05/18	11/06/18	EPA 3050B	EPA 6010B
Copper	27	0.26	0.059	265200	11/05/18	11/06/18	EPA 3050B	EPA 6010B
Lead	6.4	1.0	0.058	265200	11/05/18	11/06/18	EPA 3050B	EPA 6010B
Mercury	0.13	0.016	0.0028	265296	11/08/18	11/08/18	METHOD	EPA 7471A
Molybdenum	0.53	0.26	0.027	265200	11/05/18	11/06/18	EPA 3050B	EPA 6010B
Nickel	58	0.26	0.052	265200	11/05/18	11/06/18	EPA 3050B	EPA 6010B
Selenium	ND	2.0	0.19	265200	11/05/18	11/06/18	EPA 3050B	EPA 6010B
Silver	ND	0.26	0.031	265200	11/05/18	11/06/18	EPA 3050B	EPA 6010B
Thallium	ND	0.52	0.093	265200	11/05/18	11/06/18	EPA 3050B	EPA 6010B
Vanadium	41	0.26	0.054	265200	11/05/18	11/06/18	EPA 3050B	EPA 6010B
Zinc	46	1.0	0.22	265200	11/05/18	11/06/18	EPA 3050B	EPA 6010B

J= Estimated value

ND= Not Detected at or above MDL

RL= Reporting Limit

MDL= Method Detection Limit

California Title 22 Metals

Lab #:	304731	Project#:	VALLCO
Client:	WSP	Location:	Vallco Cupertino, CA
Field ID:	S-3-(1)	Basis:	as received
Lab ID:	304731-011	Diln Fac:	1.000
Matrix:	Soil	Sampled:	10/30/18
Units:	mg/Kg	Received:	11/01/18

Analyte	Result	RL	MDL	Batch#	Prepared	Analyzed	Prep	Analysis
Antimony	0.53 J	2.0	0.072	265200	11/05/18	11/06/18	EPA 3050B	EPA 6010B
Arsenic	4.0	1.5	0.070	265200	11/05/18	11/06/18	EPA 3050B	EPA 6010B
Barium	230	0.26	0.032	265200	11/05/18	11/06/18	EPA 3050B	EPA 6010B
Beryllium	0.43	0.11	0.011	265200	11/05/18	11/06/18	EPA 3050B	EPA 6010B
Cadmium	0.24 J	0.26	0.017	265200	11/05/18	11/06/18	EPA 3050B	EPA 6010B
Chromium	45	0.26	0.052	265200	11/05/18	11/06/18	EPA 3050B	EPA 6010B
Cobalt	12	0.26	0.015	265200	11/05/18	11/06/18	EPA 3050B	EPA 6010B
Copper	29	0.26	0.060	265200	11/05/18	11/06/18	EPA 3050B	EPA 6010B
Lead	5.9	1.0	0.059	265200	11/05/18	11/06/18	EPA 3050B	EPA 6010B
Mercury	0.060	0.018	0.0031	265296	11/08/18	11/08/18	METHOD	EPA 7471A
Molybdenum	0.58	0.26	0.027	265200	11/05/18	11/06/18	EPA 3050B	EPA 6010B
Nickel	55	0.26	0.053	265200	11/05/18	11/06/18	EPA 3050B	EPA 6010B
Selenium	ND	2.0	0.20	265200	11/05/18	11/06/18	EPA 3050B	EPA 6010B
Silver	ND	0.26	0.032	265200	11/05/18	11/06/18	EPA 3050B	EPA 6010B
Thallium	ND	0.53	0.095	265200	11/05/18	11/06/18	EPA 3050B	EPA 6010B
Vanadium	46	0.26	0.055	265200	11/05/18	11/06/18	EPA 3050B	EPA 6010B
Zinc	47	1.1	0.22	265200	11/05/18	11/06/18	EPA 3050B	EPA 6010B

J= Estimated value

ND= Not Detected at or above MDL

RL= Reporting Limit

MDL= Method Detection Limit

California Title 22 Metals			
Lab #:	304731	Project#:	VALLCO
Client:	WSP	Location:	Vallco Cupertino, CA
Field ID:	S-3-(5)	Basis:	as received
Lab ID:	304731-012	Diln Fac:	1.000
Matrix:	Soil	Sampled:	10/30/18
Units:	mg/Kg	Received:	11/01/18

Analyte	Result	RL	MDL	Batch#	Prepared	Analyzed	Prep	Analysis
Antimony	0.44 J	2.0	0.069	265200	11/05/18	11/06/18	EPA 3050B	EPA 6010B
Arsenic	3.9	1.5	0.066	265200	11/05/18	11/06/18	EPA 3050B	EPA 6010B
Barium	150	0.25	0.030	265200	11/05/18	11/06/18	EPA 3050B	EPA 6010B
Beryllium	0.55	0.10	0.010	265200	11/05/18	11/06/18	EPA 3050B	EPA 6010B
Cadmium	0.20 J	0.25	0.017	265200	11/05/18	11/06/18	EPA 3050B	EPA 6010B
Chromium	83	0.25	0.049	265200	11/05/18	11/06/18	EPA 3050B	EPA 6010B
Cobalt	18	0.25	0.015	265200	11/05/18	11/06/18	EPA 3050B	EPA 6010B
Copper	41	0.25	0.057	265200	11/05/18	11/06/18	EPA 3050B	EPA 6010B
Lead	7.6	1.0	0.056	265200	11/05/18	11/06/18	EPA 3050B	EPA 6010B
Mercury	0.055	0.018	0.0031	265296	11/08/18	11/08/18	METHOD	EPA 7471A
Molybdenum	0.30	0.25	0.026	265200	11/05/18	11/06/18	EPA 3050B	EPA 6010B
Nickel	96	0.25	0.050	265200	11/05/18	11/06/18	EPA 3050B	EPA 6010B
Selenium	ND	2.0	0.19	265200	11/05/18	11/06/18	EPA 3050B	EPA 6010B
Silver	ND	0.25	0.030	265200	11/05/18	11/06/18	EPA 3050B	EPA 6010B
Thallium	ND	0.50	0.090	265200	11/05/18	11/06/18	EPA 3050B	EPA 6010B
Vanadium	60	0.25	0.052	265200	11/05/18	11/06/18	EPA 3050B	EPA 6010B
Zinc	60	1.0	0.21	265200	11/05/18	11/06/18	EPA 3050B	EPA 6010B

J= Estimated value

ND= Not Detected at or above MDL

RL= Reporting Limit

MDL= Method Detection Limit

California Title 22 Metals

Lab #:	304731	Project#:	VALLCO
Client:	WSP	Location:	Vallco Cupertino, CA
Field ID:	S-3-(10)	Basis:	as received
Lab ID:	304731-013	Diln Fac:	1.000
Matrix:	Soil	Sampled:	10/30/18
Units:	mg/Kg	Received:	11/01/18

Analyte	Result	RL	MDL	Batch#	Prepared	Analyzed	Prep	Analysis
Antimony	0.81 J	2.0	0.069	265200	11/05/18	11/06/18	EPA 3050B	EPA 6010B
Arsenic	2.5	1.5	0.067	265200	11/05/18	11/06/18	EPA 3050B	EPA 6010B
Barium	150	0.25	0.030	265200	11/05/18	11/06/18	EPA 3050B	EPA 6010B
Beryllium	0.53	0.10	0.010	265200	11/05/18	11/06/18	EPA 3050B	EPA 6010B
Cadmium	0.20 J	0.25	0.017	265200	11/05/18	11/06/18	EPA 3050B	EPA 6010B
Chromium	93	0.25	0.050	265200	11/05/18	11/06/18	EPA 3050B	EPA 6010B
Cobalt	16	0.25	0.015	265200	11/05/18	11/06/18	EPA 3050B	EPA 6010B
Copper	28	0.25	0.058	265200	11/05/18	11/06/18	EPA 3050B	EPA 6010B
Lead	5.5	1.0	0.057	265200	11/05/18	11/06/18	EPA 3050B	EPA 6010B
Mercury	0.042	0.017	0.0030	265296	11/08/18	11/08/18	METHOD	EPA 7471A
Molybdenum	0.32	0.25	0.026	265200	11/05/18	11/06/18	EPA 3050B	EPA 6010B
Nickel	80	0.25	0.051	265200	11/05/18	11/06/18	EPA 3050B	EPA 6010B
Selenium	ND	2.0	0.19	265200	11/05/18	11/06/18	EPA 3050B	EPA 6010B
Silver	ND	0.25	0.030	265200	11/05/18	11/06/18	EPA 3050B	EPA 6010B
Thallium	ND	0.51	0.091	265200	11/05/18	11/06/18	EPA 3050B	EPA 6010B
Vanadium	75	0.25	0.053	265200	11/05/18	11/06/18	EPA 3050B	EPA 6010B
Zinc	47	1.0	0.21	265200	11/05/18	11/06/18	EPA 3050B	EPA 6010B

J= Estimated value

ND= Not Detected at or above MDL

RL= Reporting Limit

MDL= Method Detection Limit

California Title 22 Metals

Lab #:	304731	Project#:	VALLCO
Client:	WSP	Location:	Vallco Cupertino, CA
Field ID:	S-3-(15)	Basis:	as received
Lab ID:	304731-014	Diln Fac:	1.000
Matrix:	Soil	Sampled:	10/30/18
Units:	mg/Kg	Received:	11/01/18

Analyte	Result	RL	MDL	Batch#	Prepared	Analyzed	Prep	Analysis
Antimony	0.28 J	1.9	0.064	265200	11/05/18	11/06/18	EPA 3050B	EPA 6010B
Arsenic	4.9	1.4	0.061	265200	11/05/18	11/06/18	EPA 3050B	EPA 6010B
Barium	98	0.23	0.028	265200	11/05/18	11/06/18	EPA 3050B	EPA 6010B
Beryllium	0.56	0.093	0.0093	265200	11/05/18	11/06/18	EPA 3050B	EPA 6010B
Cadmium	0.15 J	0.23	0.015	265200	11/05/18	11/06/18	EPA 3050B	EPA 6010B
Chromium	48	0.23	0.045	265200	11/05/18	11/06/18	EPA 3050B	EPA 6010B
Cobalt	10	0.23	0.013	265200	11/05/18	11/06/18	EPA 3050B	EPA 6010B
Copper	29	0.23	0.053	265200	11/05/18	11/06/18	EPA 3050B	EPA 6010B
Lead	7.5	0.93	0.052	265200	11/05/18	11/06/18	EPA 3050B	EPA 6010B
Mercury	0.081	0.017	0.0030	265296	11/08/18	11/08/18	METHOD	EPA 7471A
Molybdenum	0.70	0.23	0.024	265200	11/05/18	11/06/18	EPA 3050B	EPA 6010B
Nickel	64	0.23	0.046	265200	11/05/18	11/06/18	EPA 3050B	EPA 6010B
Selenium	ND	1.9	0.17	265200	11/05/18	11/06/18	EPA 3050B	EPA 6010B
Silver	ND	0.23	0.028	265200	11/05/18	11/06/18	EPA 3050B	EPA 6010B
Thallium	ND	0.46	0.083	265200	11/05/18	11/06/18	EPA 3050B	EPA 6010B
Vanadium	45	0.23	0.049	265200	11/05/18	11/06/18	EPA 3050B	EPA 6010B
Zinc	52	0.93	0.20	265200	11/05/18	11/06/18	EPA 3050B	EPA 6010B

J= Estimated value

ND= Not Detected at or above MDL

RL= Reporting Limit

MDL= Method Detection Limit

California Title 22 Metals

Lab #:	304731	Project#:	VALLCO
Client:	WSP	Location:	Vallco Cupertino, CA
Field ID:	S-3-(20)	Basis:	as received
Lab ID:	304731-015	Diln Fac:	1.000
Matrix:	Soil	Sampled:	10/30/18
Units:	mg/Kg	Received:	11/01/18

Analyte	Result	RL	MDL	Batch#	Prepared	Analyzed	Prep	Analysis
Antimony	0.64 J	1.9	0.065	265200	11/05/18	11/06/18	EPA 3050B	EPA 6010B
Arsenic	3.9	1.4	0.063	265200	11/05/18	11/06/18	EPA 3050B	EPA 6010B
Barium	120	0.24	0.029	265200	11/05/18	11/06/18	EPA 3050B	EPA 6010B
Beryllium	0.47	0.095	0.0095	265200	11/05/18	11/06/18	EPA 3050B	EPA 6010B
Cadmium	0.17 J	0.24	0.016	265200	11/05/18	11/06/18	EPA 3050B	EPA 6010B
Chromium	39	0.24	0.047	265200	11/05/18	11/06/18	EPA 3050B	EPA 6010B
Cobalt	10	0.24	0.014	265200	11/05/18	11/06/18	EPA 3050B	EPA 6010B
Copper	26	0.24	0.054	265200	11/05/18	11/06/18	EPA 3050B	EPA 6010B
Lead	6.2	0.95	0.054	265200	11/05/18	11/06/18	EPA 3050B	EPA 6010B
Mercury	0.095	0.017	0.0030	265296	11/08/18	11/08/18	METHOD	EPA 7471A
Molybdenum	0.55	0.24	0.025	265200	11/05/18	11/06/18	EPA 3050B	EPA 6010B
Nickel	50	0.24	0.048	265200	11/05/18	11/06/18	EPA 3050B	EPA 6010B
Selenium	ND	1.9	0.18	265200	11/05/18	11/06/18	EPA 3050B	EPA 6010B
Silver	ND	0.24	0.029	265200	11/05/18	11/06/18	EPA 3050B	EPA 6010B
Thallium	ND	0.48	0.086	265200	11/05/18	11/06/18	EPA 3050B	EPA 6010B
Vanadium	39	0.24	0.050	265200	11/05/18	11/06/18	EPA 3050B	EPA 6010B
Zinc	42	0.95	0.20	265200	11/05/18	11/06/18	EPA 3050B	EPA 6010B

J= Estimated value

ND= Not Detected at or above MDL

RL= Reporting Limit

MDL= Method Detection Limit

California Title 22 Metals			
Lab #:	304731	Project#:	VALLCO
Client:	WSP	Location:	Vallco Cupertino, CA
Field ID:	S-4-(1)	Basis:	as received
Lab ID:	304731-016	Diln Fac:	1.000
Matrix:	Soil	Sampled:	10/30/18
Units:	mg/Kg	Received:	11/01/18

Analyte	Result	RL	MDL	Batch#	Prepared	Analyzed	Prep	Analysis
Antimony	0.45 J	1.9	0.067	265200	11/05/18	11/06/18	EPA 3050B	EPA 6010B
Arsenic	4.5	1.5	0.064	265200	11/05/18	11/06/18	EPA 3050B	EPA 6010B
Barium	160	0.24	0.029	265200	11/05/18	11/06/18	EPA 3050B	EPA 6010B
Beryllium	0.51	0.097	0.0097	265200	11/05/18	11/06/18	EPA 3050B	EPA 6010B
Cadmium	0.26	0.24	0.016	265200	11/05/18	11/06/18	EPA 3050B	EPA 6010B
Chromium	78	0.24	0.048	265200	11/05/18	11/06/18	EPA 3050B	EPA 6010B
Cobalt	17	0.24	0.014	265200	11/05/18	11/06/18	EPA 3050B	EPA 6010B
Copper	39	0.24	0.055	265200	11/05/18	11/06/18	EPA 3050B	EPA 6010B
Lead	15	0.97	0.055	265200	11/05/18	11/06/18	EPA 3050B	EPA 6010B
Mercury	0.053	0.016	0.0029	265296	11/08/18	11/08/18	METHOD	EPA 7471A
Molybdenum	0.36	0.24	0.025	265200	11/05/18	11/06/18	EPA 3050B	EPA 6010B
Nickel	84	0.24	0.049	265200	11/05/18	11/06/18	EPA 3050B	EPA 6010B
Selenium	ND	1.9	0.18	265200	11/05/18	11/06/18	EPA 3050B	EPA 6010B
Silver	ND	0.24	0.029	265200	11/05/18	11/06/18	EPA 3050B	EPA 6010B
Thallium	ND	0.49	0.087	265200	11/05/18	11/06/18	EPA 3050B	EPA 6010B
Vanadium	60	0.24	0.051	265200	11/05/18	11/06/18	EPA 3050B	EPA 6010B
Zinc	64	0.97	0.21	265200	11/05/18	11/06/18	EPA 3050B	EPA 6010B

J= Estimated value

ND= Not Detected at or above MDL

RL= Reporting Limit

MDL= Method Detection Limit

California Title 22 Metals

Lab #:	304731	Project#:	VALLCO
Client:	WSP	Location:	Vallco Cupertino, CA
Field ID:	S-4-(5)	Basis:	as received
Lab ID:	304731-017	Diln Fac:	1.000
Matrix:	Soil	Sampled:	10/30/18
Units:	mg/Kg	Received:	11/01/18

Analyte	Result	RL	MDL	Batch#	Prepared	Analyzed	Prep	Analysis
Antimony	0.37 J	2.0	0.075	265200	11/05/18	11/06/18	EPA 3050B	EPA 6010B
Arsenic	3.1	1.5	0.072	265200	11/05/18	11/06/18	EPA 3050B	EPA 6010B
Barium	190	0.27	0.033	265200	11/05/18	11/06/18	EPA 3050B	EPA 6010B
Beryllium	0.50	0.11	0.011	265200	11/05/18	11/06/18	EPA 3050B	EPA 6010B
Cadmium	0.18 J	0.27	0.018	265200	11/05/18	11/06/18	EPA 3050B	EPA 6010B
Chromium	79	0.27	0.053	265200	11/05/18	11/06/18	EPA 3050B	EPA 6010B
Cobalt	19	0.27	0.016	265200	11/05/18	11/06/18	EPA 3050B	EPA 6010B
Copper	34	0.27	0.062	265200	11/05/18	11/06/18	EPA 3050B	EPA 6010B
Lead	6.9	1.0	0.061	265200	11/05/18	11/06/18	EPA 3050B	EPA 6010B
Mercury	0.087	0.017	0.0029	265296	11/08/18	11/08/18	METHOD	EPA 7471A
Molybdenum	0.29	0.27	0.028	265200	11/05/18	11/06/18	EPA 3050B	EPA 6010B
Nickel	90	0.27	0.054	265200	11/05/18	11/06/18	EPA 3050B	EPA 6010B
Selenium	ND	2.0	0.20	265200	11/05/18	11/06/18	EPA 3050B	EPA 6010B
Silver	ND	0.27	0.033	265200	11/05/18	11/06/18	EPA 3050B	EPA 6010B
Thallium	ND	0.54	0.098	265200	11/05/18	11/06/18	EPA 3050B	EPA 6010B
Vanadium	59	0.27	0.057	265200	11/05/18	11/06/18	EPA 3050B	EPA 6010B
Zinc	51	1.1	0.23	265200	11/05/18	11/06/18	EPA 3050B	EPA 6010B

J= Estimated value

ND= Not Detected at or above MDL

RL= Reporting Limit

MDL= Method Detection Limit

California Title 22 Metals			
Lab #:	304731	Project#:	VALLCO
Client:	WSP	Location:	Vallco Cupertino, CA
Field ID:	S-4-(10)	Basis:	as received
Lab ID:	304731-018	Diln Fac:	1.000
Matrix:	Soil	Sampled:	10/30/18
Units:	mg/Kg	Received:	11/01/18

Analyte	Result	RL	MDL	Batch#	Prepared	Analyzed	Prep	Analysis
Antimony	0.40 J	2.0	0.071	265200	11/05/18	11/06/18	EPA 3050B	EPA 6010B
Arsenic	3.3	1.5	0.068	265200	11/05/18	11/06/18	EPA 3050B	EPA 6010B
Barium	140	0.26	0.031	265200	11/05/18	11/06/18	EPA 3050B	EPA 6010B
Beryllium	0.53	0.10	0.010	265200	11/05/18	11/06/18	EPA 3050B	EPA 6010B
Cadmium	0.18 J	0.26	0.017	265200	11/05/18	11/06/18	EPA 3050B	EPA 6010B
Chromium	80	0.26	0.051	265200	11/05/18	11/06/18	EPA 3050B	EPA 6010B
Cobalt	18	0.26	0.015	265200	11/05/18	11/06/18	EPA 3050B	EPA 6010B
Copper	37	0.26	0.059	265200	11/05/18	11/06/18	EPA 3050B	EPA 6010B
Lead	7.2	1.0	0.058	265200	11/05/18	11/06/18	EPA 3050B	EPA 6010B
Mercury	0.039	0.016	0.0029	265296	11/08/18	11/08/18	METHOD	EPA 7471A
Molybdenum	0.33	0.26	0.027	265200	11/05/18	11/06/18	EPA 3050B	EPA 6010B
Nickel	82	0.26	0.052	265200	11/05/18	11/06/18	EPA 3050B	EPA 6010B
Selenium	ND	2.0	0.19	265200	11/05/18	11/06/18	EPA 3050B	EPA 6010B
Silver	ND	0.26	0.031	265200	11/05/18	11/06/18	EPA 3050B	EPA 6010B
Thallium	ND	0.52	0.093	265200	11/05/18	11/06/18	EPA 3050B	EPA 6010B
Vanadium	54	0.26	0.054	265200	11/05/18	11/06/18	EPA 3050B	EPA 6010B
Zinc	54	1.0	0.22	265200	11/05/18	11/06/18	EPA 3050B	EPA 6010B

J= Estimated value

ND= Not Detected at or above MDL

RL= Reporting Limit

MDL= Method Detection Limit

California Title 22 Metals

Lab #:	304731	Project#:	VALLCO
Client:	WSP	Location:	Vallco Cupertino, CA
Field ID:	S-4-(15)	Basis:	as received
Lab ID:	304731-019	Diln Fac:	1.000
Matrix:	Soil	Sampled:	10/30/18
Units:	mg/Kg	Received:	11/01/18

Analyte	Result	RL	MDL	Batch#	Prepared	Analyzed	Prep	Analysis
Antimony	0.51 J	1.8	0.063	265201	11/05/18	11/06/18	EPA 3050B	EPA 6010B
Arsenic	6.2	1.4	0.061	265201	11/05/18	11/06/18	EPA 3050B	EPA 6010B
Barium	150	0.23	0.028	265201	11/05/18	11/06/18	EPA 3050B	EPA 6010B
Beryllium	0.69	0.092	0.0092	265201	11/05/18	11/06/18	EPA 3050B	EPA 6010B
Cadmium	0.25	0.23	0.015	265201	11/05/18	11/06/18	EPA 3050B	EPA 6010B
Chromium	54	0.23	0.045	265201	11/05/18	11/06/18	EPA 3050B	EPA 6010B
Cobalt	14	0.23	0.013	265201	11/05/18	11/06/18	EPA 3050B	EPA 6010B
Copper	42	0.23	0.052	265201	11/05/18	11/06/18	EPA 3050B	EPA 6010B
Lead	10	0.92	0.052	265201	11/05/18	11/06/18	EPA 3050B	EPA 6010B
Mercury	0.093	0.017	0.0030	265296	11/08/18	11/08/18	METHOD	EPA 7471A
Molybdenum	0.91	0.23	0.024	265201	11/05/18	11/06/18	EPA 3050B	EPA 6010B
Nickel	67	0.23	0.046	265201	11/05/18	11/06/18	EPA 3050B	EPA 6010B
Selenium	ND	1.8	0.17	265201	11/05/18	11/06/18	EPA 3050B	EPA 6010B
Silver	ND	0.23	0.028	265201	11/05/18	11/06/18	EPA 3050B	EPA 6010B
Thallium	ND	0.46	0.082	265201	11/05/18	11/06/18	EPA 3050B	EPA 6010B
Vanadium	53	0.23	0.048	265201	11/05/18	11/06/18	EPA 3050B	EPA 6010B
Zinc	73	0.92	0.20	265201	11/05/18	11/06/18	EPA 3050B	EPA 6010B

J= Estimated value

ND= Not Detected at or above MDL

RL= Reporting Limit

MDL= Method Detection Limit

California Title 22 Metals

Lab #:	304731	Project#:	VALLCO
Client:	WSP	Location:	Vallco Cupertino, CA
Field ID:	S-4-(20)	Basis:	as received
Lab ID:	304731-020	Diln Fac:	1.000
Matrix:	Soil	Sampled:	10/30/18
Units:	mg/Kg	Received:	11/01/18

Analyte	Result	RL	MDL	Batch#	Prepared	Analyzed	Prep	Analysis
Antimony	0.61 J	2.0	0.075	265201	11/05/18	11/06/18	EPA 3050B	EPA 6010B
Arsenic	5.0	1.5	0.072	265201	11/05/18	11/06/18	EPA 3050B	EPA 6010B
Barium	110	0.27	0.033	265201	11/05/18	11/06/18	EPA 3050B	EPA 6010B
Beryllium	0.55	0.11	0.011	265201	11/05/18	11/06/18	EPA 3050B	EPA 6010B
Cadmium	0.23 J	0.27	0.018	265201	11/05/18	11/06/18	EPA 3050B	EPA 6010B
Chromium	48	0.27	0.053	265201	11/05/18	11/06/18	EPA 3050B	EPA 6010B
Cobalt	13	0.27	0.016	265201	11/05/18	11/06/18	EPA 3050B	EPA 6010B
Copper	32	0.27	0.062	265201	11/05/18	11/06/18	EPA 3050B	EPA 6010B
Lead	7.6	1.0	0.061	265201	11/05/18	11/06/18	EPA 3050B	EPA 6010B
Mercury	0.12	0.018	0.0032	265297	11/08/18	11/08/18	METHOD	EPA 7471A
Molybdenum	0.67	0.27	0.028	265201	11/05/18	11/06/18	EPA 3050B	EPA 6010B
Nickel	63	0.27	0.054	265201	11/05/18	11/06/18	EPA 3050B	EPA 6010B
Selenium	ND	2.0	0.20	265201	11/05/18	11/06/18	EPA 3050B	EPA 6010B
Silver	ND	0.27	0.033	265201	11/05/18	11/06/18	EPA 3050B	EPA 6010B
Thallium	ND	0.54	0.098	265201	11/05/18	11/06/18	EPA 3050B	EPA 6010B
Vanadium	46	0.27	0.057	265201	11/05/18	11/06/18	EPA 3050B	EPA 6010B
Zinc	56	1.1	0.23	265201	11/05/18	11/06/18	EPA 3050B	EPA 6010B

J= Estimated value

ND= Not Detected at or above MDL

RL= Reporting Limit

MDL= Method Detection Limit

California Title 22 Metals

Lab #:	304731	Project#:	VALLCO
Client:	WSP	Location:	Vallco Cupertino, CA
Field ID:	S-5-(1)	Basis:	as received
Lab ID:	304731-021	Diln Fac:	1.000
Matrix:	Soil	Sampled:	10/30/18
Units:	mg/Kg	Received:	11/01/18

Analyte	Result	RL	MDL	Batch#	Prepared	Analyzed	Prep	Analysis
Antimony	0.46 J	2.0	0.073	265201	11/05/18	11/06/18	EPA 3050B	EPA 6010B
Arsenic	3.4	1.5	0.070	265201	11/05/18	11/06/18	EPA 3050B	EPA 6010B
Barium	180	0.27	0.032	265201	11/05/18	11/06/18	EPA 3050B	EPA 6010B
Beryllium	0.57	0.11	0.011	265201	11/05/18	11/06/18	EPA 3050B	EPA 6010B
Cadmium	0.15 J	0.27	0.018	265201	11/05/18	11/06/18	EPA 3050B	EPA 6010B
Chromium	78	0.27	0.052	265201	11/05/18	11/06/18	EPA 3050B	EPA 6010B
Cobalt	16	0.27	0.015	265201	11/05/18	11/06/18	EPA 3050B	EPA 6010B
Copper	37	0.27	0.061	265201	11/05/18	11/06/18	EPA 3050B	EPA 6010B
Lead	7.4	1.0	0.060	265201	11/05/18	11/06/18	EPA 3050B	EPA 6010B
Mercury	0.054	0.016	0.0028	265297	11/08/18	11/08/18	METHOD	EPA 7471A
Molybdenum	0.21 J	0.27	0.028	265201	11/05/18	11/06/18	EPA 3050B	EPA 6010B
Nickel	92	0.27	0.053	265201	11/05/18	11/06/18	EPA 3050B	EPA 6010B
Selenium	ND	2.0	0.20	265201	11/05/18	11/06/18	EPA 3050B	EPA 6010B
Silver	ND	0.27	0.032	265201	11/05/18	11/06/18	EPA 3050B	EPA 6010B
Thallium	ND	0.53	0.096	265201	11/05/18	11/06/18	EPA 3050B	EPA 6010B
Vanadium	50	0.27	0.056	265201	11/05/18	11/06/18	EPA 3050B	EPA 6010B
Zinc	55	1.1	0.23	265201	11/05/18	11/06/18	EPA 3050B	EPA 6010B

J= Estimated value

ND= Not Detected at or above MDL

RL= Reporting Limit

MDL= Method Detection Limit

California Title 22 Metals			
Lab #:	304731	Project#:	VALLCO
Client:	WSP	Location:	Vallco Cupertino, CA
Field ID:	S-5-(5)	Basis:	as received
Lab ID:	304731-022	Diln Fac:	1.000
Matrix:	Soil	Sampled:	10/30/18
Units:	mg/Kg	Received:	11/01/18

Analyte	Result	RL	MDL	Batch#	Prepared	Analyzed	Prep	Analysis
Antimony	0.53 J	2.0	0.071	265201	11/05/18	11/06/18	EPA 3050B	EPA 6010B
Arsenic	4.1	1.5	0.069	265201	11/05/18	11/06/18	EPA 3050B	EPA 6010B
Barium	180	0.26	0.031	265201	11/05/18	11/06/18	EPA 3050B	EPA 6010B
Beryllium	0.57	0.10	0.010	265201	11/05/18	11/06/18	EPA 3050B	EPA 6010B
Cadmium	0.19 J	0.26	0.017	265201	11/05/18	11/06/18	EPA 3050B	EPA 6010B
Chromium	88	0.26	0.051	265201	11/05/18	11/06/18	EPA 3050B	EPA 6010B
Cobalt	19	0.26	0.015	265201	11/05/18	11/06/18	EPA 3050B	EPA 6010B
Copper	43	0.26	0.059	265201	11/05/18	11/06/18	EPA 3050B	EPA 6010B
Lead	8.3	1.0	0.059	265201	11/05/18	11/06/18	EPA 3050B	EPA 6010B
Mercury	0.052	0.016	0.0028	265297	11/08/18	11/08/18	METHOD	EPA 7471A
Molybdenum	0.24 J	0.26	0.027	265201	11/05/18	11/06/18	EPA 3050B	EPA 6010B
Nickel	100	0.26	0.052	265201	11/05/18	11/06/18	EPA 3050B	EPA 6010B
Selenium	ND	2.0	0.20	265201	11/05/18	11/06/18	EPA 3050B	EPA 6010B
Silver	ND	0.26	0.031	265201	11/05/18	11/06/18	EPA 3050B	EPA 6010B
Thallium	ND	0.52	0.094	265201	11/05/18	11/06/18	EPA 3050B	EPA 6010B
Vanadium	62	0.26	0.055	265201	11/05/18	11/06/18	EPA 3050B	EPA 6010B
Zinc	63	1.0	0.22	265201	11/05/18	11/06/18	EPA 3050B	EPA 6010B

J= Estimated value

ND= Not Detected at or above MDL

RL= Reporting Limit

MDL= Method Detection Limit

California Title 22 Metals			
Lab #:	304731	Project#:	VALLCO
Client:	WSP	Location:	Vallco Cupertino, CA
Field ID:	S-5-(10)	Basis:	as received
Lab ID:	304731-023	Diln Fac:	1.000
Matrix:	Soil	Sampled:	10/30/18
Units:	mg/Kg	Received:	11/01/18

Analyte	Result	RL	MDL	Batch#	Prepared	Analyzed	Prep	Analysis
Antimony	0.44 J	1.8	0.063	265201	11/05/18	11/06/18	EPA 3050B	EPA 6010B
Arsenic	3.2	1.4	0.061	265201	11/05/18	11/06/18	EPA 3050B	EPA 6010B
Barium	150	0.23	0.028	265201	11/05/18	11/06/18	EPA 3050B	EPA 6010B
Beryllium	0.62	0.092	0.0092	265201	11/05/18	11/06/18	EPA 3050B	EPA 6010B
Cadmium	0.24	0.23	0.015	265201	11/05/18	11/06/18	EPA 3050B	EPA 6010B
Chromium	94	0.23	0.045	265201	11/05/18	11/06/18	EPA 3050B	EPA 6010B
Cobalt	17	0.23	0.013	265201	11/05/18	11/06/18	EPA 3050B	EPA 6010B
Copper	39	0.23	0.052	265201	11/05/18	11/06/18	EPA 3050B	EPA 6010B
Lead	6.7	0.92	0.052	265201	11/05/18	11/06/18	EPA 3050B	EPA 6010B
Mercury	0.061	0.017	0.0030	265297	11/08/18	11/08/18	METHOD	EPA 7471A
Molybdenum	0.30	0.23	0.024	265201	11/05/18	11/06/18	EPA 3050B	EPA 6010B
Nickel	73	0.23	0.046	265201	11/05/18	11/06/18	EPA 3050B	EPA 6010B
Selenium	ND	1.8	0.17	265201	11/05/18	11/06/18	EPA 3050B	EPA 6010B
Silver	ND	0.23	0.028	265201	11/05/18	11/06/18	EPA 3050B	EPA 6010B
Thallium	ND	0.46	0.082	265201	11/05/18	11/06/18	EPA 3050B	EPA 6010B
Vanadium	76	0.23	0.048	265201	11/05/18	11/06/18	EPA 3050B	EPA 6010B
Zinc	56	0.92	0.20	265201	11/05/18	11/06/18	EPA 3050B	EPA 6010B

J= Estimated value

ND= Not Detected at or above MDL

RL= Reporting Limit

MDL= Method Detection Limit

California Title 22 Metals

Lab #:	304731	Project#:	VALLCO
Client:	WSP	Location:	Vallco Cupertino, CA
Field ID:	S-5-(15)	Basis:	as received
Lab ID:	304731-024	Diln Fac:	1.000
Matrix:	Soil	Sampled:	10/30/18
Units:	mg/Kg	Received:	11/01/18

Analyte	Result	RL	MDL	Batch#	Prepared	Analyzed	Prep	Analysis
Antimony	0.70 J	2.0	0.071	265201	11/05/18	11/06/18	EPA 3050B	EPA 6010B
Arsenic	2.7	1.5	0.069	265201	11/05/18	11/06/18	EPA 3050B	EPA 6010B
Barium	99	0.26	0.031	265201	11/05/18	11/06/18	EPA 3050B	EPA 6010B
Beryllium	0.45	0.10	0.010	265201	11/05/18	11/06/18	EPA 3050B	EPA 6010B
Cadmium	0.095 J	0.26	0.017	265201	11/05/18	11/06/18	EPA 3050B	EPA 6010B
Chromium	61	0.26	0.051	265201	11/05/18	11/06/18	EPA 3050B	EPA 6010B
Cobalt	13	0.26	0.015	265201	11/05/18	11/06/18	EPA 3050B	EPA 6010B
Copper	26	0.26	0.059	265201	11/05/18	11/06/18	EPA 3050B	EPA 6010B
Lead	4.4	1.0	0.059	265201	11/05/18	11/06/18	EPA 3050B	EPA 6010B
Mercury	0.044	0.016	0.0029	265297	11/08/18	11/08/18	METHOD	EPA 7471A
Molybdenum	0.67	0.26	0.027	265201	11/05/18	11/06/18	EPA 3050B	EPA 6010B
Nickel	59	0.26	0.052	265201	11/05/18	11/06/18	EPA 3050B	EPA 6010B
Selenium	ND	2.0	0.20	265201	11/05/18	11/06/18	EPA 3050B	EPA 6010B
Silver	ND	0.26	0.031	265201	11/05/18	11/06/18	EPA 3050B	EPA 6010B
Thallium	ND	0.52	0.094	265201	11/05/18	11/06/18	EPA 3050B	EPA 6010B
Vanadium	56	0.26	0.055	265201	11/05/18	11/06/18	EPA 3050B	EPA 6010B
Zinc	42	1.0	0.22	265201	11/05/18	11/06/18	EPA 3050B	EPA 6010B

J= Estimated value

ND= Not Detected at or above MDL

RL= Reporting Limit

MDL= Method Detection Limit

California Title 22 Metals			
Lab #:	304731	Project#:	VALLCO
Client:	WSP	Location:	Vallco Cupertino, CA
Field ID:	S-5-(20)	Basis:	as received
Lab ID:	304731-025	Diln Fac:	1.000
Matrix:	Soil	Sampled:	10/30/18
Units:	mg/Kg	Received:	11/01/18

Analyte	Result	RL	MDL	Batch#	Prepared	Analyzed	Prep	Analysis
Antimony	0.30 J	1.9	0.064	265201	11/05/18	11/06/18	EPA 3050B	EPA 6010B
Arsenic	2.8	1.4	0.061	265201	11/05/18	11/06/18	EPA 3050B	EPA 6010B
Barium	82	0.23	0.028	265201	11/05/18	11/06/18	EPA 3050B	EPA 6010B
Beryllium	0.33	0.093	0.0093	265201	11/05/18	11/06/18	EPA 3050B	EPA 6010B
Cadmium	0.10 J	0.23	0.015	265201	11/05/18	11/06/18	EPA 3050B	EPA 6010B
Chromium	36	0.23	0.045	265201	11/05/18	11/06/18	EPA 3050B	EPA 6010B
Cobalt	8.4	0.23	0.013	265201	11/05/18	11/06/18	EPA 3050B	EPA 6010B
Copper	23	0.23	0.053	265201	11/05/18	11/06/18	EPA 3050B	EPA 6010B
Lead	4.6	0.93	0.052	265201	11/05/18	11/06/18	EPA 3050B	EPA 6010B
Mercury	0.082	0.017	0.0030	265297	11/08/18	11/08/18	METHOD	EPA 7471A
Molybdenum	0.53	0.23	0.024	265201	11/05/18	11/06/18	EPA 3050B	EPA 6010B
Nickel	31	0.23	0.046	265201	11/05/18	11/06/18	EPA 3050B	EPA 6010B
Selenium	ND	1.9	0.17	265201	11/05/18	11/06/18	EPA 3050B	EPA 6010B
Silver	ND	0.23	0.028	265201	11/05/18	11/06/18	EPA 3050B	EPA 6010B
Thallium	ND	0.46	0.083	265201	11/05/18	11/06/18	EPA 3050B	EPA 6010B
Vanadium	45	0.23	0.049	265201	11/05/18	11/06/18	EPA 3050B	EPA 6010B
Zinc	41	0.93	0.20	265201	11/05/18	11/06/18	EPA 3050B	EPA 6010B

J= Estimated value

ND= Not Detected at or above MDL

RL= Reporting Limit

MDL= Method Detection Limit

California Title 22 Metals

Lab #:	304731	Project#:	VALLCO
Client:	WSP	Location:	Vallco Cupertino, CA
Field ID:	S-6-(1)	Basis:	as received
Lab ID:	304731-026	Diln Fac:	1.000
Matrix:	Soil	Sampled:	10/30/18
Units:	mg/Kg	Received:	11/01/18

Analyte	Result	RL	MDL	Batch#	Prepared	Analyzed	Prep	Analysis
Antimony	0.45 J	2.0	0.075	265201	11/05/18	11/06/18	EPA 3050B	EPA 6010B
Arsenic	2.7	1.5	0.073	265201	11/05/18	11/06/18	EPA 3050B	EPA 6010B
Barium	150	0.27	0.033	265201	11/05/18	11/06/18	EPA 3050B	EPA 6010B
Beryllium	0.32	0.11	0.011	265201	11/05/18	11/06/18	EPA 3050B	EPA 6010B
Cadmium	0.17 J	0.27	0.018	265201	11/05/18	11/06/18	EPA 3050B	EPA 6010B
Chromium	45	0.27	0.054	265201	11/05/18	11/06/18	EPA 3050B	EPA 6010B
Cobalt	10	0.27	0.016	265201	11/05/18	11/06/18	EPA 3050B	EPA 6010B
Copper	25	0.27	0.063	265201	11/05/18	11/06/18	EPA 3050B	EPA 6010B
Lead	12	1.0	0.062	265201	11/05/18	11/06/18	EPA 3050B	EPA 6010B
Mercury	0.065	0.018	0.0031	265297	11/08/18	11/08/18	METHOD	EPA 7471A
Molybdenum	1.1	0.27	0.029	265201	11/05/18	11/06/18	EPA 3050B	EPA 6010B
Nickel	53	0.27	0.055	265201	11/05/18	11/06/18	EPA 3050B	EPA 6010B
Selenium	ND	2.0	0.21	265201	11/05/18	11/06/18	EPA 3050B	EPA 6010B
Silver	ND	0.27	0.033	265201	11/05/18	11/06/18	EPA 3050B	EPA 6010B
Thallium	ND	0.55	0.099	265201	11/05/18	11/06/18	EPA 3050B	EPA 6010B
Vanadium	39	0.27	0.058	265201	11/05/18	11/06/18	EPA 3050B	EPA 6010B
Zinc	70	1.1	0.23	265201	11/05/18	11/06/18	EPA 3050B	EPA 6010B

J= Estimated value

ND= Not Detected at or above MDL

RL= Reporting Limit

MDL= Method Detection Limit

California Title 22 Metals			
Lab #:	304731	Project#:	VALLCO
Client:	WSP	Location:	Vallco Cupertino, CA
Field ID:	S-6-(5)	Basis:	as received
Lab ID:	304731-027	Diln Fac:	1.000
Matrix:	Soil	Sampled:	10/30/18
Units:	mg/Kg	Received:	11/01/18

Analyte	Result	RL	MDL	Batch#	Prepared	Analyzed	Prep	Analysis
Antimony	0.46 J	2.0	0.069	265201	11/05/18	11/06/18	EPA 3050B	EPA 6010B
Arsenic	3.1	1.5	0.067	265201	11/05/18	11/06/18	EPA 3050B	EPA 6010B
Barium	100	0.25	0.030	265201	11/05/18	11/06/18	EPA 3050B	EPA 6010B
Beryllium	0.42	0.10	0.010	265201	11/05/18	11/06/18	EPA 3050B	EPA 6010B
Cadmium	0.17 J	0.25	0.017	265201	11/05/18	11/06/18	EPA 3050B	EPA 6010B
Chromium	64	0.25	0.050	265201	11/05/18	11/06/18	EPA 3050B	EPA 6010B
Cobalt	14	0.25	0.015	265201	11/05/18	11/06/18	EPA 3050B	EPA 6010B
Copper	27	0.25	0.058	265201	11/05/18	11/06/18	EPA 3050B	EPA 6010B
Lead	6.3	1.0	0.057	265201	11/05/18	11/06/18	EPA 3050B	EPA 6010B
Mercury	0.052	0.018	0.0031	265297	11/08/18	11/08/18	METHOD	EPA 7471A
Molybdenum	0.31	0.25	0.026	265201	11/05/18	11/06/18	EPA 3050B	EPA 6010B
Nickel	71	0.25	0.051	265201	11/05/18	11/06/18	EPA 3050B	EPA 6010B
Selenium	ND	2.0	0.19	265201	11/05/18	11/06/18	EPA 3050B	EPA 6010B
Silver	ND	0.25	0.030	265201	11/05/18	11/06/18	EPA 3050B	EPA 6010B
Thallium	ND	0.51	0.091	265201	11/05/18	11/06/18	EPA 3050B	EPA 6010B
Vanadium	46	0.25	0.053	265201	11/05/18	11/06/18	EPA 3050B	EPA 6010B
Zinc	45	1.0	0.21	265201	11/05/18	11/06/18	EPA 3050B	EPA 6010B

J= Estimated value

ND= Not Detected at or above MDL

RL= Reporting Limit

MDL= Method Detection Limit

California Title 22 Metals			
Lab #:	304731	Project#:	VALLCO
Client:	WSP	Location:	Vallco Cupertino, CA
Field ID:	S-6-(10)	Basis:	as received
Lab ID:	304731-028	Diln Fac:	1.000
Matrix:	Soil	Sampled:	10/30/18
Units:	mg/Kg	Received:	11/01/18

Analyte	Result	RL	MDL	Batch#	Prepared	Analyzed	Prep	Analysis
Antimony	0.40 J	2.0	0.074	265201	11/05/18	11/06/18	EPA 3050B	EPA 6010B
Arsenic	4.8	1.5	0.071	265201	11/05/18	11/06/18	EPA 3050B	EPA 6010B
Barium	120	0.27	0.032	265201	11/05/18	11/06/18	EPA 3050B	EPA 6010B
Beryllium	0.48	0.11	0.011	265201	11/05/18	11/06/18	EPA 3050B	EPA 6010B
Cadmium	0.15 J	0.27	0.018	265201	11/05/18	11/06/18	EPA 3050B	EPA 6010B
Chromium	45	0.27	0.053	265201	11/05/18	11/06/18	EPA 3050B	EPA 6010B
Cobalt	11	0.27	0.016	265201	11/05/18	11/06/18	EPA 3050B	EPA 6010B
Copper	26	0.27	0.061	265201	11/05/18	11/06/18	EPA 3050B	EPA 6010B
Lead	6.8	1.0	0.061	265201	11/05/18	11/06/18	EPA 3050B	EPA 6010B
Mercury	0.071	0.016	0.0027	265297	11/08/18	11/08/18	METHOD	EPA 7471A
Molybdenum	0.75	0.27	0.028	265201	11/05/18	11/06/18	EPA 3050B	EPA 6010B
Nickel	56	0.27	0.054	265201	11/05/18	11/06/18	EPA 3050B	EPA 6010B
Selenium	ND	2.0	0.20	265201	11/05/18	11/06/18	EPA 3050B	EPA 6010B
Silver	ND	0.27	0.032	265201	11/05/18	11/06/18	EPA 3050B	EPA 6010B
Thallium	ND	0.54	0.097	265201	11/05/18	11/06/18	EPA 3050B	EPA 6010B
Vanadium	46	0.27	0.056	265201	11/05/18	11/06/18	EPA 3050B	EPA 6010B
Zinc	50	1.1	0.23	265201	11/05/18	11/06/18	EPA 3050B	EPA 6010B

J= Estimated value

ND= Not Detected at or above MDL

RL= Reporting Limit

MDL= Method Detection Limit

California Title 22 Metals			
Lab #:	304731	Project#:	VALLCO
Client:	WSP	Location:	Vallco Cupertino, CA
Field ID:	S-6-(15)	Basis:	as received
Lab ID:	304731-029	Diln Fac:	1.000
Matrix:	Soil	Sampled:	10/30/18
Units:	mg/Kg	Received:	11/01/18

Analyte	Result	RL	MDL	Batch#	Prepared	Analyzed	Prep	Analysis
Antimony	0.34 J	2.0	0.067	265201	11/05/18	11/06/18	EPA 3050B	EPA 6010B
Arsenic	4.9	1.5	0.065	265201	11/05/18	11/06/18	EPA 3050B	EPA 6010B
Barium	110	0.25	0.029	265201	11/05/18	11/06/18	EPA 3050B	EPA 6010B
Beryllium	0.57	0.098	0.0098	265201	11/05/18	11/06/18	EPA 3050B	EPA 6010B
Cadmium	0.19 J	0.25	0.016	265201	11/05/18	11/06/18	EPA 3050B	EPA 6010B
Chromium	47	0.25	0.048	265201	11/05/18	11/06/18	EPA 3050B	EPA 6010B
Cobalt	11	0.25	0.014	265201	11/05/18	11/06/18	EPA 3050B	EPA 6010B
Copper	30	0.25	0.056	265201	11/05/18	11/06/18	EPA 3050B	EPA 6010B
Lead	7.2	0.98	0.055	265201	11/05/18	11/06/18	EPA 3050B	EPA 6010B
Mercury	0.18	0.017	0.0029	265297	11/08/18	11/08/18	METHOD	EPA 7471A
Molybdenum	0.69	0.25	0.026	265201	11/05/18	11/06/18	EPA 3050B	EPA 6010B
Nickel	63	0.25	0.049	265201	11/05/18	11/06/18	EPA 3050B	EPA 6010B
Selenium	ND	2.0	0.18	265201	11/05/18	11/06/18	EPA 3050B	EPA 6010B
Silver	ND	0.25	0.029	265201	11/05/18	11/06/18	EPA 3050B	EPA 6010B
Thallium	ND	0.49	0.088	265201	11/05/18	11/06/18	EPA 3050B	EPA 6010B
Vanadium	43	0.25	0.051	265201	11/05/18	11/06/18	EPA 3050B	EPA 6010B
Zinc	52	0.98	0.21	265201	11/05/18	11/06/18	EPA 3050B	EPA 6010B

J= Estimated value

ND= Not Detected at or above MDL

RL= Reporting Limit

MDL= Method Detection Limit

California Title 22 Metals

Lab #:	304731	Project#:	VALLCO
Client:	WSP	Location:	Vallco Cupertino, CA
Field ID:	S-6-(20)	Basis:	as received
Lab ID:	304731-030	Diln Fac:	1.000
Matrix:	Soil	Sampled:	10/30/18
Units:	mg/Kg	Received:	11/01/18

Analyte	Result	RL	MDL	Batch#	Prepared	Analyzed	Prep	Analysis
Antimony	0.15 J	2.0	0.074	265201	11/05/18	11/06/18	EPA 3050B	EPA 6010B
Arsenic	3.7	1.5	0.071	265201	11/05/18	11/06/18	EPA 3050B	EPA 6010B
Barium	120	0.27	0.032	265201	11/05/18	11/06/18	EPA 3050B	EPA 6010B
Beryllium	0.46	0.11	0.011	265201	11/05/18	11/06/18	EPA 3050B	EPA 6010B
Cadmium	0.19 J	0.27	0.018	265201	11/05/18	11/06/18	EPA 3050B	EPA 6010B
Chromium	80	0.27	0.053	265201	11/05/18	11/06/18	EPA 3050B	EPA 6010B
Cobalt	17	0.27	0.016	265201	11/05/18	11/06/18	EPA 3050B	EPA 6010B
Copper	33	0.27	0.061	265201	11/05/18	11/06/18	EPA 3050B	EPA 6010B
Lead	5.8	1.0	0.061	265201	11/05/18	11/06/18	EPA 3050B	EPA 6010B
Mercury	0.12	0.017	0.0030	265297	11/08/18	11/08/18	METHOD	EPA 7471A
Molybdenum	0.37	0.27	0.028	265201	11/05/18	11/06/18	EPA 3050B	EPA 6010B
Nickel	85	0.27	0.054	265201	11/05/18	11/06/18	EPA 3050B	EPA 6010B
Selenium	ND	2.0	0.20	265201	11/05/18	11/06/18	EPA 3050B	EPA 6010B
Silver	ND	0.27	0.032	265201	11/05/18	11/06/18	EPA 3050B	EPA 6010B
Thallium	ND	0.54	0.097	265201	11/05/18	11/06/18	EPA 3050B	EPA 6010B
Vanadium	66	0.27	0.056	265201	11/05/18	11/06/18	EPA 3050B	EPA 6010B
Zinc	46	1.1	0.23	265201	11/05/18	11/06/18	EPA 3050B	EPA 6010B

J= Estimated value

ND= Not Detected at or above MDL

RL= Reporting Limit

MDL= Method Detection Limit

California Title 22 Metals			
Lab #:	304731	Project#:	VALLCO
Client:	WSP	Location:	Vallco Cupertino, CA
Field ID:	S-7-(2)	Basis:	as received
Lab ID:	304731-033	Diln Fac:	1.000
Matrix:	Soil	Sampled:	10/30/18
Units:	mg/Kg	Received:	11/01/18

Analyte	Result	RL	MDL	Batch#	Prepared	Analyzed	Prep	Analysis
Antimony	0.34 J	2.0	0.073	265201	11/05/18	11/06/18	EPA 3050B	EPA 6010B
Arsenic	2.7	1.5	0.070	265201	11/05/18	11/06/18	EPA 3050B	EPA 6010B
Barium	120	0.27	0.032	265201	11/05/18	11/06/18	EPA 3050B	EPA 6010B
Beryllium	0.48	0.11	0.011	265201	11/05/18	11/06/18	EPA 3050B	EPA 6010B
Cadmium	0.19 J	0.27	0.018	265201	11/05/18	11/06/18	EPA 3050B	EPA 6010B
Chromium	62	0.27	0.052	265201	11/05/18	11/06/18	EPA 3050B	EPA 6010B
Cobalt	15	0.27	0.015	265201	11/05/18	11/06/18	EPA 3050B	EPA 6010B
Copper	35	0.27	0.061	265201	11/05/18	11/06/18	EPA 3050B	EPA 6010B
Lead	8.2	1.0	0.060	265201	11/05/18	11/06/18	EPA 3050B	EPA 6010B
Mercury	0.67	0.018	0.0031	265297	11/08/18	11/08/18	METHOD	EPA 7471A
Molybdenum	0.30	0.27	0.028	265201	11/05/18	11/06/18	EPA 3050B	EPA 6010B
Nickel	68	0.27	0.053	265201	11/05/18	11/06/18	EPA 3050B	EPA 6010B
Selenium	ND	2.0	0.20	265201	11/05/18	11/06/18	EPA 3050B	EPA 6010B
Silver	ND	0.27	0.032	265201	11/05/18	11/06/18	EPA 3050B	EPA 6010B
Thallium	ND	0.53	0.096	265201	11/05/18	11/06/18	EPA 3050B	EPA 6010B
Vanadium	56	0.27	0.056	265201	11/05/18	11/06/18	EPA 3050B	EPA 6010B
Zinc	60	1.1	0.23	265201	11/05/18	11/06/18	EPA 3050B	EPA 6010B

J= Estimated value

ND= Not Detected at or above MDL

RL= Reporting Limit

MDL= Method Detection Limit

California Title 22 Metals

Lab #:	304731	Project#:	VALLCO
Client:	WSP	Location:	Vallco Cupertino, CA
Field ID:	S-7-(5)	Basis:	as received
Lab ID:	304731-034	Diln Fac:	1.000
Matrix:	Soil	Sampled:	10/30/18
Units:	mg/Kg	Received:	11/01/18

Analyte	Result	RL	MDL	Batch#	Prepared	Analyzed	Prep	Analysis
Antimony	0.45 J	2.0	0.072	265201	11/05/18	11/06/18	EPA 3050B	EPA 6010B
Arsenic	4.0	1.5	0.070	265201	11/05/18	11/06/18	EPA 3050B	EPA 6010B
Barium	160	0.26	0.032	265201	11/05/18	11/06/18	EPA 3050B	EPA 6010B
Beryllium	0.54	0.11	0.011	265201	11/05/18	11/06/18	EPA 3050B	EPA 6010B
Cadmium	0.19 J	0.26	0.017	265201	11/05/18	11/06/18	EPA 3050B	EPA 6010B
Chromium	70	0.26	0.052	265201	11/05/18	11/06/18	EPA 3050B	EPA 6010B
Cobalt	16	0.26	0.015	265201	11/05/18	11/06/18	EPA 3050B	EPA 6010B
Copper	34	0.26	0.060	265201	11/05/18	11/06/18	EPA 3050B	EPA 6010B
Lead	7.1	1.0	0.059	265201	11/05/18	11/06/18	EPA 3050B	EPA 6010B
Mercury	0.056	0.018	0.0031	265297	11/08/18	11/08/18	METHOD	EPA 7471A
Molybdenum	0.35	0.26	0.027	265201	11/05/18	11/06/18	EPA 3050B	EPA 6010B
Nickel	80	0.26	0.053	265201	11/05/18	11/06/18	EPA 3050B	EPA 6010B
Selenium	ND	2.0	0.20	265201	11/05/18	11/06/18	EPA 3050B	EPA 6010B
Silver	ND	0.26	0.032	265201	11/05/18	11/06/18	EPA 3050B	EPA 6010B
Thallium	ND	0.53	0.095	265201	11/05/18	11/06/18	EPA 3050B	EPA 6010B
Vanadium	53	0.26	0.055	265201	11/05/18	11/06/18	EPA 3050B	EPA 6010B
Zinc	58	1.1	0.22	265201	11/05/18	11/06/18	EPA 3050B	EPA 6010B

J= Estimated value

ND= Not Detected at or above MDL

RL= Reporting Limit

MDL= Method Detection Limit

California Title 22 Metals			
Lab #:	304731	Project#:	VALLCO
Client:	WSP	Location:	Vallco Cupertino, CA
Field ID:	S-7-(10)	Basis:	as received
Lab ID:	304731-035	Diln Fac:	1.000
Matrix:	Soil	Sampled:	10/30/18
Units:	mg/Kg	Received:	11/01/18

Analyte	Result	RL	MDL	Batch#	Prepared	Analyzed	Prep	Analysis
Antimony	0.51 J	1.9	0.064	265201	11/05/18	11/06/18	EPA 3050B	EPA 6010B
Arsenic	4.1	1.4	0.062	265201	11/05/18	11/06/18	EPA 3050B	EPA 6010B
Barium	130	0.23	0.028	265201	11/05/18	11/06/18	EPA 3050B	EPA 6010B
Beryllium	0.57	0.093	0.0094	265201	11/05/18	11/06/18	EPA 3050B	EPA 6010B
Cadmium	0.19 J	0.23	0.015	265201	11/05/18	11/06/18	EPA 3050B	EPA 6010B
Chromium	61	0.23	0.046	265201	11/05/18	11/06/18	EPA 3050B	EPA 6010B
Cobalt	16	0.23	0.014	265201	11/05/18	11/06/18	EPA 3050B	EPA 6010B
Copper	38	0.23	0.053	265201	11/05/18	11/06/18	EPA 3050B	EPA 6010B
Lead	7.2	0.93	0.053	265201	11/05/18	11/06/18	EPA 3050B	EPA 6010B
Mercury	0.071	0.016	0.0028	265297	11/08/18	11/08/18	METHOD	EPA 7471A
Molybdenum	0.44	0.23	0.024	265201	11/05/18	11/06/18	EPA 3050B	EPA 6010B
Nickel	59	0.23	0.047	265201	11/05/18	11/06/18	EPA 3050B	EPA 6010B
Selenium	ND	1.9	0.18	265201	11/05/18	11/06/18	EPA 3050B	EPA 6010B
Silver	ND	0.23	0.028	265201	11/05/18	11/06/18	EPA 3050B	EPA 6010B
Thallium	ND	0.47	0.084	265201	11/05/18	11/06/18	EPA 3050B	EPA 6010B
Vanadium	68	0.23	0.049	265201	11/05/18	11/06/18	EPA 3050B	EPA 6010B
Zinc	58	0.93	0.20	265201	11/05/18	11/06/18	EPA 3050B	EPA 6010B

J= Estimated value

ND= Not Detected at or above MDL

RL= Reporting Limit

MDL= Method Detection Limit

California Title 22 Metals			
Lab #:	304731	Project#:	VALLCO
Client:	WSP	Location:	Vallco Cupertino, CA
Field ID:	S-7-(15)	Basis:	as received
Lab ID:	304731-036	Diln Fac:	1.000
Matrix:	Soil	Sampled:	10/30/18
Units:	mg/Kg	Received:	11/01/18

Analyte	Result	RL	MDL	Batch#	Prepared	Analyzed	Prep	Analysis
Antimony	0.30 J	2.0	0.069	265201	11/05/18	11/06/18	EPA 3050B	EPA 6010B
Arsenic	4.1	1.5	0.066	265201	11/05/18	11/06/18	EPA 3050B	EPA 6010B
Barium	78	0.25	0.030	265201	11/05/18	11/06/18	EPA 3050B	EPA 6010B
Beryllium	0.51	0.10	0.010	265201	11/05/18	11/06/18	EPA 3050B	EPA 6010B
Cadmium	0.17 J	0.25	0.017	265201	11/05/18	11/06/18	EPA 3050B	EPA 6010B
Chromium	49	0.25	0.049	265201	11/05/18	11/06/18	EPA 3050B	EPA 6010B
Cobalt	11	0.25	0.015	265201	11/05/18	11/06/18	EPA 3050B	EPA 6010B
Copper	26	0.25	0.057	265201	11/05/18	11/06/18	EPA 3050B	EPA 6010B
Lead	6.5	1.0	0.056	265201	11/05/18	11/06/18	EPA 3050B	EPA 6010B
Mercury	0.12	0.016	0.0029	265297	11/08/18	11/08/18	METHOD	EPA 7471A
Molybdenum	0.68	0.25	0.026	265201	11/05/18	11/06/18	EPA 3050B	EPA 6010B
Nickel	56	0.25	0.050	265201	11/05/18	11/06/18	EPA 3050B	EPA 6010B
Selenium	ND	2.0	0.19	265201	11/05/18	11/06/18	EPA 3050B	EPA 6010B
Silver	ND	0.25	0.030	265201	11/05/18	11/06/18	EPA 3050B	EPA 6010B
Thallium	ND	0.50	0.090	265201	11/05/18	11/06/18	EPA 3050B	EPA 6010B
Vanadium	39	0.25	0.052	265201	11/05/18	11/06/18	EPA 3050B	EPA 6010B
Zinc	45	1.0	0.21	265201	11/05/18	11/06/18	EPA 3050B	EPA 6010B

J= Estimated value

ND= Not Detected at or above MDL

RL= Reporting Limit

MDL= Method Detection Limit

California Title 22 Metals

Lab #:	304731	Project#:	VALLCO
Client:	WSP	Location:	Vallco Cupertino, CA
Field ID:	S-7-(20)	Basis:	as received
Lab ID:	304731-037	Diln Fac:	1.000
Matrix:	Soil	Sampled:	10/30/18
Units:	mg/Kg	Received:	11/01/18

Analyte	Result	RL	MDL	Batch#	Prepared	Analyzed	Prep	Analysis
Antimony	0.90 J	2.0	0.074	265201	11/05/18	11/06/18	EPA 3050B	EPA 6010B
Arsenic	2.6	1.5	0.071	265201	11/05/18	11/06/18	EPA 3050B	EPA 6010B
Barium	69	0.27	0.032	265201	11/05/18	11/06/18	EPA 3050B	EPA 6010B
Beryllium	0.37	0.11	0.011	265201	11/05/18	11/06/18	EPA 3050B	EPA 6010B
Cadmium	0.12 J	0.27	0.018	265201	11/05/18	11/06/18	EPA 3050B	EPA 6010B
Chromium	40	0.27	0.053	265201	11/05/18	11/06/18	EPA 3050B	EPA 6010B
Cobalt	10	0.27	0.016	265201	11/05/18	11/06/18	EPA 3050B	EPA 6010B
Copper	31	0.27	0.061	265201	11/05/18	11/06/18	EPA 3050B	EPA 6010B
Lead	4.8	1.0	0.061	265201	11/05/18	11/06/18	EPA 3050B	EPA 6010B
Mercury	0.11	0.016	0.0029	265297	11/08/18	11/08/18	METHOD	EPA 7471A
Molybdenum	0.63	0.27	0.028	265201	11/05/18	11/06/18	EPA 3050B	EPA 6010B
Nickel	40	0.27	0.054	265201	11/05/18	11/06/18	EPA 3050B	EPA 6010B
Selenium	ND	2.0	0.20	265201	11/05/18	11/06/18	EPA 3050B	EPA 6010B
Silver	ND	0.27	0.032	265201	11/05/18	11/06/18	EPA 3050B	EPA 6010B
Thallium	ND	0.54	0.097	265201	11/05/18	11/06/18	EPA 3050B	EPA 6010B
Vanadium	49	0.27	0.056	265201	11/05/18	11/06/18	EPA 3050B	EPA 6010B
Zinc	44	1.1	0.23	265201	11/05/18	11/06/18	EPA 3050B	EPA 6010B

J= Estimated value

ND= Not Detected at or above MDL

RL= Reporting Limit

MDL= Method Detection Limit

California Title 22 Metals			
Lab #:	304731	Project#:	VALLCO
Client:	WSP	Location:	Vallco Cupertino, CA
Field ID:	S-8-(1)	Basis:	as received
Lab ID:	304731-038	Diln Fac:	1.000
Matrix:	Soil	Sampled:	10/30/18
Units:	mg/Kg	Received:	11/01/18

Analyte	Result	RL	MDL	Batch#	Prepared	Analyzed	Prep	Analysis
Antimony	0.85 J	1.8	0.062	265237	11/06/18	11/07/18	EPA 3050B	EPA 6010B
Arsenic	1.8	1.4	0.060	265237	11/06/18	11/07/18	EPA 3050B	EPA 6010B
Barium	110	0.23	0.027	265237	11/06/18	11/07/18	EPA 3050B	EPA 6010B
Beryllium	0.23	0.091	0.0091	265237	11/06/18	11/07/18	EPA 3050B	EPA 6010B
Cadmium	0.29	0.23	0.045	265237	11/06/18	11/07/18	EPA 3050B	EPA 6010B
Chromium	33	0.23	0.045	265237	11/06/18	11/07/18	EPA 3050B	EPA 6010B
Cobalt	8.3	0.23	0.013	265237	11/06/18	11/07/18	EPA 3050B	EPA 6010B
Copper	15	0.23	0.052	265237	11/06/18	11/07/18	EPA 3050B	EPA 6010B
Lead	2.9	0.91	0.051	265237	11/06/18	11/07/18	EPA 3050B	EPA 6010B
Mercury	0.036	0.017	0.0029	265297	11/08/18	11/08/18	METHOD	EPA 7471A
Molybdenum	0.37	0.23	0.024	265237	11/06/18	11/07/18	EPA 3050B	EPA 6010B
Nickel	50	0.23	0.045	265237	11/06/18	11/07/18	EPA 3050B	EPA 6010B
Selenium	ND	1.8	0.17	265237	11/06/18	11/07/18	EPA 3050B	EPA 6010B
Silver	ND	0.23	0.027	265237	11/06/18	11/07/18	EPA 3050B	EPA 6010B
Thallium	ND	0.45	0.082	265237	11/06/18	11/07/18	EPA 3050B	EPA 6010B
Vanadium	23	0.23	0.048	265237	11/06/18	11/07/18	EPA 3050B	EPA 6010B
Zinc	26	0.91	0.19	265237	11/06/18	11/07/18	EPA 3050B	EPA 6010B

J= Estimated value

ND= Not Detected at or above MDL

RL= Reporting Limit

MDL= Method Detection Limit

California Title 22 Metals			
Lab #:	304731	Project#:	VALLCO
Client:	WSP	Location:	Vallco Cupertino, CA
Field ID:	S-8-(5)	Basis:	as received
Lab ID:	304731-039	Diln Fac:	1.000
Matrix:	Soil	Sampled:	10/30/18
Units:	mg/Kg	Received:	11/01/18

Analyte	Result	RL	MDL	Batch#	Prepared	Analyzed	Prep	Analysis
Antimony	0.50 J	1.9	0.065	265237	11/06/18	11/07/18	EPA 3050B	EPA 6010B
Arsenic	3.8	1.4	0.062	265237	11/06/18	11/07/18	EPA 3050B	EPA 6010B
Barium	190	0.24	0.028	265237	11/06/18	11/07/18	EPA 3050B	EPA 6010B
Beryllium	0.60	0.094	0.0095	265237	11/06/18	11/07/18	EPA 3050B	EPA 6010B
Cadmium	0.37	0.24	0.047	265237	11/06/18	11/07/18	EPA 3050B	EPA 6010B
Chromium	88	0.24	0.046	265237	11/06/18	11/07/18	EPA 3050B	EPA 6010B
Cobalt	20	0.24	0.014	265237	11/06/18	11/07/18	EPA 3050B	EPA 6010B
Copper	41	0.24	0.054	265237	11/06/18	11/07/18	EPA 3050B	EPA 6010B
Lead	7.8	0.94	0.053	265237	11/06/18	11/07/18	EPA 3050B	EPA 6010B
Mercury	0.052	0.018	0.0032	265297	11/08/18	11/08/18	METHOD	EPA 7471A
Molybdenum	0.19 J	0.24	0.025	265237	11/06/18	11/07/18	EPA 3050B	EPA 6010B
Nickel	99	0.24	0.047	265237	11/06/18	11/07/18	EPA 3050B	EPA 6010B
Selenium	ND	1.9	0.18	265237	11/06/18	11/07/18	EPA 3050B	EPA 6010B
Silver	ND	0.24	0.028	265237	11/06/18	11/07/18	EPA 3050B	EPA 6010B
Thallium	ND	0.47	0.085	265237	11/06/18	11/07/18	EPA 3050B	EPA 6010B
Vanadium	60	0.24	0.049	265237	11/06/18	11/07/18	EPA 3050B	EPA 6010B
Zinc	57	0.94	0.20	265237	11/06/18	11/07/18	EPA 3050B	EPA 6010B

J= Estimated value

ND= Not Detected at or above MDL

RL= Reporting Limit

MDL= Method Detection Limit

California Title 22 Metals			
Lab #:	304731	Project#:	VALLCO
Client:	WSP	Location:	Vallco Cupertino, CA
Field ID:	S-8-(10)	Basis:	as received
Lab ID:	304731-040	Diln Fac:	1.000
Matrix:	Soil	Sampled:	10/30/18
Units:	mg/Kg	Received:	11/01/18

Analyte	Result	RL	MDL	Batch#	Prepared	Analyzed	Prep	Analysis
Antimony	0.41 J	1.9	0.065	265237	11/06/18	11/07/18	EPA 3050B	EPA 6010B
Arsenic	3.6	1.4	0.062	265237	11/06/18	11/07/18	EPA 3050B	EPA 6010B
Barium	120	0.24	0.028	265237	11/06/18	11/07/18	EPA 3050B	EPA 6010B
Beryllium	0.51	0.094	0.0095	265237	11/06/18	11/07/18	EPA 3050B	EPA 6010B
Cadmium	0.35	0.24	0.047	265237	11/06/18	11/07/18	EPA 3050B	EPA 6010B
Chromium	71	0.24	0.046	265237	11/06/18	11/07/18	EPA 3050B	EPA 6010B
Cobalt	13	0.24	0.014	265237	11/06/18	11/07/18	EPA 3050B	EPA 6010B
Copper	30	0.24	0.054	265237	11/06/18	11/07/18	EPA 3050B	EPA 6010B
Lead	6.5	0.94	0.053	265237	11/06/18	11/07/18	EPA 3050B	EPA 6010B
Mercury	0.054	0.016	0.0029	265297	11/08/18	11/08/18	METHOD	EPA 7471A
Molybdenum	0.22 J	0.24	0.025	265237	11/06/18	11/07/18	EPA 3050B	EPA 6010B
Nickel	64	0.24	0.047	265237	11/06/18	11/07/18	EPA 3050B	EPA 6010B
Selenium	ND	1.9	0.18	265237	11/06/18	11/07/18	EPA 3050B	EPA 6010B
Silver	ND	0.24	0.028	265237	11/06/18	11/07/18	EPA 3050B	EPA 6010B
Thallium	ND	0.47	0.085	265237	11/06/18	11/07/18	EPA 3050B	EPA 6010B
Vanadium	54	0.24	0.049	265237	11/06/18	11/07/18	EPA 3050B	EPA 6010B
Zinc	48	0.94	0.20	265237	11/06/18	11/07/18	EPA 3050B	EPA 6010B

J= Estimated value

ND= Not Detected at or above MDL

RL= Reporting Limit

MDL= Method Detection Limit

California Title 22 Metals

Lab #:	304731	Project#:	VALLCO
Client:	WSP	Location:	Vallco Cupertino, CA
Field ID:	S-8-(15)	Basis:	as received
Lab ID:	304731-041	Diln Fac:	1.000
Matrix:	Soil	Sampled:	10/30/18
Units:	mg/Kg	Received:	11/01/18

Analyte	Result	RL	MDL	Batch#	Prepared	Analyzed	Prep	Analysis
Antimony	0.57 J	2.0	0.075	265237	11/06/18	11/07/18	EPA 3050B	EPA 6010B
Arsenic	4.9	1.5	0.072	265237	11/06/18	11/07/18	EPA 3050B	EPA 6010B
Barium	120	0.27	0.033	265237	11/06/18	11/07/18	EPA 3050B	EPA 6010B
Beryllium	0.53	0.11	0.011	265237	11/06/18	11/07/18	EPA 3050B	EPA 6010B
Cadmium	0.27 J	0.27	0.054	265237	11/06/18	11/07/18	EPA 3050B	EPA 6010B
Chromium	52	0.27	0.053	265237	11/06/18	11/07/18	EPA 3050B	EPA 6010B
Cobalt	12	0.27	0.016	265237	11/06/18	11/07/18	EPA 3050B	EPA 6010B
Copper	30	0.27	0.062	265237	11/06/18	11/07/18	EPA 3050B	EPA 6010B
Lead	7.0	1.0	0.061	265237	11/06/18	11/07/18	EPA 3050B	EPA 6010B
Mercury	0.13	0.018	0.0031	265298	11/08/18	11/08/18	METHOD	EPA 7471A
Molybdenum	0.63	0.27	0.028	265237	11/06/18	11/07/18	EPA 3050B	EPA 6010B
Nickel	63	0.27	0.054	265237	11/06/18	11/07/18	EPA 3050B	EPA 6010B
Selenium	ND	2.0	0.20	265237	11/06/18	11/07/18	EPA 3050B	EPA 6010B
Silver	ND	0.27	0.033	265237	11/06/18	11/07/18	EPA 3050B	EPA 6010B
Thallium	ND	0.54	0.098	265237	11/06/18	11/07/18	EPA 3050B	EPA 6010B
Vanadium	46	0.27	0.057	265237	11/06/18	11/07/18	EPA 3050B	EPA 6010B
Zinc	49	1.1	0.23	265237	11/06/18	11/07/18	EPA 3050B	EPA 6010B

J= Estimated value

ND= Not Detected at or above MDL

RL= Reporting Limit

MDL= Method Detection Limit

California Title 22 Metals			
Lab #:	304731	Project#:	VALLCO
Client:	WSP	Location:	Vallco Cupertino, CA
Field ID:	S-8-(20)	Basis:	as received
Lab ID:	304731-042	Diln Fac:	1.000
Matrix:	Soil	Sampled:	10/30/18
Units:	mg/Kg	Received:	11/01/18

Analyte	Result	RL	MDL	Batch#	Prepared	Analyzed	Prep	Analysis
Antimony	0.55 J	2.0	0.071	265237	11/06/18	11/07/18	EPA 3050B	EPA 6010B
Arsenic	4.5	1.5	0.069	265237	11/06/18	11/07/18	EPA 3050B	EPA 6010B
Barium	110	0.26	0.031	265237	11/06/18	11/07/18	EPA 3050B	EPA 6010B
Beryllium	0.51	0.10	0.010	265237	11/06/18	11/07/18	EPA 3050B	EPA 6010B
Cadmium	0.36	0.26	0.052	265237	11/06/18	11/07/18	EPA 3050B	EPA 6010B
Chromium	49	0.26	0.051	265237	11/06/18	11/07/18	EPA 3050B	EPA 6010B
Cobalt	12	0.26	0.015	265237	11/06/18	11/07/18	EPA 3050B	EPA 6010B
Copper	33	0.26	0.059	265237	11/06/18	11/07/18	EPA 3050B	EPA 6010B
Lead	7.1	1.0	0.059	265237	11/06/18	11/07/18	EPA 3050B	EPA 6010B
Mercury	0.043	0.016	0.0027	265298	11/08/18	11/08/18	METHOD	EPA 7471A
Molybdenum	0.74	0.26	0.027	265237	11/06/18	11/07/18	EPA 3050B	EPA 6010B
Nickel	59	0.26	0.052	265237	11/06/18	11/07/18	EPA 3050B	EPA 6010B
Selenium	ND	2.0	0.20	265237	11/06/18	11/07/18	EPA 3050B	EPA 6010B
Silver	ND	0.26	0.031	265237	11/06/18	11/07/18	EPA 3050B	EPA 6010B
Thallium	ND	0.52	0.094	265237	11/06/18	11/07/18	EPA 3050B	EPA 6010B
Vanadium	48	0.26	0.055	265237	11/06/18	11/07/18	EPA 3050B	EPA 6010B
Zinc	49	1.0	0.22	265237	11/06/18	11/07/18	EPA 3050B	EPA 6010B

J= Estimated value

ND= Not Detected at or above MDL

RL= Reporting Limit

MDL= Method Detection Limit

California Title 22 Metals			
Lab #:	304731	Project#:	VALLCO
Client:	WSP	Location:	Vallco Cupertino, CA
Field ID:	W-5-(1)	Basis:	as received
Lab ID:	304731-043	Diln Fac:	1.000
Matrix:	Soil	Sampled:	10/30/18
Units:	mg/Kg	Received:	11/01/18

Analyte	Result	RL	MDL	Batch#	Prepared	Analyzed	Prep	Analysis
Antimony	0.33 J	2.0	0.069	265237	11/06/18	11/07/18	EPA 3050B	EPA 6010B
Arsenic	3.5	1.5	0.066	265237	11/06/18	11/07/18	EPA 3050B	EPA 6010B
Barium	210	0.25	0.030	265237	11/06/18	11/07/18	EPA 3050B	EPA 6010B
Beryllium	0.55	0.10	0.010	265237	11/06/18	11/07/18	EPA 3050B	EPA 6010B
Cadmium	0.40	0.25	0.050	265237	11/06/18	11/07/18	EPA 3050B	EPA 6010B
Chromium	70	0.25	0.049	265237	11/06/18	11/07/18	EPA 3050B	EPA 6010B
Cobalt	17	0.25	0.015	265237	11/06/18	11/07/18	EPA 3050B	EPA 6010B
Copper	37	0.25	0.057	265237	11/06/18	11/07/18	EPA 3050B	EPA 6010B
Lead	7.4	1.0	0.056	265237	11/06/18	11/07/18	EPA 3050B	EPA 6010B
Mercury	0.058	0.017	0.0029	265298	11/08/18	11/08/18	METHOD	EPA 7471A
Molybdenum	0.23 J	0.25	0.026	265237	11/06/18	11/07/18	EPA 3050B	EPA 6010B
Nickel	91	0.25	0.050	265237	11/06/18	11/07/18	EPA 3050B	EPA 6010B
Selenium	ND	2.0	0.19	265237	11/06/18	11/07/18	EPA 3050B	EPA 6010B
Silver	ND	0.25	0.030	265237	11/06/18	11/07/18	EPA 3050B	EPA 6010B
Thallium	ND	0.50	0.090	265237	11/06/18	11/07/18	EPA 3050B	EPA 6010B
Vanadium	46	0.25	0.052	265237	11/06/18	11/07/18	EPA 3050B	EPA 6010B
Zinc	59	1.0	0.21	265237	11/06/18	11/07/18	EPA 3050B	EPA 6010B

J= Estimated value

ND= Not Detected at or above MDL

RL= Reporting Limit

MDL= Method Detection Limit

California Title 22 Metals

Lab #:	304731	Project#:	VALLCO
Client:	WSP	Location:	Vallco Cupertino, CA
Field ID:	W-5-(5)	Basis:	as received
Lab ID:	304731-044	Diln Fac:	1.000
Matrix:	Soil	Sampled:	10/30/18
Units:	mg/Kg	Received:	11/01/18

Analyte	Result	RL	MDL	Batch#	Prepared	Analyzed	Prep	Analysis
Antimony	0.40 J	2.0	0.075	265237	11/06/18	11/07/18	EPA 3050B	EPA 6010B
Arsenic	2.5	1.5	0.072	265237	11/06/18	11/07/18	EPA 3050B	EPA 6010B
Barium	79	0.27	0.033	265237	11/06/18	11/07/18	EPA 3050B	EPA 6010B
Beryllium	0.30	0.11	0.011	265237	11/06/18	11/07/18	EPA 3050B	EPA 6010B
Cadmium	0.25 J	0.27	0.054	265237	11/06/18	11/07/18	EPA 3050B	EPA 6010B
Chromium	33	0.27	0.053	265237	11/06/18	11/07/18	EPA 3050B	EPA 6010B
Cobalt	8.2	0.27	0.016	265237	11/06/18	11/07/18	EPA 3050B	EPA 6010B
Copper	15	0.27	0.062	265237	11/06/18	11/07/18	EPA 3050B	EPA 6010B
Lead	5.4	1.0	0.061	265237	11/06/18	11/07/18	EPA 3050B	EPA 6010B
Mercury	0.089	0.017	0.0030	265298	11/08/18	11/08/18	METHOD	EPA 7471A
Molybdenum	0.23 J	0.27	0.028	265237	11/06/18	11/07/18	EPA 3050B	EPA 6010B
Nickel	43	0.27	0.054	265237	11/06/18	11/07/18	EPA 3050B	EPA 6010B
Selenium	ND	2.0	0.20	265237	11/06/18	11/07/18	EPA 3050B	EPA 6010B
Silver	ND	0.27	0.033	265237	11/06/18	11/07/18	EPA 3050B	EPA 6010B
Thallium	ND	0.54	0.098	265237	11/06/18	11/07/18	EPA 3050B	EPA 6010B
Vanadium	27	0.27	0.057	265237	11/06/18	11/07/18	EPA 3050B	EPA 6010B
Zinc	35	1.1	0.23	265237	11/06/18	11/07/18	EPA 3050B	EPA 6010B

J= Estimated value

ND= Not Detected at or above MDL

RL= Reporting Limit

MDL= Method Detection Limit

California Title 22 Metals			
Lab #:	304731	Project#:	VALLCO
Client:	WSP	Location:	Vallco Cupertino, CA
Field ID:	W-5-(10)	Basis:	as received
Lab ID:	304731-045	Diln Fac:	1.000
Matrix:	Soil	Sampled:	10/30/18
Units:	mg/Kg	Received:	11/01/18

Analyte	Result	RL	MDL	Batch#	Prepared	Analyzed	Prep	Analysis
Antimony	0.54 J	2.0	0.073	265237	11/06/18	11/07/18	EPA 3050B	EPA 6010B
Arsenic	3.9	1.5	0.070	265237	11/06/18	11/07/18	EPA 3050B	EPA 6010B
Barium	130	0.27	0.032	265237	11/06/18	11/07/18	EPA 3050B	EPA 6010B
Beryllium	0.52	0.11	0.011	265237	11/06/18	11/07/18	EPA 3050B	EPA 6010B
Cadmium	0.40	0.27	0.053	265237	11/06/18	11/07/18	EPA 3050B	EPA 6010B
Chromium	75	0.27	0.052	265237	11/06/18	11/07/18	EPA 3050B	EPA 6010B
Cobalt	17	0.27	0.015	265237	11/06/18	11/07/18	EPA 3050B	EPA 6010B
Copper	37	0.27	0.061	265237	11/06/18	11/07/18	EPA 3050B	EPA 6010B
Lead	7.4	1.0	0.060	265237	11/06/18	11/07/18	EPA 3050B	EPA 6010B
Mercury	0.076	0.015	0.0027	265298	11/08/18	11/08/18	METHOD	EPA 7471A
Molybdenum	0.30	0.27	0.028	265237	11/06/18	11/07/18	EPA 3050B	EPA 6010B
Nickel	97	0.27	0.053	265237	11/06/18	11/07/18	EPA 3050B	EPA 6010B
Selenium	ND	2.0	0.20	265237	11/06/18	11/07/18	EPA 3050B	EPA 6010B
Silver	ND	0.27	0.032	265237	11/06/18	11/07/18	EPA 3050B	EPA 6010B
Thallium	ND	0.53	0.096	265237	11/06/18	11/07/18	EPA 3050B	EPA 6010B
Vanadium	52	0.27	0.056	265237	11/06/18	11/07/18	EPA 3050B	EPA 6010B
Zinc	59	1.1	0.23	265237	11/06/18	11/07/18	EPA 3050B	EPA 6010B

J= Estimated value

ND= Not Detected at or above MDL

RL= Reporting Limit

MDL= Method Detection Limit

California Title 22 Metals

Lab #:	304731	Project#:	VALLCO
Client:	WSP	Location:	Vallco Cupertino, CA
Field ID:	W-5-(15)	Basis:	as received
Lab ID:	304731-046	Diln Fac:	1.000
Matrix:	Soil	Sampled:	10/30/18
Units:	mg/Kg	Received:	11/01/18

Analyte	Result	RL	MDL	Batch#	Prepared	Analyzed	Prep	Analysis
Antimony	0.40 J	2.0	0.069	265237	11/06/18	11/07/18	EPA 3050B	EPA 6010B
Arsenic	4.5	1.5	0.066	265237	11/06/18	11/07/18	EPA 3050B	EPA 6010B
Barium	130	0.25	0.030	265237	11/06/18	11/07/18	EPA 3050B	EPA 6010B
Beryllium	0.53	0.10	0.010	265237	11/06/18	11/07/18	EPA 3050B	EPA 6010B
Cadmium	0.39	0.25	0.050	265237	11/06/18	11/07/18	EPA 3050B	EPA 6010B
Chromium	55	0.25	0.049	265237	11/06/18	11/07/18	EPA 3050B	EPA 6010B
Cobalt	12	0.25	0.015	265237	11/06/18	11/07/18	EPA 3050B	EPA 6010B
Copper	26	0.25	0.057	265237	11/06/18	11/07/18	EPA 3050B	EPA 6010B
Lead	7.2	1.0	0.056	265237	11/06/18	11/07/18	EPA 3050B	EPA 6010B
Mercury	0.090	0.017	0.0030	265298	11/08/18	11/08/18	METHOD	EPA 7471A
Molybdenum	0.61	0.25	0.026	265237	11/06/18	11/07/18	EPA 3050B	EPA 6010B
Nickel	58	0.25	0.050	265237	11/06/18	11/07/18	EPA 3050B	EPA 6010B
Selenium	ND	2.0	0.19	265237	11/06/18	11/07/18	EPA 3050B	EPA 6010B
Silver	ND	0.25	0.030	265237	11/06/18	11/07/18	EPA 3050B	EPA 6010B
Thallium	ND	0.50	0.090	265237	11/06/18	11/07/18	EPA 3050B	EPA 6010B
Vanadium	45	0.25	0.052	265237	11/06/18	11/07/18	EPA 3050B	EPA 6010B
Zinc	55	1.0	0.21	265237	11/06/18	11/07/18	EPA 3050B	EPA 6010B

J= Estimated value

ND= Not Detected at or above MDL

RL= Reporting Limit

MDL= Method Detection Limit

California Title 22 Metals			
Lab #:	304731	Project#:	VALLCO
Client:	WSP	Location:	Vallco Cupertino, CA
Field ID:	W-5-(20)	Basis:	as received
Lab ID:	304731-047	Diln Fac:	1.000
Matrix:	Soil	Sampled:	10/30/18
Units:	mg/Kg	Received:	11/01/18

Analyte	Result	RL	MDL	Batch#	Prepared	Analyzed	Prep	Analysis
Antimony	0.47 J	1.9	0.065	265237	11/06/18	11/07/18	EPA 3050B	EPA 6010B
Arsenic	4.4	1.4	0.063	265237	11/06/18	11/07/18	EPA 3050B	EPA 6010B
Barium	100	0.24	0.029	265237	11/06/18	11/07/18	EPA 3050B	EPA 6010B
Beryllium	0.51	0.095	0.0095	265237	11/06/18	11/07/18	EPA 3050B	EPA 6010B
Cadmium	0.43	0.24	0.048	265237	11/06/18	11/07/18	EPA 3050B	EPA 6010B
Chromium	63	0.24	0.047	265237	11/06/18	11/07/18	EPA 3050B	EPA 6010B
Cobalt	16	0.24	0.014	265237	11/06/18	11/07/18	EPA 3050B	EPA 6010B
Copper	38	0.24	0.054	265237	11/06/18	11/07/18	EPA 3050B	EPA 6010B
Lead	7.3	0.95	0.054	265237	11/06/18	11/07/18	EPA 3050B	EPA 6010B
Mercury	0.11	0.017	0.0030	265298	11/08/18	11/08/18	METHOD	EPA 7471A
Molybdenum	0.41	0.24	0.025	265237	11/06/18	11/07/18	EPA 3050B	EPA 6010B
Nickel	72	0.24	0.048	265237	11/06/18	11/07/18	EPA 3050B	EPA 6010B
Selenium	ND	1.9	0.18	265237	11/06/18	11/07/18	EPA 3050B	EPA 6010B
Silver	ND	0.24	0.029	265237	11/06/18	11/07/18	EPA 3050B	EPA 6010B
Thallium	ND	0.48	0.086	265237	11/06/18	11/07/18	EPA 3050B	EPA 6010B
Vanadium	54	0.24	0.050	265237	11/06/18	11/07/18	EPA 3050B	EPA 6010B
Zinc	56	0.95	0.20	265237	11/06/18	11/07/18	EPA 3050B	EPA 6010B

J= Estimated value

ND= Not Detected at or above MDL

RL= Reporting Limit

MDL= Method Detection Limit

California Title 22 Metals

Lab #:	304731	Project#:	VALLCO
Client:	WSP	Location:	Vallco Cupertino, CA
Field ID:	W-1-(1)	Basis:	as received
Lab ID:	304731-049	Diln Fac:	1.000
Matrix:	Soil	Sampled:	10/31/18
Units:	mg/Kg	Received:	11/01/18

Analyte	Result	RL	MDL	Batch#	Prepared	Analyzed	Prep	Analysis
Antimony	0.71 J	2.0	0.071	265237	11/06/18	11/07/18	EPA 3050B	EPA 6010B
Arsenic	3.8	1.5	0.069	265237	11/06/18	11/07/18	EPA 3050B	EPA 6010B
Barium	140	0.26	0.031	265237	11/06/18	11/07/18	EPA 3050B	EPA 6010B
Beryllium	0.41	0.10	0.010	265237	11/06/18	11/07/18	EPA 3050B	EPA 6010B
Cadmium	0.33	0.26	0.052	265237	11/06/18	11/07/18	EPA 3050B	EPA 6010B
Chromium	60	0.26	0.051	265237	11/06/18	11/07/18	EPA 3050B	EPA 6010B
Cobalt	14	0.26	0.015	265237	11/06/18	11/07/18	EPA 3050B	EPA 6010B
Copper	35	0.26	0.059	265237	11/06/18	11/07/18	EPA 3050B	EPA 6010B
Lead	8.2	1.0	0.059	265237	11/06/18	11/07/18	EPA 3050B	EPA 6010B
Mercury	0.083	0.018	0.0031	265298	11/08/18	11/08/18	METHOD	EPA 7471A
Molybdenum	0.84	0.26	0.027	265237	11/06/18	11/07/18	EPA 3050B	EPA 6010B
Nickel	79	0.26	0.052	265237	11/06/18	11/07/18	EPA 3050B	EPA 6010B
Selenium	ND	2.0	0.20	265237	11/06/18	11/07/18	EPA 3050B	EPA 6010B
Silver	ND	0.26	0.031	265237	11/06/18	11/07/18	EPA 3050B	EPA 6010B
Thallium	ND	0.52	0.094	265237	11/06/18	11/07/18	EPA 3050B	EPA 6010B
Vanadium	51	0.26	0.055	265237	11/06/18	11/07/18	EPA 3050B	EPA 6010B
Zinc	55	1.0	0.22	265237	11/06/18	11/07/18	EPA 3050B	EPA 6010B

J= Estimated value

ND= Not Detected at or above MDL

RL= Reporting Limit

MDL= Method Detection Limit

California Title 22 Metals

Lab #:	304731	Project#:	VALLCO
Client:	WSP	Location:	Vallco Cupertino, CA
Field ID:	W-1-(5)	Basis:	as received
Lab ID:	304731-050	Diln Fac:	1.000
Matrix:	Soil	Sampled:	10/31/18
Units:	mg/Kg	Received:	11/01/18

Analyte	Result	RL	MDL	Batch#	Prepared	Analyzed	Prep	Analysis
Antimony	0.43 J	2.0	0.067	265237	11/06/18	11/07/18	EPA 3050B	EPA 6010B
Arsenic	5.1	1.5	0.065	265237	11/06/18	11/07/18	EPA 3050B	EPA 6010B
Barium	150	0.25	0.029	265237	11/06/18	11/07/18	EPA 3050B	EPA 6010B
Beryllium	0.53	0.098	0.0098	265237	11/06/18	11/07/18	EPA 3050B	EPA 6010B
Cadmium	0.33	0.25	0.049	265237	11/06/18	11/07/18	EPA 3050B	EPA 6010B
Chromium	61	0.25	0.048	265237	11/06/18	11/07/18	EPA 3050B	EPA 6010B
Cobalt	15	0.25	0.014	265237	11/06/18	11/07/18	EPA 3050B	EPA 6010B
Copper	37	0.25	0.056	265237	11/06/18	11/07/18	EPA 3050B	EPA 6010B
Lead	8.0	0.98	0.055	265237	11/06/18	11/07/18	EPA 3050B	EPA 6010B
Mercury	0.14	0.015	0.0027	265298	11/08/18	11/08/18	METHOD	EPA 7471A
Molybdenum	0.46	0.25	0.026	265237	11/06/18	11/07/18	EPA 3050B	EPA 6010B
Nickel	93	0.25	0.049	265237	11/06/18	11/07/18	EPA 3050B	EPA 6010B
Selenium	ND	2.0	0.18	265237	11/06/18	11/07/18	EPA 3050B	EPA 6010B
Silver	ND	0.25	0.029	265237	11/06/18	11/07/18	EPA 3050B	EPA 6010B
Thallium	ND	0.49	0.088	265237	11/06/18	11/07/18	EPA 3050B	EPA 6010B
Vanadium	48	0.25	0.051	265237	11/06/18	11/07/18	EPA 3050B	EPA 6010B
Zinc	56	0.98	0.21	265237	11/06/18	11/07/18	EPA 3050B	EPA 6010B

J= Estimated value

ND= Not Detected at or above MDL

RL= Reporting Limit

MDL= Method Detection Limit

California Title 22 Metals			
Lab #:	304731	Project#:	VALLCO
Client:	WSP	Location:	Vallco Cupertino, CA
Field ID:	W-1-(10)	Basis:	as received
Lab ID:	304731-051	Diln Fac:	1.000
Matrix:	Soil	Sampled:	10/31/18
Units:	mg/Kg	Received:	11/01/18

Analyte	Result	RL	MDL	Batch#	Prepared	Analyzed	Prep	Analysis
Antimony	0.39 J	2.0	0.068	265237	11/06/18	11/07/18	EPA 3050B	EPA 6010B
Arsenic	4.9	1.5	0.066	265237	11/06/18	11/07/18	EPA 3050B	EPA 6010B
Barium	140	0.25	0.030	265237	11/06/18	11/07/18	EPA 3050B	EPA 6010B
Beryllium	0.55	0.099	0.0099	265237	11/06/18	11/07/18	EPA 3050B	EPA 6010B
Cadmium	0.44	0.25	0.050	265237	11/06/18	11/07/18	EPA 3050B	EPA 6010B
Chromium	51	0.25	0.049	265237	11/06/18	11/07/18	EPA 3050B	EPA 6010B
Cobalt	13	0.25	0.014	265237	11/06/18	11/07/18	EPA 3050B	EPA 6010B
Copper	30	0.25	0.056	265237	11/06/18	11/07/18	EPA 3050B	EPA 6010B
Lead	8.3	0.99	0.056	265237	11/06/18	11/07/18	EPA 3050B	EPA 6010B
Mercury	0.083	0.015	0.0027	265298	11/08/18	11/08/18	METHOD	EPA 7471A
Molybdenum	0.64	0.25	0.026	265237	11/06/18	11/07/18	EPA 3050B	EPA 6010B
Nickel	54	0.25	0.050	265237	11/06/18	11/07/18	EPA 3050B	EPA 6010B
Selenium	ND	2.0	0.19	265237	11/06/18	11/07/18	EPA 3050B	EPA 6010B
Silver	ND	0.25	0.030	265237	11/06/18	11/07/18	EPA 3050B	EPA 6010B
Thallium	ND	0.50	0.089	265237	11/06/18	11/07/18	EPA 3050B	EPA 6010B
Vanadium	45	0.25	0.052	265237	11/06/18	11/07/18	EPA 3050B	EPA 6010B
Zinc	64	0.99	0.21	265237	11/06/18	11/07/18	EPA 3050B	EPA 6010B

J= Estimated value

ND= Not Detected at or above MDL

RL= Reporting Limit

MDL= Method Detection Limit

California Title 22 Metals			
Lab #:	304731	Project#:	VALLCO
Client:	WSP	Location:	Vallco Cupertino, CA
Field ID:	W-1-(15)	Basis:	as received
Lab ID:	304731-052	Diln Fac:	1.000
Matrix:	Soil	Sampled:	10/31/18
Units:	mg/Kg	Received:	11/01/18

Analyte	Result	RL	MDL	Batch#	Prepared	Analyzed	Prep	Analysis
Antimony	0.33 J	1.9	0.066	265237	11/06/18	11/07/18	EPA 3050B	EPA 6010B
Arsenic	5.3	1.4	0.064	265237	11/06/18	11/07/18	EPA 3050B	EPA 6010B
Barium	130	0.24	0.029	265237	11/06/18	11/07/18	EPA 3050B	EPA 6010B
Beryllium	0.56	0.096	0.0096	265237	11/06/18	11/07/18	EPA 3050B	EPA 6010B
Cadmium	0.37	0.24	0.048	265237	11/06/18	11/07/18	EPA 3050B	EPA 6010B
Chromium	47	0.24	0.047	265237	11/06/18	11/07/18	EPA 3050B	EPA 6010B
Cobalt	13	0.24	0.014	265237	11/06/18	11/07/18	EPA 3050B	EPA 6010B
Copper	34	0.24	0.055	265237	11/06/18	11/07/18	EPA 3050B	EPA 6010B
Lead	8.3	0.96	0.054	265237	11/06/18	11/07/18	EPA 3050B	EPA 6010B
Mercury	0.14	0.016	0.0029	265298	11/08/18	11/08/18	METHOD	EPA 7471A
Molybdenum	0.68	0.24	0.025	265237	11/06/18	11/07/18	EPA 3050B	EPA 6010B
Nickel	69	0.24	0.048	265237	11/06/18	11/07/18	EPA 3050B	EPA 6010B
Selenium	ND	1.9	0.18	265237	11/06/18	11/07/18	EPA 3050B	EPA 6010B
Silver	ND	0.24	0.029	265237	11/06/18	11/07/18	EPA 3050B	EPA 6010B
Thallium	ND	0.48	0.086	265237	11/06/18	11/07/18	EPA 3050B	EPA 6010B
Vanadium	43	0.24	0.050	265237	11/06/18	11/07/18	EPA 3050B	EPA 6010B
Zinc	57	0.96	0.20	265237	11/06/18	11/07/18	EPA 3050B	EPA 6010B

J= Estimated value

ND= Not Detected at or above MDL

RL= Reporting Limit

MDL= Method Detection Limit

California Title 22 Metals			
Lab #:	304731	Project#:	VALLCO
Client:	WSP	Location:	Vallco Cupertino, CA
Field ID:	W-1-(20)	Basis:	as received
Lab ID:	304731-053	Diln Fac:	1.000
Matrix:	Soil	Sampled:	10/31/18
Units:	mg/Kg	Received:	11/01/18

Analyte	Result	RL	MDL	Batch#	Prepared	Analyzed	Prep	Analysis
Antimony	ND	2.0	0.13	265253	11/07/18	11/07/18	EPA 3050B	EPA 6010B
Arsenic	4.5	1.5	0.20	265253	11/07/18	11/07/18	EPA 3050B	EPA 6010B
Barium	160	0.25	0.029	265253	11/07/18	11/07/18	EPA 3050B	EPA 6010B
Beryllium	0.59	0.098	0.020	265253	11/07/18	11/07/18	EPA 3050B	EPA 6010B
Cadmium	0.33	0.25	0.049	265253	11/07/18	11/07/18	EPA 3050B	EPA 6010B
Chromium	79	0.25	0.049	265253	11/07/18	11/07/18	EPA 3050B	EPA 6010B
Cobalt	18	0.25	0.049	265253	11/07/18	11/07/18	EPA 3050B	EPA 6010B
Copper	39	0.25	0.055	265253	11/07/18	11/07/18	EPA 3050B	EPA 6010B
Lead	7.2	0.98	0.13	265253	11/07/18	11/07/18	EPA 3050B	EPA 6010B
Mercury	0.11	0.016	0.0027	265298	11/08/18	11/08/18	METHOD	EPA 7471A
Molybdenum	0.13 J	0.25	0.054	265253	11/07/18	11/07/18	EPA 3050B	EPA 6010B
Nickel	100	0.25	0.068	265253	11/07/18	11/07/18	EPA 3050B	EPA 6010B
Selenium	ND	2.0	0.22	265253	11/07/18	11/07/18	EPA 3050B	EPA 6010B
Silver	ND	0.25	0.049	265253	11/07/18	11/07/18	EPA 3050B	EPA 6010B
Thallium	ND	0.49	0.15	265253	11/07/18	11/07/18	EPA 3050B	EPA 6010B
Vanadium	61	0.25	0.049	265253	11/07/18	11/07/18	EPA 3050B	EPA 6010B
Zinc	57	0.98	0.20	265253	11/07/18	11/07/18	EPA 3050B	EPA 6010B

J= Estimated value

ND= Not Detected at or above MDL

RL= Reporting Limit

MDL= Method Detection Limit

California Title 22 Metals			
Lab #:	304731	Project#:	VALLCO
Client:	WSP	Location:	Vallco Cupertino, CA
Field ID:	E-2-(1)	Basis:	as received
Lab ID:	304731-054	Diln Fac:	1.000
Matrix:	Soil	Sampled:	10/31/18
Units:	mg/Kg	Received:	11/01/18

Analyte	Result	RL	MDL	Batch#	Prepared	Analyzed	Prep	Analysis
Antimony	ND	1.9	0.12	265253	11/07/18	11/07/18	EPA 3050B	EPA 6010B
Arsenic	2.5	1.4	0.19	265253	11/07/18	11/07/18	EPA 3050B	EPA 6010B
Barium	180	0.24	0.028	265253	11/07/18	11/07/18	EPA 3050B	EPA 6010B
Beryllium	0.70	0.094	0.019	265253	11/07/18	11/07/18	EPA 3050B	EPA 6010B
Cadmium	0.44	0.24	0.047	265253	11/07/18	11/07/18	EPA 3050B	EPA 6010B
Chromium	82	0.24	0.047	265253	11/07/18	11/07/18	EPA 3050B	EPA 6010B
Cobalt	20	0.24	0.047	265253	11/07/18	11/07/18	EPA 3050B	EPA 6010B
Copper	37	0.24	0.052	265253	11/07/18	11/07/18	EPA 3050B	EPA 6010B
Lead	6.7	0.94	0.12	265253	11/07/18	11/07/18	EPA 3050B	EPA 6010B
Mercury	0.038	0.017	0.0030	265298	11/08/18	11/08/18	METHOD	EPA 7471A
Molybdenum	0.11 J	0.24	0.052	265253	11/07/18	11/07/18	EPA 3050B	EPA 6010B
Nickel	92	0.24	0.065	265253	11/07/18	11/07/18	EPA 3050B	EPA 6010B
Selenium	ND	1.9	0.21	265253	11/07/18	11/07/18	EPA 3050B	EPA 6010B
Silver	ND	0.24	0.047	265253	11/07/18	11/07/18	EPA 3050B	EPA 6010B
Thallium	ND	0.47	0.14	265253	11/07/18	11/07/18	EPA 3050B	EPA 6010B
Vanadium	67	0.24	0.047	265253	11/07/18	11/07/18	EPA 3050B	EPA 6010B
Zinc	54	0.94	0.19	265253	11/07/18	11/07/18	EPA 3050B	EPA 6010B

J= Estimated value

ND= Not Detected at or above MDL

RL= Reporting Limit

MDL= Method Detection Limit

California Title 22 Metals

Lab #:	304731	Project#:	VALLCO
Client:	WSP	Location:	Vallco Cupertino, CA
Field ID:	E-2-(5)	Basis:	as received
Lab ID:	304731-055	Diln Fac:	1.000
Matrix:	Soil	Sampled:	10/31/18
Units:	mg/Kg	Received:	11/01/18

Analyte	Result	RL	MDL	Batch#	Prepared	Analyzed	Prep	Analysis
Antimony	ND	1.8	0.12	265253	11/07/18	11/07/18	EPA 3050B	EPA 6010B
Arsenic	3.3	1.4	0.18	265253	11/07/18	11/07/18	EPA 3050B	EPA 6010B
Barium	150	0.23	0.027	265253	11/07/18	11/07/18	EPA 3050B	EPA 6010B
Beryllium	0.67	0.091	0.018	265253	11/07/18	11/07/18	EPA 3050B	EPA 6010B
Cadmium	0.42	0.23	0.045	265253	11/07/18	11/07/18	EPA 3050B	EPA 6010B
Chromium	81	0.23	0.045	265253	11/07/18	11/07/18	EPA 3050B	EPA 6010B
Cobalt	18	0.23	0.045	265253	11/07/18	11/07/18	EPA 3050B	EPA 6010B
Copper	35	0.23	0.051	265253	11/07/18	11/07/18	EPA 3050B	EPA 6010B
Lead	9.0	0.91	0.12	265253	11/07/18	11/07/18	EPA 3050B	EPA 6010B
Mercury	0.061	0.017	0.0030	265298	11/08/18	11/08/18	METHOD	EPA 7471A
Molybdenum	ND	0.23	0.050	265253	11/07/18	11/07/18	EPA 3050B	EPA 6010B
Nickel	85	0.23	0.063	265253	11/07/18	11/07/18	EPA 3050B	EPA 6010B
Selenium	ND	1.8	0.20	265253	11/07/18	11/07/18	EPA 3050B	EPA 6010B
Silver	ND	0.23	0.045	265253	11/07/18	11/07/18	EPA 3050B	EPA 6010B
Thallium	ND	0.45	0.14	265253	11/07/18	11/07/18	EPA 3050B	EPA 6010B
Vanadium	68	0.23	0.045	265253	11/07/18	11/07/18	EPA 3050B	EPA 6010B
Zinc	54	0.91	0.18	265253	11/07/18	11/07/18	EPA 3050B	EPA 6010B

ND= Not Detected at or above MDL

RL= Reporting Limit

MDL= Method Detection Limit

California Title 22 Metals			
Lab #:	304731	Project#:	VALLCO
Client:	WSP	Location:	Vallco Cupertino, CA
Field ID:	E-2-(10)	Basis:	as received
Lab ID:	304731-056	Diln Fac:	1.000
Matrix:	Soil	Sampled:	10/31/18
Units:	mg/Kg	Received:	11/01/18

Analyte	Result	RL	MDL	Batch#	Prepared	Analyzed	Prep	Analysis
Antimony	ND	2.0	0.13	265253	11/07/18	11/07/18	EPA 3050B	EPA 6010B
Arsenic	4.0	1.5	0.20	265253	11/07/18	11/07/18	EPA 3050B	EPA 6010B
Barium	200	0.25	0.029	265253	11/07/18	11/07/18	EPA 3050B	EPA 6010B
Beryllium	0.68	0.10	0.020	265253	11/07/18	11/07/18	EPA 3050B	EPA 6010B
Cadmium	0.37	0.25	0.050	265253	11/07/18	11/07/18	EPA 3050B	EPA 6010B
Chromium	86	0.25	0.050	265253	11/07/18	11/07/18	EPA 3050B	EPA 6010B
Cobalt	17	0.25	0.050	265253	11/07/18	11/07/18	EPA 3050B	EPA 6010B
Copper	38	0.25	0.056	265253	11/07/18	11/07/18	EPA 3050B	EPA 6010B
Lead	7.6	1.0	0.13	265253	11/07/18	11/07/18	EPA 3050B	EPA 6010B
Mercury	0.072	0.016	0.0029	265298	11/08/18	11/08/18	METHOD	EPA 7471A
Molybdenum	ND	0.25	0.055	265253	11/07/18	11/07/18	EPA 3050B	EPA 6010B
Nickel	100	0.25	0.069	265253	11/07/18	11/07/18	EPA 3050B	EPA 6010B
Selenium	ND	2.0	0.22	265253	11/07/18	11/07/18	EPA 3050B	EPA 6010B
Silver	ND	0.25	0.050	265253	11/07/18	11/07/18	EPA 3050B	EPA 6010B
Thallium	ND	0.50	0.15	265253	11/07/18	11/07/18	EPA 3050B	EPA 6010B
Vanadium	68	0.25	0.050	265253	11/07/18	11/07/18	EPA 3050B	EPA 6010B
Zinc	57	1.0	0.20	265253	11/07/18	11/07/18	EPA 3050B	EPA 6010B

ND= Not Detected at or above MDL

RL= Reporting Limit

MDL= Method Detection Limit

California Title 22 Metals

Lab #:	304731	Project#:	VALLCO
Client:	WSP	Location:	Vallco Cupertino, CA
Field ID:	E-2-(15)	Basis:	as received
Lab ID:	304731-057	Diln Fac:	1.000
Matrix:	Soil	Sampled:	10/31/18
Units:	mg/Kg	Received:	11/01/18

Analyte	Result	RL	MDL	Batch#	Prepared	Analyzed	Prep	Analysis
Antimony	ND	1.9	0.12	265253	11/07/18	11/07/18	EPA 3050B	EPA 6010B
Arsenic	3.6	1.4	0.19	265253	11/07/18	11/07/18	EPA 3050B	EPA 6010B
Barium	220	0.23	0.027	265253	11/07/18	11/07/18	EPA 3050B	EPA 6010B
Beryllium	0.68	0.093	0.019	265253	11/07/18	11/07/18	EPA 3050B	EPA 6010B
Cadmium	0.39	0.23	0.047	265253	11/07/18	11/07/18	EPA 3050B	EPA 6010B
Chromium	83	0.23	0.047	265253	11/07/18	11/07/18	EPA 3050B	EPA 6010B
Cobalt	20	0.23	0.047	265253	11/07/18	11/07/18	EPA 3050B	EPA 6010B
Copper	30	0.23	0.052	265253	11/07/18	11/07/18	EPA 3050B	EPA 6010B
Lead	6.4	0.93	0.12	265253	11/07/18	11/07/18	EPA 3050B	EPA 6010B
Mercury	0.072	0.017	0.0029	265298	11/08/18	11/08/18	METHOD	EPA 7471A
Molybdenum	ND	0.23	0.052	265253	11/07/18	11/07/18	EPA 3050B	EPA 6010B
Nickel	85	0.23	0.065	265253	11/07/18	11/07/18	EPA 3050B	EPA 6010B
Selenium	ND	1.9	0.21	265253	11/07/18	11/07/18	EPA 3050B	EPA 6010B
Silver	ND	0.23	0.047	265253	11/07/18	11/07/18	EPA 3050B	EPA 6010B
Thallium	ND	0.47	0.14	265253	11/07/18	11/07/18	EPA 3050B	EPA 6010B
Vanadium	72	0.23	0.047	265253	11/07/18	11/07/18	EPA 3050B	EPA 6010B
Zinc	49	0.93	0.19	265253	11/07/18	11/07/18	EPA 3050B	EPA 6010B

ND= Not Detected at or above MDL

RL= Reporting Limit

MDL= Method Detection Limit

California Title 22 Metals			
Lab #:	304731	Project#:	VALLCO
Client:	WSP	Location:	Vallco Cupertino, CA
Field ID:	E-2-(20)	Basis:	as received
Lab ID:	304731-058	Diln Fac:	1.000
Matrix:	Soil	Sampled:	10/31/18
Units:	mg/Kg	Received:	11/01/18

Analyte	Result	RL	MDL	Batch#	Prepared	Analyzed	Prep	Analysis
Antimony	ND	2.0	0.14	265253	11/07/18	11/07/18	EPA 3050B	EPA 6010B
Arsenic	4.6	1.5	0.21	265253	11/07/18	11/07/18	EPA 3050B	EPA 6010B
Barium	170	0.26	0.030	265253	11/07/18	11/07/18	EPA 3050B	EPA 6010B
Beryllium	0.73	0.10	0.021	265253	11/07/18	11/07/18	EPA 3050B	EPA 6010B
Cadmium	0.36	0.26	0.052	265253	11/07/18	11/07/18	EPA 3050B	EPA 6010B
Chromium	81	0.26	0.052	265253	11/07/18	11/07/18	EPA 3050B	EPA 6010B
Cobalt	16	0.26	0.052	265253	11/07/18	11/07/18	EPA 3050B	EPA 6010B
Copper	37	0.26	0.057	265253	11/07/18	11/07/18	EPA 3050B	EPA 6010B
Lead	8.5	1.0	0.13	265253	11/07/18	11/07/18	EPA 3050B	EPA 6010B
Mercury	0.033	0.017	0.0030	265298	11/08/18	11/08/18	METHOD	EPA 7471A
Molybdenum	0.19 J	0.26	0.057	265253	11/07/18	11/07/18	EPA 3050B	EPA 6010B
Nickel	89	0.26	0.071	265253	11/07/18	11/07/18	EPA 3050B	EPA 6010B
Selenium	ND	2.0	0.23	265253	11/07/18	11/07/18	EPA 3050B	EPA 6010B
Silver	ND	0.26	0.052	265253	11/07/18	11/07/18	EPA 3050B	EPA 6010B
Thallium	ND	0.52	0.16	265253	11/07/18	11/07/18	EPA 3050B	EPA 6010B
Vanadium	66	0.26	0.052	265253	11/07/18	11/07/18	EPA 3050B	EPA 6010B
Zinc	58	1.0	0.21	265253	11/07/18	11/07/18	EPA 3050B	EPA 6010B

J= Estimated value

ND= Not Detected at or above MDL

RL= Reporting Limit

MDL= Method Detection Limit

California Title 22 Metals

Lab #:	304731	Project#:	VALLCO
Client:	WSP	Location:	Vallco Cupertino, CA
Field ID:	W-2-(2)	Basis:	as received
Lab ID:	304731-059	Diln Fac:	1.000
Matrix:	Soil	Sampled:	10/31/18
Units:	mg/Kg	Received:	11/01/18

Analyte	Result	RL	MDL	Batch#	Prepared	Analyzed	Prep	Analysis
Antimony	ND	2.0	0.14	265253	11/07/18	11/07/18	EPA 3050B	EPA 6010B
Arsenic	2.8	1.5	0.22	265253	11/07/18	11/07/18	EPA 3050B	EPA 6010B
Barium	130	0.27	0.032	265253	11/07/18	11/07/18	EPA 3050B	EPA 6010B
Beryllium	0.57	0.11	0.022	265253	11/07/18	11/07/18	EPA 3050B	EPA 6010B
Cadmium	0.30	0.27	0.055	265253	11/07/18	11/07/18	EPA 3050B	EPA 6010B
Chromium	60	0.27	0.055	265253	11/07/18	11/07/18	EPA 3050B	EPA 6010B
Cobalt	13	0.27	0.055	265253	11/07/18	11/07/18	EPA 3050B	EPA 6010B
Copper	27	0.27	0.061	265253	11/07/18	11/07/18	EPA 3050B	EPA 6010B
Lead	5.3	1.0	0.14	265253	11/07/18	11/07/18	EPA 3050B	EPA 6010B
Mercury	0.059	0.016	0.0029	265298	11/08/18	11/08/18	METHOD	EPA 7471A
Molybdenum	0.23 J	0.27	0.061	265253	11/07/18	11/07/18	EPA 3050B	EPA 6010B
Nickel	55	0.27	0.076	265253	11/07/18	11/07/18	EPA 3050B	EPA 6010B
Selenium	ND	2.0	0.25	265253	11/07/18	11/07/18	EPA 3050B	EPA 6010B
Silver	ND	0.27	0.055	265253	11/07/18	11/07/18	EPA 3050B	EPA 6010B
Thallium	ND	0.55	0.17	265253	11/07/18	11/07/18	EPA 3050B	EPA 6010B
Vanadium	59	0.27	0.055	265253	11/07/18	11/07/18	EPA 3050B	EPA 6010B
Zinc	48	1.1	0.22	265253	11/07/18	11/07/18	EPA 3050B	EPA 6010B

J= Estimated value

ND= Not Detected at or above MDL

RL= Reporting Limit

MDL= Method Detection Limit

California Title 22 Metals

Lab #:	304731	Project#:	VALLCO
Client:	WSP	Location:	Vallco Cupertino, CA
Field ID:	W-2-(5)	Basis:	as received
Lab ID:	304731-060	Diln Fac:	1.000
Matrix:	Soil	Sampled:	10/31/18
Units:	mg/Kg	Received:	11/01/18

Analyte	Result	RL	MDL	Batch#	Prepared	Analyzed	Prep	Analysis
Antimony	ND	1.9	0.13	265253	11/07/18	11/07/18	EPA 3050B	EPA 6010B
Arsenic	5.2	1.4	0.19	265253	11/07/18	11/07/18	EPA 3050B	EPA 6010B
Barium	97	0.24	0.028	265253	11/07/18	11/07/18	EPA 3050B	EPA 6010B
Beryllium	0.67	0.096	0.019	265253	11/07/18	11/07/18	EPA 3050B	EPA 6010B
Cadmium	0.31	0.24	0.048	265253	11/07/18	11/07/18	EPA 3050B	EPA 6010B
Chromium	56	0.24	0.048	265253	11/07/18	11/07/18	EPA 3050B	EPA 6010B
Cobalt	15	0.24	0.048	265253	11/07/18	11/07/18	EPA 3050B	EPA 6010B
Copper	39	0.24	0.053	265253	11/07/18	11/07/18	EPA 3050B	EPA 6010B
Lead	5.4	0.96	0.12	265253	11/07/18	11/07/18	EPA 3050B	EPA 6010B
Mercury	0.11	0.016	0.0027	265298	11/08/18	11/08/18	METHOD	EPA 7471A
Molybdenum	0.13 J	0.24	0.053	265253	11/07/18	11/07/18	EPA 3050B	EPA 6010B
Nickel	62	0.24	0.066	265253	11/07/18	11/07/18	EPA 3050B	EPA 6010B
Selenium	ND	1.9	0.22	265253	11/07/18	11/07/18	EPA 3050B	EPA 6010B
Silver	ND	0.24	0.048	265253	11/07/18	11/07/18	EPA 3050B	EPA 6010B
Thallium	ND	0.48	0.14	265253	11/07/18	11/07/18	EPA 3050B	EPA 6010B
Vanadium	68	0.24	0.048	265253	11/07/18	11/07/18	EPA 3050B	EPA 6010B
Zinc	55	0.96	0.19	265253	11/07/18	11/07/18	EPA 3050B	EPA 6010B

J= Estimated value

ND= Not Detected at or above MDL

RL= Reporting Limit

MDL= Method Detection Limit

California Title 22 Metals			
Lab #:	304731	Project#:	VALLCO
Client:	WSP	Location:	Vallco Cupertino, CA
Field ID:	W-2-(10)	Basis:	as received
Lab ID:	304731-061	Diln Fac:	1.000
Matrix:	Soil	Sampled:	10/31/18
Units:	mg/Kg	Received:	11/01/18

Analyte	Result	RL	MDL	Batch#	Prepared	Analyzed	Prep	Analysis
Antimony	ND	2.0	0.14	265253	11/07/18	11/07/18	EPA 3050B	EPA 6010B
Arsenic	3.7	1.5	0.22	265253	11/07/18	11/07/18	EPA 3050B	EPA 6010B
Barium	81	0.27	0.032	265253	11/07/18	11/07/18	EPA 3050B	EPA 6010B
Beryllium	0.60	0.11	0.022	265253	11/07/18	11/07/18	EPA 3050B	EPA 6010B
Cadmium	0.35	0.27	0.055	265253	11/07/18	11/07/18	EPA 3050B	EPA 6010B
Chromium	58	0.27	0.055	265253	11/07/18	11/07/18	EPA 3050B	EPA 6010B
Cobalt	11	0.27	0.055	265253	11/07/18	11/07/18	EPA 3050B	EPA 6010B
Copper	35	0.27	0.061	265253	11/07/18	11/07/18	EPA 3050B	EPA 6010B
Lead	5.0	1.0	0.14	265253	11/07/18	11/07/18	EPA 3050B	EPA 6010B
Mercury	0.12	0.017	0.0030	265299	11/08/18	11/08/18	METHOD	EPA 7471A
Molybdenum	0.21 J	0.27	0.061	265253	11/07/18	11/07/18	EPA 3050B	EPA 6010B
Nickel	69	0.27	0.076	265253	11/07/18	11/07/18	EPA 3050B	EPA 6010B
Selenium	ND	2.0	0.25	265253	11/07/18	11/07/18	EPA 3050B	EPA 6010B
Silver	ND	0.27	0.055	265253	11/07/18	11/07/18	EPA 3050B	EPA 6010B
Thallium	ND	0.55	0.17	265253	11/07/18	11/07/18	EPA 3050B	EPA 6010B
Vanadium	66	0.27	0.055	265253	11/07/18	11/07/18	EPA 3050B	EPA 6010B
Zinc	53	1.1	0.22	265253	11/07/18	11/07/18	EPA 3050B	EPA 6010B

J= Estimated value

ND= Not Detected at or above MDL

RL= Reporting Limit

MDL= Method Detection Limit

California Title 22 Metals

Lab #:	304731	Project#:	VALLCO
Client:	WSP	Location:	Vallco Cupertino, CA
Field ID:	W-2-(15)	Basis:	as received
Lab ID:	304731-062	Diln Fac:	1.000
Matrix:	Soil	Sampled:	10/31/18
Units:	mg/Kg	Received:	11/01/18

Analyte	Result	RL	MDL	Batch#	Prepared	Analyzed	Prep	Analysis
Antimony	ND	2.0	0.14	265253	11/07/18	11/07/18	EPA 3050B	EPA 6010B
Arsenic	4.1	1.5	0.21	265253	11/07/18	11/07/18	EPA 3050B	EPA 6010B
Barium	100	0.26	0.030	265253	11/07/18	11/07/18	EPA 3050B	EPA 6010B
Beryllium	0.64	0.10	0.021	265253	11/07/18	11/07/18	EPA 3050B	EPA 6010B
Cadmium	0.29	0.26	0.052	265253	11/07/18	11/07/18	EPA 3050B	EPA 6010B
Chromium	47	0.26	0.052	265253	11/07/18	11/07/18	EPA 3050B	EPA 6010B
Cobalt	11	0.26	0.052	265253	11/07/18	11/07/18	EPA 3050B	EPA 6010B
Copper	37	0.26	0.057	265253	11/07/18	11/07/18	EPA 3050B	EPA 6010B
Lead	6.3	1.0	0.13	265253	11/07/18	11/07/18	EPA 3050B	EPA 6010B
Mercury	0.13	0.017	0.0030	265299	11/08/18	11/08/18	METHOD	EPA 7471A
Molybdenum	0.20 J	0.26	0.057	265253	11/07/18	11/07/18	EPA 3050B	EPA 6010B
Nickel	50	0.26	0.071	265253	11/07/18	11/07/18	EPA 3050B	EPA 6010B
Selenium	ND	2.0	0.23	265253	11/07/18	11/07/18	EPA 3050B	EPA 6010B
Silver	ND	0.26	0.052	265253	11/07/18	11/07/18	EPA 3050B	EPA 6010B
Thallium	ND	0.52	0.16	265253	11/07/18	11/07/18	EPA 3050B	EPA 6010B
Vanadium	68	0.26	0.052	265253	11/07/18	11/07/18	EPA 3050B	EPA 6010B
Zinc	56	1.0	0.21	265253	11/07/18	11/07/18	EPA 3050B	EPA 6010B

J= Estimated value

ND= Not Detected at or above MDL

RL= Reporting Limit

MDL= Method Detection Limit

California Title 22 Metals

Lab #:	304731	Project#:	VALLCO
Client:	WSP	Location:	Vallco Cupertino, CA
Field ID:	W-2-(20)	Basis:	as received
Lab ID:	304731-063	Diln Fac:	1.000
Matrix:	Soil	Sampled:	10/31/18
Units:	mg/Kg	Received:	11/01/18

Analyte	Result	RL	MDL	Batch#	Prepared	Analyzed	Prep	Analysis
Antimony	ND	1.9	0.13	265253	11/07/18	11/07/18	EPA 3050B	EPA 6010B
Arsenic	3.5	1.4	0.19	265253	11/07/18	11/07/18	EPA 3050B	EPA 6010B
Barium	110	0.24	0.028	265253	11/07/18	11/07/18	EPA 3050B	EPA 6010B
Beryllium	0.55	0.096	0.019	265253	11/07/18	11/07/18	EPA 3050B	EPA 6010B
Cadmium	0.71	0.24	0.048	265253	11/07/18	11/07/18	EPA 3050B	EPA 6010B
Chromium	60	0.24	0.048	265253	11/07/18	11/07/18	EPA 3050B	EPA 6010B
Cobalt	9.7	0.24	0.048	265253	11/07/18	11/07/18	EPA 3050B	EPA 6010B
Copper	26	0.24	0.053	265253	11/07/18	11/07/18	EPA 3050B	EPA 6010B
Lead	4.9	0.96	0.12	265253	11/07/18	11/07/18	EPA 3050B	EPA 6010B
Mercury	0.081	0.016	0.0027	265299	11/08/18	11/08/18	METHOD	EPA 7471A
Molybdenum	2.0	0.24	0.053	265253	11/07/18	11/07/18	EPA 3050B	EPA 6010B
Nickel	57	0.24	0.066	265253	11/07/18	11/07/18	EPA 3050B	EPA 6010B
Selenium	ND	1.9	0.22	265253	11/07/18	11/07/18	EPA 3050B	EPA 6010B
Silver	1.1	0.24	0.048	265253	11/07/18	11/07/18	EPA 3050B	EPA 6010B
Thallium	ND	0.48	0.14	265253	11/07/18	11/07/18	EPA 3050B	EPA 6010B
Vanadium	56	0.24	0.048	265253	11/07/18	11/07/18	EPA 3050B	EPA 6010B
Zinc	44	0.96	0.19	265253	11/07/18	11/07/18	EPA 3050B	EPA 6010B

ND= Not Detected at or above MDL

RL= Reporting Limit

MDL= Method Detection Limit

California Title 22 Metals

Lab #:	304731	Project#:	VALLCO
Client:	WSP	Location:	Vallco Cupertino, CA
Field ID:	W-3-(1)	Basis:	as received
Lab ID:	304731-064	Diln Fac:	1.000
Matrix:	Soil	Sampled:	10/31/18
Units:	mg/Kg	Received:	11/01/18

Analyte	Result	RL	MDL	Batch#	Prepared	Analyzed	Prep	Analysis
Antimony	ND	2.0	0.14	265253	11/07/18	11/07/18	EPA 3050B	EPA 6010B
Arsenic	3.4	1.5	0.22	265253	11/07/18	11/07/18	EPA 3050B	EPA 6010B
Barium	460	0.27	0.032	265253	11/07/18	11/07/18	EPA 3050B	EPA 6010B
Beryllium	0.24	0.11	0.022	265253	11/07/18	11/07/18	EPA 3050B	EPA 6010B
Cadmium	0.45	0.27	0.054	265253	11/07/18	11/07/18	EPA 3050B	EPA 6010B
Chromium	27	0.27	0.054	265253	11/07/18	11/07/18	EPA 3050B	EPA 6010B
Cobalt	8.6	0.27	0.054	265253	11/07/18	11/07/18	EPA 3050B	EPA 6010B
Copper	19	0.27	0.060	265253	11/07/18	11/07/18	EPA 3050B	EPA 6010B
Lead	1.1	1.0	0.14	265253	11/07/18	11/07/18	EPA 3050B	EPA 6010B
Mercury	0.24	0.016	0.0028	265299	11/08/18	11/08/18	METHOD	EPA 7471A
Molybdenum	0.31	0.27	0.059	265253	11/07/18	11/07/18	EPA 3050B	EPA 6010B
Nickel	47	0.27	0.074	265253	11/07/18	11/07/18	EPA 3050B	EPA 6010B
Selenium	ND	2.0	0.24	265253	11/07/18	11/07/18	EPA 3050B	EPA 6010B
Silver	ND	0.27	0.054	265253	11/07/18	11/07/18	EPA 3050B	EPA 6010B
Thallium	ND	0.54	0.16	265253	11/07/18	11/07/18	EPA 3050B	EPA 6010B
Vanadium	29	0.27	0.054	265253	11/07/18	11/07/18	EPA 3050B	EPA 6010B
Zinc	31	1.1	0.22	265253	11/07/18	11/07/18	EPA 3050B	EPA 6010B

ND= Not Detected at or above MDL
 RL= Reporting Limit
 MDL= Method Detection Limit

California Title 22 Metals

Lab #:	304731	Project#:	VALLCO
Client:	WSP	Location:	Vallco Cupertino, CA
Field ID:	W-3-(5)	Basis:	as received
Lab ID:	304731-065	Diln Fac:	1.000
Matrix:	Soil	Sampled:	10/31/18
Units:	mg/Kg	Received:	11/01/18

Analyte	Result	RL	MDL	Batch#	Prepared	Analyzed	Prep	Analysis
Antimony	ND	2.0	0.14	265253	11/07/18	11/07/18	EPA 3050B	EPA 6010B
Arsenic	5.0	1.5	0.21	265253	11/07/18	11/07/18	EPA 3050B	EPA 6010B
Barium	99	0.27	0.031	265253	11/07/18	11/07/18	EPA 3050B	EPA 6010B
Beryllium	0.69	0.11	0.021	265253	11/07/18	11/07/18	EPA 3050B	EPA 6010B
Cadmium	0.35	0.27	0.053	265253	11/07/18	11/07/18	EPA 3050B	EPA 6010B
Chromium	57	0.27	0.053	265253	11/07/18	11/07/18	EPA 3050B	EPA 6010B
Cobalt	16	0.27	0.053	265253	11/07/18	11/07/18	EPA 3050B	EPA 6010B
Copper	43	0.27	0.059	265253	11/07/18	11/07/18	EPA 3050B	EPA 6010B
Lead	6.7	1.0	0.14	265253	11/07/18	11/07/18	EPA 3050B	EPA 6010B
Mercury	0.15	0.017	0.0030	265299	11/08/18	11/08/18	METHOD	EPA 7471A
Molybdenum	0.23 J	0.27	0.059	265253	11/07/18	11/07/18	EPA 3050B	EPA 6010B
Nickel	79	0.27	0.074	265253	11/07/18	11/07/18	EPA 3050B	EPA 6010B
Selenium	ND	2.0	0.24	265253	11/07/18	11/07/18	EPA 3050B	EPA 6010B
Silver	ND	0.27	0.053	265253	11/07/18	11/07/18	EPA 3050B	EPA 6010B
Thallium	ND	0.53	0.16	265253	11/07/18	11/07/18	EPA 3050B	EPA 6010B
Vanadium	70	0.27	0.053	265253	11/07/18	11/07/18	EPA 3050B	EPA 6010B
Zinc	54	1.1	0.21	265253	11/07/18	11/07/18	EPA 3050B	EPA 6010B

J= Estimated value

ND= Not Detected at or above MDL

RL= Reporting Limit

MDL= Method Detection Limit

California Title 22 Metals			
Lab #:	304731	Project#:	VALLCO
Client:	WSP	Location:	Vallco Cupertino, CA
Field ID:	W-3-(10)	Basis:	as received
Lab ID:	304731-066	Diln Fac:	1.000
Matrix:	Soil	Sampled:	10/31/18
Units:	mg/Kg	Received:	11/01/18

Analyte	Result	RL	MDL	Batch#	Prepared	Analyzed	Prep	Analysis
Antimony	ND	2.0	0.14	265253	11/07/18	11/07/18	EPA 3050B	EPA 6010B
Arsenic	3.9	1.5	0.21	265253	11/07/18	11/07/18	EPA 3050B	EPA 6010B
Barium	84	0.26	0.031	265253	11/07/18	11/07/18	EPA 3050B	EPA 6010B
Beryllium	0.59	0.11	0.021	265253	11/07/18	11/07/18	EPA 3050B	EPA 6010B
Cadmium	0.31	0.26	0.053	265253	11/07/18	11/07/18	EPA 3050B	EPA 6010B
Chromium	54	0.26	0.053	265253	11/07/18	11/07/18	EPA 3050B	EPA 6010B
Cobalt	12	0.26	0.053	265253	11/07/18	11/07/18	EPA 3050B	EPA 6010B
Copper	29	0.26	0.059	265253	11/07/18	11/07/18	EPA 3050B	EPA 6010B
Lead	5.1	1.0	0.14	265253	11/07/18	11/07/18	EPA 3050B	EPA 6010B
Mercury	0.076	0.016	0.0029	265299	11/08/18	11/08/18	METHOD	EPA 7471A
Molybdenum	0.21 J	0.26	0.058	265253	11/07/18	11/07/18	EPA 3050B	EPA 6010B
Nickel	65	0.26	0.073	265253	11/07/18	11/07/18	EPA 3050B	EPA 6010B
Selenium	ND	2.0	0.24	265253	11/07/18	11/07/18	EPA 3050B	EPA 6010B
Silver	ND	0.26	0.053	265253	11/07/18	11/07/18	EPA 3050B	EPA 6010B
Thallium	ND	0.53	0.16	265253	11/07/18	11/07/18	EPA 3050B	EPA 6010B
Vanadium	63	0.26	0.053	265253	11/07/18	11/07/18	EPA 3050B	EPA 6010B
Zinc	49	1.1	0.21	265253	11/07/18	11/07/18	EPA 3050B	EPA 6010B

J= Estimated value

ND= Not Detected at or above MDL

RL= Reporting Limit

MDL= Method Detection Limit

California Title 22 Metals			
Lab #:	304731	Project#:	VALLCO
Client:	WSP	Location:	Vallco Cupertino, CA
Field ID:	W-3-(15)	Basis:	as received
Lab ID:	304731-067	Diln Fac:	1.000
Matrix:	Soil	Sampled:	10/31/18
Units:	mg/Kg	Received:	11/01/18

Analyte	Result	RL	MDL	Batch#	Prepared	Analyzed	Prep	Analysis
Antimony	ND	1.9	0.13	265253	11/07/18	11/07/18	EPA 3050B	EPA 6010B
Arsenic	5.9	1.5	0.20	265253	11/07/18	11/07/18	EPA 3050B	EPA 6010B
Barium	130	0.24	0.029	265253	11/07/18	11/07/18	EPA 3050B	EPA 6010B
Beryllium	0.68	0.097	0.019	265253	11/07/18	11/07/18	EPA 3050B	EPA 6010B
Cadmium	0.36	0.24	0.049	265253	11/07/18	11/07/18	EPA 3050B	EPA 6010B
Chromium	53	0.24	0.049	265253	11/07/18	11/07/18	EPA 3050B	EPA 6010B
Cobalt	13	0.24	0.049	265253	11/07/18	11/07/18	EPA 3050B	EPA 6010B
Copper	39	0.24	0.054	265253	11/07/18	11/07/18	EPA 3050B	EPA 6010B
Lead	8.1	0.97	0.12	265253	11/07/18	11/07/18	EPA 3050B	EPA 6010B
Mercury	0.073	0.016	0.0029	265299	11/08/18	11/08/18	METHOD	EPA 7471A
Molybdenum	0.26	0.24	0.054	265253	11/07/18	11/07/18	EPA 3050B	EPA 6010B
Nickel	74	0.24	0.067	265253	11/07/18	11/07/18	EPA 3050B	EPA 6010B
Selenium	ND	1.9	0.22	265253	11/07/18	11/07/18	EPA 3050B	EPA 6010B
Silver	ND	0.24	0.049	265253	11/07/18	11/07/18	EPA 3050B	EPA 6010B
Thallium	ND	0.49	0.15	265253	11/07/18	11/07/18	EPA 3050B	EPA 6010B
Vanadium	55	0.24	0.049	265253	11/07/18	11/07/18	EPA 3050B	EPA 6010B
Zinc	55	0.97	0.19	265253	11/07/18	11/07/18	EPA 3050B	EPA 6010B

ND= Not Detected at or above MDL

RL= Reporting Limit

MDL= Method Detection Limit

California Title 22 Metals

Lab #:	304731	Project#:	VALLCO
Client:	WSP	Location:	Vallco Cupertino, CA
Field ID:	W-3-(20)	Basis:	as received
Lab ID:	304731-068	Diln Fac:	1.000
Matrix:	Soil	Sampled:	10/31/18
Units:	mg/Kg	Received:	11/01/18

Analyte	Result	RL	MDL	Batch#	Prepared	Analyzed	Prep	Analysis
Antimony	ND	1.9	0.12	265253	11/07/18	11/07/18	EPA 3050B	EPA 6010B
Arsenic	5.9	1.4	0.19	265253	11/07/18	11/07/18	EPA 3050B	EPA 6010B
Barium	130	0.24	0.028	265253	11/07/18	11/07/18	EPA 3050B	EPA 6010B
Beryllium	0.76	0.094	0.019	265253	11/07/18	11/07/18	EPA 3050B	EPA 6010B
Cadmium	0.44	0.24	0.047	265253	11/07/18	11/07/18	EPA 3050B	EPA 6010B
Chromium	44	0.24	0.047	265253	11/07/18	11/07/18	EPA 3050B	EPA 6010B
Cobalt	13	0.24	0.047	265253	11/07/18	11/07/18	EPA 3050B	EPA 6010B
Copper	33	0.24	0.052	265253	11/07/18	11/07/18	EPA 3050B	EPA 6010B
Lead	9.1	0.94	0.12	265253	11/07/18	11/07/18	EPA 3050B	EPA 6010B
Mercury	0.16	0.017	0.0030	265299	11/08/18	11/08/18	METHOD	EPA 7471A
Molybdenum	0.61	0.24	0.052	265253	11/07/18	11/07/18	EPA 3050B	EPA 6010B
Nickel	65	0.24	0.065	265253	11/07/18	11/07/18	EPA 3050B	EPA 6010B
Selenium	ND	1.9	0.21	265253	11/07/18	11/07/18	EPA 3050B	EPA 6010B
Silver	ND	0.24	0.047	265253	11/07/18	11/07/18	EPA 3050B	EPA 6010B
Thallium	ND	0.47	0.14	265253	11/07/18	11/07/18	EPA 3050B	EPA 6010B
Vanadium	55	0.24	0.047	265253	11/07/18	11/07/18	EPA 3050B	EPA 6010B
Zinc	66	0.94	0.19	265253	11/07/18	11/07/18	EPA 3050B	EPA 6010B

ND= Not Detected at or above MDL
 RL= Reporting Limit
 MDL= Method Detection Limit

California Title 22 Metals			
Lab #:	304731	Project#:	VALLCO
Client:	WSP	Location:	Vallco Cupertino, CA
Field ID:	W-4-(1)	Basis:	as received
Lab ID:	304731-069	Diln Fac:	1.000
Matrix:	Soil	Sampled:	10/31/18
Units:	mg/Kg	Received:	11/01/18

Analyte	Result	RL	MDL	Batch#	Prepared	Analyzed	Prep	Analysis
Antimony	ND	2.0	0.13	265253	11/07/18	11/07/18	EPA 3050B	EPA 6010B
Arsenic	5.0	1.5	0.20	265253	11/07/18	11/07/18	EPA 3050B	EPA 6010B
Barium	200	0.25	0.029	265253	11/07/18	11/07/18	EPA 3050B	EPA 6010B
Beryllium	0.72	0.10	0.020	265253	11/07/18	11/07/18	EPA 3050B	EPA 6010B
Cadmium	0.43	0.25	0.050	265253	11/07/18	11/07/18	EPA 3050B	EPA 6010B
Chromium	88	0.25	0.050	265253	11/07/18	11/07/18	EPA 3050B	EPA 6010B
Cobalt	18	0.25	0.050	265253	11/07/18	11/07/18	EPA 3050B	EPA 6010B
Copper	40	0.25	0.056	265253	11/07/18	11/07/18	EPA 3050B	EPA 6010B
Lead	8.0	1.0	0.13	265253	11/07/18	11/07/18	EPA 3050B	EPA 6010B
Mercury	0.13	0.017	0.0030	265299	11/08/18	11/08/18	METHOD	EPA 7471A
Molybdenum	0.20 J	0.25	0.055	265253	11/07/18	11/07/18	EPA 3050B	EPA 6010B
Nickel	96	0.25	0.069	265253	11/07/18	11/07/18	EPA 3050B	EPA 6010B
Selenium	ND	2.0	0.22	265253	11/07/18	11/07/18	EPA 3050B	EPA 6010B
Silver	ND	0.25	0.050	265253	11/07/18	11/07/18	EPA 3050B	EPA 6010B
Thallium	ND	0.50	0.15	265253	11/07/18	11/07/18	EPA 3050B	EPA 6010B
Vanadium	71	0.25	0.050	265253	11/07/18	11/07/18	EPA 3050B	EPA 6010B
Zinc	64	1.0	0.20	265253	11/07/18	11/07/18	EPA 3050B	EPA 6010B

J= Estimated value

ND= Not Detected at or above MDL

RL= Reporting Limit

MDL= Method Detection Limit

California Title 22 Metals			
Lab #:	304731	Project#:	VALLCO
Client:	WSP	Location:	Vallco Cupertino, CA
Field ID:	W-4-(5)	Basis:	as received
Lab ID:	304731-070	Diln Fac:	1.000
Matrix:	Soil	Sampled:	10/31/18
Units:	mg/Kg	Received:	11/01/18

Analyte	Result	RL	MDL	Batch#	Prepared	Analyzed	Prep	Analysis
Antimony	ND	1.9	0.12	265253	11/07/18	11/07/18	EPA 3050B	EPA 6010B
Arsenic	4.0	1.4	0.19	265253	11/07/18	11/07/18	EPA 3050B	EPA 6010B
Barium	150	0.23	0.027	265253	11/07/18	11/07/18	EPA 3050B	EPA 6010B
Beryllium	0.61	0.093	0.019	265253	11/07/18	11/07/18	EPA 3050B	EPA 6010B
Cadmium	0.37	0.23	0.047	265253	11/07/18	11/07/18	EPA 3050B	EPA 6010B
Chromium	58	0.23	0.047	265253	11/07/18	11/07/18	EPA 3050B	EPA 6010B
Cobalt	14	0.23	0.047	265253	11/07/18	11/07/18	EPA 3050B	EPA 6010B
Copper	26	0.23	0.052	265253	11/07/18	11/07/18	EPA 3050B	EPA 6010B
Lead	6.3	0.93	0.12	265253	11/07/18	11/07/18	EPA 3050B	EPA 6010B
Mercury	0.063	0.016	0.0029	265299	11/08/18	11/08/18	METHOD	EPA 7471A
Molybdenum	0.17 J	0.23	0.052	265253	11/07/18	11/07/18	EPA 3050B	EPA 6010B
Nickel	66	0.23	0.065	265253	11/07/18	11/07/18	EPA 3050B	EPA 6010B
Selenium	ND	1.9	0.21	265253	11/07/18	11/07/18	EPA 3050B	EPA 6010B
Silver	ND	0.23	0.047	265253	11/07/18	11/07/18	EPA 3050B	EPA 6010B
Thallium	ND	0.47	0.14	265253	11/07/18	11/07/18	EPA 3050B	EPA 6010B
Vanadium	60	0.23	0.047	265253	11/07/18	11/07/18	EPA 3050B	EPA 6010B
Zinc	57	0.93	0.19	265253	11/07/18	11/07/18	EPA 3050B	EPA 6010B

J= Estimated value

ND= Not Detected at or above MDL

RL= Reporting Limit

MDL= Method Detection Limit

California Title 22 Metals

Lab #:	304731	Project#:	VALLCO
Client:	WSP	Location:	Vallco Cupertino, CA
Field ID:	W-4-(10)	Basis:	as received
Lab ID:	304731-071	Diln Fac:	1.000
Matrix:	Soil	Sampled:	10/31/18
Units:	mg/Kg	Received:	11/01/18

Analyte	Result	RL	MDL	Batch#	Prepared	Analyzed	Prep	Analysis
Antimony	ND	2.0	0.14	265253	11/07/18	11/07/18	EPA 3050B	EPA 6010B
Arsenic	8.1	1.5	0.21	265253	11/07/18	11/07/18	EPA 3050B	EPA 6010B
Barium	180	0.27	0.031	265253	11/07/18	11/07/18	EPA 3050B	EPA 6010B
Beryllium	0.95	0.11	0.021	265253	11/07/18	11/07/18	EPA 3050B	EPA 6010B
Cadmium	0.57	0.27	0.053	265253	11/07/18	11/07/18	EPA 3050B	EPA 6010B
Chromium	71	0.27	0.053	265253	11/07/18	11/07/18	EPA 3050B	EPA 6010B
Cobalt	23	0.27	0.053	265253	11/07/18	11/07/18	EPA 3050B	EPA 6010B
Copper	58	0.27	0.059	265253	11/07/18	11/07/18	EPA 3050B	EPA 6010B
Lead	12	1.0	0.14	265253	11/07/18	11/07/18	EPA 3050B	EPA 6010B
Mercury	0.11	0.017	0.0030	265299	11/08/18	11/08/18	METHOD	EPA 7471A
Molybdenum	0.54	0.27	0.059	265253	11/07/18	11/07/18	EPA 3050B	EPA 6010B
Nickel	120	0.27	0.074	265253	11/07/18	11/07/18	EPA 3050B	EPA 6010B
Selenium	ND	2.0	0.24	265253	11/07/18	11/07/18	EPA 3050B	EPA 6010B
Silver	ND	0.27	0.053	265253	11/07/18	11/07/18	EPA 3050B	EPA 6010B
Thallium	ND	0.53	0.16	265253	11/07/18	11/07/18	EPA 3050B	EPA 6010B
Vanadium	79	0.27	0.053	265253	11/07/18	11/07/18	EPA 3050B	EPA 6010B
Zinc	89	1.1	0.21	265253	11/07/18	11/07/18	EPA 3050B	EPA 6010B

ND= Not Detected at or above MDL

RL= Reporting Limit

MDL= Method Detection Limit

California Title 22 Metals			
Lab #:	304731	Project#:	VALLCO
Client:	WSP	Location:	Vallco Cupertino, CA
Field ID:	W-4-(15)	Basis:	as received
Lab ID:	304731-072	Diln Fac:	1.000
Matrix:	Soil	Sampled:	10/31/18
Units:	mg/Kg	Received:	11/01/18

Analyte	Result	RL	MDL	Batch#	Prepared	Analyzed	Prep	Analysis
Antimony	0.65 J	2.0	0.068	265238	11/06/18	11/07/18	EPA 3050B	EPA 6010B
Arsenic	5.8	1.5	0.066	265238	11/06/18	11/07/18	EPA 3050B	EPA 6010B
Barium	130	0.25	0.030	265238	11/06/18	11/07/18	EPA 3050B	EPA 6010B
Beryllium	0.61	0.099	0.0099	265238	11/06/18	11/07/18	EPA 3050B	EPA 6010B
Cadmium	0.38	0.25	0.050	265238	11/06/18	11/07/18	EPA 3050B	EPA 6010B
Chromium	51	0.25	0.049	265238	11/06/18	11/07/18	EPA 3050B	EPA 6010B
Cobalt	14	0.25	0.014	265238	11/06/18	11/07/18	EPA 3050B	EPA 6010B
Copper	36	0.25	0.056	265238	11/06/18	11/07/18	EPA 3050B	EPA 6010B
Lead	8.6	0.99	0.056	265238	11/06/18	11/07/18	EPA 3050B	EPA 6010B
Mercury	0.13	0.017	0.0030	265299	11/08/18	11/08/18	METHOD	EPA 7471A
Molybdenum	0.72	0.25	0.026	265238	11/06/18	11/07/18	EPA 3050B	EPA 6010B
Nickel	70	0.25	0.050	265238	11/06/18	11/07/18	EPA 3050B	EPA 6010B
Selenium	ND	2.0	0.19	265238	11/06/18	11/07/18	EPA 3050B	EPA 6010B
Silver	ND	0.25	0.030	265238	11/06/18	11/07/18	EPA 3050B	EPA 6010B
Thallium	ND	0.50	0.089	265238	11/06/18	11/07/18	EPA 3050B	EPA 6010B
Vanadium	49	0.25	0.052	265238	11/06/18	11/07/18	EPA 3050B	EPA 6010B
Zinc	60	0.99	0.21	265238	11/06/18	11/07/18	EPA 3050B	EPA 6010B

J= Estimated value

ND= Not Detected at or above MDL

RL= Reporting Limit

MDL= Method Detection Limit

California Title 22 Metals			
Lab #:	304731	Project#:	VALLCO
Client:	WSP	Location:	Vallco Cupertino, CA
Field ID:	W-4-(20)	Basis:	as received
Lab ID:	304731-073	Diln Fac:	1.000
Matrix:	Soil	Sampled:	10/31/18
Units:	mg/Kg	Received:	11/01/18

Analyte	Result	RL	MDL	Batch#	Prepared	Analyzed	Prep	Analysis
Antimony	0.26 J	1.9	0.067	265238	11/06/18	11/07/18	EPA 3050B	EPA 6010B
Arsenic	5.0	1.5	0.064	265238	11/06/18	11/07/18	EPA 3050B	EPA 6010B
Barium	130	0.24	0.029	265238	11/06/18	11/07/18	EPA 3050B	EPA 6010B
Beryllium	0.60	0.097	0.0097	265238	11/06/18	11/07/18	EPA 3050B	EPA 6010B
Cadmium	0.48	0.24	0.049	265238	11/06/18	11/07/18	EPA 3050B	EPA 6010B
Chromium	51	0.24	0.048	265238	11/06/18	11/07/18	EPA 3050B	EPA 6010B
Cobalt	13	0.24	0.014	265238	11/06/18	11/07/18	EPA 3050B	EPA 6010B
Copper	34	0.24	0.055	265238	11/06/18	11/07/18	EPA 3050B	EPA 6010B
Lead	8.3	0.97	0.055	265238	11/06/18	11/07/18	EPA 3050B	EPA 6010B
Mercury	0.088	0.017	0.0030	265299	11/08/18	11/08/18	METHOD	EPA 7471A
Molybdenum	0.65	0.24	0.025	265238	11/06/18	11/07/18	EPA 3050B	EPA 6010B
Nickel	59	0.24	0.049	265238	11/06/18	11/07/18	EPA 3050B	EPA 6010B
Selenium	ND	1.9	0.18	265238	11/06/18	11/07/18	EPA 3050B	EPA 6010B
Silver	ND	0.24	0.029	265238	11/06/18	11/07/18	EPA 3050B	EPA 6010B
Thallium	ND	0.49	0.087	265238	11/06/18	11/07/18	EPA 3050B	EPA 6010B
Vanadium	49	0.24	0.051	265238	11/06/18	11/07/18	EPA 3050B	EPA 6010B
Zinc	69	0.97	0.21	265238	11/06/18	11/07/18	EPA 3050B	EPA 6010B

J= Estimated value

ND= Not Detected at or above MDL

RL= Reporting Limit

MDL= Method Detection Limit

Batch QC Report

California Title 22 Metals			
Lab #:	304731	Location:	Vallco Cupertino, CA
Client:	WSP	Prep:	EPA 3050B
Project#:	VALLCO	Analysis:	EPA 6010B
Type:	BLANK	Diln Fac:	1.000
Lab ID:	QC954481	Batch#:	265200
Matrix:	Soil	Prepared:	11/05/18
Units:	mg/Kg	Analyzed:	11/06/18

Analyte	Result	RL	MDL
Antimony	ND	2.0	0.068
Arsenic	ND	1.5	0.066
Barium	ND	0.25	0.030
Beryllium	ND	0.099	0.0099
Cadmium	ND	0.25	0.016
Chromium	ND	0.25	0.049
Cobalt	ND	0.25	0.014
Copper	ND	0.25	0.056
Lead	ND	0.99	0.056
Molybdenum	ND	0.25	0.026
Nickel	ND	0.25	0.050
Selenium	ND	2.0	0.19
Silver	ND	0.25	0.030
Thallium	ND	0.50	0.089
Vanadium	ND	0.25	0.052
Zinc	ND	0.99	0.21

ND= Not Detected at or above MDL

RL= Reporting Limit

MDL= Method Detection Limit

Batch QC Report

California Title 22 Metals			
Lab #:	304731	Location:	Vallco Cupertino, CA
Client:	WSP	Prep:	EPA 3050B
Project#:	VALLCO	Analysis:	EPA 6010B
Matrix:	Soil	Batch#:	265200
Units:	mg/Kg	Prepared:	11/05/18
Diln Fac:	1.000	Analyzed:	11/06/18

Type: BS Lab ID: QC954482

Analyte	Spiked	Result	%REC	Limits
Antimony	52.08	52.49	101	80-120
Arsenic	52.08	52.64	101	80-120
Barium	52.08	54.14	104	80-120
Beryllium	26.04	27.32	105	80-120
Cadmium	52.08	52.39	101	80-120
Chromium	52.08	54.22	104	80-120
Cobalt	52.08	53.10	102	80-120
Copper	52.08	52.68	101	80-120
Lead	52.08	53.69	103	80-120
Molybdenum	52.08	54.01	104	80-120
Nickel	52.08	53.52	103	80-120
Selenium	52.08	51.97	100	80-120
Silver	5.208	5.190	100	80-120
Thallium	52.08	53.61	103	80-120
Vanadium	52.08	53.43	103	80-120
Zinc	52.08	54.52	105	80-120

Type: BSD Lab ID: QC954483

Analyte	Spiked	Result	%REC	Limits	RPD	Lim
Antimony	50.00	50.03	100	80-120	1	20
Arsenic	50.00	50.71	101	80-120	0	20
Barium	50.00	51.45	103	80-120	1	20
Beryllium	25.00	25.91	104	80-120	1	20
Cadmium	50.00	49.74	99	80-120	1	20
Chromium	50.00	51.41	103	80-120	1	20
Cobalt	50.00	50.46	101	80-120	1	20
Copper	50.00	49.71	99	80-120	2	20
Lead	50.00	51.11	102	80-120	1	20
Molybdenum	50.00	51.32	103	80-120	1	20
Nickel	50.00	50.80	102	80-120	1	20
Selenium	50.00	49.05	98	80-120	2	20
Silver	5.000	4.955	99	80-120	1	20
Thallium	50.00	50.97	102	80-120	1	20
Vanadium	50.00	50.83	102	80-120	1	20
Zinc	50.00	51.96	104	80-120	1	20

RPD= Relative Percent Difference

Batch QC Report

California Title 22 Metals			
Lab #:	304731	Location:	Vallco Cupertino, CA
Client:	WSP	Prep:	EPA 3050B
Project#:	VALLCO	Analysis:	EPA 6010B
Field ID:	S-3-(10)	Batch#:	265200
MSS Lab ID:	304731-013	Sampled:	10/30/18
Matrix:	Soil	Received:	11/01/18
Units:	mg/Kg	Prepared:	11/05/18
Basis:	as received	Analyzed:	11/06/18
Diln Fac:	1.000		

Type: MS Lab ID: QC954484

Analyte	MSS Result	Spiked	Result	%REC	Limits
Antimony	0.8112	50.00	11.75	22 *	75-120
Arsenic	2.506	50.00	48.96	93	80-124
Barium	153.2	50.00	177.7	49 *	75-125
Beryllium	0.5300	25.00	23.75	93	80-120
Cadmium	0.2010	50.00	48.51	97	80-120
Chromium	93.23	50.00	130.1	74 *	75-125
Cobalt	16.29	50.00	59.46	86	75-120
Copper	28.40	50.00	75.59	94	77-125
Lead	5.477	50.00	49.05	87	75-125
Molybdenum	0.3240	50.00	40.54	80	75-120
Nickel	79.92	50.00	115.0	70 *	75-125
Selenium	<0.1902	50.00	43.67	87	75-121
Silver	<0.03030	5.000	4.496	90	75-120
Thallium	<0.09083	50.00	40.80	82	75-120
Vanadium	74.80	50.00	119.4	89	75-125
Zinc	46.86	50.00	89.72	86	75-125

Type: MSD Lab ID: QC954485

Analyte	Spiked	Result	%REC	Limits	RPD	Lim
Antimony	50.00	11.12	21 *	75-120	6	20
Arsenic	50.00	49.40	94	80-124	1	20
Barium	50.00	154.2	2 *	75-125	14	20
Beryllium	25.00	23.57	92	80-120	1	20
Cadmium	50.00	48.60	97	80-120	0	20
Chromium	50.00	118.0	49 *	75-125	10	20
Cobalt	50.00	59.65	87	75-120	0	20
Copper	50.00	70.50	84	77-125	7	20
Lead	50.00	49.20	87	75-125	0	20
Molybdenum	50.00	40.32	80	75-120	1	20
Nickel	50.00	106.2	53 *	75-125	8	20
Selenium	50.00	44.91	90	75-121	3	20
Silver	5.000	4.548	91	75-120	1	20
Thallium	50.00	40.73	81	75-120	0	20
Vanadium	50.00	112.0	74 *	75-125	6	20
Zinc	50.00	83.11	73 *	75-125	8	20

*= Value outside of QC limits; see narrative

RPD= Relative Percent Difference

Batch QC Report

California Title 22 Metals			
Lab #:	304731	Location:	Vallco Cupertino, CA
Client:	WSP	Prep:	EPA 3050B
Project#:	VALLCO	Analysis:	EPA 6010B
Type:	BLANK	Diln Fac:	1.000
Lab ID:	QC954486	Batch#:	265201
Matrix:	Soil	Prepared:	11/05/18
Units:	mg/Kg	Analyzed:	11/06/18

Analyte	Result	RL	MDL
Antimony	ND	2.0	0.075
Arsenic	0.12 J	1.5	0.072
Barium	ND	0.27	0.033
Beryllium	ND	0.11	0.011
Cadmium	ND	0.27	0.018
Chromium	ND	0.27	0.053
Cobalt	ND	0.27	0.016
Copper	ND	0.27	0.062
Lead	ND	1.0	0.061
Molybdenum	0.032 J	0.27	0.028
Nickel	ND	0.27	0.054
Selenium	ND	2.0	0.20
Silver	ND	0.27	0.033
Thallium	ND	0.54	0.098
Vanadium	ND	0.27	0.057
Zinc	ND	1.1	0.23

J= Estimated value

ND= Not Detected at or above MDL

RL= Reporting Limit

MDL= Method Detection Limit

Batch QC Report

California Title 22 Metals			
Lab #:	304731	Location:	Vallco Cupertino, CA
Client:	WSP	Prep:	EPA 3050B
Project#:	VALLCO	Analysis:	EPA 6010B
Matrix:	Soil	Batch#:	265201
Units:	mg/Kg	Prepared:	11/05/18
Diln Fac:	1.000	Analyzed:	11/06/18

Type: BS Lab ID: QC954487

Analyte	Spiked	Result	%REC	Limits
Antimony	52.08	51.39	99	80-120
Arsenic	52.08	51.75	99	80-120
Barium	52.08	52.71	101	80-120
Beryllium	26.04	26.59	102	80-120
Cadmium	52.08	50.91	98	80-120
Chromium	52.08	52.68	101	80-120
Cobalt	52.08	51.71	99	80-120
Copper	52.08	50.99	98	80-120
Lead	52.08	52.52	101	80-120
Molybdenum	52.08	52.56	101	80-120
Nickel	52.08	52.05	100	80-120
Selenium	52.08	51.00	98	80-120
Silver	5.208	5.061	97	80-120
Thallium	52.08	52.43	101	80-120
Vanadium	52.08	52.23	100	80-120
Zinc	52.08	53.44	103	80-120

Type: BSD Lab ID: QC954488

Analyte	Spiked	Result	%REC	Limits	RPD	Lim
Antimony	52.08	52.29	100	80-120	2	20
Arsenic	52.08	52.06	100	80-120	1	20
Barium	52.08	53.31	102	80-120	1	20
Beryllium	26.04	26.70	103	80-120	0	20
Cadmium	52.08	51.58	99	80-120	1	20
Chromium	52.08	53.55	103	80-120	2	20
Cobalt	52.08	52.58	101	80-120	2	20
Copper	52.08	51.55	99	80-120	1	20
Lead	52.08	53.28	102	80-120	1	20
Molybdenum	52.08	53.33	102	80-120	1	20
Nickel	52.08	52.82	101	80-120	1	20
Selenium	52.08	51.03	98	80-120	0	20
Silver	5.208	5.119	98	80-120	1	20
Thallium	52.08	52.76	101	80-120	1	20
Vanadium	52.08	52.77	101	80-120	1	20
Zinc	52.08	53.89	103	80-120	1	20

RPD= Relative Percent Difference

Batch QC Report

California Title 22 Metals			
Lab #:	304731	Location:	Vallco Cupertino, CA
Client:	WSP	Prep:	EPA 3050B
Project#:	VALLCO	Analysis:	EPA 6010B
Field ID:	S-7-(20)	Batch#:	265201
MSS Lab ID:	304731-037	Sampled:	10/30/18
Matrix:	Soil	Received:	11/01/18
Units:	mg/Kg	Prepared:	11/05/18
Basis:	as received	Analyzed:	11/06/18
Diln Fac:	1.000		

Type: MS Lab ID: QC954489

Analyte	MSS Result	Spiked	Result	%REC	Limits
Antimony	0.8989	51.02	13.90	25 *	75-120
Arsenic	2.583	51.02	53.25	99	80-124
Barium	69.43	51.02	113.8	87	75-125
Beryllium	0.3678	25.51	24.67	95	80-120
Cadmium	0.1250	51.02	50.16	98	80-120
Chromium	39.84	51.02	90.39	99	75-125
Cobalt	10.38	51.02	56.01	89	75-120
Copper	31.38	51.02	86.02	107	77-125
Lead	4.757	51.02	51.48	92	75-125
Molybdenum	0.6264	51.02	47.24	91	75-120
Nickel	40.03	51.02	88.43	95	75-125
Selenium	<0.2025	51.02	47.41	93	75-121
Silver	<0.03226	5.102	4.728	93	75-120
Thallium	<0.09669	51.02	45.22	89	75-120
Vanadium	49.20	51.02	99.09	98	75-125
Zinc	43.86	51.02	93.87	98	75-125

Type: MSD Lab ID: QC954490

Analyte	Spiked	Result	%REC	Limits	RPD	Lim
Antimony	53.19	15.87	28 *	75-120	9	20
Arsenic	53.19	56.92	102	80-124	3	20
Barium	53.19	111.8	80	75-125	4	20
Beryllium	26.60	26.65	99	80-120	4	20
Cadmium	53.19	54.57	102	80-120	4	20
Chromium	53.19	94.91	104	75-125	3	20
Cobalt	53.19	61.31	96	75-120	6	20
Copper	53.19	85.26	101	77-125	3	20
Lead	53.19	54.83	94	75-125	2	20
Molybdenum	53.19	51.53	96	75-120	5	20
Nickel	53.19	93.60	101	75-125	3	20
Selenium	53.19	51.88	98	75-121	5	20
Silver	5.319	5.115	96	75-120	4	20
Thallium	53.19	46.87	88	75-120	1	20
Vanadium	53.19	105.1	105	75-125	4	20
Zinc	53.19	98.50	103	75-125	3	20

*= Value outside of QC limits; see narrative

RPD= Relative Percent Difference

Batch QC Report

California Title 22 Metals			
Lab #:	304731	Location:	Vallco Cupertino, CA
Client:	WSP	Prep:	EPA 3050B
Project#:	VALLCO	Analysis:	EPA 6010B
Type:	BLANK	Diln Fac:	1.000
Lab ID:	QC954641	Batch#:	265237
Matrix:	Soil	Prepared:	11/06/18
Units:	mg/Kg	Analyzed:	11/07/18

Analyte	Result	RL	MDL
Antimony	ND	2.0	0.069
Arsenic	0.071 J	1.5	0.066
Barium	ND	0.25	0.030
Beryllium	ND	0.10	0.010
Cadmium	ND	0.25	0.050
Chromium	ND	0.25	0.049
Cobalt	ND	0.25	0.015
Copper	ND	0.25	0.057
Lead	ND	1.0	0.056
Molybdenum	ND	0.25	0.026
Nickel	ND	0.25	0.050
Selenium	ND	2.0	0.19
Silver	ND	0.25	0.030
Thallium	ND	0.50	0.090
Vanadium	ND	0.25	0.052
Zinc	0.26 J	1.0	0.21

J= Estimated value

ND= Not Detected at or above MDL

RL= Reporting Limit

MDL= Method Detection Limit

Batch QC Report

California Title 22 Metals			
Lab #:	304731	Location:	Vallco Cupertino, CA
Client:	WSP	Prep:	EPA 3050B
Project#:	VALLCO	Analysis:	EPA 6010B
Matrix:	Soil	Batch#:	265237
Units:	mg/Kg	Prepared:	11/06/18
Diln Fac:	1.000	Analyzed:	11/07/18

Type: BS Lab ID: QC954642

Analyte	Spiked	Result	%REC	Limits
Antimony	51.02	49.20	96	80-120
Arsenic	51.02	49.18	96	80-120
Barium	51.02	49.70	97	80-120
Beryllium	25.51	25.31	99	80-120
Cadmium	51.02	49.80	98	80-120
Chromium	51.02	49.96	98	80-120
Cobalt	51.02	49.25	97	80-120
Copper	51.02	49.49	97	80-120
Lead	51.02	50.28	99	80-120
Molybdenum	51.02	49.53	97	80-120
Nickel	51.02	49.65	97	80-120
Selenium	51.02	48.57	95	80-120
Silver	5.102	4.813	94	80-120
Thallium	51.02	49.69	97	80-120
Vanadium	51.02	49.35	97	80-120
Zinc	51.02	49.94	98	80-120

Type: BSD Lab ID: QC954643

Analyte	Spiked	Result	%REC	Limits	RPD	Lim
Antimony	51.55	49.81	97	80-120	0	20
Arsenic	51.55	48.90	95	80-120	2	20
Barium	51.55	49.86	97	80-120	1	20
Beryllium	25.77	24.91	97	80-120	3	20
Cadmium	51.55	49.99	97	80-120	1	20
Chromium	51.55	50.21	97	80-120	1	20
Cobalt	51.55	49.55	96	80-120	0	20
Copper	51.55	48.62	94	80-120	3	20
Lead	51.55	50.34	98	80-120	1	20
Molybdenum	51.55	49.85	97	80-120	0	20
Nickel	51.55	49.80	97	80-120	1	20
Selenium	51.55	48.52	94	80-120	1	20
Silver	5.155	4.811	93	80-120	1	20
Thallium	51.55	49.76	97	80-120	1	20
Vanadium	51.55	49.27	96	80-120	1	20
Zinc	51.55	49.67	96	80-120	2	20

RPD= Relative Percent Difference

Batch QC Report

California Title 22 Metals			
Lab #:	304731	Location:	Vallco Cupertino, CA
Client:	WSP	Prep:	EPA 3050B
Project#:	VALLCO	Analysis:	EPA 6010B
Field ID:	S-8-(1)	Batch#:	265237
MSS Lab ID:	304731-038	Sampled:	10/30/18
Matrix:	Soil	Received:	11/01/18
Units:	mg/Kg	Prepared:	11/06/18
Basis:	as received	Analyzed:	11/07/18
Diln Fac:	1.000		

Type: MS Lab ID: QC954644

Analyte	MSS Result	Spiked	Result	%REC	Limits
Antimony	0.8491	49.02	20.96	41 *	75-120
Arsenic	1.758	49.02	51.19	101	80-124
Barium	106.6	49.02	106.3	0 *	75-125
Beryllium	0.2314	24.51	23.92	97	80-120
Cadmium	0.2949	49.02	49.19	100	80-120
Chromium	33.34	49.02	65.95	67 *	75-125
Cobalt	8.272	49.02	49.42	84	75-120
Copper	14.50	49.02	59.84	92	77-125
Lead	2.912	49.02	48.66	93	75-125
Molybdenum	0.3655	49.02	46.90	95	75-120
Nickel	49.73	49.02	64.66	30 *	75-125
Selenium	<0.1712	49.02	48.32	99	75-121
Silver	<0.02727	4.902	4.666	95	75-120
Thallium	<0.08174	49.02	44.84	91	75-120
Vanadium	23.13	49.02	63.82	83	75-125
Zinc	25.74	49.02	66.76	84	75-125

Type: MSD Lab ID: QC954645

Analyte	Spiked	Result	%REC	Limits	RPD	Lim
Antimony	50.00	21.97	42 *	75-120	3	20
Arsenic	50.00	53.14	103	80-124	2	20
Barium	50.00	165.4	118	75-125	43 *	20
Beryllium	25.00	24.24	96	80-120	1	20
Cadmium	50.00	50.99	101	80-120	2	20
Chromium	50.00	68.45	70 *	75-125	3	20
Cobalt	50.00	49.92	83	75-120	1	20
Copper	50.00	59.59	90	77-125	2	20
Lead	50.00	48.75	92	75-125	2	20
Molybdenum	50.00	47.78	95	75-120	0	20
Nickel	50.00	66.41	33 *	75-125	2	20
Selenium	50.00	49.85	100	75-121	1	20
Silver	5.000	4.819	96	75-120	1	20
Thallium	50.00	45.26	91	75-120	1	20
Vanadium	50.00	68.60	91	75-125	6	20
Zinc	50.00	66.36	81	75-125	2	20

*= Value outside of QC limits; see narrative

RPD= Relative Percent Difference

Batch QC Report

California Title 22 Metals			
Lab #:	304731	Location:	Vallco Cupertino, CA
Client:	WSP	Prep:	EPA 3050B
Project#:	VALLCO	Analysis:	EPA 6010B
Type:	BLANK	Diln Fac:	1.000
Lab ID:	QC954646	Batch#:	265238
Matrix:	Soil	Prepared:	11/06/18
Units:	mg/Kg	Analyzed:	11/07/18

Analyte	Result	RL	MDL
Antimony	ND	2.0	0.075
Arsenic	ND	1.5	0.073
Barium	ND	0.27	0.033
Beryllium	ND	0.11	0.011
Cadmium	ND	0.27	0.055
Chromium	ND	0.27	0.054
Cobalt	ND	0.27	0.016
Copper	ND	0.27	0.063
Lead	ND	1.0	0.062
Molybdenum	ND	0.27	0.029
Nickel	ND	0.27	0.055
Selenium	ND	2.0	0.21
Silver	ND	0.27	0.033
Thallium	ND	0.55	0.099
Vanadium	ND	0.27	0.058
Zinc	ND	1.1	0.23

ND= Not Detected at or above MDL

RL= Reporting Limit

MDL= Method Detection Limit

Batch QC Report

California Title 22 Metals			
Lab #:	304731	Location:	Vallco Cupertino, CA
Client:	WSP	Prep:	EPA 3050B
Project#:	VALLCO	Analysis:	EPA 6010B
Matrix:	Soil	Batch#:	265238
Units:	mg/Kg	Prepared:	11/06/18
Diln Fac:	1.000	Analyzed:	11/07/18

Type: BS Lab ID: QC954647

Analyte	Spiked	Result	%REC	Limits
Antimony	52.08	53.17	102	80-120
Arsenic	52.08	52.87	102	80-120
Barium	52.08	53.50	103	80-120
Beryllium	26.04	26.65	102	80-120
Cadmium	52.08	53.41	103	80-120
Chromium	52.08	53.68	103	80-120
Cobalt	52.08	52.95	102	80-120
Copper	52.08	52.37	101	80-120
Lead	52.08	53.50	103	80-120
Molybdenum	52.08	53.26	102	80-120
Nickel	52.08	53.38	102	80-120
Selenium	52.08	52.06	100	80-120
Silver	5.208	5.200	100	80-120
Thallium	52.08	52.84	101	80-120
Vanadium	52.08	52.95	102	80-120
Zinc	52.08	53.29	102	80-120

Type: BSD Lab ID: QC954648

Analyte	Spiked	Result	%REC	Limits	RPD	Lim
Antimony	54.95	54.92	100	80-120	2	20
Arsenic	54.95	54.99	100	80-120	1	20
Barium	54.95	55.62	101	80-120	1	20
Beryllium	27.47	27.70	101	80-120	1	20
Cadmium	54.95	55.80	102	80-120	1	20
Chromium	54.95	55.83	102	80-120	1	20
Cobalt	54.95	54.99	100	80-120	2	20
Copper	54.95	54.79	100	80-120	1	20
Lead	54.95	55.66	101	80-120	1	20
Molybdenum	54.95	55.32	101	80-120	2	20
Nickel	54.95	55.39	101	80-120	2	20
Selenium	54.95	54.27	99	80-120	1	20
Silver	5.495	5.435	99	80-120	1	20
Thallium	54.95	54.98	100	80-120	1	20
Vanadium	54.95	55.32	101	80-120	1	20
Zinc	54.95	55.71	101	80-120	1	20

RPD= Relative Percent Difference

Batch QC Report

California Title 22 Metals			
Lab #:	304731	Location:	Vallco Cupertino, CA
Client:	WSP	Prep:	EPA 3050B
Project#:	VALLCO	Analysis:	EPA 6010B
Field ID:	ZZZZZZZZZZ	Batch#:	265238
MSS Lab ID:	304757-001	Sampled:	11/05/18
Matrix:	Soil	Received:	11/06/18
Units:	mg/Kg	Prepared:	11/06/18
Basis:	as received	Analyzed:	11/07/18
Diln Fac:	1.000		

Type: MS Lab ID: QC954649

Analyte	MSS Result	Spiked	Result	%REC	Limits
Antimony	0.9099	52.63	12.77	23 *	75-120
Arsenic	5.212	52.63	56.45	97	80-124
Barium	262.2	52.63	280.9	36 NM	75-125
Beryllium	0.9043	26.32	26.37	97	80-120
Cadmium	0.1944	52.63	53.85	102	80-120
Chromium	20.69	52.63	76.58	106	75-125
Cobalt	10.12	52.63	60.63	96	75-120
Copper	20.16	52.63	78.54	111	77-125
Lead	10.11	52.63	59.70	94	75-125
Molybdenum	0.3669	52.63	43.09	81	75-120
Nickel	23.46	52.63	76.32	100	75-125
Selenium	<0.2003	52.63	48.27	92	75-121
Silver	<0.03191	5.263	5.051	96	75-120
Thallium	<0.09566	52.63	44.47	84	75-120
Vanadium	39.11	52.63	93.69	104	75-125
Zinc	51.81	52.63	108.3	107	75-125

Type: MSD Lab ID: QC954650

Analyte	Spiked	Result	%REC	Limits	RPD	Lim
Antimony	50.00	11.90	22 *	75-120	2	20
Arsenic	50.00	53.60	97	80-124	1	20
Barium	50.00	281.7	39 NM	75-125	1	20
Beryllium	25.00	25.21	97	80-120	0	20
Cadmium	50.00	52.04	104	80-120	2	20
Chromium	50.00	76.47	112	75-125	4	20
Cobalt	50.00	58.71	97	75-120	1	20
Copper	50.00	75.81	111	77-125	0	20
Lead	50.00	56.79	93	75-125	1	20
Molybdenum	50.00	40.91	81	75-120	0	20
Nickel	50.00	76.51	106	75-125	4	20
Selenium	50.00	45.29	91	75-121	1	20
Silver	5.000	4.833	97	75-120	1	20
Thallium	50.00	41.39	83	75-120	2	20
Vanadium	50.00	91.40	105	75-125	0	20
Zinc	50.00	105.4	107	75-125	0	20

*= Value outside of QC limits; see narrative

NM= Not Meaningful: Sample concentration > 4X spike concentration

RPD= Relative Percent Difference

Batch QC Report

California Title 22 Metals			
Lab #:	304731	Location:	Vallco Cupertino, CA
Client:	WSP	Prep:	EPA 3050B
Project#:	VALLCO	Analysis:	EPA 6010B
Type:	BLANK	Diln Fac:	1.000
Lab ID:	QC954683	Batch#:	265253
Matrix:	Soil	Prepared:	11/07/18
Units:	mg/Kg	Analyzed:	11/07/18

Analyte	Result	RL	MDL
Antimony	0.14 J	2.0	0.14
Arsenic	ND	1.5	0.21
Barium	ND	0.27	0.031
Beryllium	ND	0.11	0.021
Cadmium	ND	0.27	0.053
Chromium	ND	0.27	0.053
Cobalt	ND	0.27	0.053
Copper	ND	0.27	0.059
Lead	ND	1.0	0.14
Molybdenum	ND	0.27	0.059
Nickel	ND	0.27	0.074
Selenium	ND	2.0	0.24
Silver	ND	0.27	0.053
Thallium	0.33 J	0.53	0.16
Vanadium	ND	0.27	0.053
Zinc	0.36 J	1.1	0.21

J= Estimated value

ND= Not Detected at or above MDL

RL= Reporting Limit

MDL= Method Detection Limit

Batch QC Report

California Title 22 Metals			
Lab #:	304731	Location:	Vallco Cupertino, CA
Client:	WSP	Prep:	EPA 3050B
Project#:	VALLCO	Analysis:	EPA 6010B
Matrix:	Soil	Batch#:	265253
Units:	mg/Kg	Prepared:	11/07/18
Diln Fac:	1.000	Analyzed:	11/07/18

Type: BS Lab ID: QC954684

Analyte	Spiked	Result	%REC	Limits
Antimony	47.62	46.04	97	80-120
Arsenic	47.62	51.04	107	80-120
Barium	47.62	46.87	98	80-120
Beryllium	23.81	23.33	98	80-120
Cadmium	47.62	47.40	100	80-120
Chromium	47.62	49.46	104	80-120
Cobalt	47.62	48.59	102	80-120
Copper	47.62	47.78	100	80-120
Lead	47.62	47.45	100	80-120
Molybdenum	47.62	46.46	98	80-120
Nickel	47.62	48.48	102	80-120
Selenium	47.62	50.20	105	80-120
Silver	4.762	4.435	93	80-120
Thallium	47.62	50.88	107	80-120
Vanadium	47.62	50.31	106	80-120
Zinc	47.62	49.16	103	80-120

Type: BSD Lab ID: QC954685

Analyte	Spiked	Result	%REC	Limits	RPD	Lim
Antimony	47.17	47.91	102	80-120	5	20
Arsenic	47.17	52.88	112	80-120	4	20
Barium	47.17	47.53	101	80-120	2	20
Beryllium	23.58	23.82	101	80-120	3	20
Cadmium	47.17	48.71	103	80-120	4	20
Chromium	47.17	51.08	108	80-120	4	20
Cobalt	47.17	49.94	106	80-120	4	20
Copper	47.17	49.29	104	80-120	4	20
Lead	47.17	48.84	104	80-120	4	20
Molybdenum	47.17	47.90	102	80-120	4	20
Nickel	47.17	50.09	106	80-120	4	20
Selenium	47.17	52.04	110	80-120	5	20
Silver	4.717	4.488	95	80-120	2	20
Thallium	47.17	52.55	111	80-120	4	20
Vanadium	47.17	51.77	110	80-120	4	20
Zinc	47.17	50.53	107	80-120	4	20

RPD= Relative Percent Difference

Batch QC Report

California Title 22 Metals			
Lab #:	304731	Location:	Vallco Cupertino, CA
Client:	WSP	Prep:	EPA 3050B
Project#:	VALLCO	Analysis:	EPA 6010B
Field ID:	W-1-(20)	Batch#:	265253
MSS Lab ID:	304731-053	Sampled:	10/31/18
Matrix:	Soil	Received:	11/01/18
Units:	mg/Kg	Prepared:	11/07/18
Basis:	as received	Analyzed:	11/07/18
Diln Fac:	1.000		

Type: MS Lab ID: QC954686

Analyte	MSS Result	Spiked	Result	%REC	Limits
Antimony	<0.1291	52.63	8.878	17 *	75-120
Arsenic	4.456	52.63	57.78	101	80-124
Barium	156.7	52.63	220.3	121	75-125
Beryllium	0.5943	26.32	25.78	96	80-120
Cadmium	0.3302	52.63	54.26	102	80-120
Chromium	79.24	52.63	146.9	129 *	75-125
Cobalt	17.97	52.63	68.26	96	75-120
Copper	38.74	52.63	100.5	117	77-125
Lead	7.182	52.63	53.90	89	75-125
Molybdenum	0.1328	52.63	39.81	75	75-120
Nickel	103.8	52.63	161.4	109	75-125
Selenium	<0.2203	52.63	51.71	98	75-121
Silver	<0.04902	5.263	4.759	90	75-120
Thallium	<0.1476	52.63	47.92	91	75-120
Vanadium	60.63	52.63	121.4	115	75-125
Zinc	57.15	52.63	111.6	103	75-125

Type: MSD Lab ID: QC954687

Analyte	Spiked	Result	%REC	Limits	RPD	Lim
Antimony	53.76	9.763	18 *	75-120	7	20
Arsenic	53.76	58.25	100	80-124	1	20
Barium	53.76	172.1	29 *	75-125	25 *	20
Beryllium	26.88	25.84	94	80-120	2	20
Cadmium	53.76	54.74	101	80-120	1	20
Chromium	53.76	142.6	118	75-125	4	20
Cobalt	53.76	68.28	94	75-120	2	20
Copper	53.76	99.76	113	77-125	2	20
Lead	53.76	59.80	98	75-125	9	20
Molybdenum	53.76	40.80	76	75-120	0	20
Nickel	53.76	158.7	102	75-125	2	20
Selenium	53.76	52.61	98	75-121	0	20
Silver	5.376	4.731	88	75-120	3	20
Thallium	53.76	48.85	91	75-120	0	20
Vanadium	53.76	129.5	128 *	75-125	5	20
Zinc	53.76	110.6	99	75-125	2	20

*= Value outside of QC limits; see narrative

RPD= Relative Percent Difference

Batch QC Report

California Title 22 Metals			
Lab #:	304731	Location:	Vallco Cupertino, CA
Client:	WSP	Prep:	METHOD
Project#:	VALLCO	Analysis:	EPA 7471A
Analyte:	Mercury	Diln Fac:	1.000
Type:	BLANK	Batch#:	265296
Lab ID:	QC954870	Prepared:	11/08/18
Matrix:	Soil	Analyzed:	11/08/18
Units:	mg/Kg		

Result	RL	MDL
ND	0.017	0.0029

ND= Not Detected at or above MDL

RL= Reporting Limit

MDL= Method Detection Limit

Batch QC Report

California Title 22 Metals			
Lab #:	304731	Location:	Vallco Cupertino, CA
Client:	WSP	Prep:	METHOD
Project#:	VALLCO	Analysis:	EPA 7471A
Analyte:	Mercury	Batch#:	265296
Matrix:	Soil	Prepared:	11/08/18
Units:	mg/Kg	Analyzed:	11/08/18
Diln Fac:	1.000		

Type	Lab ID	Spiked	Result	%REC	Limits	RPD	Lim
BS	QC954871	0.1639	0.1656	101	80-120		
BSD	QC954872	0.1786	0.1783	100	80-120	1	20

RPD= Relative Percent Difference

Batch QC Report

California Title 22 Metals			
Lab #:	304731	Location:	Vallco Cupertino, CA
Client:	WSP	Prep:	METHOD
Project#:	VALLCO	Analysis:	EPA 7471A
Analyte:	Mercury	Diln Fac:	1.000
Field ID:	S-1-(1)	Batch#:	265296
MSS Lab ID:	304731-001	Sampled:	10/30/18
Matrix:	Soil	Received:	11/01/18
Units:	mg/Kg	Prepared:	11/08/18
Basis:	as received	Analyzed:	11/08/18

Type	Lab ID	MSS Result	Spiked	Result	%REC	Limits	RPD	Lim
MS	QC954873	0.05226	0.1667	0.2354	110	80-120		
MSD	QC954874		0.1754	0.2461	111	80-120	1	20

RPD= Relative Percent Difference

Batch QC Report

California Title 22 Metals			
Lab #:	304731	Location:	Vallco Cupertino, CA
Client:	WSP	Prep:	METHOD
Project#:	VALLCO	Analysis:	EPA 7471A
Analyte:	Mercury	Diln Fac:	1.000
Type:	BLANK	Batch#:	265297
Lab ID:	QC954875	Prepared:	11/08/18
Matrix:	Soil	Analyzed:	11/08/18
Units:	mg/Kg		

Result	RL	MDL
ND	0.017	0.0030

ND= Not Detected at or above MDL

RL= Reporting Limit

MDL= Method Detection Limit

Batch QC Report

California Title 22 Metals			
Lab #:	304731	Location:	Vallco Cupertino, CA
Client:	WSP	Prep:	METHOD
Project#:	VALLCO	Analysis:	EPA 7471A
Analyte:	Mercury	Batch#:	265297
Matrix:	Soil	Prepared:	11/08/18
Units:	mg/Kg	Analyzed:	11/08/18
Diln Fac:	1.000		

Type	Lab ID	Spiked	Result	%REC	Limits	RPD	Lim
BS	QC954876	0.1818	0.1827	100	80-120		
BSD	QC954877	0.1613	0.1623	101	80-120	0	20

RPD= Relative Percent Difference

Batch QC Report

California Title 22 Metals			
Lab #:	304731	Location:	Vallco Cupertino, CA
Client:	WSP	Prep:	METHOD
Project#:	VALLCO	Analysis:	EPA 7471A
Analyte:	Mercury	Diln Fac:	1.000
Field ID:	S-4-(20)	Batch#:	265297
MSS Lab ID:	304731-020	Sampled:	10/30/18
Matrix:	Soil	Received:	11/01/18
Units:	mg/Kg	Prepared:	11/08/18
Basis:	as received	Analyzed:	11/08/18

Type	Lab ID	MSS Result	Spiked	Result	%REC	Limits	RPD	Lim
MS	QC954878	0.1210	0.1695	0.3298	123 *	80-120		
MSD	QC954879		0.1754	0.3064	106	80-120	9	20

*= Value outside of QC limits; see narrative

RPD= Relative Percent Difference

Batch QC Report

California Title 22 Metals			
Lab #:	304731	Location:	Vallco Cupertino, CA
Client:	WSP	Prep:	METHOD
Project#:	VALLCO	Analysis:	EPA 7471A
Analyte:	Mercury	Diln Fac:	1.000
Type:	BLANK	Batch#:	265298
Lab ID:	QC954880	Prepared:	11/08/18
Matrix:	Soil	Analyzed:	11/08/18
Units:	mg/Kg		

Result	RL	MDL
ND	0.016	0.0028

ND= Not Detected at or above MDL

RL= Reporting Limit

MDL= Method Detection Limit

Batch QC Report

California Title 22 Metals			
Lab #:	304731	Location:	Vallco Cupertino, CA
Client:	WSP	Prep:	METHOD
Project#:	VALLCO	Analysis:	EPA 7471A
Analyte:	Mercury	Batch#:	265298
Matrix:	Soil	Prepared:	11/08/18
Units:	mg/Kg	Analyzed:	11/08/18
Diln Fac:	1.000		

Type	Lab ID	Spiked	Result	%REC	Limits	RPD	Lim
BS	QC954881	0.1538	0.1579	103	80-120		
BSD	QC954882	0.1695	0.1840	109	80-120	6	20

RPD= Relative Percent Difference

Batch QC Report

California Title 22 Metals			
Lab #:	304731	Location:	Vallco Cupertino, CA
Client:	WSP	Prep:	METHOD
Project#:	VALLCO	Analysis:	EPA 7471A
Analyte:	Mercury	Diln Fac:	1.000
Field ID:	W-5-(20)	Batch#:	265298
MSS Lab ID:	304731-047	Sampled:	10/30/18
Matrix:	Soil	Received:	11/01/18
Units:	mg/Kg	Prepared:	11/08/18
Basis:	as received	Analyzed:	11/08/18

Type	Lab ID	MSS Result	Spiked	Result	%REC	Limits	RPD	Lim
MS	QC954883	0.1125	0.1563	0.2671	99	80-120		
MSD	QC954884		0.1667	0.3349	133 *	80-120	19	20

*= Value outside of QC limits; see narrative

RPD= Relative Percent Difference

Batch QC Report

California Title 22 Metals			
Lab #:	304731	Location:	Vallco Cupertino, CA
Client:	WSP	Prep:	METHOD
Project#:	VALLCO	Analysis:	EPA 7471A
Analyte:	Mercury	Diln Fac:	1.000
Type:	BLANK	Batch#:	265299
Lab ID:	QC954885	Prepared:	11/08/18
Matrix:	Soil	Analyzed:	11/08/18
Units:	mg/Kg		

Result	RL	MDL
ND	0.017	0.0030

ND= Not Detected at or above MDL

RL= Reporting Limit

MDL= Method Detection Limit

Batch QC Report

California Title 22 Metals			
Lab #:	304731	Location:	Vallco Cupertino, CA
Client:	WSP	Prep:	METHOD
Project#:	VALLCO	Analysis:	EPA 7471A
Analyte:	Mercury	Batch#:	265299
Matrix:	Soil	Prepared:	11/08/18
Units:	mg/Kg	Analyzed:	11/08/18
Diln Fac:	1.000		

Type	Lab ID	Spiked	Result	%REC	Limits	RPD	Lim
BS	QC954886	0.1667	0.1774	106	80-120		
BSD	QC954887	0.1754	0.1849	105	80-120	1	20

RPD= Relative Percent Difference

Batch QC Report

California Title 22 Metals			
Lab #:	304731	Location:	Vallco Cupertino, CA
Client:	WSP	Prep:	METHOD
Project#:	VALLCO	Analysis:	EPA 7471A
Analyte:	Mercury	Diln Fac:	1.000
Field ID:	W-2-(15)	Batch#:	265299
MSS Lab ID:	304731-062	Sampled:	10/31/18
Matrix:	Soil	Received:	11/01/18
Units:	mg/Kg	Prepared:	11/08/18
Basis:	as received	Analyzed:	11/08/18

Type	Lab ID	MSS Result	Spiked	Result	%REC	Limits	RPD	Lim
MS	QC954888	0.1256	0.1639	0.3139	115	80-120		
MSD	QC954889		0.1724	0.2984	100	80-120	8	20

RPD= Relative Percent Difference

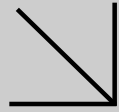
Laboratory Job Number 304731

Subcontracted Products

Eurofins (CalScience)



Calscience



WORK ORDER NUMBER: 18-11-0469

The difference is service



AIR | SOIL | WATER | MARINE CHEMISTRY

Analytical Report For

Client: Enthalpy Analytical

Client Project Name: 304731

Attention: Patrick McCarthy
2323 Fifth Street
Berkeley, CA 94710-2407

Vikas Patel

Approved for release on 11/20/2018 by:
Vikas Patel
Project Manager

ResultLink ▶

Email your PM ▶

Eurofins Calscience (Calscience) certifies that the test results provided in this report meet all NELAC Institute requirements for parameters for which accreditation is required or available. Any exceptions to NELAC Institute requirements are noted in the case narrative. The original report of subcontracted analyses, if any, is attached to this report. The results in this report are limited to the sample(s) tested and any reproduction thereof must be made in its entirety. The client or recipient of this report is specifically prohibited from making material changes to said report and, to the extent that such changes are made, Calscience is not responsible, legally or otherwise. The client or recipient agrees to indemnify Calscience for any defense to any litigation which may arise.

Contents

Client Project Name: 304731
 Work Order Number: 18-11-0469

1	Work Order Narrative.	3
2	Sample Summary.	4
3	Client Sample Data.	5
	3.1 EPA 8151A Chlorinated Herbicides (Solid).	5
4	Quality Control Sample Data.	20
	4.1 MS/MSD.	20
	4.2 LCS/LCSD.	22
5	Sample Analysis Summary.	24
6	Glossary of Terms and Qualifiers.	25
7	Chain-of-Custody/Sample Receipt Form.	26

Condition Upon Receipt:

Samples were received under Chain-of-Custody (COC) on 11/07/18. They were assigned to Work Order 18-11-0469.

Unless otherwise noted on the Sample Receiving forms all samples were received in good condition and within the recommended EPA temperature criteria for the methods noted on the COC. The COC and Sample Receiving Documents are integral elements of the analytical report and are presented at the back of the report.

Holding Times:

All samples were analyzed within prescribed holding times (HT) and/or in accordance with the Calscience Sample Acceptance Policy unless otherwise noted in the analytical report and/or comprehensive case narrative, if required.

Any parameter identified in 40CFR Part 136.3 Table II that is designated as "analyze immediately" with a holding time of ≤ 15 minutes (40CFR-136.3 Table II, footnote 4), is considered a "field" test and the reported results will be qualified as being received outside of the stated holding time unless received at the laboratory within 15 minutes of the collection time.

Quality Control:

All quality control parameters (QC) were within established control limits except where noted in the QC summary forms or described further within this report.

Subcontractor Information:

Unless otherwise noted below (or on the subcontract form), no samples were subcontracted.

Additional Comments:

Air - Sorbent-extracted air methods (EPA TO-4A, EPA TO-10, EPA TO-13A, EPA TO-17): Analytical results are converted from mass/sample basis to mass/volume basis using client-supplied air volumes.

Solid - Unless otherwise indicated, solid sample data is reported on a wet weight basis, not corrected for % moisture. All QC results are always reported on a wet weight basis.

DoD Projects:

The test results contained in this report are accredited under the laboratory's ISO/IEC 17025:2005 and DoD-ELAP accreditation issued by the ANSI-ASQ National Accreditation Board. Refer to certificate and scope of accreditation ADE-1864.

Sample Summary

Client: Enthalpy Analytical	Work Order:	18-11-0469
2323 Fifth Street	Project Name:	304731
Berkeley, CA 94710-2407	PO Number:	
	Date/Time Received:	11/07/18 09:30
	Number of Containers:	28
Attn: Patrick McCarthy		

Sample Identification	Lab Number	Collection Date and Time	Number of Containers	Matrix
S-1-(1)	18-11-0469-1	10/30/18 10:15	1	Solid
S-1-(5)	18-11-0469-2	10/30/18 10:25	1	Solid
S-2-(1)	18-11-0469-3	10/30/18 10:40	1	Solid
S-2-(5)	18-11-0469-4	10/30/18 10:45	1	Solid
S-3-(1)	18-11-0469-5	10/30/18 08:45	1	Solid
S-3-(5)	18-11-0469-6	10/30/18 08:50	1	Solid
S-4-(1)	18-11-0469-7	10/30/18 09:15	1	Solid
S-4-(5)	18-11-0469-8	10/30/18 07:30	1	Solid
S-5-(1)	18-11-0469-9	10/30/18 12:30	1	Solid
S-5-(5)	18-11-0469-10	10/30/18 12:40	1	Solid
S-6-(1)	18-11-0469-11	10/30/18 14:00	1	Solid
S-6-(5)	18-11-0469-12	10/30/18 14:05	1	Solid
S-7-(2)	18-11-0469-13	10/30/18 14:15	1	Solid
S-7-(5)	18-11-0469-14	10/30/18 14:40	1	Solid
S-8-(1)	18-11-0469-15	10/30/18 17:05	1	Solid
S-8-(5)	18-11-0469-16	10/30/18 17:15	1	Solid
W-5-(1)	18-11-0469-17	10/30/18 17:20	1	Solid
W-5-(5)	18-11-0469-18	10/30/18 17:25	1	Solid
W-1-(1)	18-11-0469-19	10/31/18 08:05	1	Solid
W-1-(5)	18-11-0469-20	10/31/18 08:10	1	Solid
E-2-(1)	18-11-0469-21	10/31/18 09:30	1	Solid
E-2-(5)	18-11-0469-22	10/31/18 09:35	1	Solid
W-2-(2)	18-11-0469-23	10/31/18 11:05	1	Solid
W-2-(5)	18-11-0469-24	10/31/18 11:15	1	Solid
W-3-(1)	18-11-0469-25	10/31/18 12:50	1	Solid
W-3-(5)	18-11-0469-26	10/31/18 13:00	1	Solid
W-4-(1)	18-11-0469-27	10/31/18 13:45	1	Solid
W-4-(5)	18-11-0469-28	10/31/18 13:55	1	Solid

Analytical Report

Enthalpy Analytical
2323 Fifth Street
Berkeley, CA 94710-2407

Date Received: 11/07/18
Work Order: 18-11-0469
Preparation: EPA 8151A
Method: EPA 8151A
Units: ug/kg

Project: 304731

Page 1 of 15

Client Sample Number	Lab Sample Number	Date/Time Collected	Matrix	Instrument	Date Prepared	Date/Time Analyzed	QC Batch ID
S-1-(1)	18-11-0469-1-A	10/30/18 10:15	Solid	GC 40	11/08/18	11/14/18 12:37	181108L14

Parameter	Result	RL	DF	Qualifiers
Dalapon	ND	250	1.00	
Dicamba	ND	10	1.00	
MCPP	ND	10000	1.00	
MCPA	ND	10000	1.00	
Dichlorprop	ND	100	1.00	
2,4-D	ND	100	1.00	
2,4,5-TP (Silvex)	ND	10	1.00	
2,4,5-T	ND	10	1.00	
2,4-DB	ND	100	1.00	
Dinoseb	ND	50	1.00	

Surrogate	Rec. (%)	Control Limits	Qualifiers
2,4-Dichlorophenylacetic acid	92	44-146	

Client Sample Number	Lab Sample Number	Date/Time Collected	Matrix	Instrument	Date Prepared	Date/Time Analyzed	QC Batch ID
S-1-(5)	18-11-0469-2-A	10/30/18 10:25	Solid	GC 40	11/08/18	11/14/18 13:00	181108L14

Parameter	Result	RL	DF	Qualifiers
Dalapon	ND	250	1.00	
Dicamba	ND	10	1.00	
MCPP	ND	10000	1.00	
MCPA	ND	10000	1.00	
Dichlorprop	ND	100	1.00	
2,4-D	ND	100	1.00	
2,4,5-TP (Silvex)	ND	10	1.00	
2,4,5-T	ND	10	1.00	
2,4-DB	ND	100	1.00	
Dinoseb	ND	50	1.00	

Surrogate	Rec. (%)	Control Limits	Qualifiers
2,4-Dichlorophenylacetic acid	94	44-146	

RL: Reporting Limit. DF: Dilution Factor. MDL: Method Detection Limit.

Analytical Report

Enthalpy Analytical
2323 Fifth Street
Berkeley, CA 94710-2407

Date Received: 11/07/18
Work Order: 18-11-0469
Preparation: EPA 8151A
Method: EPA 8151A
Units: ug/kg

Project: 304731

Page 2 of 15

Client Sample Number	Lab Sample Number	Date/Time Collected	Matrix	Instrument	Date Prepared	Date/Time Analyzed	QC Batch ID
S-2-(1)	18-11-0469-3-A	10/30/18 10:40	Solid	GC 40	11/08/18	11/14/18 13:23	181108L14

Parameter	Result	RL	DF	Qualifiers
Dalapon	ND	250	1.00	
Dicamba	ND	9.9	1.00	
MCPP	ND	9900	1.00	
MCPA	ND	9900	1.00	
Dichlorprop	ND	99	1.00	
2,4-D	ND	99	1.00	
2,4,5-TP (Silvex)	ND	9.9	1.00	
2,4,5-T	ND	9.9	1.00	
2,4-DB	ND	99	1.00	
Dinoseb	ND	50	1.00	

Surrogate	Rec. (%)	Control Limits	Qualifiers
2,4-Dichlorophenylacetic acid	55	44-146	

Client Sample Number	Lab Sample Number	Date/Time Collected	Matrix	Instrument	Date Prepared	Date/Time Analyzed	QC Batch ID
S-2-(5)	18-11-0469-4-A	10/30/18 10:45	Solid	GC 40	11/08/18	11/14/18 13:46	181108L14

Parameter	Result	RL	DF	Qualifiers
Dalapon	ND	250	1.00	
Dicamba	ND	10	1.00	
MCPP	ND	10000	1.00	
MCPA	ND	10000	1.00	
Dichlorprop	ND	100	1.00	
2,4-D	ND	100	1.00	
2,4,5-TP (Silvex)	ND	10	1.00	
2,4,5-T	ND	10	1.00	
2,4-DB	ND	100	1.00	
Dinoseb	ND	50	1.00	

Surrogate	Rec. (%)	Control Limits	Qualifiers
2,4-Dichlorophenylacetic acid	90	44-146	

RL: Reporting Limit. DF: Dilution Factor. MDL: Method Detection Limit.

Analytical Report

Enthalpy Analytical
2323 Fifth Street
Berkeley, CA 94710-2407

Date Received: 11/07/18
Work Order: 18-11-0469
Preparation: EPA 8151A
Method: EPA 8151A
Units: ug/kg

Project: 304731

Page 3 of 15

Client Sample Number	Lab Sample Number	Date/Time Collected	Matrix	Instrument	Date Prepared	Date/Time Analyzed	QC Batch ID
S-3-(1)	18-11-0469-5-A	10/30/18 08:45	Solid	GC 40	11/08/18	11/14/18 14:10	181108L14

Parameter	Result	RL	DF	Qualifiers
Dalapon	ND	250	1.00	
Dicamba	ND	9.9	1.00	
MCPP	ND	9900	1.00	
MCPA	ND	9900	1.00	
Dichlorprop	ND	99	1.00	
2,4-D	ND	99	1.00	
2,4,5-TP (Silvex)	ND	9.9	1.00	
2,4,5-T	ND	9.9	1.00	
2,4-DB	ND	99	1.00	
Dinoseb	ND	50	1.00	

Surrogate	Rec. (%)	Control Limits	Qualifiers
2,4-Dichlorophenylacetic acid	110	44-146	

Client Sample Number	Lab Sample Number	Date/Time Collected	Matrix	Instrument	Date Prepared	Date/Time Analyzed	QC Batch ID
S-3-(5)	18-11-0469-6-A	10/30/18 08:50	Solid	GC 40	11/08/18	11/14/18 14:33	181108L14

Parameter	Result	RL	DF	Qualifiers
Dalapon	ND	250	1.00	
Dicamba	ND	10	1.00	
MCPP	ND	10000	1.00	
MCPA	ND	10000	1.00	
Dichlorprop	ND	100	1.00	
2,4-D	ND	100	1.00	
2,4,5-TP (Silvex)	ND	10	1.00	
2,4,5-T	ND	10	1.00	
2,4-DB	ND	100	1.00	
Dinoseb	ND	50	1.00	

Surrogate	Rec. (%)	Control Limits	Qualifiers
2,4-Dichlorophenylacetic acid	88	44-146	

RL: Reporting Limit. DF: Dilution Factor. MDL: Method Detection Limit.

Analytical Report

Enthalpy Analytical
2323 Fifth Street
Berkeley, CA 94710-2407

Date Received: 11/07/18
Work Order: 18-11-0469
Preparation: EPA 8151A
Method: EPA 8151A
Units: ug/kg

Project: 304731

Page 4 of 15

Client Sample Number	Lab Sample Number	Date/Time Collected	Matrix	Instrument	Date Prepared	Date/Time Analyzed	QC Batch ID
S-4(1)	18-11-0469-7-A	10/30/18 09:15	Solid	GC 40	11/08/18	11/14/18 14:56	181108L14

Parameter	Result	RL	DF	Qualifiers
Dalapon	ND	250	1.00	
Dicamba	ND	10	1.00	
MCPP	ND	10000	1.00	
MCPA	ND	10000	1.00	
Dichlorprop	ND	100	1.00	
2,4-D	ND	100	1.00	
2,4,5-TP (Silvex)	ND	10	1.00	
2,4,5-T	ND	10	1.00	
2,4-DB	ND	100	1.00	
Dinoseb	ND	50	1.00	

Surrogate	Rec. (%)	Control Limits	Qualifiers
2,4-Dichlorophenylacetic acid	68	44-146	

Client Sample Number	Lab Sample Number	Date/Time Collected	Matrix	Instrument	Date Prepared	Date/Time Analyzed	QC Batch ID
S-4(5)	18-11-0469-8-A	10/30/18 07:30	Solid	GC 40	11/08/18	11/14/18 15:19	181108L14

Parameter	Result	RL	DF	Qualifiers
Dalapon	ND	250	1.00	
Dicamba	ND	9.9	1.00	
MCPP	ND	9900	1.00	
MCPA	ND	9900	1.00	
Dichlorprop	ND	99	1.00	
2,4-D	ND	99	1.00	
2,4,5-TP (Silvex)	ND	9.9	1.00	
2,4,5-T	ND	9.9	1.00	
2,4-DB	ND	99	1.00	
Dinoseb	ND	50	1.00	

Surrogate	Rec. (%)	Control Limits	Qualifiers
2,4-Dichlorophenylacetic acid	110	44-146	

RL: Reporting Limit. DF: Dilution Factor. MDL: Method Detection Limit.

Analytical Report

Enthalpy Analytical
2323 Fifth Street
Berkeley, CA 94710-2407

Date Received: 11/07/18
Work Order: 18-11-0469
Preparation: EPA 8151A
Method: EPA 8151A
Units: ug/kg

Project: 304731

Page 5 of 15

Client Sample Number	Lab Sample Number	Date/Time Collected	Matrix	Instrument	Date Prepared	Date/Time Analyzed	QC Batch ID
S-5-(1)	18-11-0469-9-A	10/30/18 12:30	Solid	GC 40	11/08/18	11/14/18 15:42	181108L14

<u>Parameter</u>	<u>Result</u>	<u>RL</u>	<u>DF</u>	<u>Qualifiers</u>
Dalapon	ND	250	1.00	
Dicamba	ND	9.9	1.00	
MCPP	ND	9900	1.00	
MCPA	ND	9900	1.00	
Dichlorprop	ND	99	1.00	
2,4-D	ND	99	1.00	
2,4,5-TP (Silvex)	ND	9.9	1.00	
2,4,5-T	ND	9.9	1.00	
2,4-DB	ND	99	1.00	
Dinoseb	ND	50	1.00	

<u>Surrogate</u>	<u>Rec. (%)</u>	<u>Control Limits</u>	<u>Qualifiers</u>
2,4-Dichlorophenylacetic acid	106	44-146	

Client Sample Number	Lab Sample Number	Date/Time Collected	Matrix	Instrument	Date Prepared	Date/Time Analyzed	QC Batch ID
S-5-(5)	18-11-0469-10-A	10/30/18 12:40	Solid	GC 40	11/08/18	11/14/18 16:05	181108L14

<u>Parameter</u>	<u>Result</u>	<u>RL</u>	<u>DF</u>	<u>Qualifiers</u>
Dalapon	ND	250	1.00	
Dicamba	ND	9.9	1.00	
MCPP	ND	9900	1.00	
MCPA	ND	9900	1.00	
Dichlorprop	ND	99	1.00	
2,4-D	ND	99	1.00	
2,4,5-TP (Silvex)	ND	9.9	1.00	
2,4,5-T	ND	9.9	1.00	
2,4-DB	ND	99	1.00	
Dinoseb	ND	50	1.00	

<u>Surrogate</u>	<u>Rec. (%)</u>	<u>Control Limits</u>	<u>Qualifiers</u>
2,4-Dichlorophenylacetic acid	85	44-146	

RL: Reporting Limit. DF: Dilution Factor. MDL: Method Detection Limit.

Analytical Report

Enthalpy Analytical
2323 Fifth Street
Berkeley, CA 94710-2407

Date Received: 11/07/18
Work Order: 18-11-0469
Preparation: EPA 8151A
Method: EPA 8151A
Units: ug/kg

Project: 304731

Page 6 of 15

Client Sample Number	Lab Sample Number	Date/Time Collected	Matrix	Instrument	Date Prepared	Date/Time Analyzed	QC Batch ID
S-6-(1)	18-11-0469-11-A	10/30/18 14:00	Solid	GC 40	11/08/18	11/14/18 16:28	181108L14

Parameter	Result	RL	DF	Qualifiers
Dalapon	ND	250	1.00	
Dicamba	ND	10	1.00	
MCPP	ND	10000	1.00	
MCPA	ND	10000	1.00	
Dichlorprop	ND	100	1.00	
2,4-D	ND	100	1.00	
2,4,5-TP (Silvex)	ND	10	1.00	
2,4,5-T	ND	10	1.00	
2,4-DB	ND	100	1.00	
Dinoseb	ND	50	1.00	

Surrogate	Rec. (%)	Control Limits	Qualifiers
2,4-Dichlorophenylacetic acid	68	44-146	

Client Sample Number	Lab Sample Number	Date/Time Collected	Matrix	Instrument	Date Prepared	Date/Time Analyzed	QC Batch ID
S-6-(5)	18-11-0469-12-A	10/30/18 14:05	Solid	GC 40	11/08/18	11/14/18 16:51	181108L14

Parameter	Result	RL	DF	Qualifiers
Dalapon	ND	250	1.00	
Dicamba	ND	9.9	1.00	
MCPP	ND	9900	1.00	
MCPA	ND	9900	1.00	
Dichlorprop	ND	99	1.00	
2,4-D	ND	99	1.00	
2,4,5-TP (Silvex)	ND	9.9	1.00	
2,4,5-T	ND	9.9	1.00	
2,4-DB	ND	99	1.00	
Dinoseb	ND	50	1.00	

Surrogate	Rec. (%)	Control Limits	Qualifiers
2,4-Dichlorophenylacetic acid	74	44-146	

RL: Reporting Limit. DF: Dilution Factor. MDL: Method Detection Limit.

Analytical Report

Enthalpy Analytical
2323 Fifth Street
Berkeley, CA 94710-2407

Date Received: 11/07/18
Work Order: 18-11-0469
Preparation: EPA 8151A
Method: EPA 8151A
Units: ug/kg

Project: 304731

Page 7 of 15

Client Sample Number	Lab Sample Number	Date/Time Collected	Matrix	Instrument	Date Prepared	Date/Time Analyzed	QC Batch ID
S-7-(2)	18-11-0469-13-A	10/30/18 14:15	Solid	GC 40	11/08/18	11/14/18 17:15	181108L14

<u>Parameter</u>	<u>Result</u>	<u>RL</u>	<u>DF</u>	<u>Qualifiers</u>
Dalapon	ND	250	1.00	
Dicamba	ND	9.9	1.00	
MCPP	ND	9900	1.00	
MCPA	ND	9900	1.00	
Dichlorprop	ND	99	1.00	
2,4-D	ND	99	1.00	
2,4,5-TP (Silvex)	ND	9.9	1.00	
2,4,5-T	ND	9.9	1.00	
2,4-DB	ND	99	1.00	
Dinoseb	ND	50	1.00	

<u>Surrogate</u>	<u>Rec. (%)</u>	<u>Control Limits</u>	<u>Qualifiers</u>
2,4-Dichlorophenylacetic acid	60	44-146	

Client Sample Number	Lab Sample Number	Date/Time Collected	Matrix	Instrument	Date Prepared	Date/Time Analyzed	QC Batch ID
S-7-(5)	18-11-0469-14-A	10/30/18 14:40	Solid	GC 40	11/08/18	11/14/18 17:38	181108L14

<u>Parameter</u>	<u>Result</u>	<u>RL</u>	<u>DF</u>	<u>Qualifiers</u>
Dalapon	ND	250	1.00	
Dicamba	ND	9.9	1.00	
MCPP	ND	9900	1.00	
MCPA	ND	9900	1.00	
Dichlorprop	ND	99	1.00	
2,4-D	ND	99	1.00	
2,4,5-TP (Silvex)	ND	9.9	1.00	
2,4,5-T	ND	9.9	1.00	
2,4-DB	ND	99	1.00	
Dinoseb	ND	50	1.00	

<u>Surrogate</u>	<u>Rec. (%)</u>	<u>Control Limits</u>	<u>Qualifiers</u>
2,4-Dichlorophenylacetic acid	72	44-146	

RL: Reporting Limit. DF: Dilution Factor. MDL: Method Detection Limit.

Analytical Report

Enthalpy Analytical
2323 Fifth Street
Berkeley, CA 94710-2407

Date Received: 11/07/18
Work Order: 18-11-0469
Preparation: EPA 8151A
Method: EPA 8151A
Units: ug/kg

Project: 304731

Page 8 of 15

Client Sample Number	Lab Sample Number	Date/Time Collected	Matrix	Instrument	Date Prepared	Date/Time Analyzed	QC Batch ID
S-8-(1)	18-11-0469-15-A	10/30/18 17:05	Solid	GC 40	11/08/18	11/14/18 18:01	181108L14

Parameter	Result	RL	DF	Qualifiers
Dalapon	ND	250	1.00	
Dicamba	ND	10	1.00	
MCPP	ND	10000	1.00	
MCPA	ND	10000	1.00	
Dichlorprop	ND	100	1.00	
2,4-D	ND	100	1.00	
2,4,5-TP (Silvex)	ND	10	1.00	
2,4,5-T	ND	10	1.00	
2,4-DB	ND	100	1.00	
Dinoseb	ND	50	1.00	

Surrogate	Rec. (%)	Control Limits	Qualifiers
2,4-Dichlorophenylacetic acid	88	44-146	

Client Sample Number	Lab Sample Number	Date/Time Collected	Matrix	Instrument	Date Prepared	Date/Time Analyzed	QC Batch ID
S-8-(5)	18-11-0469-16-A	10/30/18 17:15	Solid	GC 40	11/08/18	11/14/18 18:24	181108L14

Parameter	Result	RL	DF	Qualifiers
Dalapon	ND	250	1.00	
Dicamba	ND	10	1.00	
MCPP	ND	10000	1.00	
MCPA	ND	10000	1.00	
Dichlorprop	ND	100	1.00	
2,4-D	ND	100	1.00	
2,4,5-TP (Silvex)	ND	10	1.00	
2,4,5-T	ND	10	1.00	
2,4-DB	ND	100	1.00	
Dinoseb	ND	50	1.00	

Surrogate	Rec. (%)	Control Limits	Qualifiers
2,4-Dichlorophenylacetic acid	92	44-146	

RL: Reporting Limit. DF: Dilution Factor. MDL: Method Detection Limit.

Analytical Report

Enthalpy Analytical
2323 Fifth Street
Berkeley, CA 94710-2407

Date Received: 11/07/18
Work Order: 18-11-0469
Preparation: EPA 8151A
Method: EPA 8151A
Units: ug/kg

Project: 304731

Page 9 of 15

Client Sample Number	Lab Sample Number	Date/Time Collected	Matrix	Instrument	Date Prepared	Date/Time Analyzed	QC Batch ID
W-5-(1)	18-11-0469-17-A	10/30/18 17:20	Solid	GC 40	11/08/18	11/14/18 19:10	181108L14

Parameter	Result	RL	DF	Qualifiers
Dalapon	ND	250	1.00	
Dicamba	ND	10	1.00	
MCPP	ND	10000	1.00	
MCPA	ND	10000	1.00	
Dichlorprop	ND	100	1.00	
2,4-D	ND	100	1.00	
2,4,5-TP (Silvex)	ND	10	1.00	
2,4,5-T	ND	10	1.00	
2,4-DB	ND	100	1.00	
Dinoseb	ND	50	1.00	

Surrogate	Rec. (%)	Control Limits	Qualifiers
2,4-Dichlorophenylacetic acid	101	44-146	

Client Sample Number	Lab Sample Number	Date/Time Collected	Matrix	Instrument	Date Prepared	Date/Time Analyzed	QC Batch ID
W-5-(5)	18-11-0469-18-A	10/30/18 17:25	Solid	GC 40	11/08/18	11/14/18 19:33	181108L14

Parameter	Result	RL	DF	Qualifiers
Dalapon	ND	250	1.00	
Dicamba	ND	10	1.00	
MCPP	ND	10000	1.00	
MCPA	ND	10000	1.00	
Dichlorprop	ND	100	1.00	
2,4-D	ND	100	1.00	
2,4,5-TP (Silvex)	ND	10	1.00	
2,4,5-T	ND	10	1.00	
2,4-DB	ND	100	1.00	
Dinoseb	ND	50	1.00	

Surrogate	Rec. (%)	Control Limits	Qualifiers
2,4-Dichlorophenylacetic acid	90	44-146	

RL: Reporting Limit. DF: Dilution Factor. MDL: Method Detection Limit.



Calscience

Analytical Report

Enthalpy Analytical
2323 Fifth Street
Berkeley, CA 94710-2407

Date Received: 11/07/18
Work Order: 18-11-0469
Preparation: EPA 8151A
Method: EPA 8151A
Units: ug/kg

Project: 304731

Page 10 of 15

Client Sample Number	Lab Sample Number	Date/Time Collected	Matrix	Instrument	Date Prepared	Date/Time Analyzed	QC Batch ID
W-1-(1)	18-11-0469-19-A	10/31/18 08:05	Solid	GC 40	11/08/18	11/14/18 19:56	181108L14

Parameter	Result	RL	DF	Qualifiers
Dalapon	ND	250	1.00	
Dicamba	ND	10	1.00	
MCPP	ND	10000	1.00	
MCPA	ND	10000	1.00	
Dichlorprop	ND	100	1.00	
2,4-D	ND	100	1.00	
2,4,5-TP (Silvex)	ND	10	1.00	
2,4,5-T	ND	10	1.00	
2,4-DB	ND	100	1.00	
Dinoseb	ND	50	1.00	

Surrogate	Rec. (%)	Control Limits	Qualifiers
2,4-Dichlorophenylacetic acid	79	44-146	

Client Sample Number	Lab Sample Number	Date/Time Collected	Matrix	Instrument	Date Prepared	Date/Time Analyzed	QC Batch ID
W-1-(5)	18-11-0469-20-A	10/31/18 08:10	Solid	GC 40	11/08/18	11/14/18 20:19	181108L14

Parameter	Result	RL	DF	Qualifiers
Dalapon	ND	250	1.00	
Dicamba	ND	10	1.00	
MCPP	ND	10000	1.00	
MCPA	ND	10000	1.00	
Dichlorprop	ND	100	1.00	
2,4-D	ND	100	1.00	
2,4,5-TP (Silvex)	ND	10	1.00	
2,4,5-T	ND	10	1.00	
2,4-DB	ND	100	1.00	
Dinoseb	ND	50	1.00	

Surrogate	Rec. (%)	Control Limits	Qualifiers
2,4-Dichlorophenylacetic acid	92	44-146	

Return to Contents

RL: Reporting Limit. DF: Dilution Factor. MDL: Method Detection Limit.

Analytical Report

Enthalpy Analytical
2323 Fifth Street
Berkeley, CA 94710-2407

Date Received: 11/07/18
Work Order: 18-11-0469
Preparation: EPA 8151A
Method: EPA 8151A
Units: ug/kg

Project: 304731

Page 11 of 15

Client Sample Number	Lab Sample Number	Date/Time Collected	Matrix	Instrument	Date Prepared	Date/Time Analyzed	QC Batch ID
E-2-(1)	18-11-0469-21-A	10/31/18 09:30	Solid	GC 40	11/09/18	11/15/18 08:03	181109L10

Parameter	Result	RL	DF	Qualifiers
Dalapon	ND	250	1.00	
Dicamba	ND	9.9	1.00	
MCPP	ND	9900	1.00	
MCPA	ND	9900	1.00	
Dichlorprop	ND	99	1.00	
2,4-D	ND	99	1.00	
2,4,5-TP (Silvex)	ND	9.9	1.00	
2,4,5-T	ND	9.9	1.00	
2,4-DB	ND	99	1.00	
Dinoseb	ND	50	1.00	

Surrogate	Rec. (%)	Control Limits	Qualifiers
2,4-Dichlorophenylacetic acid	78	44-146	

Client Sample Number	Lab Sample Number	Date/Time Collected	Matrix	Instrument	Date Prepared	Date/Time Analyzed	QC Batch ID
E-2-(5)	18-11-0469-22-A	10/31/18 09:35	Solid	GC 40	11/09/18	11/15/18 08:26	181109L10

Parameter	Result	RL	DF	Qualifiers
Dalapon	ND	250	1.00	
Dicamba	ND	10	1.00	
MCPP	ND	10000	1.00	
MCPA	ND	10000	1.00	
Dichlorprop	ND	100	1.00	
2,4-D	ND	100	1.00	
2,4,5-TP (Silvex)	ND	10	1.00	
2,4,5-T	ND	10	1.00	
2,4-DB	ND	100	1.00	
Dinoseb	ND	50	1.00	

Surrogate	Rec. (%)	Control Limits	Qualifiers
2,4-Dichlorophenylacetic acid	88	44-146	

RL: Reporting Limit. DF: Dilution Factor. MDL: Method Detection Limit.

Analytical Report

Enthalpy Analytical
2323 Fifth Street
Berkeley, CA 94710-2407

Date Received: 11/07/18
Work Order: 18-11-0469
Preparation: EPA 8151A
Method: EPA 8151A
Units: ug/kg

Project: 304731

Page 12 of 15

Client Sample Number	Lab Sample Number	Date/Time Collected	Matrix	Instrument	Date Prepared	Date/Time Analyzed	QC Batch ID
W-2-(2)	18-11-0469-23-A	10/31/18 11:05	Solid	GC 40	11/09/18	11/15/18 08:49	181109L10

Parameter	Result	RL	DF	Qualifiers
Dalapon	ND	250	1.00	
Dicamba	ND	9.9	1.00	
MCPPP	ND	9900	1.00	
MCPA	ND	9900	1.00	
Dichlorprop	ND	99	1.00	
2,4-D	ND	99	1.00	
2,4,5-TP (Silvex)	ND	9.9	1.00	
2,4,5-T	ND	9.9	1.00	
2,4-DB	ND	99	1.00	
Dinoseb	ND	50	1.00	

Surrogate	Rec. (%)	Control Limits	Qualifiers
2,4-Dichlorophenylacetic acid	122	44-146	

Client Sample Number	Lab Sample Number	Date/Time Collected	Matrix	Instrument	Date Prepared	Date/Time Analyzed	QC Batch ID
W-2-(5)	18-11-0469-24-A	10/31/18 11:15	Solid	GC 40	11/09/18	11/15/18 09:12	181109L10

Parameter	Result	RL	DF	Qualifiers
Dalapon	ND	250	1.00	
Dicamba	ND	10	1.00	
MCPPP	ND	10000	1.00	
MCPA	ND	10000	1.00	
Dichlorprop	ND	100	1.00	
2,4-D	ND	100	1.00	
2,4,5-TP (Silvex)	ND	10	1.00	
2,4,5-T	ND	10	1.00	
2,4-DB	ND	100	1.00	
Dinoseb	ND	50	1.00	

Surrogate	Rec. (%)	Control Limits	Qualifiers
2,4-Dichlorophenylacetic acid	96	44-146	

Return to Contents

RL: Reporting Limit. DF: Dilution Factor. MDL: Method Detection Limit.



Calscience

Analytical Report

Enthalpy Analytical
2323 Fifth Street
Berkeley, CA 94710-2407

Date Received: 11/07/18
Work Order: 18-11-0469
Preparation: EPA 8151A
Method: EPA 8151A
Units: ug/kg

Project: 304731

Page 13 of 15

Client Sample Number	Lab Sample Number	Date/Time Collected	Matrix	Instrument	Date Prepared	Date/Time Analyzed	QC Batch ID
W-3-(1)	18-11-0469-25-A	10/31/18 12:50	Solid	GC 40	11/09/18	11/15/18 09:35	181109L10

Parameter	Result	RL	DF	Qualifiers
Dalapon	ND	250	1.00	
Dicamba	ND	10	1.00	
MCPP	ND	10000	1.00	
MCPA	ND	10000	1.00	
Dichlorprop	ND	100	1.00	
2,4-D	ND	100	1.00	
2,4,5-TP (Silvex)	ND	10	1.00	
2,4,5-T	ND	10	1.00	
2,4-DB	ND	100	1.00	
Dinoseb	ND	50	1.00	

Surrogate	Rec. (%)	Control Limits	Qualifiers
2,4-Dichlorophenylacetic acid	98	44-146	

Client Sample Number	Lab Sample Number	Date/Time Collected	Matrix	Instrument	Date Prepared	Date/Time Analyzed	QC Batch ID
W-3-(5)	18-11-0469-26-A	10/31/18 13:00	Solid	GC 40	11/09/18	11/15/18 09:58	181109L10

Parameter	Result	RL	DF	Qualifiers
Dalapon	ND	250	1.00	
Dicamba	ND	10	1.00	
MCPP	ND	10000	1.00	
MCPA	ND	10000	1.00	
Dichlorprop	ND	100	1.00	
2,4-D	ND	100	1.00	
2,4,5-TP (Silvex)	ND	10	1.00	
2,4,5-T	ND	10	1.00	
2,4-DB	ND	100	1.00	
Dinoseb	ND	50	1.00	

Surrogate	Rec. (%)	Control Limits	Qualifiers
2,4-Dichlorophenylacetic acid	74	44-146	

Return to Contents

RL: Reporting Limit. DF: Dilution Factor. MDL: Method Detection Limit.



Calscience

Analytical Report

Enthalpy Analytical
2323 Fifth Street
Berkeley, CA 94710-2407

Date Received: 11/07/18
Work Order: 18-11-0469
Preparation: EPA 8151A
Method: EPA 8151A
Units: ug/kg

Project: 304731

Page 14 of 15

Client Sample Number	Lab Sample Number	Date/Time Collected	Matrix	Instrument	Date Prepared	Date/Time Analyzed	QC Batch ID
W-4-(1)	18-11-0469-27-A	10/31/18 13:45	Solid	GC 40	11/09/18	11/15/18 10:21	181109L10

Parameter	Result	RL	DF	Qualifiers
Dalapon	ND	250	1.00	
Dicamba	ND	10	1.00	
MCPP	ND	10000	1.00	
MCPA	ND	10000	1.00	
Dichlorprop	ND	100	1.00	
2,4-D	ND	100	1.00	
2,4,5-TP (Silvex)	ND	10	1.00	
2,4,5-T	ND	10	1.00	
2,4-DB	ND	100	1.00	
Dinoseb	ND	50	1.00	

Surrogate	Rec. (%)	Control Limits	Qualifiers
2,4-Dichlorophenylacetic acid	95	44-146	

Client Sample Number	Lab Sample Number	Date/Time Collected	Matrix	Instrument	Date Prepared	Date/Time Analyzed	QC Batch ID
W-4-(5)	18-11-0469-28-A	10/31/18 13:55	Solid	GC 40	11/09/18	11/15/18 10:45	181109L10

Parameter	Result	RL	DF	Qualifiers
Dalapon	ND	250	1.00	
Dicamba	ND	10	1.00	
MCPP	ND	10000	1.00	
MCPA	ND	10000	1.00	
Dichlorprop	ND	100	1.00	
2,4-D	ND	100	1.00	
2,4,5-TP (Silvex)	ND	10	1.00	
2,4,5-T	ND	10	1.00	
2,4-DB	ND	100	1.00	
Dinoseb	ND	50	1.00	

Surrogate	Rec. (%)	Control Limits	Qualifiers
2,4-Dichlorophenylacetic acid	88	44-146	

Return to Contents

RL: Reporting Limit. DF: Dilution Factor. MDL: Method Detection Limit.

Analytical Report

Enthalpy Analytical
2323 Fifth Street
Berkeley, CA 94710-2407

Date Received: 11/07/18
Work Order: 18-11-0469
Preparation: EPA 8151A
Method: EPA 8151A
Units: ug/kg

Project: 304731

Page 15 of 15

Client Sample Number	Lab Sample Number	Date/Time Collected	Matrix	Instrument	Date Prepared	Date/Time Analyzed	QC Batch ID
Method Blank	095-01-033-1615	N/A	Solid	GC 40	11/08/18	11/14/18 11:05	181108L14

<u>Parameter</u>	<u>Result</u>	<u>RL</u>	<u>DF</u>	<u>Qualifiers</u>
Dalapon	ND	250	1.00	
Dicamba	ND	10	1.00	
MCPP	ND	10000	1.00	
MCPA	ND	10000	1.00	
Dichlorprop	ND	100	1.00	
2,4-D	ND	100	1.00	
2,4,5-TP (Silvex)	ND	10	1.00	
2,4,5-T	ND	10	1.00	
2,4-DB	ND	100	1.00	
Dinoseb	ND	50	1.00	

<u>Surrogate</u>	<u>Rec. (%)</u>	<u>Control Limits</u>	<u>Qualifiers</u>
2,4-Dichlorophenylacetic acid	64	44-146	

Method Blank	095-01-033-1616	N/A	Solid	GC 40	11/09/18	11/15/18 03:48	181109L10
--------------	-----------------	-----	-------	-------	----------	-------------------	-----------

<u>Parameter</u>	<u>Result</u>	<u>RL</u>	<u>DF</u>	<u>Qualifiers</u>
Dalapon	ND	250	1.00	
Dicamba	ND	10	1.00	
MCPP	ND	10000	1.00	
MCPA	ND	10000	1.00	
Dichlorprop	ND	100	1.00	
2,4-D	ND	100	1.00	
2,4,5-TP (Silvex)	ND	10	1.00	
2,4,5-T	ND	10	1.00	
2,4-DB	ND	100	1.00	
Dinoseb	ND	50	1.00	

<u>Surrogate</u>	<u>Rec. (%)</u>	<u>Control Limits</u>	<u>Qualifiers</u>
2,4-Dichlorophenylacetic acid	120	44-146	

RL: Reporting Limit. DF: Dilution Factor. MDL: Method Detection Limit.



Calscience

Quality Control - Spike/Spike Duplicate

Enthalpy Analytical
2323 Fifth Street
Berkeley, CA 94710-2407

Date Received: 11/07/18
Work Order: 18-11-0469
Preparation: EPA 8151A
Method: EPA 8151A

Project: 304731

Page 1 of 2

Quality Control Sample ID	Type	Matrix	Instrument	Date Prepared	Date Analyzed	MS/MSD Batch Number
S-1-(5)	Sample	Solid	GC 40	11/08/18	11/14/18 13:00	181108S14
S-1-(5)	Matrix Spike	Solid	GC 40	11/08/18	11/14/18 11:51	181108S14
S-1-(5)	Matrix Spike Duplicate	Solid	GC 40	11/08/18	11/14/18 12:14	181108S14

Parameter	Sample Conc.	Spike Added	MS Conc.	MS %Rec.	MSD Conc.	MSD %Rec.	%Rec. CL	RPD	RPD CL	Qualifiers
2,4-D	ND	400.0	175.0	44	140.0	35	32-146	22	0-37	
2,4,5-T	ND	40.00	23.00	58	369.0	922	27-147	177	0-37	3,4
2,4-DB	ND	400.0	237.0	59	649.0	162	31-151	93	0-42	3,4

Return to Contents

RPD: Relative Percent Difference. CL: Control Limits



Calscience

Quality Control - Spike/Spike Duplicate

Enthalpy Analytical
2323 Fifth Street
Berkeley, CA 94710-2407

Date Received: 11/07/18
Work Order: 18-11-0469
Preparation: EPA 8151A
Method: EPA 8151A

Project: 304731

Page 2 of 2

Quality Control Sample ID	Type	Matrix	Instrument	Date Prepared	Date Analyzed	MS/MSD Batch Number
18-11-0462-8	Sample	Sediment	GC 40	11/09/18	11/15/18 05:44	181109S10
18-11-0462-8	Matrix Spike	Sediment	GC 40	11/09/18	11/16/18 16:29	181109S10
18-11-0462-8	Matrix Spike Duplicate	Sediment	GC 40	11/09/18	11/16/18 16:52	181109S10

Parameter	Sample Conc.	Spike Added	MS Conc.	MS %Rec.	MSD Conc.	MSD %Rec.	%Rec. CL	RPD	RPD CL	Qualifiers
2,4-D	ND	400.0	532.0	133	454.0	114	32-146	16	0-37	
2,4,5-T	ND	40.00	109.0	272	48.00	120	27-147	78	0-37	3,4
2,4-DB	ND	400.0	10210	2552	2881	720	31-151	112	0-42	3,4

Return to Contents

RPD: Relative Percent Difference. CL: Control Limits



Calscience

Quality Control - LCS

Enthalpy Analytical
2323 Fifth Street
Berkeley, CA 94710-2407

Date Received: 11/07/18
Work Order: 18-11-0469
Preparation: EPA 8151A
Method: EPA 8151A

Project: 304731

Page 1 of 2

Quality Control Sample ID	Type	Matrix	Instrument	Date Prepared	Date Analyzed	LCS Batch Number
095-01-033-1615	LCS	Solid	GC 40	11/08/18	11/14/18 11:28	181108L14
<u>Parameter</u>		<u>Spike Added</u>	<u>Conc. Recovered</u>	<u>LCS %Rec.</u>	<u>%Rec. CL</u>	<u>Qualifiers</u>
2,4-D		400.0	304.0	76	49-127	
2,4,5-T		40.00	30.00	75	31-145	
2,4-DB		400.0	277.0	69	48-132	

Return to Contents

RPD: Relative Percent Difference. CL: Control Limits

Quality Control - LCS/LCSD

Enthalpy Analytical
2323 Fifth Street
Berkeley, CA 94710-2407

Date Received: 11/07/18
Work Order: 18-11-0469
Preparation: EPA 8151A
Method: EPA 8151A

Project: 304731

Page 2 of 2

Quality Control Sample ID	Type	Matrix	Instrument	Date Prepared	Date Analyzed	LCS/LCSD Batch Number			
095-01-033-1616	LCS	Solid	GC 40	11/09/18	11/16/18 15:43	181109L10			
095-01-033-1616	LCSD	Solid	GC 40	11/09/18	11/16/18 16:06	181109L10			
Parameter	Spike Added	LCS Conc.	LCS %Rec.	LCSD Conc.	LCSD %Rec.	%Rec. CL	RPD	RPD CL	Qualifiers
2,4-D	400.0	326.0	82	338.0	84	49-127	4	0-24	
2,4,5-T	40.00	35.00	88	34.00	85	31-145	3	0-25	
2,4-DB	400.0	280.0	70	333.0	83	48-132	17	0-27	



Calscience

Sample Analysis Summary Report

Work Order: 18-11-0469

Page 1 of 1

<u>Method</u>	<u>Extraction</u>	<u>Chemist ID</u>	<u>Instrument</u>	<u>Analytical Location</u>
EPA 8151A	EPA 8151A	669	GC 40	1


Return to Contents

Location 1: 7440 Lincoln Way, Garden Grove, CA 92841

Glossary of Terms and Qualifiers

Work Order: 18-11-0469

Page 1 of 1

<u>Qualifiers</u>	<u>Definition</u>
*	See applicable analysis comment.
<	Less than the indicated value.
>	Greater than the indicated value.
1	Surrogate compound recovery was out of control due to a required sample dilution. Therefore, the sample data was reported without further clarification.
2	Surrogate compound recovery was out of control due to matrix interference. The associated method blank surrogate spike compound was in control and, therefore, the sample data was reported without further clarification.
3	Recovery of the Matrix Spike (MS) or Matrix Spike Duplicate (MSD) compound was out of control due to suspected matrix interference. The associated LCS recovery was in control.
4	The MS/MSD RPD was out of control due to suspected matrix interference.
5	The PDS/PDSD or PES/PESD associated with this batch of samples was out of control due to suspected matrix interference.
6	Surrogate recovery below the acceptance limit.
7	Surrogate recovery above the acceptance limit.
B	Analyte was present in the associated method blank.
BU	Sample analyzed after holding time expired.
BV	Sample received after holding time expired.
CI	See case narrative.
E	Concentration exceeds the calibration range.
ET	Sample was extracted past end of recommended max. holding time.
HD	The chromatographic pattern was inconsistent with the profile of the reference fuel standard.
HDH	The sample chromatographic pattern for TPH matches the chromatographic pattern of the specified standard but heavier hydrocarbons were also present (or detected).
HDL	The sample chromatographic pattern for TPH matches the chromatographic pattern of the specified standard but lighter hydrocarbons were also present (or detected).
J	Analyte was detected at a concentration below the reporting limit and above the laboratory method detection limit. Reported value is estimated.
JA	Analyte positively identified but quantitation is an estimate.
ME	LCS Recovery Percentage is within Marginal Exceedance (ME) Control Limit range (+/- 4 SD from the mean).
ND	Parameter not detected at the indicated reporting limit.
Q	Spike recovery and RPD control limits do not apply resulting from the parameter concentration in the sample exceeding the spike concentration by a factor of four or greater.
SG	The sample extract was subjected to Silica Gel treatment prior to analysis.
X	% Recovery and/or RPD out-of-range.
Z	Analyte presence was not confirmed by second column or GC/MS analysis.
	Solid - Unless otherwise indicated, solid sample data is reported on a wet weight basis, not corrected for % moisture. All QC results are reported on a wet weight basis.
	Any parameter identified in 40CFR Part 136.3 Table II that is designated as "analyze immediately" with a holding time of <= 15 minutes (40CFR-136.3 Table II, footnote 4), is considered a "field" test and the reported results will be qualified as being received outside of the stated holding time unless received at the laboratory within 15 minutes of the collection time.
	A calculated total result (Example: Total Pesticides) is the summation of each component concentration and/or, if "J" flags are reported, estimated concentration. Component concentrations showing not detected (ND) are summed into the calculated total result as zero concentrations.

Vikas Patel

From: Patrick McCarthy <patrick.mccarthy@enthalpy.com>
Sent: Thursday, November 08, 2018 10:41 AM
To: Erick Ovalle
Cc: Vikas Patel
Subject: Re: Sample receipt confirmation / 18-11-0469 / 304731
Attachments: image003.jpg

Please proceed with the collection time on the container.

Thanks,

Patrick McCarthy
 Project Manager
 Enthalpy Analytical LLC
 (formerly Curtis & Tompkins, Ltd.)
 2323 Fifth St., Berkeley, CA 94710
 Office: (510) 486.0900
 Direct: (510) 204.2236
www.curtisandtompkins.com

In observance of Thanksgiving, Christmas and New Year, Enthalpy Analytical will be closed on November 22nd - 23rd, December 24th - 25th and January 1st. For special projects or short hold analyses, please coordinate with your project manager in advance.

On Thu, Nov 8, 2018 at 10:40 AM Erick Ovalle <ErickOvalle@eurofinsus.com> wrote:

Sample receipt confirmation attached. Please review and advise of any changes required.

Sample 9: The collection time listed on the container does not match the COC. Please advise what is the correct time that we should use?

Please call with any questions or concerns.

Best Regards,

Erick Ovalle
 Project Manager Assistant

Eurofins Calscience
 7440 Lincoln Way
 Garden Grove, CA 92841-1427

The information transmitted is intended only for the person or entity to which it is addressed and may contain confidential and/or privileged material. Any review, retransmission, dissemination or other use of, or taking of any action in reliance upon this information by persons or entities other than the intended recipient is prohibited. If you receive this in error, please contact the sender and delete the material from any computer. Email transmission cannot be guaranteed to be secure or error free as information could be intercepted, corrupted, lost, destroyed, arrive late or incomplete. The sender therefore is in no way liable for any errors or omissions in the content of this message which may arise as a result of email transmission. If verification is required, please request a hard copy. We take reasonable precautions to ensure our emails are free from viruses. You need, however, to verify that this email and any attachments are free of viruses, as we can take no responsibility for any computer viruses, which might be transferred by way of this email. We may monitor all email communication through our networks. If you contact us by email, we may store your name and address to facilitate communication.

CONFIDENTIALITY NOTICE: The contents of this email message and any attachments are intended solely for the addressee(s) and may contain confidential, proprietary and/or privileged information and may be legally protected from disclosure. If you are not the intended recipient of this message or their agent, or if this message has been addressed to you in error, please immediately alert the sender by reply email and then delete this message and any attachments and the reply from your system. If you are not the intended recipient, you are hereby notified that any disclosure, use, dissemination, copying, or storage of this message or its attachments is strictly prohibited.

Enthalpy Berkeley

2323 Fifth Street
Berkeley, CA 94710
(510) 486-0900
(510) 486-0532

18-11-0469

Project Number: 304731
Site: Vallco Cupertino, CA

Subcontract Laboratory:
Eurofins (CalScience)
7440 Lincoln Way
Garden Grove, CA 92841-1432
(714) 895-5494
ATTN: Vik Patel

Results due: Report Level: II

Please send report to: Patrick McCarthy (patrick.mccarthy@enthalpy.com)
*** Please report using Sample ID rather than Enthalpy (Berkeley) Lab #.



Sample ID	Sampled	Matrix	Analysis	Lab #	Comments
S-1-(1) 1	10/30 10:15	Soil	8151	304731-001	
S-1-(5) 2	10/30 10:25	Soil	8151	304731-002	
S-2-(1) 3	10/30 10:40	Soil	8151	304731-006	
S-2-(5) 4	10/30 10:45	Soil	8151	304731-007	
S-3-(1) 5	10/30 08:45	Soil	8151	304731-011	
S-3-(5) 6	10/30 08:50	Soil	8151	304731-012	
S-4-(1) 7	10/30 09:15	Soil	8151	304731-016	
S-4-(5) 8	10/30 07:30	Soil	8151	304731-017	
S-5-(1) 9	10/30 13:20	Soil	8151	304731-021	
S-5-(5) 10	10/30 12:40	Soil	8151	304731-022	
S-6-(1) 11	10/30 14:00	Soil	8151	304731-026	
S-6-(5) 12	10/30 14:05	Soil	8151	304731-027	
S-7-(2) 13	10/30 14:15	Soil	8151	304731-033	
S-7-(5) 14	10/30 14:40	Soil	8151	304731-034	
S-8-(1) 15	10/30 17:05	Soil	8151	304731-038	
S-8-(5) 16	10/30 17:15	Soil	8151	304731-039	
W-5-(1) 17	10/30 17:20	Soil	8151	304731-043	
W-5-(5) 18	10/30 17:25	Soil	8151	304731-044	
W-1-(1) 19	10/31 08:05	Soil	8151	304731-049	
W-1-(5) 20	10/31 08:10	Soil	8151	304731-050	
E-2-(1) 21	10/31 09:30	Soil	8151	304731-054	
E-2-(5) 22	10/31 09:35	Soil	8151	304731-055	
W-2-(2) 23	10/31 11:05	Soil	8151	304731-059	
W-2-(5) 24	10/31 11:15	Soil	8151	304731-060	
W-3-(1) 25	10/31 12:50	Soil	8151	304731-064	
W-3-(5) 26	10/31 13:00	Soil	8151	304731-065	
W-4-(1) 27	10/31 13:45	Soil	8151	304731-069	
W-4-(5) 28	10/31 13:55	Soil	8151	304731-070	

Enthalpy Berkeley

0469

2323 Fifth Street
Berkeley, CA 94710
(510) 486-0900
(510) 486-0532

Return to Contents

Notes:	Relinquished By:	Received By:
		
	Date/Time: 11/6/18 12:30	Date/Time:
		
	Date/Time:	Date/Time: 11/7/18 0930

Signature on this form constitutes a firm Purchase Order for the services requested above.



Ship From
CURTIS & TOMPKINS
MICHAEL DAHLQUIST
2323 FIFTH STREET
BERKELEY, CA 94710

Tracking #: 542680983

PDS



0469


Ship To
EUROFINS (CALSCIENCE)
VIK PATEL
7440 LINCOLN WAY
92841-1432
GARDEN GROVE, CA 92841

ORC
GARDEN GROVE

C

COD: \$0.00
Weight: 0 lb(s)
Reference:

S92841A



93329833

Delivery Instructions:

Signature Type: STANDARD

Print Date: 11/6/2018 12:44 PM

LABEL INSTRUCTIONS:

- Do not copy or reprint this label for additional shipments - each package must have a unique barcode.**
- Step 1: Use the "Print Label" button on this page to print the shipping label on a laser or inkjet printer.
- Step 2: Fold this page in half.
- Step 3: Securely attach this label to your package and do not cover the barcode.

TERMS AND CONDITIONS:

By giving us your shipment to deliver, you agree to all of the GSO service terms & conditions including, but not limited to; limits of liability, declared value conditions, and claim procedures which are available on our website at www.gso.com.

Return to Contents

SAMPLE RECEIPT CHECKLIST

COOLER 1 OF 1

CLIENT: Enthalpy

DATE: 11/07/2018

TEMPERATURE: (Criteria: 0.0°C – 6.0°C, not frozen except sediment/tissue)
 Thermometer ID: SC6 (CF: 0.0°C); Temperature (w/o CF): 2.7 °C (w/ CF): 2.7 °C; Blank Sample
 Sample(s) outside temperature criteria (PM/APM contacted by: _____)
 Sample(s) outside temperature criteria but received on ice/chilled on same day of sampling
 Sample(s) received at ambient temperature; placed on ice for transport by courier
 Ambient Temperature: Air Filter Checked by: UJ6P

CUSTODY SEAL:
 Cooler Present and Intact Present but Not Intact Not Present N/A Checked by: UJ6P
 Sample(s) Present and Intact Present but Not Intact Not Present N/A Checked by: HMMW

SAMPLE CONDITION:	Yes	No	N/A
Chain-of-Custody (COC) document(s) received with samples	<input checked="" type="checkbox"/>	<input type="checkbox"/>	<input type="checkbox"/>
COC document(s) received complete	<input checked="" type="checkbox"/>	<input type="checkbox"/>	<input type="checkbox"/>
<input type="checkbox"/> Sampling date <input type="checkbox"/> Sampling time <input type="checkbox"/> Matrix <input type="checkbox"/> Number of containers			
<input type="checkbox"/> No analysis requested <input type="checkbox"/> Not relinquished <input type="checkbox"/> No relinquished date <input type="checkbox"/> No relinquished time			
Sampler's name indicated on COC	<input type="checkbox"/>	<input type="checkbox"/>	<input checked="" type="checkbox"/>
Sample container label(s) consistent with COC	<input checked="" type="checkbox"/>	<input checked="" type="checkbox"/>	<input type="checkbox"/>
Sample container(s) intact and in good condition	<input checked="" type="checkbox"/>	<input type="checkbox"/>	<input type="checkbox"/>
Proper containers for analyses requested	<input checked="" type="checkbox"/>	<input type="checkbox"/>	<input type="checkbox"/>
Sufficient volume/mass for analyses requested	<input checked="" type="checkbox"/>	<input type="checkbox"/>	<input type="checkbox"/>
Samples received within holding time	<input checked="" type="checkbox"/>	<input type="checkbox"/>	<input type="checkbox"/>
Aqueous samples for certain analyses received within 15-minute holding time			
<input type="checkbox"/> pH <input type="checkbox"/> Residual Chlorine <input type="checkbox"/> Dissolved Sulfide <input type="checkbox"/> Dissolved Oxygen	<input type="checkbox"/>	<input type="checkbox"/>	<input checked="" type="checkbox"/>
Proper preservation chemical(s) noted on COC and/or sample container	<input type="checkbox"/>	<input type="checkbox"/>	<input checked="" type="checkbox"/>
Unpreserved aqueous sample(s) received for certain analyses			
<input type="checkbox"/> Volatile Organics <input type="checkbox"/> Total Metals <input type="checkbox"/> Dissolved Metals			
Acid/base preserved samples - pH within acceptable range	<input type="checkbox"/>	<input type="checkbox"/>	<input checked="" type="checkbox"/>
Container(s) for certain analysis free of headspace.....	<input type="checkbox"/>	<input type="checkbox"/>	<input checked="" type="checkbox"/>
<input type="checkbox"/> Volatile Organics <input type="checkbox"/> Dissolved Gases (RSK-175) <input type="checkbox"/> Dissolved Oxygen (SM 4500)			
<input type="checkbox"/> Carbon Dioxide (SM 4500) <input type="checkbox"/> Ferrous Iron (SM 3500) <input type="checkbox"/> Hydrogen Sulfide (Hach)			
Tedlar™ bag(s) free of condensation	<input type="checkbox"/>	<input type="checkbox"/>	<input checked="" type="checkbox"/>

CONTAINER TYPE: (Trip Blank Lot Number: _____)
 Aqueous: VOA VOAh VOAna₂ 100PJ 100PJna₂ 125AGB 125AGBh 125AGBp 125PB 125PBz_{na} (pH__9)
 250AGB 250CGB 250CGBs (pH__2) 250PB 250PBn (pH__2) 500AGB 500AGJ 500AGJs (pH__2) 500PB
 1AGB 1AGBna₂ 1AGBs (pH__2) 1AGBs (O&G) 1PB 1PBna (pH__12) _____ _____ _____
 Solid: 4ozCGJ 8ozCGJ 16ozCGJ Sleeve (____) EnCores® (____) TerraCores® (____) _____ _____ _____
 Air: Tedlar™ Canister Sorbent Tube PUF _____ Other Matrix (____): _____ _____ _____
 Container: A = Amber, B = Bottle, C = Clear, E = Envelope, G = Glass, J = Jar, P = Plastic, and Z = Ziploc/Resealable Bag
 Preservative: b = buffered, f = filtered, h = HCl, n = HNO₃, na = NaOH, na₂ = Na₂S₂O₃, p = H₃PO₄, Labeled/Checked by: HMMW
 s = H₂SO₄, u = ultra-pure, x = Na₂SO₃+NaHSO₄.H₂O, z_{na} = Zn (CH₃CO₂)₂ + NaOH Reviewed by: UJ6P

SAMPLE ANOMALY REPORT

DATE: 11/7/2018

SAMPLES, CONTAINERS, AND LABELS:

- Sample(s) NOT RECEIVED but listed on COC
- Sample(s) received but NOT LISTED on COC
- Holding time expired (list client or ECI sample ID and analysis)
- Insufficient sample amount for requested analysis (list analysis)
- Improper container(s) used (list analysis)
- Improper preservative used (list analysis)
- pH outside acceptable range (list analysis)
- No preservative noted on COC or label (list analysis and notify lab)
- Sample container(s) not labeled
- Client sample label(s) illegible (list container type and analysis)
- Client sample label(s) do not match COC (comment)
 - Project information
 - Client sample ID
 - Sampling date and/or time
 - Number of container(s)
 - Requested analysis
- Sample container(s) compromised (comment)
 - Broken
 - Water present in sample container
- Air sample container(s) compromised (comment)
 - Flat
 - Very low in volume
 - Leaking (not transferred; duplicate bag submitted)
 - Leaking (transferred into ECI Tedlar™ bags*)
 - Leaking (transferred into client's Tedlar™ bags*)

* Transferred at client's request.

Comments

(-9) collection time per label is 12:30

MISCELLANEOUS: (Describe)

Comments

HEADSPACE:

(Containers with bubble > 6 mm or ¼ inch for volatile organic or dissolved gas analysis)

ECI Sample ID	ECI Container ID	Total Number**	ECI Sample ID	ECI Container ID	Total Number**

(Containers with bubble for other analysis)

ECI Sample ID	ECI Container ID	Total Number**	Requested Analysis

Comments: _____

Reported by: *HAMW*
 Reviewed by: *JWL2*

** Record the total number of containers (i.e., vials or bottles) for the affected sample.

Return to Contents

APPENDIX

E

MCCAMPBELL
ANALYTICAL
REPORTS



McC Campbell Analytical, Inc.

"When Quality Counts"

Analytical Report

WorkOrder: 1901429

Report Created for: WSP USA Corp

2025 Gateway Place, #348 (3rd Floor Back of Build
San Jose, CA 95110

Project Contact: San Jose Main

Project P.O.:

Project: 31401588.001; Vallco

Project Received: 01/10/2019

Analytical Report reviewed & approved for release on 01/16/2019 by:

The report shall not be reproduced except in full, without the written approval of the laboratory. The analytical results relate only to the items tested. Results reported conform to the most current NELAP standards, where applicable, unless otherwise stated in the case narrative.





Glossary of Terms & Qualifier Definitions

Client: WSP USA Corp
Project: 31401588.001; Vallco
WorkOrder: 1901429

Glossary Abbreviation

%D	Serial Dilution Percent Difference
95% Interval	95% Confident Interval
DF	Dilution Factor
DI WET	(DISTLC) Waste Extraction Test using DI water
DISS	Dissolved (direct analysis of 0.45 µm filtered and acidified water sample)
DLT	Dilution Test (Serial Dilution)
DUP	Duplicate
EDL	Estimated Detection Limit
ERS	External reference sample. Second source calibration verification.
ITEF	International Toxicity Equivalence Factor
LCS	Laboratory Control Sample
MB	Method Blank
MB % Rec	% Recovery of Surrogate in Method Blank, if applicable
MDL	Method Detection Limit
ML	Minimum Level of Quantitation
MS	Matrix Spike
MSD	Matrix Spike Duplicate
N/A	Not Applicable
ND	Not detected at or above the indicated MDL or RL
NR	Data Not Reported due to matrix interference or insufficient sample amount.
PDS	Post Digestion Spike
PDSD	Post Digestion Spike Duplicate
PF	Prep Factor
RD	Relative Difference
RL	Reporting Limit (The RL is the lowest calibration standard in a multipoint calibration.)
RPD	Relative Percent Deviation
RRT	Relative Retention Time
SPK Val	Spike Value
SPKRef Val	Spike Reference Value
SPLP	Synthetic Precipitation Leachate Procedure
ST	Sorbent Tube
TCLP	Toxicity Characteristic Leachate Procedure
TEQ	Toxicity Equivalents
TZA	TimeZone Net Adjustment for sample collected outside of MAI's UTC.
WET (STLC)	Waste Extraction Test (Soluble Threshold Limit Concentration)



Glossary of Terms & Qualifier Definitions

Client: WSP USA Corp
Project: 31401588.001; Vallco
WorkOrder: 1901429

Analytical Qualifiers

B Analyte detected in the associated Method Blank and in the sample
J Result is less than the RL/ML but greater than the MDL. The reported concentration is an estimated value.
P Agreement between quantitative confirmation results exceed method recommended limits
a3 Sample diluted due to high organic content.

Quality Control Qualifiers

F1 MS/MSD recovery and/or RPD is out of acceptance criteria; LCS validates the prep batch.
F3 The surrogate standard recovery and/or RPD is outside of acceptance limits.



Detection Summary

Client: WSP USA Corp
Project: 31401588.001; Vallco

WorkOrder: 1901429

Client ID: SB-001-(0.5)

Lab ID: 1901429-001A

Analyte	Result	Qual	RL	DF	Unit	ExtType/ CleanUp	Method
Lead	38		0.50	1	mg/Kg		SW6020
p,p-DDE	0.020		0.0050	5	mg/kg		SW8081A
p,p-DDT	0.020		0.0050	5	mg/kg		SW8081A

Client ID: SB-001-(1)

Lab ID: 1901429-002A

Analyte	Result	Qual	RL	DF	Unit	ExtType/ CleanUp	Method
Lead	56		0.50	1	mg/Kg		SW6020
p,p-DDD	0.0030		0.0020	2	mg/kg		SW8081A
p,p-DDE	0.072		0.0020	2	mg/kg		SW8081A
p,p-DDT	0.057		0.0020	2	mg/kg		SW8081A
Dieldrin	0.0029		0.0020	2	mg/kg		SW8081A

Client ID: SB-001-(2)

Lab ID: 1901429-003A

Analyte	Result	Qual	RL	DF	Unit	ExtType/ CleanUp	Method
Lead	6.2		0.50	1	mg/Kg		SW6020
p,p-DDE	0.0044		0.0010	1	mg/kg		SW8081A

Client ID: SB-001-(3)

Lab ID: 1901429-004A

Analyte	Result	Qual	RL	DF	Unit	ExtType/ CleanUp	Method
Lead	4.7		0.50	1	mg/Kg		SW6020

Client ID: SB-002-(0.5)

Lab ID: 1901429-005A

Analyte	Result	Qual	RL	DF	Unit	ExtType/ CleanUp	Method
Lead	16		0.50	1	mg/Kg		SW6020

Client ID: SB-002-(1)

Lab ID: 1901429-006A

Analyte	Result	Qual	RL	DF	Unit	ExtType/ CleanUp	Method
Lead	8.5		0.50	1	mg/Kg		SW6020
p,p-DDE	0.0043		0.0010	1	mg/kg		SW8081A
p,p-DDT	0.0018		0.0010	1	mg/kg		SW8081A

Client ID: SB-002-(2)

Lab ID: 1901429-007A

Analyte	Result	Qual	RL	DF	Unit	ExtType/ CleanUp	Method
Lead	9.6		0.50	1	mg/Kg		SW6020
p,p-DDE	0.0091		0.0010	1	mg/kg		SW8081A
p,p-DDT	0.0031		0.0010	1	mg/kg		SW8081A

Client ID: SB-002-(3)

Lab ID: 1901429-008A

Analyte	Result	Qual	RL	DF	Unit	ExtType/ CleanUp	Method
Lead	5.9		0.50	1	mg/Kg		SW6020



Detection Summary

Client: WSP USA Corp
Project: 31401588.001; Vallco

WorkOrder: 1901429

Client ID: SB-002-(3)

Lab ID: 1901429-008A

Analyte	Result	Qual	RL	DF	Unit	ExtType/ CleanUp	Method
Lead	5.9		0.50	1	mg/Kg		SW6020

Client ID: SB-003-(0.5)

Lab ID: 1901429-009A

Analyte	Result	Qual	RL	DF	Unit	ExtType/ CleanUp	Method
Lead	11		0.50	1	mg/Kg		SW6020
a-Chlordane	0.012		0.0050	5	mg/kg		SW8081A
g-Chlordane	0.011		0.0050	5	mg/kg		SW8081A
p,p-DDE	0.018		0.0050	5	mg/kg		SW8081A
p,p-DDT	0.014		0.0050	5	mg/kg		SW8081A
Dieldrin	0.0057		0.0050	5	mg/kg		SW8081A

Client ID: SB-003-(1)

Lab ID: 1901429-010A

Analyte	Result	Qual	RL	DF	Unit	ExtType/ CleanUp	Method
Lead	4.5		0.50	1	mg/Kg		SW6020

Client ID: SB-003-(2)

Lab ID: 1901429-011A

Analyte	Result	Qual	RL	DF	Unit	ExtType/ CleanUp	Method
Lead	3.3		0.50	1	mg/Kg		SW6020

Client ID: SB-003-(3)

Lab ID: 1901429-012A

Analyte	Result	Qual	RL	DF	Unit	ExtType/ CleanUp	Method
Lead	5.8		0.50	1	mg/Kg		SW6020
p,p-DDE	0.0020		0.0020	2	mg/kg		SW8081A
p,p-DDT	0.0029		0.0020	2	mg/kg		SW8081A

Client ID: SB-004-(0.5)

Lab ID: 1901429-013A

Analyte	Result	Qual	RL	DF	Unit	ExtType/ CleanUp	Method
Lead	30		0.50	1	mg/Kg		SW6020
p,p-DDE	0.0075		0.0020	2	mg/kg		SW8081A
p,p-DDT	0.0032	P	0.0020	2	mg/kg		SW8081A

Client ID: SB-004-(1)

Lab ID: 1901429-014A

Analyte	Result	Qual	RL	DF	Unit	ExtType/ CleanUp	Method
Lead	14		0.50	1	mg/Kg		SW6020
p,p-DDE	0.0096		0.0050	5	mg/kg		SW8081A
p,p-DDT	0.0095		0.0050	5	mg/kg		SW8081A



Detection Summary

Client: WSP USA Corp
Project: 31401588.001; Vallco

WorkOrder: 1901429

Client ID: SB-004-(2)

Lab ID: 1901429-015A

Analyte	Result	Qual	RL	DF	Unit	ExtType/ CleanUp	Method
Lead	30	B	0.50	1	mg/Kg		SW6020
a-Chlordane	0.0013	P	0.0010	1	mg/kg		SW8081A
p,p-DDD	0.0013		0.0010	1	mg/kg		SW8081A
p,p-DDE	0.20		0.0010	1	mg/kg		SW8081A
p,p-DDT	0.085		0.0010	1	mg/kg		SW8081A
Dieldrin	0.0047		0.0010	1	mg/kg		SW8081A

Client ID: SB-004-(3)

Lab ID: 1901429-016A

Analyte	Result	Qual	RL	DF	Unit	ExtType/ CleanUp	Method
Lead	17	B	0.50	1	mg/Kg		SW6020
p,p-DDE	0.0078		0.0010	1	mg/kg		SW8081A
p,p-DDT	0.0027		0.0010	1	mg/kg		SW8081A

Client ID: SB-005-(0.5)

Lab ID: 1901429-017A

Analyte	Result	Qual	RL	DF	Unit	ExtType/ CleanUp	Method
Lead	21	B	0.50	1	mg/Kg		SW6020
p,p-DDE	0.052		0.0020	2	mg/kg		SW8081A
p,p-DDT	0.023		0.0020	2	mg/kg		SW8081A
Dieldrin	0.0026		0.0020	2	mg/kg		SW8081A

Client ID: SB-005-(1)

Lab ID: 1901429-018A

Analyte	Result	Qual	RL	DF	Unit	ExtType/ CleanUp	Method
Lead	21	B	0.50	1	mg/Kg		SW6020
g-Chlordane	0.0026		0.0020	2	mg/kg		SW8081A
p,p-DDD	0.0026		0.0020	2	mg/kg		SW8081A
p,p-DDE	0.11		0.0020	2	mg/kg		SW8081A
p,p-DDT	0.032		0.0020	2	mg/kg		SW8081A
Dieldrin	0.0035		0.0020	2	mg/kg		SW8081A

Client ID: SB-005-(2)

Lab ID: 1901429-019A

Analyte	Result	Qual	RL	DF	Unit	ExtType/ CleanUp	Method
Lead	6.5	B	0.50	1	mg/Kg		SW6020
p,p-DDE	0.0017		0.0010	1	mg/kg		SW8081A

Client ID: SB-005-(3)

Lab ID: 1901429-020A

Analyte	Result	Qual	RL	DF	Unit	ExtType/ CleanUp	Method
Lead	6.2	B	0.50	1	mg/Kg		SW6020



Detection Summary

Client: WSP USA Corp
Project: 31401588.001; Vallco

WorkOrder: 1901429

Client ID: SB-006-(0.5)

Lab ID: 1901429-021A

Analyte	Result	Qual	RL	DF	Unit	ExtType/ CleanUp	Method
Lead	6.7	B	0.50	1	mg/Kg		SW6020

Client ID: SB-006-(1)

Lab ID: 1901429-022A

Analyte	Result	Qual	RL	DF	Unit	ExtType/ CleanUp	Method
Lead	6.6	B	0.50	1	mg/Kg		SW6020

Client ID: SB-006-(2)

Lab ID: 1901429-023A

Analyte	Result	Qual	RL	DF	Unit	ExtType/ CleanUp	Method
Lead	5.5	B	0.50	1	mg/Kg		SW6020

Client ID: SB-006-(3)

Lab ID: 1901429-024A

Analyte	Result	Qual	RL	DF	Unit	ExtType/ CleanUp	Method
Lead	6.5	B	0.50	1	mg/Kg		SW6020

Client ID: SB-007-(0.5)

Lab ID: 1901429-025A

Analyte	Result	Qual	RL	DF	Unit	ExtType/ CleanUp	Method
Lead	5.2	B	0.50	1	mg/Kg		SW6020

Client ID: SB-007-(1)

Lab ID: 1901429-026A

Analyte	Result	Qual	RL	DF	Unit	ExtType/ CleanUp	Method
Lead	7.7	B	0.50	1	mg/Kg		SW6020

Client ID: SB-007-(2)

Lab ID: 1901429-027A

Analyte	Result	Qual	RL	DF	Unit	ExtType/ CleanUp	Method
Lead	6.7	B	0.50	1	mg/Kg		SW6020
p,p-DDE	0.0017		0.0010	1	mg/kg		SW8081A
p,p-DDT	0.0013		0.0010	1	mg/kg		SW8081A

Client ID: SB-007-(3)

Lab ID: 1901429-028A

Analyte	Result	Qual	RL	DF	Unit	ExtType/ CleanUp	Method
Lead	5.9	B	0.50	1	mg/Kg		SW6020



Analytical Report

Client: WSP USA Corp
Date Received: 1/10/19 16:00
Date Prepared: 1/10/19
Project: 31401588.001; Vallco

WorkOrder: 1901429
Extraction Method: SW3550B
Analytical Method: SW8081A
Unit: mg/kg

Organochlorine Pesticides

Client ID	Lab ID	Matrix	Date Collected	Instrument	Batch ID
SB-001-(0.5)	1901429-001A	Soil	01/10/2019 08:20	GC20 01111927.D	171267

Analytes	Result	RL	DF	Date Analyzed
Aldrin	ND	0.0050	5	01/11/2019 19:08
a-BHC	ND	0.0050	5	01/11/2019 19:08
b-BHC	ND	0.0050	5	01/11/2019 19:08
d-BHC	ND	0.0050	5	01/11/2019 19:08
g-BHC	ND	0.0050	5	01/11/2019 19:08
Chlordane (Technical)	ND	0.12	5	01/11/2019 19:08
a-Chlordane	ND	0.0050	5	01/11/2019 19:08
g-Chlordane	ND	0.0050	5	01/11/2019 19:08
p,p-DDD	ND	0.0050	5	01/11/2019 19:08
p,p-DDE	0.020	0.0050	5	01/11/2019 19:08
p,p-DDT	0.020	0.0050	5	01/11/2019 19:08
Dieldrin	ND	0.0050	5	01/11/2019 19:08
Endosulfan I	ND	0.0050	5	01/11/2019 19:08
Endosulfan II	ND	0.0050	5	01/11/2019 19:08
Endosulfan sulfate	ND	0.0050	5	01/11/2019 19:08
Endrin	ND	0.0050	5	01/11/2019 19:08
Endrin aldehyde	ND	0.0050	5	01/11/2019 19:08
Endrin ketone	ND	0.0050	5	01/11/2019 19:08
Heptachlor	ND	0.0050	5	01/11/2019 19:08
Heptachlor epoxide	ND	0.0050	5	01/11/2019 19:08
Hexachlorobenzene	ND	0.050	5	01/11/2019 19:08
Hexachlorocyclopentadiene	ND	0.10	5	01/11/2019 19:08
Methoxychlor	ND	0.0050	5	01/11/2019 19:08
Toxaphene	ND	0.25	5	01/11/2019 19:08

Surrogates	REC (%)	Limits	Date Analyzed
Decachlorobiphenyl	126	69-143	01/11/2019 19:08

Analyst(s): CK



Analytical Report

Client: WSP USA Corp
Date Received: 1/10/19 16:00
Date Prepared: 1/10/19
Project: 31401588.001; Vallco

WorkOrder: 1901429
Extraction Method: SW3550B
Analytical Method: SW8081A
Unit: mg/kg

Organochlorine Pesticides

Client ID	Lab ID	Matrix	Date Collected	Instrument	Batch ID
SB-001-(1)	1901429-002A	Soil	01/10/2019 08:25	GC20 01111936.D	171267
<u>Analytes</u>	<u>Result</u>		<u>RL</u>	<u>DF</u>	<u>Date Analyzed</u>
Aldrin	ND		0.0020	2	01/11/2019 21:30
a-BHC	ND		0.0020	2	01/11/2019 21:30
b-BHC	ND		0.0020	2	01/11/2019 21:30
d-BHC	ND		0.0020	2	01/11/2019 21:30
g-BHC	ND		0.0020	2	01/11/2019 21:30
Chlordane (Technical)	ND		0.050	2	01/11/2019 21:30
a-Chlordane	ND		0.0020	2	01/11/2019 21:30
g-Chlordane	ND		0.0020	2	01/11/2019 21:30
p,p-DDD	0.0030		0.0020	2	01/11/2019 21:30
p,p-DDE	0.072		0.0020	2	01/11/2019 21:30
p,p-DDT	0.057		0.0020	2	01/11/2019 21:30
Dieldrin	0.0029		0.0020	2	01/11/2019 21:30
Endosulfan I	ND		0.0020	2	01/11/2019 21:30
Endosulfan II	ND		0.0020	2	01/11/2019 21:30
Endosulfan sulfate	ND		0.0020	2	01/11/2019 21:30
Endrin	ND		0.0020	2	01/11/2019 21:30
Endrin aldehyde	ND		0.0020	2	01/11/2019 21:30
Endrin ketone	ND		0.0020	2	01/11/2019 21:30
Heptachlor	ND		0.0020	2	01/11/2019 21:30
Heptachlor epoxide	ND		0.0020	2	01/11/2019 21:30
Hexachlorobenzene	ND		0.020	2	01/11/2019 21:30
Hexachlorocyclopentadiene	ND		0.040	2	01/11/2019 21:30
Methoxychlor	ND		0.0020	2	01/11/2019 21:30
Toxaphene	ND		0.10	2	01/11/2019 21:30
<u>Surrogates</u>	<u>REC (%)</u>		<u>Limits</u>		
Decachlorobiphenyl	127		69-143		01/11/2019 21:30
<u>Analyst(s):</u> CK					

(Cont.)



Analytical Report

Client: WSP USA Corp
Date Received: 1/10/19 16:00
Date Prepared: 1/10/19
Project: 31401588.001; Vallco

WorkOrder: 1901429
Extraction Method: SW3550B
Analytical Method: SW8081A
Unit: mg/kg

Organochlorine Pesticides

Client ID	Lab ID	Matrix	Date Collected	Instrument	Batch ID
SB-001-(2)	1901429-003A	Soil	01/10/2019 08:30	GC20 01111929.D	171267

Analytes	Result	RL	DF	Date Analyzed
Aldrin	ND	0.0010	1	01/11/2019 19:40
a-BHC	ND	0.0010	1	01/11/2019 19:40
b-BHC	ND	0.0010	1	01/11/2019 19:40
d-BHC	ND	0.0010	1	01/11/2019 19:40
g-BHC	ND	0.0010	1	01/11/2019 19:40
Chlordane (Technical)	ND	0.025	1	01/11/2019 19:40
a-Chlordane	ND	0.0010	1	01/11/2019 19:40
g-Chlordane	ND	0.0010	1	01/11/2019 19:40
p,p-DDD	ND	0.0010	1	01/11/2019 19:40
p,p-DDE	0.0044	0.0010	1	01/11/2019 19:40
p,p-DDT	ND	0.0010	1	01/11/2019 19:40
Dieldrin	ND	0.0010	1	01/11/2019 19:40
Endosulfan I	ND	0.0010	1	01/11/2019 19:40
Endosulfan II	ND	0.0010	1	01/11/2019 19:40
Endosulfan sulfate	ND	0.0010	1	01/11/2019 19:40
Endrin	ND	0.0010	1	01/11/2019 19:40
Endrin aldehyde	ND	0.0010	1	01/11/2019 19:40
Endrin ketone	ND	0.0010	1	01/11/2019 19:40
Heptachlor	ND	0.0010	1	01/11/2019 19:40
Heptachlor epoxide	ND	0.0010	1	01/11/2019 19:40
Hexachlorobenzene	ND	0.010	1	01/11/2019 19:40
Hexachlorocyclopentadiene	ND	0.020	1	01/11/2019 19:40
Methoxychlor	ND	0.0010	1	01/11/2019 19:40
Toxaphene	ND	0.050	1	01/11/2019 19:40

Surrogates	REC (%)	Limits	
Decachlorobiphenyl	116	69-143	01/11/2019 19:40

Analyst(s): CK



Analytical Report

Client: WSP USA Corp
Date Received: 1/10/19 16:00
Date Prepared: 1/10/19
Project: 31401588.001; Vallco

WorkOrder: 1901429
Extraction Method: SW3550B
Analytical Method: SW8081A
Unit: mg/kg

Organochlorine Pesticides

Client ID	Lab ID	Matrix	Date Collected	Instrument	Batch ID
SB-001-(3)	1901429-004A	Soil	01/10/2019 08:35	GC20 01111930.D	171267

Analytes	Result	RL	DF	Date Analyzed
Aldrin	ND	0.0010	1	01/11/2019 19:56
a-BHC	ND	0.0010	1	01/11/2019 19:56
b-BHC	ND	0.0010	1	01/11/2019 19:56
d-BHC	ND	0.0010	1	01/11/2019 19:56
g-BHC	ND	0.0010	1	01/11/2019 19:56
Chlordane (Technical)	ND	0.025	1	01/11/2019 19:56
a-Chlordane	ND	0.0010	1	01/11/2019 19:56
g-Chlordane	ND	0.0010	1	01/11/2019 19:56
p,p-DDD	ND	0.0010	1	01/11/2019 19:56
p,p-DDE	ND	0.0010	1	01/11/2019 19:56
p,p-DDT	ND	0.0010	1	01/11/2019 19:56
Dieldrin	ND	0.0010	1	01/11/2019 19:56
Endosulfan I	ND	0.0010	1	01/11/2019 19:56
Endosulfan II	ND	0.0010	1	01/11/2019 19:56
Endosulfan sulfate	ND	0.0010	1	01/11/2019 19:56
Endrin	ND	0.0010	1	01/11/2019 19:56
Endrin aldehyde	ND	0.0010	1	01/11/2019 19:56
Endrin ketone	ND	0.0010	1	01/11/2019 19:56
Heptachlor	ND	0.0010	1	01/11/2019 19:56
Heptachlor epoxide	ND	0.0010	1	01/11/2019 19:56
Hexachlorobenzene	ND	0.010	1	01/11/2019 19:56
Hexachlorocyclopentadiene	ND	0.020	1	01/11/2019 19:56
Methoxychlor	ND	0.0010	1	01/11/2019 19:56
Toxaphene	ND	0.050	1	01/11/2019 19:56

Surrogates	REC (%)	Limits	
Decachlorobiphenyl	113	69-143	01/11/2019 19:56

Analyst(s): CK



Analytical Report

Client: WSP USA Corp
Date Received: 1/10/19 16:00
Date Prepared: 1/10/19
Project: 31401588.001; Vallco

WorkOrder: 1901429
Extraction Method: SW3550B
Analytical Method: SW8081A
Unit: mg/kg

Organochlorine Pesticides

Client ID	Lab ID	Matrix	Date Collected	Instrument	Batch ID
SB-002-(0.5)	1901429-005A	Soil	01/10/2019 08:45	GC20 01111942.D	171267

Analytes	Result	RL	DF	Date Analyzed
Aldrin	ND	0.0020	2	01/11/2019 23:05
a-BHC	ND	0.0020	2	01/11/2019 23:05
b-BHC	ND	0.0020	2	01/11/2019 23:05
d-BHC	ND	0.0020	2	01/11/2019 23:05
g-BHC	ND	0.0020	2	01/11/2019 23:05
Chlordane (Technical)	ND	0.050	2	01/11/2019 23:05
a-Chlordane	ND	0.0020	2	01/11/2019 23:05
g-Chlordane	ND	0.0020	2	01/11/2019 23:05
p,p-DDD	ND	0.0020	2	01/11/2019 23:05
p,p-DDE	ND	0.0020	2	01/11/2019 23:05
p,p-DDT	ND	0.0020	2	01/11/2019 23:05
Dieldrin	ND	0.0020	2	01/11/2019 23:05
Endosulfan I	ND	0.0020	2	01/11/2019 23:05
Endosulfan II	ND	0.0020	2	01/11/2019 23:05
Endosulfan sulfate	ND	0.0020	2	01/11/2019 23:05
Endrin	ND	0.0020	2	01/11/2019 23:05
Endrin aldehyde	ND	0.0020	2	01/11/2019 23:05
Endrin ketone	ND	0.0020	2	01/11/2019 23:05
Heptachlor	ND	0.0020	2	01/11/2019 23:05
Heptachlor epoxide	ND	0.0020	2	01/11/2019 23:05
Hexachlorobenzene	ND	0.020	2	01/11/2019 23:05
Hexachlorocyclopentadiene	ND	0.040	2	01/11/2019 23:05
Methoxychlor	ND	0.0020	2	01/11/2019 23:05
Toxaphene	ND	0.10	2	01/11/2019 23:05

Surrogates	REC (%)	Limits	Date Analyzed
Decachlorobiphenyl	121	69-143	01/11/2019 23:05

Analyst(s): CK

Analytical Comments: a3

(Cont.)



Analytical Report

Client: WSP USA Corp
Date Received: 1/10/19 16:00
Date Prepared: 1/10/19
Project: 31401588.001; Vallco

WorkOrder: 1901429
Extraction Method: SW3550B
Analytical Method: SW8081A
Unit: mg/kg

Organochlorine Pesticides

Client ID	Lab ID	Matrix	Date Collected	Instrument	Batch ID
SB-002-(1)	1901429-006A	Soil	01/10/2019 08:50	GC20 01111931.D	171267

Analytes	Result	RL	DF	Date Analyzed
Aldrin	ND	0.0010	1	01/11/2019 20:11
a-BHC	ND	0.0010	1	01/11/2019 20:11
b-BHC	ND	0.0010	1	01/11/2019 20:11
d-BHC	ND	0.0010	1	01/11/2019 20:11
g-BHC	ND	0.0010	1	01/11/2019 20:11
Chlordane (Technical)	ND	0.025	1	01/11/2019 20:11
a-Chlordane	ND	0.0010	1	01/11/2019 20:11
g-Chlordane	ND	0.0010	1	01/11/2019 20:11
p,p-DDD	ND	0.0010	1	01/11/2019 20:11
p,p-DDE	0.0043	0.0010	1	01/11/2019 20:11
p,p-DDT	0.0018	0.0010	1	01/11/2019 20:11
Dieldrin	ND	0.0010	1	01/11/2019 20:11
Endosulfan I	ND	0.0010	1	01/11/2019 20:11
Endosulfan II	ND	0.0010	1	01/11/2019 20:11
Endosulfan sulfate	ND	0.0010	1	01/11/2019 20:11
Endrin	ND	0.0010	1	01/11/2019 20:11
Endrin aldehyde	ND	0.0010	1	01/11/2019 20:11
Endrin ketone	ND	0.0010	1	01/11/2019 20:11
Heptachlor	ND	0.0010	1	01/11/2019 20:11
Heptachlor epoxide	ND	0.0010	1	01/11/2019 20:11
Hexachlorobenzene	ND	0.010	1	01/11/2019 20:11
Hexachlorocyclopentadiene	ND	0.020	1	01/11/2019 20:11
Methoxychlor	ND	0.0010	1	01/11/2019 20:11
Toxaphene	ND	0.050	1	01/11/2019 20:11

Surrogates	REC (%)	Limits	Date Analyzed
Decachlorobiphenyl	115	69-143	01/11/2019 20:11

Analyst(s): CK



Analytical Report

Client: WSP USA Corp
Date Received: 1/10/19 16:00
Date Prepared: 1/10/19
Project: 31401588.001; Vallco

WorkOrder: 1901429
Extraction Method: SW3550B
Analytical Method: SW8081A
Unit: mg/kg

Organochlorine Pesticides

Client ID	Lab ID	Matrix	Date Collected	Instrument	Batch ID
SB-002-(2)	1901429-007A	Soil	01/10/2019 08:55	GC22 01111928.D	171270

Analytes	Result	RL	DF	Date Analyzed
Aldrin	ND	0.0010	1	01/12/2019 01:51
a-BHC	ND	0.0010	1	01/12/2019 01:51
b-BHC	ND	0.0010	1	01/12/2019 01:51
d-BHC	ND	0.0010	1	01/12/2019 01:51
g-BHC	ND	0.0010	1	01/12/2019 01:51
Chlordane (Technical)	ND	0.025	1	01/12/2019 01:51
a-Chlordane	ND	0.0010	1	01/12/2019 01:51
g-Chlordane	ND	0.0010	1	01/12/2019 01:51
p,p-DDD	ND	0.0010	1	01/12/2019 01:51
p,p-DDE	0.0091	0.0010	1	01/12/2019 01:51
p,p-DDT	0.0031	0.0010	1	01/12/2019 01:51
Dieldrin	ND	0.0010	1	01/12/2019 01:51
Endosulfan I	ND	0.0010	1	01/12/2019 01:51
Endosulfan II	ND	0.0010	1	01/12/2019 01:51
Endosulfan sulfate	ND	0.0010	1	01/12/2019 01:51
Endrin	ND	0.0010	1	01/12/2019 01:51
Endrin aldehyde	ND	0.0010	1	01/12/2019 01:51
Endrin ketone	ND	0.0010	1	01/12/2019 01:51
Heptachlor	ND	0.0010	1	01/12/2019 01:51
Heptachlor epoxide	ND	0.0010	1	01/12/2019 01:51
Hexachlorobenzene	ND	0.010	1	01/12/2019 01:51
Hexachlorocyclopentadiene	ND	0.020	1	01/12/2019 01:51
Methoxychlor	ND	0.0010	1	01/12/2019 01:51
Toxaphene	ND	0.050	1	01/12/2019 01:51

Surrogates	REC (%)	Limits	
Decachlorobiphenyl	113	69-143	01/12/2019 01:51

Analyst(s): CK



Analytical Report

Client: WSP USA Corp
Date Received: 1/10/19 16:00
Date Prepared: 1/10/19
Project: 31401588.001; Vallco

WorkOrder: 1901429
Extraction Method: SW3550B
Analytical Method: SW8081A
Unit: mg/kg

Organochlorine Pesticides

Client ID	Lab ID	Matrix	Date Collected	Instrument	Batch ID
SB-002-(3)	1901429-008A	Soil	01/10/2019 09:00	GC22 01111929.D	171270

Analytes	Result	RL	DF	Date Analyzed
Aldrin	ND	0.0010	1	01/12/2019 02:25
a-BHC	ND	0.0010	1	01/12/2019 02:25
b-BHC	ND	0.0010	1	01/12/2019 02:25
d-BHC	ND	0.0010	1	01/12/2019 02:25
g-BHC	ND	0.0010	1	01/12/2019 02:25
Chlordane (Technical)	ND	0.025	1	01/12/2019 02:25
a-Chlordane	ND	0.0010	1	01/12/2019 02:25
g-Chlordane	ND	0.0010	1	01/12/2019 02:25
p,p-DDD	ND	0.0010	1	01/12/2019 02:25
p,p-DDE	ND	0.0010	1	01/12/2019 02:25
p,p-DDT	ND	0.0010	1	01/12/2019 02:25
Dieldrin	ND	0.0010	1	01/12/2019 02:25
Endosulfan I	ND	0.0010	1	01/12/2019 02:25
Endosulfan II	ND	0.0010	1	01/12/2019 02:25
Endosulfan sulfate	ND	0.0010	1	01/12/2019 02:25
Endrin	ND	0.0010	1	01/12/2019 02:25
Endrin aldehyde	ND	0.0010	1	01/12/2019 02:25
Endrin ketone	ND	0.0010	1	01/12/2019 02:25
Heptachlor	ND	0.0010	1	01/12/2019 02:25
Heptachlor epoxide	ND	0.0010	1	01/12/2019 02:25
Hexachlorobenzene	ND	0.010	1	01/12/2019 02:25
Hexachlorocyclopentadiene	ND	0.020	1	01/12/2019 02:25
Methoxychlor	ND	0.0010	1	01/12/2019 02:25
Toxaphene	ND	0.050	1	01/12/2019 02:25

Surrogates	REC (%)	Limits	Date Analyzed
Decachlorobiphenyl	113	69-143	01/12/2019 02:25

Analyst(s): CK



Analytical Report

Client: WSP USA Corp
Date Received: 1/10/19 16:00
Date Prepared: 1/10/19
Project: 31401588.001; Vallco

WorkOrder: 1901429
Extraction Method: SW3550B
Analytical Method: SW8081A
Unit: mg/kg

Organochlorine Pesticides

Client ID	Lab ID	Matrix	Date Collected	Instrument	Batch ID
SB-003-(0.5)	1901429-009A	Soil	01/10/2019 09:05	GC20 01111944.D	171270

Analytes	Result	RL	DF	Date Analyzed
Aldrin	ND	0.0050	5	01/11/2019 23:36
a-BHC	ND	0.0050	5	01/11/2019 23:36
b-BHC	ND	0.0050	5	01/11/2019 23:36
d-BHC	ND	0.0050	5	01/11/2019 23:36
g-BHC	ND	0.0050	5	01/11/2019 23:36
Chlordane (Technical)	ND	0.12	5	01/11/2019 23:36
a-Chlordane	0.012	0.0050	5	01/11/2019 23:36
g-Chlordane	0.011	0.0050	5	01/11/2019 23:36
p,p-DDD	ND	0.0050	5	01/11/2019 23:36
p,p-DDE	0.018	0.0050	5	01/11/2019 23:36
p,p-DDT	0.014	0.0050	5	01/11/2019 23:36
Dieldrin	0.0057	0.0050	5	01/11/2019 23:36
Endosulfan I	ND	0.0050	5	01/11/2019 23:36
Endosulfan II	ND	0.0050	5	01/11/2019 23:36
Endosulfan sulfate	ND	0.0050	5	01/11/2019 23:36
Endrin	ND	0.0050	5	01/11/2019 23:36
Endrin aldehyde	ND	0.0050	5	01/11/2019 23:36
Endrin ketone	ND	0.0050	5	01/11/2019 23:36
Heptachlor	ND	0.0050	5	01/11/2019 23:36
Heptachlor epoxide	ND	0.0050	5	01/11/2019 23:36
Hexachlorobenzene	ND	0.050	5	01/11/2019 23:36
Hexachlorocyclopentadiene	ND	0.10	5	01/11/2019 23:36
Methoxychlor	ND	0.0050	5	01/11/2019 23:36
Toxaphene	ND	0.25	5	01/11/2019 23:36

Surrogates	REC (%)	Limits	Date Analyzed
Decachlorobiphenyl	121	69-143	01/11/2019 23:36

Analyst(s): CK



Analytical Report

Client: WSP USA Corp
Date Received: 1/10/19 16:00
Date Prepared: 1/10/19
Project: 31401588.001; Vallco

WorkOrder: 1901429
Extraction Method: SW3550B
Analytical Method: SW8081A
Unit: mg/kg

Organochlorine Pesticides

Client ID	Lab ID	Matrix	Date Collected	Instrument	Batch ID
SB-003-(1)	1901429-010A	Soil	01/10/2019 09:10	GC20 01111928.D	171270

Analytes	Result	RL	DF	Date Analyzed
Aldrin	ND	0.0050	5	01/11/2019 19:24
a-BHC	ND	0.0050	5	01/11/2019 19:24
b-BHC	ND	0.0050	5	01/11/2019 19:24
d-BHC	ND	0.0050	5	01/11/2019 19:24
g-BHC	ND	0.0050	5	01/11/2019 19:24
Chlordane (Technical)	ND	0.12	5	01/11/2019 19:24
a-Chlordane	ND	0.0050	5	01/11/2019 19:24
g-Chlordane	ND	0.0050	5	01/11/2019 19:24
p,p-DDD	ND	0.0050	5	01/11/2019 19:24
p,p-DDE	ND	0.0050	5	01/11/2019 19:24
p,p-DDT	ND	0.0050	5	01/11/2019 19:24
Dieldrin	ND	0.0050	5	01/11/2019 19:24
Endosulfan I	ND	0.0050	5	01/11/2019 19:24
Endosulfan II	ND	0.0050	5	01/11/2019 19:24
Endosulfan sulfate	ND	0.0050	5	01/11/2019 19:24
Endrin	ND	0.0050	5	01/11/2019 19:24
Endrin aldehyde	ND	0.0050	5	01/11/2019 19:24
Endrin ketone	ND	0.0050	5	01/11/2019 19:24
Heptachlor	ND	0.0050	5	01/11/2019 19:24
Heptachlor epoxide	ND	0.0050	5	01/11/2019 19:24
Hexachlorobenzene	ND	0.050	5	01/11/2019 19:24
Hexachlorocyclopentadiene	ND	0.10	5	01/11/2019 19:24
Methoxychlor	ND	0.0050	5	01/11/2019 19:24
Toxaphene	ND	0.25	5	01/11/2019 19:24

Surrogates	REC (%)	Limits	
Decachlorobiphenyl	116	69-143	01/11/2019 19:24

Analyst(s): CK

Analytical Comments: a3



Analytical Report

Client: WSP USA Corp
Date Received: 1/10/19 16:00
Date Prepared: 1/10/19
Project: 31401588.001; Vallco

WorkOrder: 1901429
Extraction Method: SW3550B
Analytical Method: SW8081A
Unit: mg/kg

Organochlorine Pesticides

Client ID	Lab ID	Matrix	Date Collected	Instrument	Batch ID
SB-003-(2)	1901429-011A	Soil	01/10/2019 09:15	GC20 01111934.D	171270

Analytes	Result	RL	DF	Date Analyzed
Aldrin	ND	0.0020	2	01/11/2019 20:59
a-BHC	ND	0.0020	2	01/11/2019 20:59
b-BHC	ND	0.0020	2	01/11/2019 20:59
d-BHC	ND	0.0020	2	01/11/2019 20:59
g-BHC	ND	0.0020	2	01/11/2019 20:59
Chlordane (Technical)	ND	0.050	2	01/11/2019 20:59
a-Chlordane	ND	0.0020	2	01/11/2019 20:59
g-Chlordane	ND	0.0020	2	01/11/2019 20:59
p,p-DDD	ND	0.0020	2	01/11/2019 20:59
p,p-DDE	ND	0.0020	2	01/11/2019 20:59
p,p-DDT	ND	0.0020	2	01/11/2019 20:59
Dieldrin	ND	0.0020	2	01/11/2019 20:59
Endosulfan I	ND	0.0020	2	01/11/2019 20:59
Endosulfan II	ND	0.0020	2	01/11/2019 20:59
Endosulfan sulfate	ND	0.0020	2	01/11/2019 20:59
Endrin	ND	0.0020	2	01/11/2019 20:59
Endrin aldehyde	ND	0.0020	2	01/11/2019 20:59
Endrin ketone	ND	0.0020	2	01/11/2019 20:59
Heptachlor	ND	0.0020	2	01/11/2019 20:59
Heptachlor epoxide	ND	0.0020	2	01/11/2019 20:59
Hexachlorobenzene	ND	0.020	2	01/11/2019 20:59
Hexachlorocyclopentadiene	ND	0.040	2	01/11/2019 20:59
Methoxychlor	ND	0.0020	2	01/11/2019 20:59
Toxaphene	ND	0.10	2	01/11/2019 20:59

Surrogates	REC (%)	Limits	Date Analyzed
Decachlorobiphenyl	109	69-143	01/11/2019 20:59

Analyst(s): CK

Analytical Comments: a3

(Cont.)



Analytical Report

Client: WSP USA Corp
Date Received: 1/10/19 16:00
Date Prepared: 1/10/19
Project: 31401588.001; Vallco

WorkOrder: 1901429
Extraction Method: SW3550B
Analytical Method: SW8081A
Unit: mg/kg

Organochlorine Pesticides

Client ID	Lab ID	Matrix	Date Collected	Instrument	Batch ID
SB-003-(3)	1901429-012A	Soil	01/10/2019 09:20	GC20 01111946.D	171270

Analytes	Result	RL	DF	Date Analyzed
Aldrin	ND	0.0020	2	01/12/2019 00:08
a-BHC	ND	0.0020	2	01/12/2019 00:08
b-BHC	ND	0.0020	2	01/12/2019 00:08
d-BHC	ND	0.0020	2	01/12/2019 00:08
g-BHC	ND	0.0020	2	01/12/2019 00:08
Chlordane (Technical)	ND	0.050	2	01/12/2019 00:08
a-Chlordane	ND	0.0020	2	01/12/2019 00:08
g-Chlordane	ND	0.0020	2	01/12/2019 00:08
p,p-DDD	ND	0.0020	2	01/12/2019 00:08
p,p-DDE	0.0020	0.0020	2	01/12/2019 00:08
p,p-DDT	0.0029	0.0020	2	01/12/2019 00:08
Dieldrin	ND	0.0020	2	01/12/2019 00:08
Endosulfan I	ND	0.0020	2	01/12/2019 00:08
Endosulfan II	ND	0.0020	2	01/12/2019 00:08
Endosulfan sulfate	ND	0.0020	2	01/12/2019 00:08
Endrin	ND	0.0020	2	01/12/2019 00:08
Endrin aldehyde	ND	0.0020	2	01/12/2019 00:08
Endrin ketone	ND	0.0020	2	01/12/2019 00:08
Heptachlor	ND	0.0020	2	01/12/2019 00:08
Heptachlor epoxide	ND	0.0020	2	01/12/2019 00:08
Hexachlorobenzene	ND	0.020	2	01/12/2019 00:08
Hexachlorocyclopentadiene	ND	0.040	2	01/12/2019 00:08
Methoxychlor	ND	0.0020	2	01/12/2019 00:08
Toxaphene	ND	0.10	2	01/12/2019 00:08

Surrogates	REC (%)	Limits	
Decachlorobiphenyl	115	69-143	01/12/2019 00:08

Analyst(s): CK



Analytical Report

Client: WSP USA Corp
Date Received: 1/10/19 16:00
Date Prepared: 1/10/19
Project: 31401588.001; Vallco

WorkOrder: 1901429
Extraction Method: SW3550B
Analytical Method: SW8081A
Unit: mg/kg

Organochlorine Pesticides

Client ID	Lab ID	Matrix	Date Collected	Instrument	Batch ID
SB-004-(0.5)	1901429-013A	Soil	01/10/2019 09:40	GC20 01111947.D	171270

Analytes	Result	Qualifiers	RL	DF	Date Analyzed
Aldrin	ND		0.0020	2	01/12/2019 00:23
a-BHC	ND		0.0020	2	01/12/2019 00:23
b-BHC	ND		0.0020	2	01/12/2019 00:23
d-BHC	ND		0.0020	2	01/12/2019 00:23
g-BHC	ND		0.0020	2	01/12/2019 00:23
Chlordane (Technical)	ND		0.050	2	01/12/2019 00:23
a-Chlordane	ND		0.0020	2	01/12/2019 00:23
g-Chlordane	ND		0.0020	2	01/12/2019 00:23
p,p-DDD	ND		0.0020	2	01/12/2019 00:23
p,p-DDE	0.0075		0.0020	2	01/12/2019 00:23
p,p-DDT	0.0032	P	0.0020	2	01/12/2019 00:23
Dieldrin	ND		0.0020	2	01/12/2019 00:23
Endosulfan I	ND		0.0020	2	01/12/2019 00:23
Endosulfan II	ND		0.0020	2	01/12/2019 00:23
Endosulfan sulfate	ND		0.0020	2	01/12/2019 00:23
Endrin	ND		0.0020	2	01/12/2019 00:23
Endrin aldehyde	ND		0.0020	2	01/12/2019 00:23
Endrin ketone	ND		0.0020	2	01/12/2019 00:23
Heptachlor	ND		0.0020	2	01/12/2019 00:23
Heptachlor epoxide	ND		0.0020	2	01/12/2019 00:23
Hexachlorobenzene	ND		0.020	2	01/12/2019 00:23
Hexachlorocyclopentadiene	ND		0.040	2	01/12/2019 00:23
Methoxychlor	ND		0.0020	2	01/12/2019 00:23
Toxaphene	ND		0.10	2	01/12/2019 00:23

Surrogates	REC (%)	Limits	
Decachlorobiphenyl	118	69-143	01/12/2019 00:23

Analyst(s): CK



Analytical Report

Client: WSP USA Corp
Date Received: 1/10/19 16:00
Date Prepared: 1/10/19
Project: 31401588.001; Vallco

WorkOrder: 1901429
Extraction Method: SW3550B
Analytical Method: SW8081A
Unit: mg/kg

Organochlorine Pesticides

Client ID	Lab ID	Matrix	Date Collected	Instrument	Batch ID
SB-004-(1)	1901429-014A	Soil	01/10/2019 09:45	GC20 01111945.D	171270

Analytes	Result	RL	DF	Date Analyzed
Aldrin	ND	0.0050	5	01/11/2019 23:52
a-BHC	ND	0.0050	5	01/11/2019 23:52
b-BHC	ND	0.0050	5	01/11/2019 23:52
d-BHC	ND	0.0050	5	01/11/2019 23:52
g-BHC	ND	0.0050	5	01/11/2019 23:52
Chlordane (Technical)	ND	0.12	5	01/11/2019 23:52
a-Chlordane	ND	0.0050	5	01/11/2019 23:52
g-Chlordane	ND	0.0050	5	01/11/2019 23:52
p,p-DDD	ND	0.0050	5	01/11/2019 23:52
p,p-DDE	0.0096	0.0050	5	01/11/2019 23:52
p,p-DDT	0.0095	0.0050	5	01/11/2019 23:52
Dieldrin	ND	0.0050	5	01/11/2019 23:52
Endosulfan I	ND	0.0050	5	01/11/2019 23:52
Endosulfan II	ND	0.0050	5	01/11/2019 23:52
Endosulfan sulfate	ND	0.0050	5	01/11/2019 23:52
Endrin	ND	0.0050	5	01/11/2019 23:52
Endrin aldehyde	ND	0.0050	5	01/11/2019 23:52
Endrin ketone	ND	0.0050	5	01/11/2019 23:52
Heptachlor	ND	0.0050	5	01/11/2019 23:52
Heptachlor epoxide	ND	0.0050	5	01/11/2019 23:52
Hexachlorobenzene	ND	0.050	5	01/11/2019 23:52
Hexachlorocyclopentadiene	ND	0.10	5	01/11/2019 23:52
Methoxychlor	ND	0.0050	5	01/11/2019 23:52
Toxaphene	ND	0.25	5	01/11/2019 23:52

Surrogates	REC (%)	Limits	
Decachlorobiphenyl	120	69-143	01/11/2019 23:52

Analyst(s): CK



Analytical Report

Client: WSP USA Corp
Date Received: 1/10/19 16:00
Date Prepared: 1/10/19
Project: 31401588.001; Vallco

WorkOrder: 1901429
Extraction Method: SW3550B
Analytical Method: SW8081A
Unit: mg/kg

Organochlorine Pesticides

Client ID	Lab ID	Matrix	Date Collected	Instrument	Batch ID
SB-004-(2)	1901429-015A	Soil	01/10/2019 09:50	GC22 01111930.D	171270

Analytes	Result	Qualifiers	RL	DF	Date Analyzed
Aldrin	ND		0.0010	1	01/12/2019 02:59
a-BHC	ND		0.0010	1	01/12/2019 02:59
b-BHC	ND		0.0010	1	01/12/2019 02:59
d-BHC	ND		0.0010	1	01/12/2019 02:59
g-BHC	ND		0.0010	1	01/12/2019 02:59
Chlordane (Technical)	ND		0.025	1	01/12/2019 02:59
a-Chlordane	0.0013	P	0.0010	1	01/12/2019 02:59
g-Chlordane	ND		0.0010	1	01/12/2019 02:59
p,p-DDD	0.0013		0.0010	1	01/12/2019 02:59
p,p-DDE	0.20		0.0010	1	01/12/2019 02:59
p,p-DDT	0.085		0.0010	1	01/12/2019 02:59
Dieldrin	0.0047		0.0010	1	01/12/2019 02:59
Endosulfan I	ND		0.0010	1	01/12/2019 02:59
Endosulfan II	ND		0.0010	1	01/12/2019 02:59
Endosulfan sulfate	ND		0.0010	1	01/12/2019 02:59
Endrin	ND		0.0010	1	01/12/2019 02:59
Endrin aldehyde	ND		0.0010	1	01/12/2019 02:59
Endrin ketone	ND		0.0010	1	01/12/2019 02:59
Heptachlor	ND		0.0010	1	01/12/2019 02:59
Heptachlor epoxide	ND		0.0010	1	01/12/2019 02:59
Hexachlorobenzene	ND		0.010	1	01/12/2019 02:59
Hexachlorocyclopentadiene	ND		0.020	1	01/12/2019 02:59
Methoxychlor	ND		0.0010	1	01/12/2019 02:59
Toxaphene	ND		0.050	1	01/12/2019 02:59

Surrogates	REC (%)	Limits	Date Analyzed
Decachlorobiphenyl	105	69-143	01/12/2019 02:59

Analyst(s): CK



Analytical Report

Client: WSP USA Corp
Date Received: 1/10/19 16:00
Date Prepared: 1/10/19
Project: 31401588.001; Vallco

WorkOrder: 1901429
Extraction Method: SW3550B
Analytical Method: SW8081A
Unit: mg/kg

Organochlorine Pesticides

Client ID	Lab ID	Matrix	Date Collected	Instrument	Batch ID
SB-004-(3)	1901429-016A	Soil	01/10/2019 09:55	GC22 01111931.D	171270

Analytes	Result	RL	DF	Date Analyzed
Aldrin	ND	0.0010	1	01/12/2019 03:33
a-BHC	ND	0.0010	1	01/12/2019 03:33
b-BHC	ND	0.0010	1	01/12/2019 03:33
d-BHC	ND	0.0010	1	01/12/2019 03:33
g-BHC	ND	0.0010	1	01/12/2019 03:33
Chlordane (Technical)	ND	0.025	1	01/12/2019 03:33
a-Chlordane	ND	0.0010	1	01/12/2019 03:33
g-Chlordane	ND	0.0010	1	01/12/2019 03:33
p,p-DDD	ND	0.0010	1	01/12/2019 03:33
p,p-DDE	0.0078	0.0010	1	01/12/2019 03:33
p,p-DDT	0.0027	0.0010	1	01/12/2019 03:33
Dieldrin	ND	0.0010	1	01/12/2019 03:33
Endosulfan I	ND	0.0010	1	01/12/2019 03:33
Endosulfan II	ND	0.0010	1	01/12/2019 03:33
Endosulfan sulfate	ND	0.0010	1	01/12/2019 03:33
Endrin	ND	0.0010	1	01/12/2019 03:33
Endrin aldehyde	ND	0.0010	1	01/12/2019 03:33
Endrin ketone	ND	0.0010	1	01/12/2019 03:33
Heptachlor	ND	0.0010	1	01/12/2019 03:33
Heptachlor epoxide	ND	0.0010	1	01/12/2019 03:33
Hexachlorobenzene	ND	0.010	1	01/12/2019 03:33
Hexachlorocyclopentadiene	ND	0.020	1	01/12/2019 03:33
Methoxychlor	ND	0.0010	1	01/12/2019 03:33
Toxaphene	ND	0.050	1	01/12/2019 03:33

Surrogates	REC (%)	Limits	Date Analyzed
Decachlorobiphenyl	114	69-143	01/12/2019 03:33

Analyst(s): CK



Analytical Report

Client: WSP USA Corp
Date Received: 1/10/19 16:00
Date Prepared: 1/10/19
Project: 31401588.001; Vallco

WorkOrder: 1901429
Extraction Method: SW3550B
Analytical Method: SW8081A
Unit: mg/kg

Organochlorine Pesticides

Client ID	Lab ID	Matrix	Date Collected	Instrument	Batch ID
SB-005-(0.5)	1901429-017A	Soil	01/10/2019 10:05	GC20 01111943.D	171270

Analytes	Result	RL	DF	Date Analyzed
Aldrin	ND	0.0020	2	01/11/2019 23:20
a-BHC	ND	0.0020	2	01/11/2019 23:20
b-BHC	ND	0.0020	2	01/11/2019 23:20
d-BHC	ND	0.0020	2	01/11/2019 23:20
g-BHC	ND	0.0020	2	01/11/2019 23:20
Chlordane (Technical)	ND	0.050	2	01/11/2019 23:20
a-Chlordane	ND	0.0020	2	01/11/2019 23:20
g-Chlordane	ND	0.0020	2	01/11/2019 23:20
p,p-DDD	ND	0.0020	2	01/11/2019 23:20
p,p-DDE	0.052	0.0020	2	01/11/2019 23:20
p,p-DDT	0.023	0.0020	2	01/11/2019 23:20
Dieldrin	0.0026	0.0020	2	01/11/2019 23:20
Endosulfan I	ND	0.0020	2	01/11/2019 23:20
Endosulfan II	ND	0.0020	2	01/11/2019 23:20
Endosulfan sulfate	ND	0.0020	2	01/11/2019 23:20
Endrin	ND	0.0020	2	01/11/2019 23:20
Endrin aldehyde	ND	0.0020	2	01/11/2019 23:20
Endrin ketone	ND	0.0020	2	01/11/2019 23:20
Heptachlor	ND	0.0020	2	01/11/2019 23:20
Heptachlor epoxide	ND	0.0020	2	01/11/2019 23:20
Hexachlorobenzene	ND	0.020	2	01/11/2019 23:20
Hexachlorocyclopentadiene	ND	0.040	2	01/11/2019 23:20
Methoxychlor	ND	0.0020	2	01/11/2019 23:20
Toxaphene	ND	0.10	2	01/11/2019 23:20

Surrogates	REC (%)	Limits	
Decachlorobiphenyl	120	69-143	01/11/2019 23:20

Analyst(s): CK

(Cont.)



Analytical Report

Client: WSP USA Corp
Date Received: 1/10/19 16:00
Date Prepared: 1/10/19
Project: 31401588.001; Vallco

WorkOrder: 1901429
Extraction Method: SW3550B
Analytical Method: SW8081A
Unit: mg/kg

Organochlorine Pesticides

Client ID	Lab ID	Matrix	Date Collected	Instrument	Batch ID
SB-005-(1)	1901429-018A	Soil	01/10/2019 10:10	GC20 01111948.D	171270
<u>Analytes</u>	<u>Result</u>		<u>RL</u> <u>DF</u>		<u>Date Analyzed</u>
Aldrin	ND		0.0020 2		01/12/2019 00:39
a-BHC	ND		0.0020 2		01/12/2019 00:39
b-BHC	ND		0.0020 2		01/12/2019 00:39
d-BHC	ND		0.0020 2		01/12/2019 00:39
g-BHC	ND		0.0020 2		01/12/2019 00:39
Chlordane (Technical)	ND		0.050 2		01/12/2019 00:39
a-Chlordane	ND		0.0020 2		01/12/2019 00:39
g-Chlordane	0.0026		0.0020 2		01/12/2019 00:39
p,p-DDD	0.0026		0.0020 2		01/12/2019 00:39
p,p-DDE	0.11		0.0020 2		01/12/2019 00:39
p,p-DDT	0.032		0.0020 2		01/12/2019 00:39
Dieldrin	0.0035		0.0020 2		01/12/2019 00:39
Endosulfan I	ND		0.0020 2		01/12/2019 00:39
Endosulfan II	ND		0.0020 2		01/12/2019 00:39
Endosulfan sulfate	ND		0.0020 2		01/12/2019 00:39
Endrin	ND		0.0020 2		01/12/2019 00:39
Endrin aldehyde	ND		0.0020 2		01/12/2019 00:39
Endrin ketone	ND		0.0020 2		01/12/2019 00:39
Heptachlor	ND		0.0020 2		01/12/2019 00:39
Heptachlor epoxide	ND		0.0020 2		01/12/2019 00:39
Hexachlorobenzene	ND		0.020 2		01/12/2019 00:39
Hexachlorocyclopentadiene	ND		0.040 2		01/12/2019 00:39
Methoxychlor	ND		0.0020 2		01/12/2019 00:39
Toxaphene	ND		0.10 2		01/12/2019 00:39
<u>Surrogates</u>	<u>REC (%)</u>		<u>Limits</u>		
Decachlorobiphenyl	122		69-143		01/12/2019 00:39
<u>Analyst(s):</u> CK					

(Cont.)



Analytical Report

Client: WSP USA Corp
Date Received: 1/10/19 16:00
Date Prepared: 1/10/19
Project: 31401588.001; Vallco

WorkOrder: 1901429
Extraction Method: SW3550B
Analytical Method: SW8081A
Unit: mg/kg

Organochlorine Pesticides

Client ID	Lab ID	Matrix	Date Collected	Instrument	Batch ID
SB-005-(2)	1901429-019A	Soil	01/10/2019 10:15	GC22 01111932.D	171270

Analytes	Result	RL	DF	Date Analyzed
Aldrin	ND	0.0010	1	01/12/2019 04:06
a-BHC	ND	0.0010	1	01/12/2019 04:06
b-BHC	ND	0.0010	1	01/12/2019 04:06
d-BHC	ND	0.0010	1	01/12/2019 04:06
g-BHC	ND	0.0010	1	01/12/2019 04:06
Chlordane (Technical)	ND	0.025	1	01/12/2019 04:06
a-Chlordane	ND	0.0010	1	01/12/2019 04:06
g-Chlordane	ND	0.0010	1	01/12/2019 04:06
p,p-DDD	ND	0.0010	1	01/12/2019 04:06
p,p-DDE	0.0017	0.0010	1	01/12/2019 04:06
p,p-DDT	ND	0.0010	1	01/12/2019 04:06
Dieldrin	ND	0.0010	1	01/12/2019 04:06
Endosulfan I	ND	0.0010	1	01/12/2019 04:06
Endosulfan II	ND	0.0010	1	01/12/2019 04:06
Endosulfan sulfate	ND	0.0010	1	01/12/2019 04:06
Endrin	ND	0.0010	1	01/12/2019 04:06
Endrin aldehyde	ND	0.0010	1	01/12/2019 04:06
Endrin ketone	ND	0.0010	1	01/12/2019 04:06
Heptachlor	ND	0.0010	1	01/12/2019 04:06
Heptachlor epoxide	ND	0.0010	1	01/12/2019 04:06
Hexachlorobenzene	ND	0.010	1	01/12/2019 04:06
Hexachlorocyclopentadiene	ND	0.020	1	01/12/2019 04:06
Methoxychlor	ND	0.0010	1	01/12/2019 04:06
Toxaphene	ND	0.050	1	01/12/2019 04:06

Surrogates	REC (%)	Limits	
Decachlorobiphenyl	112	69-143	01/12/2019 04:06

Analyst(s): CK



Analytical Report

Client: WSP USA Corp
Date Received: 1/10/19 16:00
Date Prepared: 1/10/19
Project: 31401588.001; Vallco

WorkOrder: 1901429
Extraction Method: SW3550B
Analytical Method: SW8081A
Unit: mg/kg

Organochlorine Pesticides

Client ID	Lab ID	Matrix	Date Collected	Instrument	Batch ID
SB-005-(3)	1901429-020A	Soil	01/10/2019 10:20	GC22 01111933.D	171270

Analytes	Result	RL	DF	Date Analyzed
Aldrin	ND	0.0010	1	01/12/2019 04:40
a-BHC	ND	0.0010	1	01/12/2019 04:40
b-BHC	ND	0.0010	1	01/12/2019 04:40
d-BHC	ND	0.0010	1	01/12/2019 04:40
g-BHC	ND	0.0010	1	01/12/2019 04:40
Chlordane (Technical)	ND	0.025	1	01/12/2019 04:40
a-Chlordane	ND	0.0010	1	01/12/2019 04:40
g-Chlordane	ND	0.0010	1	01/12/2019 04:40
p,p-DDD	ND	0.0010	1	01/12/2019 04:40
p,p-DDE	ND	0.0010	1	01/12/2019 04:40
p,p-DDT	ND	0.0010	1	01/12/2019 04:40
Dieldrin	ND	0.0010	1	01/12/2019 04:40
Endosulfan I	ND	0.0010	1	01/12/2019 04:40
Endosulfan II	ND	0.0010	1	01/12/2019 04:40
Endosulfan sulfate	ND	0.0010	1	01/12/2019 04:40
Endrin	ND	0.0010	1	01/12/2019 04:40
Endrin aldehyde	ND	0.0010	1	01/12/2019 04:40
Endrin ketone	ND	0.0010	1	01/12/2019 04:40
Heptachlor	ND	0.0010	1	01/12/2019 04:40
Heptachlor epoxide	ND	0.0010	1	01/12/2019 04:40
Hexachlorobenzene	ND	0.010	1	01/12/2019 04:40
Hexachlorocyclopentadiene	ND	0.020	1	01/12/2019 04:40
Methoxychlor	ND	0.0010	1	01/12/2019 04:40
Toxaphene	ND	0.050	1	01/12/2019 04:40

Surrogates	REC (%)	Limits	Date Analyzed
Decachlorobiphenyl	109	69-143	01/12/2019 04:40

Analyst(s): CK



Analytical Report

Client: WSP USA Corp
Date Received: 1/10/19 16:00
Date Prepared: 1/10/19
Project: 31401588.001; Vallco

WorkOrder: 1901429
Extraction Method: SW3550B
Analytical Method: SW8081A
Unit: mg/kg

Organochlorine Pesticides

Client ID	Lab ID	Matrix	Date Collected	Instrument	Batch ID
SB-006-(0.5)	1901429-021A	Soil	01/10/2019 10:25	GC22 01111934.D	171270

Analytes	Result	RL	DF	Date Analyzed
Aldrin	ND	0.0010	1	01/12/2019 05:14
a-BHC	ND	0.0010	1	01/12/2019 05:14
b-BHC	ND	0.0010	1	01/12/2019 05:14
d-BHC	ND	0.0010	1	01/12/2019 05:14
g-BHC	ND	0.0010	1	01/12/2019 05:14
Chlordane (Technical)	ND	0.025	1	01/12/2019 05:14
a-Chlordane	ND	0.0010	1	01/12/2019 05:14
g-Chlordane	ND	0.0010	1	01/12/2019 05:14
p,p-DDD	ND	0.0010	1	01/12/2019 05:14
p,p-DDE	ND	0.0010	1	01/12/2019 05:14
p,p-DDT	ND	0.0010	1	01/12/2019 05:14
Dieldrin	ND	0.0010	1	01/12/2019 05:14
Endosulfan I	ND	0.0010	1	01/12/2019 05:14
Endosulfan II	ND	0.0010	1	01/12/2019 05:14
Endosulfan sulfate	ND	0.0010	1	01/12/2019 05:14
Endrin	ND	0.0010	1	01/12/2019 05:14
Endrin aldehyde	ND	0.0010	1	01/12/2019 05:14
Endrin ketone	ND	0.0010	1	01/12/2019 05:14
Heptachlor	ND	0.0010	1	01/12/2019 05:14
Heptachlor epoxide	ND	0.0010	1	01/12/2019 05:14
Hexachlorobenzene	ND	0.010	1	01/12/2019 05:14
Hexachlorocyclopentadiene	ND	0.020	1	01/12/2019 05:14
Methoxychlor	ND	0.0010	1	01/12/2019 05:14
Toxaphene	ND	0.050	1	01/12/2019 05:14

Surrogates	REC (%)	Limits	Date Analyzed
Decachlorobiphenyl	111	69-143	01/12/2019 05:14

Analyst(s): CK



Analytical Report

Client: WSP USA Corp
Date Received: 1/10/19 16:00
Date Prepared: 1/10/19
Project: 31401588.001; Vallco

WorkOrder: 1901429
Extraction Method: SW3550B
Analytical Method: SW8081A
Unit: mg/kg

Organochlorine Pesticides

Client ID	Lab ID	Matrix	Date Collected	Instrument	Batch ID
SB-006-(1)	1901429-022A	Soil	01/10/2019 10:30	GC22 01111935.D	171270

Analytes	Result	RL	DF	Date Analyzed
Aldrin	ND	0.0010	1	01/12/2019 05:48
a-BHC	ND	0.0010	1	01/12/2019 05:48
b-BHC	ND	0.0010	1	01/12/2019 05:48
d-BHC	ND	0.0010	1	01/12/2019 05:48
g-BHC	ND	0.0010	1	01/12/2019 05:48
Chlordane (Technical)	ND	0.025	1	01/12/2019 05:48
a-Chlordane	ND	0.0010	1	01/12/2019 05:48
g-Chlordane	ND	0.0010	1	01/12/2019 05:48
p,p-DDD	ND	0.0010	1	01/12/2019 05:48
p,p-DDE	ND	0.0010	1	01/12/2019 05:48
p,p-DDT	ND	0.0010	1	01/12/2019 05:48
Dieldrin	ND	0.0010	1	01/12/2019 05:48
Endosulfan I	ND	0.0010	1	01/12/2019 05:48
Endosulfan II	ND	0.0010	1	01/12/2019 05:48
Endosulfan sulfate	ND	0.0010	1	01/12/2019 05:48
Endrin	ND	0.0010	1	01/12/2019 05:48
Endrin aldehyde	ND	0.0010	1	01/12/2019 05:48
Endrin ketone	ND	0.0010	1	01/12/2019 05:48
Heptachlor	ND	0.0010	1	01/12/2019 05:48
Heptachlor epoxide	ND	0.0010	1	01/12/2019 05:48
Hexachlorobenzene	ND	0.010	1	01/12/2019 05:48
Hexachlorocyclopentadiene	ND	0.020	1	01/12/2019 05:48
Methoxychlor	ND	0.0010	1	01/12/2019 05:48
Toxaphene	ND	0.050	1	01/12/2019 05:48

Surrogates	REC (%)	Limits	
Decachlorobiphenyl	115	69-143	01/12/2019 05:48

Analyst(s): CK



Analytical Report

Client: WSP USA Corp
Date Received: 1/10/19 16:00
Date Prepared: 1/10/19
Project: 31401588.001; Vallco

WorkOrder: 1901429
Extraction Method: SW3550B
Analytical Method: SW8081A
Unit: mg/kg

Organochlorine Pesticides

Client ID	Lab ID	Matrix	Date Collected	Instrument	Batch ID
SB-006-(2)	1901429-023A	Soil	01/10/2019 10:35	GC22 01111936.D	171270

Analytes	Result	RL	DF	Date Analyzed
Aldrin	ND	0.0010	1	01/12/2019 06:22
a-BHC	ND	0.0010	1	01/12/2019 06:22
b-BHC	ND	0.0010	1	01/12/2019 06:22
d-BHC	ND	0.0010	1	01/12/2019 06:22
g-BHC	ND	0.0010	1	01/12/2019 06:22
Chlordane (Technical)	ND	0.025	1	01/12/2019 06:22
a-Chlordane	ND	0.0010	1	01/12/2019 06:22
g-Chlordane	ND	0.0010	1	01/12/2019 06:22
p,p-DDD	ND	0.0010	1	01/12/2019 06:22
p,p-DDE	ND	0.0010	1	01/12/2019 06:22
p,p-DDT	ND	0.0010	1	01/12/2019 06:22
Dieldrin	ND	0.0010	1	01/12/2019 06:22
Endosulfan I	ND	0.0010	1	01/12/2019 06:22
Endosulfan II	ND	0.0010	1	01/12/2019 06:22
Endosulfan sulfate	ND	0.0010	1	01/12/2019 06:22
Endrin	ND	0.0010	1	01/12/2019 06:22
Endrin aldehyde	ND	0.0010	1	01/12/2019 06:22
Endrin ketone	ND	0.0010	1	01/12/2019 06:22
Heptachlor	ND	0.0010	1	01/12/2019 06:22
Heptachlor epoxide	ND	0.0010	1	01/12/2019 06:22
Hexachlorobenzene	ND	0.010	1	01/12/2019 06:22
Hexachlorocyclopentadiene	ND	0.020	1	01/12/2019 06:22
Methoxychlor	ND	0.0010	1	01/12/2019 06:22
Toxaphene	ND	0.050	1	01/12/2019 06:22

Surrogates	REC (%)	Limits	Date Analyzed
Decachlorobiphenyl	113	69-143	01/12/2019 06:22

Analyst(s): CK

(Cont.)



Analytical Report

Client: WSP USA Corp
Date Received: 1/10/19 16:00
Date Prepared: 1/10/19
Project: 31401588.001; Vallco

WorkOrder: 1901429
Extraction Method: SW3550B
Analytical Method: SW8081A
Unit: mg/kg

Organochlorine Pesticides

Client ID	Lab ID	Matrix	Date Collected	Instrument	Batch ID
SB-006-(3)	1901429-024A	Soil	01/10/2019 10:40	GC20 01111935.D	171270

Analytes	Result	RL	DF	Date Analyzed
Aldrin	ND	0.010	10	01/11/2019 21:14
a-BHC	ND	0.010	10	01/11/2019 21:14
b-BHC	ND	0.010	10	01/11/2019 21:14
d-BHC	ND	0.010	10	01/11/2019 21:14
g-BHC	ND	0.010	10	01/11/2019 21:14
Chlordane (Technical)	ND	0.25	10	01/11/2019 21:14
a-Chlordane	ND	0.010	10	01/11/2019 21:14
g-Chlordane	ND	0.010	10	01/11/2019 21:14
p,p-DDD	ND	0.010	10	01/11/2019 21:14
p,p-DDE	ND	0.010	10	01/11/2019 21:14
p,p-DDT	ND	0.010	10	01/11/2019 21:14
Dieldrin	ND	0.010	10	01/11/2019 21:14
Endosulfan I	ND	0.010	10	01/11/2019 21:14
Endosulfan II	ND	0.010	10	01/11/2019 21:14
Endosulfan sulfate	ND	0.010	10	01/11/2019 21:14
Endrin	ND	0.010	10	01/11/2019 21:14
Endrin aldehyde	ND	0.010	10	01/11/2019 21:14
Endrin ketone	ND	0.010	10	01/11/2019 21:14
Heptachlor	ND	0.010	10	01/11/2019 21:14
Heptachlor epoxide	ND	0.010	10	01/11/2019 21:14
Hexachlorobenzene	ND	0.10	10	01/11/2019 21:14
Hexachlorocyclopentadiene	ND	0.20	10	01/11/2019 21:14
Methoxychlor	ND	0.010	10	01/11/2019 21:14
Toxaphene	ND	0.50	10	01/11/2019 21:14

Surrogates	REC (%)	Limits	Date Analyzed
Decachlorobiphenyl	122	69-143	01/11/2019 21:14

Analyst(s): CK

Analytical Comments: a3

(Cont.)



Analytical Report

Client: WSP USA Corp
Date Received: 1/10/19 16:00
Date Prepared: 1/10/19
Project: 31401588.001; Vallco

WorkOrder: 1901429
Extraction Method: SW3550B
Analytical Method: SW8081A
Unit: mg/kg

Organochlorine Pesticides

Client ID	Lab ID	Matrix	Date Collected	Instrument	Batch ID
SB-007-(0.5)	1901429-025A	Soil	01/10/2019 10:45	GC20 01111932.D	171270

Analytes	Result	RL	DF	Date Analyzed
Aldrin	ND	0.020	20	01/11/2019 20:27
a-BHC	ND	0.020	20	01/11/2019 20:27
b-BHC	ND	0.020	20	01/11/2019 20:27
d-BHC	ND	0.020	20	01/11/2019 20:27
g-BHC	ND	0.020	20	01/11/2019 20:27
Chlordane (Technical)	ND	0.50	20	01/11/2019 20:27
a-Chlordane	ND	0.020	20	01/11/2019 20:27
g-Chlordane	ND	0.020	20	01/11/2019 20:27
p,p-DDD	ND	0.020	20	01/11/2019 20:27
p,p-DDE	ND	0.020	20	01/11/2019 20:27
p,p-DDT	ND	0.020	20	01/11/2019 20:27
Dieldrin	ND	0.020	20	01/11/2019 20:27
Endosulfan I	ND	0.020	20	01/11/2019 20:27
Endosulfan II	ND	0.020	20	01/11/2019 20:27
Endosulfan sulfate	ND	0.020	20	01/11/2019 20:27
Endrin	ND	0.020	20	01/11/2019 20:27
Endrin aldehyde	ND	0.020	20	01/11/2019 20:27
Endrin ketone	ND	0.020	20	01/11/2019 20:27
Heptachlor	ND	0.020	20	01/11/2019 20:27
Heptachlor epoxide	ND	0.020	20	01/11/2019 20:27
Hexachlorobenzene	ND	0.20	20	01/11/2019 20:27
Hexachlorocyclopentadiene	ND	0.40	20	01/11/2019 20:27
Methoxychlor	ND	0.020	20	01/11/2019 20:27
Toxaphene	ND	1.0	20	01/11/2019 20:27

Surrogates	REC (%)	Limits	Date Analyzed
Decachlorobiphenyl	122	69-143	01/11/2019 20:27

Analyst(s): CK

Analytical Comments: a3

(Cont.)



Analytical Report

Client: WSP USA Corp
Date Received: 1/10/19 16:00
Date Prepared: 1/10/19
Project: 31401588.001; Vallco

WorkOrder: 1901429
Extraction Method: SW3550B
Analytical Method: SW8081A
Unit: mg/kg

Organochlorine Pesticides

Client ID	Lab ID	Matrix	Date Collected	Instrument	Batch ID
SB-007-(1)	1901429-026A	Soil	01/10/2019 10:50	GC20 01111933.D	171270

Analytes	Result	RL	DF	Date Analyzed
Aldrin	ND	0.020	20	01/11/2019 20:43
a-BHC	ND	0.020	20	01/11/2019 20:43
b-BHC	ND	0.020	20	01/11/2019 20:43
d-BHC	ND	0.020	20	01/11/2019 20:43
g-BHC	ND	0.020	20	01/11/2019 20:43
Chlordane (Technical)	ND	0.50	20	01/11/2019 20:43
a-Chlordane	ND	0.020	20	01/11/2019 20:43
g-Chlordane	ND	0.020	20	01/11/2019 20:43
p,p-DDD	ND	0.020	20	01/11/2019 20:43
p,p-DDE	ND	0.020	20	01/11/2019 20:43
p,p-DDT	ND	0.020	20	01/11/2019 20:43
Dieldrin	ND	0.020	20	01/11/2019 20:43
Endosulfan I	ND	0.020	20	01/11/2019 20:43
Endosulfan II	ND	0.020	20	01/11/2019 20:43
Endosulfan sulfate	ND	0.020	20	01/11/2019 20:43
Endrin	ND	0.020	20	01/11/2019 20:43
Endrin aldehyde	ND	0.020	20	01/11/2019 20:43
Endrin ketone	ND	0.020	20	01/11/2019 20:43
Heptachlor	ND	0.020	20	01/11/2019 20:43
Heptachlor epoxide	ND	0.020	20	01/11/2019 20:43
Hexachlorobenzene	ND	0.20	20	01/11/2019 20:43
Hexachlorocyclopentadiene	ND	0.40	20	01/11/2019 20:43
Methoxychlor	ND	0.020	20	01/11/2019 20:43
Toxaphene	ND	1.0	20	01/11/2019 20:43

Surrogates	REC (%)	Limits	
Decachlorobiphenyl	111	69-143	01/11/2019 20:43

Analyst(s): CK

Analytical Comments: a3



Analytical Report

Client: WSP USA Corp
Date Received: 1/10/19 16:00
Date Prepared: 1/10/19
Project: 31401588.001; Vallco

WorkOrder: 1901429
Extraction Method: SW3550B
Analytical Method: SW8081A
Unit: mg/kg

Organochlorine Pesticides

Client ID	Lab ID	Matrix	Date Collected	Instrument	Batch ID
SB-007-(2)	1901429-027A	Soil	01/10/2019 10:55	GC23 01111942.d	171271

Analytes	Result	RL	DF	Date Analyzed
Aldrin	ND	0.0010	1	01/12/2019 01:01
a-BHC	ND	0.0010	1	01/12/2019 01:01
b-BHC	ND	0.0010	1	01/12/2019 01:01
d-BHC	ND	0.0010	1	01/12/2019 01:01
g-BHC	ND	0.0010	1	01/12/2019 01:01
Chlordane (Technical)	ND	0.025	1	01/12/2019 01:01
a-Chlordane	ND	0.0010	1	01/12/2019 01:01
g-Chlordane	ND	0.0010	1	01/12/2019 01:01
p,p-DDD	ND	0.0010	1	01/12/2019 01:01
p,p-DDE	0.0017	0.0010	1	01/12/2019 01:01
p,p-DDT	0.0013	0.0010	1	01/12/2019 01:01
Dieldrin	ND	0.0010	1	01/12/2019 01:01
Endosulfan I	ND	0.0010	1	01/12/2019 01:01
Endosulfan II	ND	0.0010	1	01/12/2019 01:01
Endosulfan sulfate	ND	0.0010	1	01/12/2019 01:01
Endrin	ND	0.0010	1	01/12/2019 01:01
Endrin aldehyde	ND	0.0010	1	01/12/2019 01:01
Endrin ketone	ND	0.0010	1	01/12/2019 01:01
Heptachlor	ND	0.0010	1	01/12/2019 01:01
Heptachlor epoxide	ND	0.0010	1	01/12/2019 01:01
Hexachlorobenzene	ND	0.010	1	01/12/2019 01:01
Hexachlorocyclopentadiene	ND	0.020	1	01/12/2019 01:01
Methoxychlor	ND	0.0010	1	01/12/2019 01:01
Toxaphene	ND	0.050	1	01/12/2019 01:01

Surrogates	REC (%)	Limits	Date Analyzed
Decachlorobiphenyl	107	69-143	01/12/2019 01:01

Analyst(s): LT

(Cont.)



Analytical Report

Client: WSP USA Corp
Date Received: 1/10/19 16:00
Date Prepared: 1/10/19
Project: 31401588.001; Vallco

WorkOrder: 1901429
Extraction Method: SW3550B
Analytical Method: SW8081A
Unit: mg/kg

Organochlorine Pesticides

Client ID	Lab ID	Matrix	Date Collected	Instrument	Batch ID
SB-007-(3)	1901429-028A	Soil	01/10/2019 11:00	GC23 01111979.d	171271

Analytes	Result	RL	DF	Date Analyzed
Aldrin	ND	0.0010	1	01/12/2019 10:45
a-BHC	ND	0.0010	1	01/12/2019 10:45
b-BHC	ND	0.0010	1	01/12/2019 10:45
d-BHC	ND	0.0010	1	01/12/2019 10:45
g-BHC	ND	0.0010	1	01/12/2019 10:45
Chlordane (Technical)	ND	0.025	1	01/12/2019 10:45
a-Chlordane	ND	0.0010	1	01/12/2019 10:45
g-Chlordane	ND	0.0010	1	01/12/2019 10:45
p,p-DDD	ND	0.0010	1	01/12/2019 10:45
p,p-DDE	ND	0.0010	1	01/12/2019 10:45
p,p-DDT	ND	0.0010	1	01/12/2019 10:45
Dieldrin	ND	0.0010	1	01/12/2019 10:45
Endosulfan I	ND	0.0010	1	01/12/2019 10:45
Endosulfan II	ND	0.0010	1	01/12/2019 10:45
Endosulfan sulfate	ND	0.0010	1	01/12/2019 10:45
Endrin	ND	0.0010	1	01/12/2019 10:45
Endrin aldehyde	ND	0.0010	1	01/12/2019 10:45
Endrin ketone	ND	0.0010	1	01/12/2019 10:45
Heptachlor	ND	0.0010	1	01/12/2019 10:45
Heptachlor epoxide	ND	0.0010	1	01/12/2019 10:45
Hexachlorobenzene	ND	0.010	1	01/12/2019 10:45
Hexachlorocyclopentadiene	ND	0.020	1	01/12/2019 10:45
Methoxychlor	ND	0.0010	1	01/12/2019 10:45
Toxaphene	ND	0.050	1	01/12/2019 10:45

Surrogates	REC (%)	Limits	
Decachlorobiphenyl	105	69-143	01/12/2019 10:45

Analyst(s): LT



Analytical Report

Client: WSP USA Corp
Date Received: 1/10/19 16:00
Date Prepared: 1/10/19
Project: 31401588.001; Vallco

WorkOrder: 1901429
Extraction Method: SW3050B
Analytical Method: SW6020
Unit: mg/Kg

Lead

Client ID	Lab ID	Matrix	Date Collected	Instrument	Batch ID
SB-001-(0.5)	1901429-001A	Soil	01/10/2019 08:20	ICP-MS1 126SMPL.D	171266

Analytes	Result	RL	DF	Date Analyzed
Lead	38	0.50	1	01/15/2019 02:21

Surrogates	REC (%)	Limits
Terbium	98	70-130

Analyst(s): DB

Client ID	Lab ID	Matrix	Date Collected	Instrument	Batch ID
SB-001-(1)	1901429-002A	Soil	01/10/2019 08:25	ICP-MS1 127SMPL.D	171266

Analytes	Result	RL	DF	Date Analyzed
Lead	56	0.50	1	01/15/2019 02:27

Surrogates	REC (%)	Limits
Terbium	105	70-130

Analyst(s): DB

Client ID	Lab ID	Matrix	Date Collected	Instrument	Batch ID
SB-001-(2)	1901429-003A	Soil	01/10/2019 08:30	ICP-MS1 128SMPL.D	171266

Analytes	Result	RL	DF	Date Analyzed
Lead	6.2	0.50	1	01/15/2019 02:34

Surrogates	REC (%)	Limits
Terbium	101	70-130

Analyst(s): DB

Client ID	Lab ID	Matrix	Date Collected	Instrument	Batch ID
SB-001-(3)	1901429-004A	Soil	01/10/2019 08:35	ICP-MS1 129SMPL.D	171266

Analytes	Result	RL	DF	Date Analyzed
Lead	4.7	0.50	1	01/15/2019 02:40

Surrogates	REC (%)	Limits
Terbium	103	70-130

Analyst(s): DB

(Cont.)



Analytical Report

Client: WSP USA Corp
Date Received: 1/10/19 16:00
Date Prepared: 1/10/19
Project: 31401588.001; Vallco

WorkOrder: 1901429
Extraction Method: SW3050B
Analytical Method: SW6020
Unit: mg/Kg

Lead

Client ID	Lab ID	Matrix	Date Collected	Instrument	Batch ID
SB-002-(0.5)	1901429-005A	Soil	01/10/2019 08:45	ICP-MS1 130SMPL.D	171266

Analytes	Result	RL	DF	Date Analyzed
Lead	16	0.50	1	01/15/2019 02:46

Surrogates	REC (%)	Limits
Terbium	100	70-130

Analyst(s): DB

Client ID	Lab ID	Matrix	Date Collected	Instrument	Batch ID
SB-002-(1)	1901429-006A	Soil	01/10/2019 08:50	ICP-MS1 131SMPL.D	171266

Analytes	Result	RL	DF	Date Analyzed
Lead	8.5	0.50	1	01/15/2019 02:52

Surrogates	REC (%)	Limits
Terbium	103	70-130

Analyst(s): DB

Client ID	Lab ID	Matrix	Date Collected	Instrument	Batch ID
SB-002-(2)	1901429-007A	Soil	01/10/2019 08:55	ICP-MS1 132SMPL.D	171266

Analytes	Result	RL	DF	Date Analyzed
Lead	9.6	0.50	1	01/15/2019 02:58

Surrogates	REC (%)	Limits
Terbium	108	70-130

Analyst(s): DB

Client ID	Lab ID	Matrix	Date Collected	Instrument	Batch ID
SB-002-(3)	1901429-008A	Soil	01/10/2019 09:00	ICP-MS1 133SMPL.D	171266

Analytes	Result	RL	DF	Date Analyzed
Lead	5.9	0.50	1	01/15/2019 03:04

Surrogates	REC (%)	Limits
Terbium	106	70-130

Analyst(s): DB

(Cont.)



Analytical Report

Client: WSP USA Corp
Date Received: 1/10/19 16:00
Date Prepared: 1/10/19
Project: 31401588.001; Vallco

WorkOrder: 1901429
Extraction Method: SW3050B
Analytical Method: SW6020
Unit: mg/Kg

Lead

Client ID	Lab ID	Matrix	Date Collected	Instrument	Batch ID
SB-003-(0.5)	1901429-009A	Soil	01/10/2019 09:05	ICP-MS1 137SMPL.D	171266

<u>Analytes</u>	<u>Result</u>	<u>RL</u>	<u>DF</u>	<u>Date Analyzed</u>
Lead	11	0.50	1	01/15/2019 03:28

<u>Surrogates</u>	<u>REC (%)</u>	<u>Limits</u>
Terbium	106	70-130

Analyst(s): DB

Client ID	Lab ID	Matrix	Date Collected	Instrument	Batch ID
SB-003-(1)	1901429-010A	Soil	01/10/2019 09:10	ICP-MS1 138SMPL.D	171266

<u>Analytes</u>	<u>Result</u>	<u>RL</u>	<u>DF</u>	<u>Date Analyzed</u>
Lead	4.5	0.50	1	01/15/2019 03:35

<u>Surrogates</u>	<u>REC (%)</u>	<u>Limits</u>
Terbium	102	70-130

Analyst(s): DB

Client ID	Lab ID	Matrix	Date Collected	Instrument	Batch ID
SB-003-(2)	1901429-011A	Soil	01/10/2019 09:15	ICP-MS1 139SMPL.D	171266

<u>Analytes</u>	<u>Result</u>	<u>RL</u>	<u>DF</u>	<u>Date Analyzed</u>
Lead	3.3	0.50	1	01/15/2019 03:41

<u>Surrogates</u>	<u>REC (%)</u>	<u>Limits</u>
Terbium	107	70-130

Analyst(s): DB

Client ID	Lab ID	Matrix	Date Collected	Instrument	Batch ID
SB-003-(3)	1901429-012A	Soil	01/10/2019 09:20	ICP-MS1 140SMPL.D	171266

<u>Analytes</u>	<u>Result</u>	<u>RL</u>	<u>DF</u>	<u>Date Analyzed</u>
Lead	5.8	0.50	1	01/15/2019 03:47

<u>Surrogates</u>	<u>REC (%)</u>	<u>Limits</u>
Terbium	105	70-130

Analyst(s): DB

(Cont.)



Analytical Report

Client: WSP USA Corp
Date Received: 1/10/19 16:00
Date Prepared: 1/10/19
Project: 31401588.001; Vallco

WorkOrder: 1901429
Extraction Method: SW3050B
Analytical Method: SW6020
Unit: mg/Kg

Lead

Client ID	Lab ID	Matrix	Date Collected	Instrument	Batch ID
SB-004-(0.5)	1901429-013A	Soil	01/10/2019 09:40	ICP-MS1 141SMPL.D	171266

<u>Analytes</u>	<u>Result</u>	<u>RL</u>	<u>DF</u>	<u>Date Analyzed</u>
Lead	30	0.50	1	01/15/2019 03:53

<u>Surrogates</u>	<u>REC (%)</u>	<u>Limits</u>
Terbium	96	70-130

Analyst(s): DB

Client ID	Lab ID	Matrix	Date Collected	Instrument	Batch ID
SB-004-(1)	1901429-014A	Soil	01/10/2019 09:45	ICP-MS1 142SMPL.D	171266

<u>Analytes</u>	<u>Result</u>	<u>RL</u>	<u>DF</u>	<u>Date Analyzed</u>
Lead	14	0.50	1	01/15/2019 03:59

<u>Surrogates</u>	<u>REC (%)</u>	<u>Limits</u>
Terbium	106	70-130

Analyst(s): DB

Client ID	Lab ID	Matrix	Date Collected	Instrument	Batch ID
SB-004-(2)	1901429-015A	Soil	01/10/2019 09:50	ICP-MS3 039SMPL.D	171272

<u>Analytes</u>	<u>Result</u>	<u>Qualifiers</u>	<u>RL</u>	<u>DF</u>	<u>Date Analyzed</u>
Lead	30	B	0.50	1	01/14/2019 13:51

<u>Surrogates</u>	<u>REC (%)</u>	<u>Limits</u>
Terbium	102	70-130

Analyst(s): MIG

Client ID	Lab ID	Matrix	Date Collected	Instrument	Batch ID
SB-004-(3)	1901429-016A	Soil	01/10/2019 09:55	ICP-MS1 143SMPL.D	171272

<u>Analytes</u>	<u>Result</u>	<u>Qualifiers</u>	<u>RL</u>	<u>DF</u>	<u>Date Analyzed</u>
Lead	17	B	0.50	1	01/15/2019 04:05

<u>Surrogates</u>	<u>REC (%)</u>	<u>Limits</u>
Terbium	102	70-130

Analyst(s): DB

(Cont.)



Analytical Report

Client: WSP USA Corp
Date Received: 1/10/19 16:00
Date Prepared: 1/10/19
Project: 31401588.001; Vallco

WorkOrder: 1901429
Extraction Method: SW3050B
Analytical Method: SW6020
Unit: mg/Kg

Lead

Client ID	Lab ID	Matrix	Date Collected	Instrument	Batch ID
SB-005-(0.5)	1901429-017A	Soil	01/10/2019 10:05	ICP-MS1 144SMPL.D	171272

<u>Analytes</u>	<u>Result</u>	<u>Qualifiers</u>	<u>RL</u>	<u>DF</u>	<u>Date Analyzed</u>
Lead	21	B	0.50	1	01/15/2019 04:11

<u>Surrogates</u>	<u>REC (%)</u>	<u>Limits</u>
Terbium	103	70-130

Analyst(s): DB

Client ID	Lab ID	Matrix	Date Collected	Instrument	Batch ID
SB-005-(1)	1901429-018A	Soil	01/10/2019 10:10	ICP-MS3 175SMPL.D	171272

<u>Analytes</u>	<u>Result</u>	<u>Qualifiers</u>	<u>RL</u>	<u>DF</u>	<u>Date Analyzed</u>
Lead	21	B	0.50	1	01/15/2019 04:00

<u>Surrogates</u>	<u>REC (%)</u>	<u>Limits</u>
Terbium	102	70-130

Analyst(s): JC

Client ID	Lab ID	Matrix	Date Collected	Instrument	Batch ID
SB-005-(2)	1901429-019A	Soil	01/10/2019 10:15	ICP-MS1 145SMPL.D	171272

<u>Analytes</u>	<u>Result</u>	<u>Qualifiers</u>	<u>RL</u>	<u>DF</u>	<u>Date Analyzed</u>
Lead	6.5	B	0.50	1	01/15/2019 04:17

<u>Surrogates</u>	<u>REC (%)</u>	<u>Limits</u>
Terbium	108	70-130

Analyst(s): DB

Client ID	Lab ID	Matrix	Date Collected	Instrument	Batch ID
SB-005-(3)	1901429-020A	Soil	01/10/2019 10:20	ICP-MS3 176SMPL.D	171272

<u>Analytes</u>	<u>Result</u>	<u>Qualifiers</u>	<u>RL</u>	<u>DF</u>	<u>Date Analyzed</u>
Lead	6.2	B	0.50	1	01/15/2019 04:06

<u>Surrogates</u>	<u>REC (%)</u>	<u>Limits</u>
Terbium	96	70-130

Analyst(s): JC

(Cont.)



Analytical Report

Client: WSP USA Corp
Date Received: 1/10/19 16:00
Date Prepared: 1/10/19
Project: 31401588.001; Vallco

WorkOrder: 1901429
Extraction Method: SW3050B
Analytical Method: SW6020
Unit: mg/Kg

Lead

Client ID	Lab ID	Matrix	Date Collected	Instrument	Batch ID
SB-006-(0.5)	1901429-021A	Soil	01/10/2019 10:25	ICP-MS1 146SMPL.D	171272

Analytes	Result	Qualifiers	RL	DF	Date Analyzed
Lead	6.7	B	0.50	1	01/15/2019 04:23

Surrogates	REC (%)	Limits
Terbium	101	70-130

Analyst(s): DB

Client ID	Lab ID	Matrix	Date Collected	Instrument	Batch ID
SB-006-(1)	1901429-022A	Soil	01/10/2019 10:30	ICP-MS1 150SMPL.D	171272

Analytes	Result	Qualifiers	RL	DF	Date Analyzed
Lead	6.6	B	0.50	1	01/15/2019 04:48

Surrogates	REC (%)	Limits
Terbium	107	70-130

Analyst(s): DB

Client ID	Lab ID	Matrix	Date Collected	Instrument	Batch ID
SB-006-(2)	1901429-023A	Soil	01/10/2019 10:35	ICP-MS3 177SMPL.D	171272

Analytes	Result	Qualifiers	RL	DF	Date Analyzed
Lead	5.5	B	0.50	1	01/15/2019 04:12

Surrogates	REC (%)	Limits
Terbium	97	70-130

Analyst(s): JC

Client ID	Lab ID	Matrix	Date Collected	Instrument	Batch ID
SB-006-(3)	1901429-024A	Soil	01/10/2019 10:40	ICP-MS1 120SMPL.D	171272

Analytes	Result	Qualifiers	RL	DF	Date Analyzed
Lead	6.5	B	0.50	1	01/15/2019 01:45

Surrogates	REC (%)	Limits
Terbium	101	70-130

Analyst(s): DB

(Cont.)



Analytical Report

Client: WSP USA Corp
Date Received: 1/10/19 16:00
Date Prepared: 1/10/19
Project: 31401588.001; Vallco

WorkOrder: 1901429
Extraction Method: SW3050B
Analytical Method: SW6020
Unit: mg/Kg

Lead

Client ID	Lab ID	Matrix	Date Collected	Instrument	Batch ID
SB-007-(0.5)	1901429-025A	Soil	01/10/2019 10:45	ICP-MS3 178SMPL.D	171272

Analytes	Result	Qualifiers	RL	DF	Date Analyzed
Lead	5.2	B	0.50	1	01/15/2019 04:18

Surrogates	REC (%)	Limits
Terbium	93	70-130

Analyst(s): JC

Client ID	Lab ID	Matrix	Date Collected	Instrument	Batch ID
SB-007-(1)	1901429-026A	Soil	01/10/2019 10:50	ICP-MS3 179SMPL.D	171272

Analytes	Result	Qualifiers	RL	DF	Date Analyzed
Lead	7.7	B	0.50	1	01/15/2019 04:24

Surrogates	REC (%)	Limits
Terbium	107	70-130

Analyst(s): JC

Client ID	Lab ID	Matrix	Date Collected	Instrument	Batch ID
SB-007-(2)	1901429-027A	Soil	01/10/2019 10:55	ICP-MS3 180SMPL.D	171272

Analytes	Result	Qualifiers	RL	DF	Date Analyzed
Lead	6.7	B	0.50	1	01/15/2019 04:31

Surrogates	REC (%)	Limits
Terbium	98	70-130

Analyst(s): JC

Client ID	Lab ID	Matrix	Date Collected	Instrument	Batch ID
SB-007-(3)	1901429-028A	Soil	01/10/2019 11:00	ICP-MS3 184SMPL.D	171272

Analytes	Result	Qualifiers	RL	DF	Date Analyzed
Lead	5.9	B	0.50	1	01/15/2019 04:55

Surrogates	REC (%)	Limits
Terbium	99	70-130

Analyst(s): JC



Quality Control Report

Client: WSP USA Corp
Date Prepared: 1/10/19
Date Analyzed: 1/11/19
Instrument: GC23
Matrix: Soil
Project: 31401588.001; Valco

WorkOrder: 1901429
BatchID: 171267
Extraction Method: SW3550B
Analytical Method: SW8081A
Unit: mg/kg
Sample ID: MB/LCS/LCSD-171267

QC Summary Report for SW8081A

Analyte	MB Result	RL	SPK Val	MB SS %REC	MB SS Limits
Aldrin	ND	0.0010	-	-	-
a-BHC	ND	0.0010	-	-	-
b-BHC	ND	0.0010	-	-	-
d-BHC	ND	0.0010	-	-	-
g-BHC	ND	0.0010	-	-	-
Chlordane (Technical)	ND	0.025	-	-	-
a-Chlordane	ND	0.0010	-	-	-
g-Chlordane	ND	0.0010	-	-	-
p,p-DDD	ND	0.0010	-	-	-
p,p-DDE	ND	0.0010	-	-	-
p,p-DDT	ND	0.0010	-	-	-
Dieldrin	ND	0.0010	-	-	-
Endosulfan I	ND	0.0010	-	-	-
Endosulfan II	ND	0.0010	-	-	-
Endosulfan sulfate	ND	0.0010	-	-	-
Endrin	ND	0.0010	-	-	-
Endrin aldehyde	ND	0.0010	-	-	-
Endrin ketone	ND	0.0010	-	-	-
Heptachlor	ND	0.0010	-	-	-
Heptachlor epoxide	ND	0.0010	-	-	-
Hexachlorobenzene	ND	0.010	-	-	-
Hexachlorocyclopentadiene	ND	0.020	-	-	-
Methoxychlor	ND	0.0010	-	-	-
Toxaphene	ND	0.050	-	-	-
Surrogate Recovery					
Decachlorobiphenyl	0.053		0.050	106	75-136

(Cont.)



Quality Control Report

Client: WSP USA Corp
Date Prepared: 1/10/19
Date Analyzed: 1/11/19
Instrument: GC23
Matrix: Soil
Project: 31401588.001; Valco

WorkOrder: 1901429
BatchID: 171267
Extraction Method: SW3550B
Analytical Method: SW8081A
Unit: mg/kg
Sample ID: MB/LCS/LCSD-171267

QC Summary Report for SW8081A

Analyte	LCS Result	LCSD Result	SPK Val	LCS %REC	LCSD %REC	LCS/LCSD Limits	RPD	RPD Limit
Aldrin	0.059	0.058	0.050	119	117	92-133	1.72	20
a-BHC	0.054	0.054	0.050	108	107	96-140	0.904	20
b-BHC	0.058	0.058	0.050	117	116	77-137	0.885	20
d-BHC	0.061	0.061	0.050	122	121	89-145	0.972	20
g-BHC	0.059	0.058	0.050	118	116	92-134	1.66	20
a-Chlordane	0.057	0.056	0.050	113	112	72-134	1.38	20
g-Chlordane	0.058	0.058	0.050	116	115	86-132	1.20	20
p,p-DDD	0.049	0.048	0.050	98	97	35-140	1.38	20
p,p-DDE	0.060	0.057	0.050	119	114	83-138	4.40	20
p,p-DDT	0.054	0.054	0.050	109	109	70-137	0	20
Dieldrin	0.064	0.063	0.050	127	125	99-141	1.27	20
Endosulfan I	0.057	0.056	0.050	113	111	93-121	1.81	20
Endosulfan II	0.054	0.054	0.050	108	108	74-125	0	20
Endosulfan sulfate	0.058	0.057	0.050	116	114	66-138	1.90	20
Endrin	0.060	0.059	0.050	120	118	92-137	1.84	20
Endrin aldehyde	0.058	0.058	0.050	116	115	77-135	0.863	20
Endrin ketone	0.053	0.052	0.050	106	105	72-126	0.940	20
Heptachlor	0.057	0.056	0.050	115	113	89-136	1.87	20
Heptachlor epoxide	0.055	0.054	0.050	111	108	85-121	2.15	20
Hexachlorobenzene	0.054	0.053	0.050	108	107	87-127	0.900	20
Hexachlorocyclopentadiene	0.057	0.061	0.050	114	121	41-145	6.17	20
Methoxychlor	0.049	0.049	0.050	99	98	82-142	0.846	20
Surrogate Recovery								
Decachlorobiphenyl	0.054	0.054	0.050	108	107	75-136	0.231	20

(Cont.)



Quality Control Report

Client: WSP USA Corp
Date Prepared: 1/10/19
Date Analyzed: 1/11/19 - 1/12/19
Instrument: GC23
Matrix: Soil
Project: 31401588.001; Valco

WorkOrder: 1901429
BatchID: 171270
Extraction Method: SW3550B
Analytical Method: SW8081A
Unit: mg/kg
Sample ID: MB/LCS/LCSD-171270
 1901429-026AMS/MSD

QC Summary Report for SW8081A

Analyte	MB Result	RL	SPK Val	MB SS %REC	MB SS Limits
Aldrin	ND	0.0010	-	-	-
a-BHC	ND	0.0010	-	-	-
b-BHC	ND	0.0010	-	-	-
d-BHC	ND	0.0010	-	-	-
g-BHC	ND	0.0010	-	-	-
Chlordane (Technical)	ND	0.025	-	-	-
a-Chlordane	ND	0.0010	-	-	-
g-Chlordane	ND	0.0010	-	-	-
p,p-DDD	ND	0.0010	-	-	-
p,p-DDE	ND	0.0010	-	-	-
p,p-DDT	ND	0.0010	-	-	-
Dieldrin	ND	0.0010	-	-	-
Endosulfan I	ND	0.0010	-	-	-
Endosulfan II	ND	0.0010	-	-	-
Endosulfan sulfate	ND	0.0010	-	-	-
Endrin	ND	0.0010	-	-	-
Endrin aldehyde	ND	0.0010	-	-	-
Endrin ketone	ND	0.0010	-	-	-
Heptachlor	ND	0.0010	-	-	-
Heptachlor epoxide	ND	0.0010	-	-	-
Hexachlorobenzene	ND	0.010	-	-	-
Hexachlorocyclopentadiene	ND	0.020	-	-	-
Methoxychlor	ND	0.0010	-	-	-
Toxaphene	ND	0.050	-	-	-
Surrogate Recovery					
Decachlorobiphenyl	0.054		0.050	107	75-136

(Cont.)



Quality Control Report

Client: WSP USA Corp
Date Prepared: 1/10/19
Date Analyzed: 1/11/19 - 1/12/19
Instrument: GC23
Matrix: Soil
Project: 31401588.001; Valco

WorkOrder: 1901429
BatchID: 171270
Extraction Method: SW3550B
Analytical Method: SW8081A
Unit: mg/kg
Sample ID: MB/LCS/LCSD-171270
 1901429-026AMS/MSD

QC Summary Report for SW8081A

Analyte	LCS Result	LCSD Result	SPK Val	LCS %REC	LCSD %REC	LCS/LCSD Limits	RPD	RPD Limit
Aldrin	0.060	0.059	0.050	120	119	92-133	0.700	20
a-BHC	0.055	0.055	0.050	109	111	96-140	1.28	20
b-BHC	0.060	0.059	0.050	119	117	77-137	1.88	20
d-BHC	0.063	0.062	0.050	125	124	89-145	0.886	20
g-BHC	0.060	0.060	0.050	120	119	92-134	0.940	20
a-Chlordane	0.057	0.057	0.050	114	115	72-134	0.240	20
g-Chlordane	0.059	0.059	0.050	119	119	86-132	0	20
p,p-DDD	0.048	0.050	0.050	96	101	35-140	5.08	20
p,p-DDE	0.059	0.057	0.050	117	115	83-138	1.86	20
p,p-DDT	0.055	0.056	0.050	110	112	70-137	1.45	20
Dieldrin	0.064	0.064	0.050	128	128	99-141	0	20
Endosulfan I	0.057	0.057	0.050	113	114	93-121	0.548	20
Endosulfan II	0.054	0.055	0.050	108	110	74-125	2.33	20
Endosulfan sulfate	0.058	0.059	0.050	116	118	66-138	1.15	20
Endrin	0.061	0.061	0.050	121	122	92-137	0.283	20
Endrin aldehyde	0.057	0.059	0.050	114	119	77-135	3.65	20
Endrin ketone	0.053	0.054	0.050	107	109	72-126	1.98	20
Heptachlor	0.058	0.057	0.050	116	115	89-136	1.23	20
Heptachlor epoxide	0.056	0.056	0.050	111	111	85-121	0	20
Hexachlorobenzene	0.055	0.054	0.050	110	109	87-127	0.925	20
Hexachlorocyclopentadiene	0.061	0.060	0.050	122	119	41-145	2.28	20
Methoxychlor	0.051	0.051	0.050	102	102	82-142	0	20
Surrogate Recovery								
Decachlorobiphenyl	0.055	0.056	0.050	111	111	75-136	0	20

Analyte	MS DF	MS Result	MSD Result	SPK Val	SPKRef Val	MS %REC	MSD %REC	MS/MSD Limits	RPD	RPD Limit
Aldrin	20	0.049	0.050	0.050	ND<0.020	97	101	59-143	3.39	20
a-BHC	20	0.052	0.051	0.050	ND<0.020	104	101	42-159	2.75	20
b-BHC	20	0.068	0.061	0.050	ND<0.020	136	121	67-141	11.7	20
d-BHC	20	0.049	0.051	0.050	ND<0.020	99	102	38-164	3.15	20
g-BHC	20	0.051	0.050	0.050	ND<0.020	103	100	51-148	2.47	20
a-Chlordane	20	0.049	0.049	0.050	ND<0.020	98	98	70-130	0	20
g-Chlordane	20	0.052	0.052	0.050	ND<0.020	104	103	61-146	0.834	20
p,p-DDD	20	0.044	0.045	0.050	ND<0.020	88	90	10-158	1.61	20
p,p-DDE	20	0.059	0.059	0.050	ND<0.020	90	92	52-151	1.01	20

(Cont.)



Quality Control Report

Client: WSP USA Corp
Date Prepared: 1/10/19
Date Analyzed: 1/11/19 - 1/12/19
Instrument: GC23
Matrix: Soil
Project: 31401588.001; Vallco

WorkOrder: 1901429
BatchID: 171270
Extraction Method: SW3550B
Analytical Method: SW8081A
Unit: mg/kg
Sample ID: MB/LCS/LCSD-171270
 1901429-026AMS/MSD

QC Summary Report for SW8081A

Analyte	MS DF	MS Result	MSD Result	SPK Val	SPKRef Val	MS %REC	MSD %REC	MS/MSD Limits	RPD	RPD Limit
p,p-DDT	20	0.045	0.047	0.050	ND<0.020	71	76	53-137	4.92	20
Dieldrin	20	0.054	0.054	0.050	ND<0.020	108	108	58-163	0	20
Endosulfan I	20	0.049	0.050	0.050	ND<0.020	99	100	64-136	0.907	20
Endosulfan II	20	0.064	0.068	0.050	ND<0.020	128	136	46-141	5.59	20
Endosulfan sulfate	20	0.045	0.044	0.050	ND<0.020	89	89	45-144	0	20
Endrin	20	0.049	0.049	0.050	ND<0.020	98	98	56-153	0	20
Endrin aldehyde	20	0.045	0.046	0.050	ND<0.020	91	93	63-134	2.13	20
Endrin ketone	20	0.043	0.042	0.050	ND<0.020	87	85	53-130	2.32	20
Heptachlor	20	0.051	0.051	0.050	ND<0.020	103	103	55-147	0	20
Heptachlor epoxide	20	0.050	0.049	0.050	ND<0.020	99	97	63-128	2.45	20
Hexachlorobenzene	20	0.055	0.054	0.050	ND<0.20	109	107	71-132	1.78	20
Hexachlorocyclopentadiene	20	0.046	0.045	0.050	ND<0.40	93	91	12-144	1.73	20
Methoxychlor	20	0.041	0.049	0.050	ND<0.020	82	99	70-150	18.1	20
Surrogate Recovery										
Decachlorobiphenyl	20	0.057	0.077	0.050		115	154,F3	69-143	29.7,F1	20



Quality Control Report

Client: WSP USA Corp
Date Prepared: 1/10/19
Date Analyzed: 1/11/19 - 1/12/19
Instrument: GC23
Matrix: Soil
Project: 31401588.001; Valco

WorkOrder: 1901429
BatchID: 171271
Extraction Method: SW3550B
Analytical Method: SW8081A
Unit: mg/kg
Sample ID: MB/LCS/LCSD-171271
 1901429-027AMS/MSD

QC Summary Report for SW8081A

Analyte	MB Result	RL	SPK Val	MB SS %REC	MB SS Limits
Aldrin	ND	0.0010	-	-	-
a-BHC	ND	0.0010	-	-	-
b-BHC	ND	0.0010	-	-	-
d-BHC	ND	0.0010	-	-	-
g-BHC	ND	0.0010	-	-	-
Chlordane (Technical)	ND	0.025	-	-	-
a-Chlordane	ND	0.0010	-	-	-
g-Chlordane	ND	0.0010	-	-	-
p,p-DDD	ND	0.0010	-	-	-
p,p-DDE	ND	0.0010	-	-	-
p,p-DDT	ND	0.0010	-	-	-
Dieldrin	ND	0.0010	-	-	-
Endosulfan I	ND	0.0010	-	-	-
Endosulfan II	ND	0.0010	-	-	-
Endosulfan sulfate	ND	0.0010	-	-	-
Endrin	ND	0.0010	-	-	-
Endrin aldehyde	ND	0.0010	-	-	-
Endrin ketone	ND	0.0010	-	-	-
Heptachlor	ND	0.0010	-	-	-
Heptachlor epoxide	ND	0.0010	-	-	-
Hexachlorobenzene	ND	0.010	-	-	-
Hexachlorocyclopentadiene	ND	0.020	-	-	-
Methoxychlor	ND	0.0010	-	-	-
Toxaphene	ND	0.050	-	-	-
Surrogate Recovery					
Decachlorobiphenyl	0.054		0.050	107	75-136

(Cont.)



Quality Control Report

Client: WSP USA Corp
Date Prepared: 1/10/19
Date Analyzed: 1/11/19 - 1/12/19
Instrument: GC23
Matrix: Soil
Project: 31401588.001; Valco

WorkOrder: 1901429
BatchID: 171271
Extraction Method: SW3550B
Analytical Method: SW8081A
Unit: mg/kg
Sample ID: MB/LCS/LCSD-171271
 1901429-027AMS/MSD

QC Summary Report for SW8081A

Analyte	LCS Result	LCSD Result	SPK Val	LCS %REC	LCSD %REC	LCS/LCSD Limits	RPD	RPD Limit
Aldrin	0.059	0.060	0.050	117	121	92-133	2.81	20
a-BHC	0.055	0.056	0.050	109	111	96-140	1.87	20
b-BHC	0.058	0.059	0.050	116	119	77-137	2.19	20
d-BHC	0.061	0.062	0.050	122	125	89-145	2.00	20
g-BHC	0.059	0.060	0.050	118	121	92-134	2.05	20
a-Chlordane	0.056	0.057	0.050	112	115	72-134	2.25	20
g-Chlordane	0.058	0.059	0.050	116	119	86-132	2.17	20
p,p-DDD	0.049	0.050	0.050	98	99	35-140	1.52	20
p,p-DDE	0.057	0.059	0.050	115	117	83-138	2.48	20
p,p-DDT	0.055	0.055	0.050	110	111	70-137	0.969	20
Dieldrin	0.063	0.064	0.050	126	129	99-141	2.37	20
Endosulfan I	0.056	0.058	0.050	112	115	93-121	2.91	20
Endosulfan II	0.054	0.055	0.050	108	110	74-125	2.18	20
Endosulfan sulfate	0.058	0.059	0.050	116	118	66-138	1.95	20
Endrin	0.060	0.062	0.050	120	123	92-137	2.88	20
Endrin aldehyde	0.058	0.059	0.050	116	119	77-135	2.61	20
Endrin ketone	0.053	0.054	0.050	106	108	72-126	1.42	20
Heptachlor	0.057	0.059	0.050	114	118	89-136	3.11	20
Heptachlor epoxide	0.055	0.057	0.050	109	113	85-121	3.60	20
Hexachlorobenzene	0.054	0.055	0.050	108	110	87-127	1.74	20
Hexachlorocyclopentadiene	0.061	0.057	0.050	122	114	41-145	6.38	20
Methoxychlor	0.050	0.050	0.050	100	100	82-142	0	20

Surrogate Recovery

Decachlorobiphenyl	0.055	0.055	0.050	110	109	75-136	0.284	20
--------------------	-------	-------	-------	-----	-----	--------	-------	----

Analyte	MS DF	MS Result	MSD Result	SPK Val	SPKRef Val	MS %REC	MSD %REC	MS/MSD Limits	RPD	RPD Limit
Aldrin	1	0.056	0.057	0.050	ND	111	114	59-143	2.69	20
a-BHC	1	0.060	0.062	0.050	ND	119	123	42-159	3.07	20
b-BHC	1	0.061	0.060	0.050	ND	122	121	67-141	1.31	20
d-BHC	1	0.059	0.060	0.050	ND	117	121	38-164	3.32	20
g-BHC	1	0.055	0.057	0.050	ND	111	113	51-148	2.08	20
a-Chlordane	1	0.051	0.053	0.050	ND	102	106	70-130	3.90	20
g-Chlordane	1	0.051	0.053	0.050	ND	101	106	61-146	4.74	20
p,p-DDD	1	0.035	0.038	0.050	ND	70	75	10-158	6.88	20
p,p-DDE	1	0.054	0.057	0.050	0.001652	105	111	52-151	5.20	20

(Cont.)



Quality Control Report

Client: WSP USA Corp
Date Prepared: 1/10/19
Date Analyzed: 1/11/19 - 1/12/19
Instrument: GC23
Matrix: Soil
Project: 31401588.001; Vallco

WorkOrder: 1901429
BatchID: 171271
Extraction Method: SW3550B
Analytical Method: SW8081A
Unit: mg/kg
Sample ID: MB/LCS/LCSD-171271
 1901429-027AMS/MSD

QC Summary Report for SW8081A

Analyte	MS DF	MS Result	MSD Result	SPK Val	SPKRef Val	MS %REC	MSD %REC	MS/MSD Limits	RPD	RPD Limit
p,p-DDT	1	0.049	0.052	0.050	0.001304	96	102	53-137	6.46	20
Dieldrin	1	0.058	0.060	0.050	ND	115	120	58-163	4.15	20
Endosulfan I	1	0.051	0.053	0.050	ND	102	106	64-136	4.01	20
Endosulfan II	1	0.045	0.048	0.050	ND	91	97	46-141	6.25	20
Endosulfan sulfate	1	0.051	0.054	0.050	ND	103	108	45-144	5.42	20
Endrin	1	0.054	0.056	0.050	ND	107	113	56-153	5.17	20
Endrin aldehyde	1	0.045	0.049	0.050	ND	90	98	63-134	8.58	20
Endrin ketone	1	0.047	0.049	0.050	ND	93	98	53-130	5.10	20
Heptachlor	1	0.054	0.056	0.050	ND	108	111	55-147	2.56	20
Heptachlor epoxide	1	0.051	0.053	0.050	ND	102	106	63-128	3.34	20
Hexachlorobenzene	1	0.052	0.053	0.050	ND	104	106	71-132	2.53	20
Hexachlorocyclopentadiene	1	0.052	0.054	0.050	ND	105	108	12-144	2.50	20
Methoxychlor	1	0.046	0.048	0.050	ND	92	97	70-150	5.39	20
Surrogate Recovery										
Decachlorobiphenyl	1	0.050	0.051	0.050		100	102	69-143	2.05	20



Quality Control Report

Client: WSP USA Corp	WorkOrder: 1901429
Date Prepared: 1/10/19	BatchID: 171266
Date Analyzed: 1/14/19	Extraction Method: SW3050B
Instrument: ICP-MS2	Analytical Method: SW6020
Matrix: Soil	Unit: mg/Kg
Project: 31401588.001; Vallco	Sample ID: MB/LCS/LCSD-171266

QC Summary Report for Metals

Analyte	MB Result	MDL	RL	SPK Val	MB SS %REC	MB SS Limits
Lead	ND	0.094	0.50	-	-	-
Surrogate Recovery						
Terbium	530			500	107	70-130

Analyte	LCS Result	LCSD Result	SPK Val	LCS %REC	LCSD %REC	LCS/LCSD Limits	RPD	RPD Limit
Lead	51	51	50	102	102	75-125	0	20
Surrogate Recovery								
Terbium	530	530	500	105	105	70-130	0	20

(Cont.)



Quality Control Report

Client: WSP USA Corp
Date Prepared: 1/10/19
Date Analyzed: 1/14/19
Instrument: ICP-MS1, ICP-MS3
Matrix: Soil
Project: 31401588.001; Valco

WorkOrder: 1901429
BatchID: 171272
Extraction Method: SW3050B
Analytical Method: SW6020
Unit: mg/Kg
Sample ID: MB/LCS/LCSD-171272
 1901429-015AMS/MSD

QC Summary Report for Metals

Analyte	MB Result	MDL	RL	SPK Val	MB SS %REC	MB SS Limits
Lead	0.19,J	0.094	0.50	-	-	-

Surrogate Recovery

Terbium	540			500	108	70-130
---------	-----	--	--	-----	-----	--------

Analyte	LCS Result	LCSD Result	SPK Val	LCS %REC	LCSD %REC	LCS/LCSD Limits	RPD	RPD Limit
Lead	52	49	50	104	97	75-125	6.19	20

Surrogate Recovery

Terbium	550	510	500	110	102	70-130	6.95	20
---------	-----	-----	-----	-----	-----	--------	------	----

Analyte	MS DF	MS Result	MSD Result	SPK Val	SPKRef Val	MS %REC	MSD %REC	MS/MSD Limits	RPD	RPD Limit
Lead	1	86	82	50	30.03	111	104	75-125	4.22	20

Surrogate Recovery

Terbium	1	540	510	500		109	103	70-130	5.92	20
---------	---	-----	-----	-----	--	-----	-----	--------	------	----

Analyte	DLT Result	DLTRef Val	%D	%D Limit
Lead	29	30.03	3.43	20

%D Control Limit applied to analytes with concentrations greater than 25 times the reporting limits.



1534 Willow Pass Rd
Pittsburg, CA 94565-1701
(925) 252-9262

WaterTrax WriteOn EDF

CHAIN-OF-CUSTODY RECORD

WorkOrder: 1901429

ClientCode: WSPE

Excel EQuIS Email HardCopy ThirdParty J-flag
 Detection Summary Dry-Weight

Report to:

San Jose Main
WSP USA Corp
2025 Gateway Place, #348 (3rd Floor
Back of Building)
San Jose, CA 95110
(408) 878-0672 FAX:

Email: sanjosemain@wsp.com
cc/3rd Party:
PO:
Project: 31401588.001; Vallco

Bill to:

Env. Accounts Payable
WSP Parsons Brinckerhoff
13530 Dulles Technology Drive, Ste.300
Herndon, VA 20171
SEND HARDCOPY; USENVAccountspa

Requested TAT: 5 days;

Date Received: 01/10/2019

Date Logged: 01/10/2019

Lab ID	Client ID	Matrix	Collection Date	Hold	Requested Tests (See legend below)											
					1	2	3	4	5	6	7	8	9	10	11	12
1901429-001	SB-001-(0.5)	Soil	1/10/2019 08:20	<input type="checkbox"/>	A	A										
1901429-002	SB-001-(1)	Soil	1/10/2019 08:25	<input type="checkbox"/>	A	A										
1901429-003	SB-001-(2)	Soil	1/10/2019 08:30	<input type="checkbox"/>	A	A										
1901429-004	SB-001-(3)	Soil	1/10/2019 08:35	<input type="checkbox"/>	A	A										
1901429-005	SB-002-(0.5)	Soil	1/10/2019 08:45	<input type="checkbox"/>	A	A										
1901429-006	SB-002-(1)	Soil	1/10/2019 08:50	<input type="checkbox"/>	A	A										
1901429-007	SB-002-(2)	Soil	1/10/2019 08:55	<input type="checkbox"/>	A	A										
1901429-008	SB-002-(3)	Soil	1/10/2019 09:00	<input type="checkbox"/>	A	A										
1901429-009	SB-003-(0.5)	Soil	1/10/2019 09:05	<input type="checkbox"/>	A	A										
1901429-010	SB-003-(1)	Soil	1/10/2019 09:10	<input type="checkbox"/>	A	A										
1901429-011	SB-003-(2)	Soil	1/10/2019 09:15	<input type="checkbox"/>	A	A										
1901429-012	SB-003-(3)	Soil	1/10/2019 09:20	<input type="checkbox"/>	A	A										
1901429-013	SB-004-(0.5)	Soil	1/10/2019 09:40	<input type="checkbox"/>	A	A										
1901429-014	SB-004-(1)	Soil	1/10/2019 09:45	<input type="checkbox"/>	A	A										
1901429-015	SB-004-(2)	Soil	1/10/2019 09:50	<input type="checkbox"/>	A	A										

Test Legend:

1	8081_S	2	PBMS_TTLC_S	3		4	
5		6		7		8	
9		10		11		12	

Project Manager: Christine Askari

Prepared by: Julia Danielsson

Comments:

NOTE: Soil samples are discarded 60 days after results are reported unless other arrangements are made (Water samples are 30 days). Hazardous samples will be returned to client or disposed of at client expense.



1534 Willow Pass Rd
Pittsburg, CA 94565-1701
(925) 252-9262

WaterTrax WriteOn EDF

CHAIN-OF-CUSTODY RECORD

WorkOrder: 1901429

ClientCode: WSPE

Excel EQuIS Email HardCopy ThirdParty J-flag
 Detection Summary Dry-Weight

Report to:

San Jose Main
WSP USA Corp
2025 Gateway Place, #348 (3rd Floor
Back of Building)
San Jose, CA 95110
(408) 878-0672 FAX:

Email: sanjosemain@wsp.com
cc/3rd Party:
PO:
Project: 31401588.001; Vallco

Bill to:

Env. Accounts Payable
WSP Parsons Brinckerhoff
13530 Dulles Technology Drive, Ste.300
Herndon, VA 20171
SEND HARDCOPY; USENVAccountspa

Requested TAT: 5 days;
Date Received: 01/10/2019
Date Logged: 01/10/2019

Lab ID	Client ID	Matrix	Collection Date	Hold	Requested Tests (See legend below)											
					1	2	3	4	5	6	7	8	9	10	11	12
1901429-016	SB-004-(3)	Soil	1/10/2019 09:55	<input type="checkbox"/>	A	A										
1901429-017	SB-005-(0.5)	Soil	1/10/2019 10:05	<input type="checkbox"/>	A	A										
1901429-018	SB-005-(1)	Soil	1/10/2019 10:10	<input type="checkbox"/>	A	A										
1901429-019	SB-005-(2)	Soil	1/10/2019 10:15	<input type="checkbox"/>	A	A										
1901429-020	SB-005-(3)	Soil	1/10/2019 10:20	<input type="checkbox"/>	A	A										
1901429-021	SB-006-(0.5)	Soil	1/10/2019 10:25	<input type="checkbox"/>	A	A										
1901429-022	SB-006-(1)	Soil	1/10/2019 10:30	<input type="checkbox"/>	A	A										
1901429-023	SB-006-(2)	Soil	1/10/2019 10:35	<input type="checkbox"/>	A	A										
1901429-024	SB-006-(3)	Soil	1/10/2019 10:40	<input type="checkbox"/>	A	A										
1901429-025	SB-007-(0.5)	Soil	1/10/2019 10:45	<input type="checkbox"/>	A	A										
1901429-026	SB-007-(1)	Soil	1/10/2019 10:50	<input type="checkbox"/>	A	A										
1901429-027	SB-007-(2)	Soil	1/10/2019 10:55	<input type="checkbox"/>	A	A										
1901429-028	SB-007-(3)	Soil	1/10/2019 11:00	<input type="checkbox"/>	A	A										

Test Legend:

1	8081_S	2	PBMS_TTLC_S	3		4	
5		6		7		8	
9		10		11		12	

Project Manager: Christine Askari

Prepared by: Julia Danielsson

Comments:

NOTE: Soil samples are discarded 60 days after results are reported unless other arrangements are made (Water samples are 30 days). Hazardous samples will be returned to client or disposed of at client expense.



WORK ORDER SUMMARY

Client Name: WSP USA CORP

Project: 31401588.001; Vallco

Work Order: 1901429

Client Contact: San Jose Main

QC Level:

Contact's Email: sanjosemain@wsp.com

Comments:

Date Logged: 1/10/2019

WaterTrax WriteOn EDF Excel EQUIS Email HardCopy ThirdParty J-flag

Lab ID	Client ID	Matrix	Test Name	Containers /Composites	Bottle & Preservative	De-chlorinated	Collection Date & Time	TAT	Sediment Content	Hold	SubOut
1901429-001A	SB-001-(0.5)	Soil	SW6020 (Lead)	1	8OZ GJ, Unpres	<input type="checkbox"/>	1/10/2019 8:20	5 days		<input type="checkbox"/>	
			SW8081A (OC Pesticides)			<input type="checkbox"/>					
1901429-002A	SB-001-(1)	Soil	SW6020 (Lead)	1	8OZ GJ, Unpres	<input type="checkbox"/>	1/10/2019 8:25	5 days		<input type="checkbox"/>	
			SW8081A (OC Pesticides)			<input type="checkbox"/>					
1901429-003A	SB-001-(2)	Soil	SW6020 (Lead)	1	8OZ GJ, Unpres	<input type="checkbox"/>	1/10/2019 8:30	5 days		<input type="checkbox"/>	
			SW8081A (OC Pesticides)			<input type="checkbox"/>					
1901429-004A	SB-001-(3)	Soil	SW6020 (Lead)	1	8OZ GJ, Unpres	<input type="checkbox"/>	1/10/2019 8:35	5 days		<input type="checkbox"/>	
			SW8081A (OC Pesticides)			<input type="checkbox"/>					
1901429-005A	SB-002-(0.5)	Soil	SW6020 (Lead)	1	8OZ GJ, Unpres	<input type="checkbox"/>	1/10/2019 8:45	5 days		<input type="checkbox"/>	
			SW8081A (OC Pesticides)			<input type="checkbox"/>					
1901429-006A	SB-002-(1)	Soil	SW6020 (Lead)	1	8OZ GJ, Unpres	<input type="checkbox"/>	1/10/2019 8:50	5 days		<input type="checkbox"/>	
			SW8081A (OC Pesticides)			<input type="checkbox"/>					
1901429-007A	SB-002-(2)	Soil	SW6020 (Lead)	1	8OZ GJ, Unpres	<input type="checkbox"/>	1/10/2019 8:55	5 days		<input type="checkbox"/>	
			SW8081A (OC Pesticides)			<input type="checkbox"/>					
1901429-008A	SB-002-(3)	Soil	SW6020 (Lead)	1	8OZ GJ, Unpres	<input type="checkbox"/>	1/10/2019 9:00	5 days		<input type="checkbox"/>	
			SW8081A (OC Pesticides)			<input type="checkbox"/>					

NOTES: - STLC and TCLP extractions require 2 days to complete; therefore, all TATs begin after the extraction is completed (i.e., One-day TAT yields results in 3 days from sample submission).
- MAI assumes that all material present in the provided sampling container is considered part of the sample - MAI does not exclude any material from the sample prior to sample preparation unless requested in writing by the client.



WORK ORDER SUMMARY

Client Name: WSP USA CORP
Client Contact: San Jose Main
Contact's Email: sanjosemain@wsp.com

Project: 31401588.001; Vallco

Work Order: 1901429
QC Level:
Date Logged: 1/10/2019

Comments:

WaterTrax WriteOn EDF Excel EQUIS Email HardCopy ThirdParty J-flag

Lab ID	Client ID	Matrix	Test Name	Containers /Composites	Bottle & Preservative	De-chlorinated	Collection Date & Time	TAT	Sediment Content	Hold	SubOut
1901429-009A	SB-003-(0.5)	Soil	SW6020 (Lead)	1	8OZ GJ, Unpres	<input type="checkbox"/>	1/10/2019 9:05	5 days		<input type="checkbox"/>	
			SW8081A (OC Pesticides)			<input type="checkbox"/>					
1901429-010A	SB-003-(1)	Soil	SW6020 (Lead)	1	8OZ GJ, Unpres	<input type="checkbox"/>	1/10/2019 9:10	5 days		<input type="checkbox"/>	
			SW8081A (OC Pesticides)			<input type="checkbox"/>					
1901429-011A	SB-003-(2)	Soil	SW6020 (Lead)	1	8OZ GJ, Unpres	<input type="checkbox"/>	1/10/2019 9:15	5 days		<input type="checkbox"/>	
			SW8081A (OC Pesticides)			<input type="checkbox"/>					
1901429-012A	SB-003-(3)	Soil	SW6020 (Lead)	1	8OZ GJ, Unpres	<input type="checkbox"/>	1/10/2019 9:20	5 days		<input type="checkbox"/>	
			SW8081A (OC Pesticides)			<input type="checkbox"/>					
1901429-013A	SB-004-(0.5)	Soil	SW6020 (Lead)	1	8OZ GJ, Unpres	<input type="checkbox"/>	1/10/2019 9:40	5 days		<input type="checkbox"/>	
			SW8081A (OC Pesticides)			<input type="checkbox"/>					
1901429-014A	SB-004-(1)	Soil	SW6020 (Lead)	1	8OZ GJ, Unpres	<input type="checkbox"/>	1/10/2019 9:45	5 days		<input type="checkbox"/>	
			SW8081A (OC Pesticides)			<input type="checkbox"/>					
1901429-015A	SB-004-(2)	Soil	SW6020 (Lead)	1	8OZ GJ, Unpres	<input type="checkbox"/>	1/10/2019 9:50	5 days		<input type="checkbox"/>	
			SW8081A (OC Pesticides)			<input type="checkbox"/>					
1901429-016A	SB-004-(3)	Soil	SW6020 (Lead)	1	8OZ GJ, Unpres	<input type="checkbox"/>	1/10/2019 9:55	5 days		<input type="checkbox"/>	
			SW8081A (OC Pesticides)			<input type="checkbox"/>					

NOTES: - STLC and TCLP extractions require 2 days to complete; therefore, all TATs begin after the extraction is completed (i.e., One-day TAT yields results in 3 days from sample submission).
 - MAI assumes that all material present in the provided sampling container is considered part of the sample - MAI does not exclude any material from the sample prior to sample preparation unless requested in writing by the client.



WORK ORDER SUMMARY

Client Name: WSP USA CORP

Project: 31401588.001; Vallco

Work Order: 1901429

Client Contact: San Jose Main

QC Level:

Contact's Email: sanjosemain@wsp.com

Comments:

Date Logged: 1/10/2019

WaterTrax WriteOn EDF Excel EQUIS Email HardCopy ThirdParty J-flag

Lab ID	Client ID	Matrix	Test Name	Containers /Composites	Bottle & Preservative	De-chlorinated	Collection Date & Time	TAT	Sediment Content	Hold	SubOut
1901429-017A	SB-005-(0.5)	Soil	SW6020 (Lead)	1	8OZ GJ, Unpres	<input type="checkbox"/>	1/10/2019 10:05	5 days		<input type="checkbox"/>	
			SW8081A (OC Pesticides)			<input type="checkbox"/>					
1901429-018A	SB-005-(1)	Soil	SW6020 (Lead)	1	8OZ GJ, Unpres	<input type="checkbox"/>	1/10/2019 10:10	5 days		<input type="checkbox"/>	
			SW8081A (OC Pesticides)			<input type="checkbox"/>					
1901429-019A	SB-005-(2)	Soil	SW6020 (Lead)	1	8OZ GJ, Unpres	<input type="checkbox"/>	1/10/2019 10:15	5 days		<input type="checkbox"/>	
			SW8081A (OC Pesticides)			<input type="checkbox"/>					
1901429-020A	SB-005-(3)	Soil	SW6020 (Lead)	1	8OZ GJ, Unpres	<input type="checkbox"/>	1/10/2019 10:20	5 days		<input type="checkbox"/>	
			SW8081A (OC Pesticides)			<input type="checkbox"/>					
1901429-021A	SB-006-(0.5)	Soil	SW6020 (Lead)	1	8OZ GJ, Unpres	<input type="checkbox"/>	1/10/2019 10:25	5 days		<input type="checkbox"/>	
			SW8081A (OC Pesticides)			<input type="checkbox"/>					
1901429-022A	SB-006-(1)	Soil	SW6020 (Lead)	1	8OZ GJ, Unpres	<input type="checkbox"/>	1/10/2019 10:30	5 days		<input type="checkbox"/>	
			SW8081A (OC Pesticides)			<input type="checkbox"/>					
1901429-023A	SB-006-(2)	Soil	SW6020 (Lead)	1	8OZ GJ, Unpres	<input type="checkbox"/>	1/10/2019 10:35	5 days		<input type="checkbox"/>	
			SW8081A (OC Pesticides)			<input type="checkbox"/>					
1901429-024A	SB-006-(3)	Soil	SW6020 (Lead)	1	8OZ GJ, Unpres	<input type="checkbox"/>	1/10/2019 10:40	5 days		<input type="checkbox"/>	
			SW8081A (OC Pesticides)			<input type="checkbox"/>					

NOTES: - STLC and TCLP extractions require 2 days to complete; therefore, all TATs begin after the extraction is completed (i.e., One-day TAT yields results in 3 days from sample submission).

- MAI assumes that all material present in the provided sampling container is considered part of the sample - MAI does not exclude any material from the sample prior to sample preparation unless requested in writing by the client.



WORK ORDER SUMMARY

Client Name: WSP USA CORP

Project: 31401588.001; Vallco

Work Order: 1901429

Client Contact: San Jose Main

QC Level:

Contact's Email: sanjosemain@wsp.com

Comments:

Date Logged: 1/10/2019

WaterTrax WriteOn EDF Excel EQUIS Email HardCopy ThirdParty J-flag

Lab ID	Client ID	Matrix	Test Name	Containers /Composites	Bottle & Preservative	De-chlorinated	Collection Date & Time	TAT	Sediment Content	Hold	SubOut
1901429-025A	SB-007-(0.5)	Soil	SW6020 (Lead)	1	8OZ GJ, Unpres	<input type="checkbox"/>	1/10/2019 10:45	5 days		<input type="checkbox"/>	
			SW8081A (OC Pesticides)			<input type="checkbox"/>					
1901429-026A	SB-007-(1)	Soil	SW6020 (Lead)	1	8OZ GJ, Unpres	<input type="checkbox"/>	1/10/2019 10:50	5 days		<input type="checkbox"/>	
			SW8081A (OC Pesticides)			<input type="checkbox"/>					
1901429-027A	SB-007-(2)	Soil	SW6020 (Lead)	1	8OZ GJ, Unpres	<input type="checkbox"/>	1/10/2019 10:55	5 days		<input type="checkbox"/>	
			SW8081A (OC Pesticides)			<input type="checkbox"/>					
1901429-028A	SB-007-(3)	Soil	SW6020 (Lead)	1	8OZ GJ, Unpres	<input type="checkbox"/>	1/10/2019 11:00	5 days		<input type="checkbox"/>	
			SW8081A (OC Pesticides)			<input type="checkbox"/>					

NOTES: - STLC and TCLP extractions require 2 days to complete; therefore, all TATs begin after the extraction is completed (i.e., One-day TAT yields results in 3 days from sample submission).

- MAI assumes that all material present in the provided sampling container is considered part of the sample - MAI does not exclude any material from the sample prior to sample preparation unless requested in writing by the client.

CHAIN-OF-CUSTODY RECORD

1901429

WSP Parsons Brinckerhoff Office Address 2025 Gateway Place, San Jose, CA		WSP Parsons Brinckerhoff Contact Name Kevin Hodgson San Jose Main		Requested Analyses & Preservatives		No. 005443		WSP PARSONS BRINCKERHOFF	
Project Name Vallco		WSP Parsons Brinckerhoff Contact E-mail sanjosemain @wspgroup.com		Number of Containers Pesticides (800(A) Lead (6010B)		Laboratory Name & Location McCampbell Analytical			
Project Location Cupertino, CA		WSP Parsons Brinckerhoff Contact Phone 408-836-9901 6100				Laboratory Project Manager			
Project Number & Task		Sampler(s) Name(s) Kevin Hodgson Bailey Sam		Sampler(s) Signature(s) <i>[Signature]</i>		Requested Turn-Around-Time <input checked="" type="checkbox"/> Standard <input type="checkbox"/> 24 HR <input type="checkbox"/> 48 HR <input type="checkbox"/> 72 HR <input type="checkbox"/> _____ HR			
Sample Identification		Matrix	Collection Start* Date Time	Collection Stop* Date Time	Sample Comments				

Sample Identification	Matrix	Collection Start* Date Time	Collection Stop* Date Time	Number of Containers	Pesticides (800(A))	Lead (6010B)													
SB-001-(0.5)	S	1/10/19 0820	- -	1	X	X													
SB-001-(1)	S	0825	- -	1	X	X													
SB-001-(2)	S	0830	- -	1	X	X													
SB-001-(3)	S	0855	- -	1	X	X													
SB-002-(0.5)	S	0845	- -	1	X	X													
SB-002-(1)	S	0850	- -	1	X	X													
SB-002-(2)	S	0855	- -	1	X	X													
SB-002-(3)	S	0900	- -	1	X	X													
SB-003-(0.5)	S	0905	- -	1	X	X													
SB-003-(1)	S	0910	- -	1	X	X													
SB-003-(2)	S	0915	- -	1	X	X													
SB-003-(3)	S	0920	- -	1	X	X													
SB-004-(0.5)	S	0940	- -	1	X	X													
SB-004-(1)	S	0945	- -	1	X	X													
SB-004-(2)	S	0950	- -	1	X	X													

Relinquished By (Signature) <i>[Signature]</i>	Date 1/10/19	Time 1212	Received By (Signature) <i>[Signature]</i>	Date 1/10/19	Time 1212	Shipment Method	Tracking Number(s)
Relinquished By (Signature) <i>[Signature]</i>	Date 1/10/19	Time 1600	Received By (Signature) <i>[Signature]</i>	Date 1/10/19	Time 1600	Number of Packages	Custody Seal Number(s)

*Use stop time/date for composite and/or air samples; use only start time/date for all other samples. Matrix: AQ = Aqueous, S = Soil, SE = Sediment, A = Air, W = Wipe, B = Bulk, O = Other (detail in comments)

3.1 WET

WSP Parsons Brinckerhoff Office Address 2025 Gateway Place, San Jose, CA				Requested Analyses & Preservatives				No. 005455		
Project Name vallco		WSP Parsons Brinckerhoff Contact Name San Jose main		Number of Containers Pesticides (8081A) LEAD (6010B)		Laboratory Name & Location McCampbell Analytical				
Project Location Cupertino, CA		WSP Parsons Brinckerhoff Contact E-mail sanjosemain @wspgroup.com				Laboratory Project Manager				
Project Number & Task		WSP Parsons Brinckerhoff Contact Phone 408-453-6100				Requested Turn-Around-Time <input checked="" type="checkbox"/> Standard <input type="checkbox"/> 24 HR <input type="checkbox"/> 48 HR <input type="checkbox"/> 72 HR <input type="checkbox"/> _____ HR				
Sampler(s) Name(s) Kevin Hudyson Bailey Sam		Sampler(s) Signature(s) 				Sample Comments				
Sample Identification		Matrix	Collection Start*		Collection Stop*					
			Date	Time	Date	Time				
SB-004-(3)		S	1/10/19	0955	-	-	1	X	X	
SB-005-(0.5)		S		1005	-	-	1	X	X	
SB-005-(1)		S		1010	-	-	1	X	X	
SB-005-(2)		S		1015	-	-	1	X	X	
SB-005-(3)		S		1020	-	-	1	X	X	
SB-006-(0.5)		S		1025	-	-	1	X	X	
SB-006-(1)		S		1030	-	-	1	X	X	
SB-006-(2)		S		1035	-	-	1	X	X	
SB-006-(3)		S		1040	-	-	1	X	X	
SB-007-(0.5)		S		1045	-	-	1	X	X	
SB-007-(1)		S		1050	-	-	1	X	X	
SB-007-(2)		S		1055	-	-	1	X	X	
SB-007-(3)		S		1100	-	-	1	X	X	
Relinquished By (Signature) 		Date 1/10/19	Time 12:17	Received By (Signature) 		Date 1/10/19	Time 12:17	Shipment Method		Tracking Number(s)
Relinquished By (Signature) 		Date 1/10/19	Time 1600	Received By (Signature) 		Date 1/10/19	Time 1600	Number of Packages		Custody Seal Number(s)

*Use stop time/date for composite and/or air samples; use only start time/date for all other samples.

Matrix: AQ = Aqueous, S = Soil, SE = Sediment, A = Air, W = Wipe, B = Bulk, O = Other (detail in comments)



Sample Receipt Checklist

Client Name: WSP USA Corp	Date and Time Received: 1/10/2019 16:00
Project: 31401588.001; Vallco	Date Logged: 1/10/2019
WorkOrder No: 1901429 Matrix: <u>Soil</u>	Received by: Julia Danielsson
Carrier: <u>Laurie Moore (MAI Courier)</u>	Logged by: Julia Danielsson

Chain of Custody (COC) Information

Chain of custody present?	Yes <input checked="" type="checkbox"/>	No <input type="checkbox"/>	
Chain of custody signed when relinquished and received?	Yes <input checked="" type="checkbox"/>	No <input type="checkbox"/>	
Chain of custody agrees with sample labels?	Yes <input checked="" type="checkbox"/>	No <input type="checkbox"/>	
Sample IDs noted by Client on COC?	Yes <input checked="" type="checkbox"/>	No <input type="checkbox"/>	
Date and Time of collection noted by Client on COC?	Yes <input checked="" type="checkbox"/>	No <input type="checkbox"/>	
Sampler's name noted on COC?	Yes <input checked="" type="checkbox"/>	No <input type="checkbox"/>	
COC agrees with Quote?	Yes <input type="checkbox"/>	No <input type="checkbox"/>	NA <input checked="" type="checkbox"/>

Sample Receipt Information

Custody seals intact on shipping container/cooler?	Yes <input type="checkbox"/>	No <input type="checkbox"/>	NA <input checked="" type="checkbox"/>
Shipping container/cooler in good condition?	Yes <input checked="" type="checkbox"/>	No <input type="checkbox"/>	
Samples in proper containers/bottles?	Yes <input checked="" type="checkbox"/>	No <input type="checkbox"/>	
Sample containers intact?	Yes <input checked="" type="checkbox"/>	No <input type="checkbox"/>	
Sufficient sample volume for indicated test?	Yes <input checked="" type="checkbox"/>	No <input type="checkbox"/>	

Sample Preservation and Hold Time (HT) Information

All samples received within holding time?	Yes <input checked="" type="checkbox"/>	No <input type="checkbox"/>	NA <input type="checkbox"/>
Samples Received on Ice?	Yes <input checked="" type="checkbox"/>	No <input type="checkbox"/>	

(Ice Type: WET ICE)

Sample/Temp Blank temperature	Temp: 3.1°C	NA <input type="checkbox"/>	
Water - VOA vials have zero headspace / no bubbles?	Yes <input type="checkbox"/>	No <input type="checkbox"/>	NA <input checked="" type="checkbox"/>
Sample labels checked for correct preservation?	Yes <input checked="" type="checkbox"/>	No <input type="checkbox"/>	
pH acceptable upon receipt (Metal: <2; Nitrate 353.2/4500NO3: <2; 522: <4; 218.7: >8)?	Yes <input type="checkbox"/>	No <input type="checkbox"/>	NA <input checked="" type="checkbox"/>

UCMR Samples:

pH tested and acceptable upon receipt (200.8: ≤2; 525.3: ≤4; 530: ≤7; 541: <3; 544: <6.5 & 7.5)?	Yes <input type="checkbox"/>	No <input type="checkbox"/>	NA <input checked="" type="checkbox"/>
Free Chlorine tested and acceptable upon receipt (<0.1mg/L)?	Yes <input type="checkbox"/>	No <input type="checkbox"/>	NA <input checked="" type="checkbox"/>

 Comments:



McC Campbell Analytical, Inc.

"When Quality Counts"

Analytical Report

WorkOrder: 1901429 A

Report Created for: WSP USA Corp

2025 Gateway Place, #348 (3rd Floor Back of Buil
San Jose, CA 95110

Project Contact: San Jose Main

Project P.O.:

Project: 31401588.001; Vallco

Project Received: 01/10/2019

Analytical Report reviewed & approved for release on 01/31/2019 by:

Susan Thompson

Project Manager

The report shall not be reproduced except in full, without the written approval of the laboratory. The analytical results relate only to the items tested. Results reported conform to the most current NELAP standards, where applicable, unless otherwise stated in the case narrative.





Glossary of Terms & Qualifier Definitions

Client: WSP USA Corp
Project: 31401588.001; Vallco
WorkOrder: 1901429 A

Glossary Abbreviation

%D	Serial Dilution Percent Difference
95% Interval	95% Confident Interval
DF	Dilution Factor
DI WET	(DISTLC) Waste Extraction Test using DI water
DISS	Dissolved (direct analysis of 0.45 µm filtered and acidified water sample)
DLT	Dilution Test (Serial Dilution)
DUP	Duplicate
EDL	Estimated Detection Limit
ERS	External reference sample. Second source calibration verification.
ITEF	International Toxicity Equivalence Factor
LCS	Laboratory Control Sample
MB	Method Blank
MB % Rec	% Recovery of Surrogate in Method Blank, if applicable
MDL	Method Detection Limit
ML	Minimum Level of Quantitation
MS	Matrix Spike
MSD	Matrix Spike Duplicate
N/A	Not Applicable
ND	Not detected at or above the indicated MDL or RL
NR	Data Not Reported due to matrix interference or insufficient sample amount.
PDS	Post Digestion Spike
PDSD	Post Digestion Spike Duplicate
PF	Prep Factor
RD	Relative Difference
RL	Reporting Limit (The RL is the lowest calibration standard in a multipoint calibration.)
RPD	Relative Percent Deviation
RRT	Relative Retention Time
SPK Val	Spike Value
SPKRef Val	Spike Reference Value
SPLP	Synthetic Precipitation Leachate Procedure
ST	Sorbent Tube
TCLP	Toxicity Characteristic Leachate Procedure
TEQ	Toxicity Equivalents
TZA	TimeZone Net Adjustment for sample collected outside of MAI's UTC.
WET (STLC)	Waste Extraction Test (Soluble Threshold Limit Concentration)



Glossary of Terms & Qualifier Definitions

Client: WSP USA Corp
Project: 31401588.001; Vallco
WorkOrder: 1901429 A

Analytical Qualifiers

B Analyte detected in the associated Method Blank and in the sample
J Result is less than the RL/ML but greater than the MDL. The reported concentration is an estimated value.



Detection Summary

Client: WSP USA Corp
Project: 31401588.001; Valco

WorkOrder: 1901429
Addon-Date: 01/30/2019

Client ID: SB-001-(0.5)

Lab ID: 1901429-001A

Analyte	Result	Qual	RL	DF	Unit	ExtType/ CleanUp	Method
Arsenic	5.1		0.50	1	mg/Kg		SW6020
Lead	38		0.50	1	mg/Kg		SW6020

Client ID: SB-001-(1)

Lab ID: 1901429-002A

Analyte	Result	Qual	RL	DF	Unit	ExtType/ CleanUp	Method
Arsenic	4.9		0.50	1	mg/Kg		SW6020
Lead	56		0.50	1	mg/Kg		SW6020

Client ID: SB-001-(2)

Lab ID: 1901429-003A

Analyte	Result	Qual	RL	DF	Unit	ExtType/ CleanUp	Method
Arsenic	4.4		0.50	1	mg/Kg		SW6020
Lead	6.2		0.50	1	mg/Kg		SW6020

Client ID: SB-001-(3)

Lab ID: 1901429-004A

Analyte	Result	Qual	RL	DF	Unit	ExtType/ CleanUp	Method
Arsenic	3.4		0.50	1	mg/Kg		SW6020
Lead	4.7		0.50	1	mg/Kg		SW6020

Client ID: SB-002-(0.5)

Lab ID: 1901429-005A

Analyte	Result	Qual	RL	DF	Unit	ExtType/ CleanUp	Method
Arsenic	4.2		0.50	1	mg/Kg		SW6020
Lead	16		0.50	1	mg/Kg		SW6020

Client ID: SB-002-(1)

Lab ID: 1901429-006A

Analyte	Result	Qual	RL	DF	Unit	ExtType/ CleanUp	Method
Arsenic	4.0		0.50	1	mg/Kg		SW6020
Lead	8.5		0.50	1	mg/Kg		SW6020

Client ID: SB-002-(2)

Lab ID: 1901429-007A

Analyte	Result	Qual	RL	DF	Unit	ExtType/ CleanUp	Method
Arsenic	4.2		0.50	1	mg/Kg		SW6020
Lead	9.6		0.50	1	mg/Kg		SW6020

Client ID: SB-002-(3)

Lab ID: 1901429-008A

Analyte	Result	Qual	RL	DF	Unit	ExtType/ CleanUp	Method
Arsenic	4.0		0.50	1	mg/Kg		SW6020
Lead	5.9		0.50	1	mg/Kg		SW6020



Detection Summary

Client: WSP USA Corp
Project: 31401588.001; Vallco

WorkOrder: 1901429
Addon-Date: 01/30/2019

Client ID: SB-003-(0.5)

Lab ID: 1901429-009A

Analyte	Result	Qual	RL	DF	Unit	ExtType/ CleanUp	Method
Arsenic	5.2		0.50	1	mg/Kg		SW6020
Lead	11		0.50	1	mg/Kg		SW6020

Client ID: SB-003-(1)

Lab ID: 1901429-010A

Analyte	Result	Qual	RL	DF	Unit	ExtType/ CleanUp	Method
Arsenic	2.8		0.50	1	mg/Kg		SW6020
Lead	4.5		0.50	1	mg/Kg		SW6020

Client ID: SB-003-(2)

Lab ID: 1901429-011A

Analyte	Result	Qual	RL	DF	Unit	ExtType/ CleanUp	Method
Arsenic	2.4		0.50	1	mg/Kg		SW6020
Lead	3.3		0.50	1	mg/Kg		SW6020

Client ID: SB-003-(3)

Lab ID: 1901429-012A

Analyte	Result	Qual	RL	DF	Unit	ExtType/ CleanUp	Method
Arsenic	3.4		0.50	1	mg/Kg		SW6020
Lead	5.8		0.50	1	mg/Kg		SW6020

Client ID: SB-004-(0.5)

Lab ID: 1901429-013A

Analyte	Result	Qual	RL	DF	Unit	ExtType/ CleanUp	Method
Arsenic	6.0		0.50	1	mg/Kg		SW6020
Lead	30		0.50	1	mg/Kg		SW6020

Client ID: SB-004-(1)

Lab ID: 1901429-014A

Analyte	Result	Qual	RL	DF	Unit	ExtType/ CleanUp	Method
Arsenic	4.1		0.50	1	mg/Kg		SW6020
Lead	14		0.50	1	mg/Kg		SW6020

Client ID: SB-004-(2)

Lab ID: 1901429-015A

Analyte	Result	Qual	RL	DF	Unit	ExtType/ CleanUp	Method
Arsenic	6.3		0.50	1	mg/Kg		SW6020
Lead	30	B	0.50	1	mg/Kg		SW6020

Client ID: SB-004-(3)

Lab ID: 1901429-016A

Analyte	Result	Qual	RL	DF	Unit	ExtType/ CleanUp	Method
Arsenic	4.0		0.50	1	mg/Kg		SW6020
Lead	17	B	0.50	1	mg/Kg		SW6020



Detection Summary

Client: WSP USA Corp
Project: 31401588.001; Vallco

WorkOrder: 1901429
Addon-Date: 01/30/2019

Client ID: SB-005-(0.5)

Lab ID: 1901429-017A

Analyte	Result	Qual	RL	DF	Unit	ExtType/ CleanUp	Method
Arsenic	4.9		0.50	1	mg/Kg		SW6020
Lead	21	B	0.50	1	mg/Kg		SW6020

Client ID: SB-005-(1)

Lab ID: 1901429-018A

Analyte	Result	Qual	RL	DF	Unit	ExtType/ CleanUp	Method
Arsenic	5.8		0.50	1	mg/Kg		SW6020
Lead	21	B	0.50	1	mg/Kg		SW6020

Client ID: SB-005-(2)

Lab ID: 1901429-019A

Analyte	Result	Qual	RL	DF	Unit	ExtType/ CleanUp	Method
Arsenic	4.9		0.50	1	mg/Kg		SW6020
Lead	6.5	B	0.50	1	mg/Kg		SW6020

Client ID: SB-005-(3)

Lab ID: 1901429-020A

Analyte	Result	Qual	RL	DF	Unit	ExtType/ CleanUp	Method
Arsenic	4.4		0.50	1	mg/Kg		SW6020
Lead	6.2	B	0.50	1	mg/Kg		SW6020

Client ID: SB-006-(0.5)

Lab ID: 1901429-021A

Analyte	Result	Qual	RL	DF	Unit	ExtType/ CleanUp	Method
Arsenic	5.6		0.50	1	mg/Kg		SW6020
Lead	6.7	B	0.50	1	mg/Kg		SW6020

Client ID: SB-006-(1)

Lab ID: 1901429-022A

Analyte	Result	Qual	RL	DF	Unit	ExtType/ CleanUp	Method
Arsenic	4.9		0.50	1	mg/Kg		SW6020
Lead	6.6	B	0.50	1	mg/Kg		SW6020

Client ID: SB-006-(2)

Lab ID: 1901429-023A

Analyte	Result	Qual	RL	DF	Unit	ExtType/ CleanUp	Method
Arsenic	4.7		0.50	1	mg/Kg		SW6020
Lead	5.5	B	0.50	1	mg/Kg		SW6020

Client ID: SB-006-(3)

Lab ID: 1901429-024A

Analyte	Result	Qual	RL	DF	Unit	ExtType/ CleanUp	Method
Arsenic	3.9		0.50	1	mg/Kg		SW6020
Lead	6.5	B	0.50	1	mg/Kg		SW6020



Detection Summary

Client: WSP USA Corp
Project: 31401588.001; Vallco

WorkOrder: 1901429
Addon-Date: 01/30/2019

Client ID: SB-007-(0.5)

Lab ID: 1901429-025A

Analyte	Result	Qual	RL	DF	Unit	ExtType/ CleanUp	Method
Arsenic	2.7		0.50	1	mg/Kg		SW6020
Lead	5.2	B	0.50	1	mg/Kg		SW6020

Client ID: SB-007-(1)

Lab ID: 1901429-026A

Analyte	Result	Qual	RL	DF	Unit	ExtType/ CleanUp	Method
Arsenic	4.5		0.50	1	mg/Kg		SW6020
Lead	7.7	B	0.50	1	mg/Kg		SW6020

Client ID: SB-007-(2)

Lab ID: 1901429-027A

Analyte	Result	Qual	RL	DF	Unit	ExtType/ CleanUp	Method
Arsenic	4.5		0.50	1	mg/Kg		SW6020
Lead	6.7	B	0.50	1	mg/Kg		SW6020

Client ID: SB-007-(3)

Lab ID: 1901429-028A

Analyte	Result	Qual	RL	DF	Unit	ExtType/ CleanUp	Method
Arsenic	4.9		0.50	1	mg/Kg		SW6020
Lead	5.9	B	0.50	1	mg/Kg		SW6020



Analytical Report

Client: WSP USA Corp
Date Received: 1/10/19 16:00
Date Prepared: 1/10/19
Project: 31401588.001; Vallco

WorkOrder: 1901429
Extraction Method: SW3050B
Analytical Method: SW6020
Unit: mg/Kg

Lead

Client ID	Lab ID	Matrix	Date Collected	Instrument	Batch ID
SB-001-(0.5)	1901429-001A	Soil	01/10/2019 08:20	ICP-MS1 126SMPL.D	171266

Analytes	Result	RL	DF	Date Analyzed
Arsenic	5.1	0.50	1	01/15/2019 02:21
Lead	38	0.50	1	01/15/2019 02:21

Surrogates	REC (%)	Limits	Date Analyzed
Terbium	98	70-130	01/15/2019 02:21

Analyst(s): DB

Client ID	Lab ID	Matrix	Date Collected	Instrument	Batch ID
SB-001-(1)	1901429-002A	Soil	01/10/2019 08:25	ICP-MS1 127SMPL.D	171266

Analytes	Result	RL	DF	Date Analyzed
Arsenic	4.9	0.50	1	01/15/2019 02:27
Lead	56	0.50	1	01/15/2019 02:27

Surrogates	REC (%)	Limits	Date Analyzed
Terbium	105	70-130	01/15/2019 02:27

Analyst(s): DB

Client ID	Lab ID	Matrix	Date Collected	Instrument	Batch ID
SB-001-(2)	1901429-003A	Soil	01/10/2019 08:30	ICP-MS1 128SMPL.D	171266

Analytes	Result	RL	DF	Date Analyzed
Arsenic	4.4	0.50	1	01/15/2019 02:34
Lead	6.2	0.50	1	01/15/2019 02:34

Surrogates	REC (%)	Limits	Date Analyzed
Terbium	101	70-130	01/15/2019 02:34

Analyst(s): DB

(Cont.)



Analytical Report

Client: WSP USA Corp
Date Received: 1/10/19 16:00
Date Prepared: 1/10/19
Project: 31401588.001; Vallco

WorkOrder: 1901429
Extraction Method: SW3050B
Analytical Method: SW6020
Unit: mg/Kg

Lead

Client ID	Lab ID	Matrix	Date Collected	Instrument	Batch ID
SB-001-(3)	1901429-004A	Soil	01/10/2019 08:35	ICP-MS1 129SMPL.D	171266

Analytes	Result	RL	DF	Date Analyzed
Arsenic	3.4	0.50	1	01/15/2019 02:40
Lead	4.7	0.50	1	01/15/2019 02:40

Surrogates	REC (%)	Limits
Terbium	103	70-130

Analyst(s): DB

Client ID	Lab ID	Matrix	Date Collected	Instrument	Batch ID
SB-002-(0.5)	1901429-005A	Soil	01/10/2019 08:45	ICP-MS1 130SMPL.D	171266

Analytes	Result	RL	DF	Date Analyzed
Arsenic	4.2	0.50	1	01/15/2019 02:46
Lead	16	0.50	1	01/15/2019 02:46

Surrogates	REC (%)	Limits
Terbium	100	70-130

Analyst(s): DB

Client ID	Lab ID	Matrix	Date Collected	Instrument	Batch ID
SB-002-(1)	1901429-006A	Soil	01/10/2019 08:50	ICP-MS1 131SMPL.D	171266

Analytes	Result	RL	DF	Date Analyzed
Arsenic	4.0	0.50	1	01/15/2019 02:52
Lead	8.5	0.50	1	01/15/2019 02:52

Surrogates	REC (%)	Limits
Terbium	103	70-130

Analyst(s): DB

(Cont.)



Analytical Report

Client: WSP USA Corp
Date Received: 1/10/19 16:00
Date Prepared: 1/10/19
Project: 31401588.001; Vallco

WorkOrder: 1901429
Extraction Method: SW3050B
Analytical Method: SW6020
Unit: mg/Kg

Lead

Client ID	Lab ID	Matrix	Date Collected	Instrument	Batch ID
SB-002-(2)	1901429-007A	Soil	01/10/2019 08:55	ICP-MS1 132SMPL.D	171266

Analytes	Result	RL	DF	Date Analyzed
Arsenic	4.2	0.50	1	01/15/2019 02:58
Lead	9.6	0.50	1	01/15/2019 02:58

Surrogates	REC (%)	Limits	Date Analyzed
Terbium	108	70-130	01/15/2019 02:58

Analyst(s): DB

Client ID	Lab ID	Matrix	Date Collected	Instrument	Batch ID
SB-002-(3)	1901429-008A	Soil	01/10/2019 09:00	ICP-MS1 133SMPL.D	171266

Analytes	Result	RL	DF	Date Analyzed
Arsenic	4.0	0.50	1	01/15/2019 03:04
Lead	5.9	0.50	1	01/15/2019 03:04

Surrogates	REC (%)	Limits	Date Analyzed
Terbium	106	70-130	01/15/2019 03:04

Analyst(s): DB

Client ID	Lab ID	Matrix	Date Collected	Instrument	Batch ID
SB-003-(0.5)	1901429-009A	Soil	01/10/2019 09:05	ICP-MS1 137SMPL.D	171266

Analytes	Result	RL	DF	Date Analyzed
Arsenic	5.2	0.50	1	01/15/2019 03:28
Lead	11	0.50	1	01/15/2019 03:28

Surrogates	REC (%)	Limits	Date Analyzed
Terbium	106	70-130	01/15/2019 03:28

Analyst(s): DB

(Cont.)



Analytical Report

Client: WSP USA Corp
Date Received: 1/10/19 16:00
Date Prepared: 1/10/19
Project: 31401588.001; Vallco

WorkOrder: 1901429
Extraction Method: SW3050B
Analytical Method: SW6020
Unit: mg/Kg

Lead

Client ID	Lab ID	Matrix	Date Collected	Instrument	Batch ID
SB-003-(1)	1901429-010A	Soil	01/10/2019 09:10	ICP-MS1 138SMPL.D	171266

Analytes	Result	RL	DF	Date Analyzed
Arsenic	2.8	0.50	1	01/15/2019 03:35
Lead	4.5	0.50	1	01/15/2019 03:35

Surrogates	REC (%)	Limits
Terbium	102	70-130

Analyst(s): DB

Client ID	Lab ID	Matrix	Date Collected	Instrument	Batch ID
SB-003-(2)	1901429-011A	Soil	01/10/2019 09:15	ICP-MS1 139SMPL.D	171266

Analytes	Result	RL	DF	Date Analyzed
Arsenic	2.4	0.50	1	01/15/2019 03:41
Lead	3.3	0.50	1	01/15/2019 03:41

Surrogates	REC (%)	Limits
Terbium	107	70-130

Analyst(s): DB

Client ID	Lab ID	Matrix	Date Collected	Instrument	Batch ID
SB-003-(3)	1901429-012A	Soil	01/10/2019 09:20	ICP-MS1 140SMPL.D	171266

Analytes	Result	RL	DF	Date Analyzed
Arsenic	3.4	0.50	1	01/15/2019 03:47
Lead	5.8	0.50	1	01/15/2019 03:47

Surrogates	REC (%)	Limits
Terbium	105	70-130

Analyst(s): DB

(Cont.)



Analytical Report

Client: WSP USA Corp
Date Received: 1/10/19 16:00
Date Prepared: 1/10/19
Project: 31401588.001; Vallco

WorkOrder: 1901429
Extraction Method: SW3050B
Analytical Method: SW6020
Unit: mg/Kg

Lead

Client ID	Lab ID	Matrix	Date Collected	Instrument	Batch ID
SB-004-(0.5)	1901429-013A	Soil	01/10/2019 09:40	ICP-MS1 141SMPL.D	171266

Analytes	Result	RL	DF	Date Analyzed
Arsenic	6.0	0.50	1	01/15/2019 03:53
Lead	30	0.50	1	01/15/2019 03:53

Surrogates	REC (%)	Limits	Date Analyzed
Terbium	96	70-130	01/15/2019 03:53

Analyst(s): DB

Client ID	Lab ID	Matrix	Date Collected	Instrument	Batch ID
SB-004-(1)	1901429-014A	Soil	01/10/2019 09:45	ICP-MS1 142SMPL.D	171266

Analytes	Result	RL	DF	Date Analyzed
Arsenic	4.1	0.50	1	01/15/2019 03:59
Lead	14	0.50	1	01/15/2019 03:59

Surrogates	REC (%)	Limits	Date Analyzed
Terbium	106	70-130	01/15/2019 03:59

Analyst(s): DB

Client ID	Lab ID	Matrix	Date Collected	Instrument	Batch ID
SB-004-(2)	1901429-015A	Soil	01/10/2019 09:50	ICP-MS3 039SMPL.D	171272

Analytes	Result	Qualifiers	RL	DF	Date Analyzed
Arsenic	6.3		0.50	1	01/14/2019 13:51
Lead	30	B	0.50	1	01/14/2019 13:51

Surrogates	REC (%)	Limits	Date Analyzed
Terbium	102	70-130	01/14/2019 13:51

Analyst(s): MIG

(Cont.)



Analytical Report

Client: WSP USA Corp
Date Received: 1/10/19 16:00
Date Prepared: 1/10/19
Project: 31401588.001; Vallco

WorkOrder: 1901429
Extraction Method: SW3050B
Analytical Method: SW6020
Unit: mg/Kg

Lead

Client ID	Lab ID	Matrix	Date Collected	Instrument	Batch ID
SB-004-(3)	1901429-016A	Soil	01/10/2019 09:55	ICP-MS1 143SMPL.D	171272

Analytes	Result	Qualifiers	RL	DF	Date Analyzed
Arsenic	4.0		0.50	1	01/15/2019 04:05
Lead	17	B	0.50	1	01/15/2019 04:05

Surrogates	REC (%)	Limits
Terbium	102	70-130

Analyst(s): DB

Client ID	Lab ID	Matrix	Date Collected	Instrument	Batch ID
SB-005-(0.5)	1901429-017A	Soil	01/10/2019 10:05	ICP-MS1 144SMPL.D	171272

Analytes	Result	Qualifiers	RL	DF	Date Analyzed
Arsenic	4.9		0.50	1	01/15/2019 04:11
Lead	21	B	0.50	1	01/15/2019 04:11

Surrogates	REC (%)	Limits
Terbium	103	70-130

Analyst(s): DB

Client ID	Lab ID	Matrix	Date Collected	Instrument	Batch ID
SB-005-(1)	1901429-018A	Soil	01/10/2019 10:10	ICP-MS3 175SMPL.D	171272

Analytes	Result	Qualifiers	RL	DF	Date Analyzed
Arsenic	5.8		0.50	1	01/15/2019 04:00
Lead	21	B	0.50	1	01/15/2019 04:00

Surrogates	REC (%)	Limits
Terbium	102	70-130

Analyst(s): JC

(Cont.)



Analytical Report

Client: WSP USA Corp
Date Received: 1/10/19 16:00
Date Prepared: 1/10/19
Project: 31401588.001; Vallco

WorkOrder: 1901429
Extraction Method: SW3050B
Analytical Method: SW6020
Unit: mg/Kg

Lead

Client ID	Lab ID	Matrix	Date Collected	Instrument	Batch ID
SB-005-(2)	1901429-019A	Soil	01/10/2019 10:15	ICP-MS1 145SMPL.D	171272

Analytes	Result	Qualifiers	RL	DF	Date Analyzed
Arsenic	4.9		0.50	1	01/15/2019 04:17
Lead	6.5	B	0.50	1	01/15/2019 04:17

Surrogates	REC (%)	Limits
Terbium	108	70-130

Analyst(s): DB

Client ID	Lab ID	Matrix	Date Collected	Instrument	Batch ID
SB-005-(3)	1901429-020A	Soil	01/10/2019 10:20	ICP-MS3 176SMPL.D	171272

Analytes	Result	Qualifiers	RL	DF	Date Analyzed
Arsenic	4.4		0.50	1	01/15/2019 04:06
Lead	6.2	B	0.50	1	01/15/2019 04:06

Surrogates	REC (%)	Limits
Terbium	96	70-130

Analyst(s): JC

Client ID	Lab ID	Matrix	Date Collected	Instrument	Batch ID
SB-006-(0.5)	1901429-021A	Soil	01/10/2019 10:25	ICP-MS1 146SMPL.D	171272

Analytes	Result	Qualifiers	RL	DF	Date Analyzed
Arsenic	5.6		0.50	1	01/15/2019 04:23
Lead	6.7	B	0.50	1	01/15/2019 04:23

Surrogates	REC (%)	Limits
Terbium	101	70-130

Analyst(s): DB

(Cont.)



Analytical Report

Client: WSP USA Corp
Date Received: 1/10/19 16:00
Date Prepared: 1/10/19
Project: 31401588.001; Vallco

WorkOrder: 1901429
Extraction Method: SW3050B
Analytical Method: SW6020
Unit: mg/Kg

Lead

Client ID	Lab ID	Matrix	Date Collected	Instrument	Batch ID
SB-006-(1)	1901429-022A	Soil	01/10/2019 10:30	ICP-MS1 150SMPL.D	171272

Analytes	Result	Qualifiers	RL	DF	Date Analyzed
Arsenic	4.9		0.50	1	01/15/2019 04:48
Lead	6.6	B	0.50	1	01/15/2019 04:48

Surrogates	REC (%)	Limits
Terbium	107	70-130

Analyst(s): DB

Client ID	Lab ID	Matrix	Date Collected	Instrument	Batch ID
SB-006-(2)	1901429-023A	Soil	01/10/2019 10:35	ICP-MS3 177SMPL.D	171272

Analytes	Result	Qualifiers	RL	DF	Date Analyzed
Arsenic	4.7		0.50	1	01/15/2019 04:12
Lead	5.5	B	0.50	1	01/15/2019 04:12

Surrogates	REC (%)	Limits
Terbium	97	70-130

Analyst(s): JC

Client ID	Lab ID	Matrix	Date Collected	Instrument	Batch ID
SB-006-(3)	1901429-024A	Soil	01/10/2019 10:40	ICP-MS1 120SMPL.D	171272

Analytes	Result	Qualifiers	RL	DF	Date Analyzed
Arsenic	3.9		0.50	1	01/15/2019 01:45
Lead	6.5	B	0.50	1	01/15/2019 01:45

Surrogates	REC (%)	Limits
Terbium	101	70-130

Analyst(s): DB

(Cont.)



Analytical Report

Client: WSP USA Corp
Date Received: 1/10/19 16:00
Date Prepared: 1/10/19
Project: 31401588.001; Vallco

WorkOrder: 1901429
Extraction Method: SW3050B
Analytical Method: SW6020
Unit: mg/Kg

Lead

Client ID	Lab ID	Matrix	Date Collected	Instrument	Batch ID
SB-007-(0.5)	1901429-025A	Soil	01/10/2019 10:45	ICP-MS3 178SMPL.D	171272

<u>Analytes</u>	<u>Result</u>	<u>Qualifiers</u>	<u>RL</u>	<u>DF</u>	<u>Date Analyzed</u>
Arsenic	2.7		0.50	1	01/15/2019 04:18
Lead	5.2	B	0.50	1	01/15/2019 04:18

<u>Surrogates</u>	<u>REC (%)</u>	<u>Limits</u>
Terbium	93	70-130

Analyst(s): JC

Client ID	Lab ID	Matrix	Date Collected	Instrument	Batch ID
SB-007-(1)	1901429-026A	Soil	01/10/2019 10:50	ICP-MS3 179SMPL.D	171272

<u>Analytes</u>	<u>Result</u>	<u>Qualifiers</u>	<u>RL</u>	<u>DF</u>	<u>Date Analyzed</u>
Arsenic	4.5		0.50	1	01/15/2019 04:24
Lead	7.7	B	0.50	1	01/15/2019 04:24

<u>Surrogates</u>	<u>REC (%)</u>	<u>Limits</u>
Terbium	107	70-130

Analyst(s): JC

Client ID	Lab ID	Matrix	Date Collected	Instrument	Batch ID
SB-007-(2)	1901429-027A	Soil	01/10/2019 10:55	ICP-MS3 180SMPL.D	171272

<u>Analytes</u>	<u>Result</u>	<u>Qualifiers</u>	<u>RL</u>	<u>DF</u>	<u>Date Analyzed</u>
Arsenic	4.5		0.50	1	01/15/2019 04:31
Lead	6.7	B	0.50	1	01/15/2019 04:31

<u>Surrogates</u>	<u>REC (%)</u>	<u>Limits</u>
Terbium	98	70-130

Analyst(s): JC

(Cont.)



Analytical Report

Client: WSP USA Corp
Date Received: 1/10/19 16:00
Date Prepared: 1/10/19
Project: 31401588.001; Vallco

WorkOrder: 1901429
Extraction Method: SW3050B
Analytical Method: SW6020
Unit: mg/Kg

Lead

Client ID	Lab ID	Matrix	Date Collected	Instrument	Batch ID
SB-007-(3)	1901429-028A	Soil	01/10/2019 11:00	ICP-MS3 184SMPL.D	171272

Analytes	Result	Qualifiers	RL	DF	Date Analyzed
Arsenic	4.9		0.50	1	01/15/2019 04:55
Lead	5.9	B	0.50	1	01/15/2019 04:55

Surrogates	REC (%)	Limits
Terbium	99	70-130

Analyst(s): JC



Quality Control Report

Client: WSP USA Corp
Date Prepared: 1/10/19
Date Analyzed: 1/14/19
Instrument: ICP-MS2
Matrix: Soil
Project: 31401588.001; Vallco

WorkOrder: 1901429
BatchID: 171266
Extraction Method: SW3050B
Analytical Method: SW6020
Unit: mg/Kg
Sample ID: MB/LCS/LCSD-171266

QC Summary Report for Metals

Analyte	MB Result	MDL	RL	SPK Val	MB SS %REC	MB SS Limits
Arsenic	ND	0.14	0.50	-	-	-
Lead	ND	0.094	0.50	-	-	-
Surrogate Recovery						
Terbium	530			500	107	70-130

Analyte	LCS Result	LCSD Result	SPK Val	LCS %REC	LCSD %REC	LCS/LCSD Limits	RPD	RPD Limit
Arsenic	51	51	50	101	103	75-125	1.28	20
Lead	51	51	50	102	102	75-125	0	20
Surrogate Recovery								
Terbium	530	530	500	105	105	70-130	0	20

(Cont.)



Quality Control Report

Client: WSP USA Corp
Date Prepared: 1/10/19
Date Analyzed: 1/14/19
Instrument: ICP-MS1, ICP-MS3
Matrix: Soil
Project: 31401588.001; Valco

WorkOrder: 1901429
BatchID: 171272
Extraction Method: SW3050B
Analytical Method: SW6020
Unit: mg/Kg
Sample ID: MB/LCS/LCSD-171272
 1901429-015AMS/MSD

QC Summary Report for Metals

Analyte	MB Result	MDL	RL	SPK Val	MB SS %REC	MB SS Limits
Arsenic	ND	0.14	0.50	-	-	-
Lead	0.19,J	0.094	0.50	-	-	-

Surrogate Recovery

Terbium	540			500	108	70-130
---------	-----	--	--	-----	-----	--------

Analyte	LCS Result	LCSD Result	SPK Val	LCS %REC	LCSD %REC	LCS/LCSD Limits	RPD	RPD Limit
Arsenic	52	49	50	103	98	75-125	5.41	20
Lead	52	49	50	104	97	75-125	6.19	20

Surrogate Recovery

Terbium	550	510	500	110	102	70-130	6.95	20
---------	-----	-----	-----	-----	-----	--------	------	----

Analyte	MS DF	MS Result	MSD Result	SPK Val	SPKRef Val	MS %REC	MSD %REC	MS/MSD Limits	RPD	RPD Limit
Arsenic	1	56	54	50	6.291	100	96	75-125	4.20	20
Lead	1	86	82	50	30.03	111	104	75-125	4.22	20

Surrogate Recovery

Terbium	1	540	510	500		109	103	70-130	5.92	20
---------	---	-----	-----	-----	--	-----	-----	--------	------	----

Analyte	DLT Result	DLTRef Val	%D	%D Limit
Arsenic	5.6	6.291	11.0	-
Lead	29	30.03	3.43	20

%D Control Limit applied to analytes with concentrations greater than 25 times the reporting limits.

1534 Willow Pass Rd
Pittsburg, CA 94565-1701
(925) 252-9262



CHAIN-OF-CUSTODY RECORD

WorkOrder: 1901429 **A** ClientCode: WSPE

WaterTrax WriteOn EDF

Excel EQUiS Email HardCopy ThirdParty J-flag
 Detection Summary Dry-Weight

Report to:

San Jose Main
WSP USA Corp
2025 Gateway Place, #348 (3rd Floor
Back of Building)
San Jose, CA 95110
(408) 878-0672 FAX:

Email: sanjosemain@wsp.com
cc/3rd Party:
PO:
Project: 31401588.001; Vallco

Bill to:

Env. Accounts Payable
WSP Parsons Brinckerhoff
13530 Dulles Technology Drive, Ste.300
Herndon, VA 20171
SEND HARDCOPY; USENVAccountsPa

Requested TAT: 5 days;

Date Received: 01/10/2019

Date Logged: 01/10/2019

Date Add-On: 01/30/2019

Lab ID	Client ID	Matrix	Collection Date	Hold	Requested Tests (See legend below)											
					1	2	3	4	5	6	7	8	9	10	11	12
1901429-001	SB-001-(0.5)	Soil	1/10/2019 08:20	<input type="checkbox"/>	A											
1901429-002	SB-001-(1)	Soil	1/10/2019 08:25	<input type="checkbox"/>	A											
1901429-003	SB-001-(2)	Soil	1/10/2019 08:30	<input type="checkbox"/>	A											
1901429-004	SB-001-(3)	Soil	1/10/2019 08:35	<input type="checkbox"/>	A											
1901429-005	SB-002-(0.5)	Soil	1/10/2019 08:45	<input type="checkbox"/>	A											
1901429-006	SB-002-(1)	Soil	1/10/2019 08:50	<input type="checkbox"/>	A											
1901429-007	SB-002-(2)	Soil	1/10/2019 08:55	<input type="checkbox"/>	A											
1901429-008	SB-002-(3)	Soil	1/10/2019 09:00	<input type="checkbox"/>	A											
1901429-009	SB-003-(0.5)	Soil	1/10/2019 09:05	<input type="checkbox"/>	A											
1901429-010	SB-003-(1)	Soil	1/10/2019 09:10	<input type="checkbox"/>	A											
1901429-011	SB-003-(2)	Soil	1/10/2019 09:15	<input type="checkbox"/>	A											
1901429-012	SB-003-(3)	Soil	1/10/2019 09:20	<input type="checkbox"/>	A											
1901429-013	SB-004-(0.5)	Soil	1/10/2019 09:40	<input type="checkbox"/>	A											
1901429-014	SB-004-(1)	Soil	1/10/2019 09:45	<input type="checkbox"/>	A											
1901429-015	SB-004-(2)	Soil	1/10/2019 09:50	<input type="checkbox"/>	A											

Test Legend:

1	PBMS_TTLC_S	2		3		4	
5		6		7		8	
9		10		11		12	

Project Manager: Christine Askari

Prepared by: Julia Danielsson

Add-On Prepared By: Maria Venegas

Comments: As added 1/30/19 STAT.

NOTE: Soil samples are discarded 60 days after results are reported unless other arrangements are made (Water samples are 30 days).
Hazardous samples will be returned to client or disposed of at client expense.

1534 Willow Pass Rd
Pittsburg, CA 94565-1701
(925) 252-9262



CHAIN-OF-CUSTODY RECORD

WorkOrder: 1901429 **A** ClientCode: WSPE

WaterTrax WriteOn EDF

Excel EQUIS Email HardCopy ThirdParty J-flag
 Detection Summary Dry-Weight

Report to:

San Jose Main
WSP USA Corp
2025 Gateway Place, #348 (3rd Floor
Back of Building)
San Jose, CA 95110
(408) 878-0672 FAX:

Email: sanjosemain@wsp.com
cc/3rd Party:
PO:
Project: 31401588.001; Vallco

Bill to:

Env. Accounts Payable
WSP Parsons Brinckerhoff
13530 Dulles Technology Drive, Ste.300
Herndon, VA 20171
SEND HARDCOPY; USENVAccountsPa

Requested TAT: 5 days;

Date Received: 01/10/2019

Date Logged: 01/10/2019

Date Add-On: 01/30/2019

Lab ID	Client ID	Matrix	Collection Date	Hold	Requested Tests (See legend below)											
					1	2	3	4	5	6	7	8	9	10	11	12
1901429-016	SB-004-(3)	Soil	1/10/2019 09:55	<input type="checkbox"/>	A											
1901429-017	SB-005-(0.5)	Soil	1/10/2019 10:05	<input type="checkbox"/>	A											
1901429-018	SB-005-(1)	Soil	1/10/2019 10:10	<input type="checkbox"/>	A											
1901429-019	SB-005-(2)	Soil	1/10/2019 10:15	<input type="checkbox"/>	A											
1901429-020	SB-005-(3)	Soil	1/10/2019 10:20	<input type="checkbox"/>	A											
1901429-021	SB-006-(0.5)	Soil	1/10/2019 10:25	<input type="checkbox"/>	A											
1901429-022	SB-006-(1)	Soil	1/10/2019 10:30	<input type="checkbox"/>	A											
1901429-023	SB-006-(2)	Soil	1/10/2019 10:35	<input type="checkbox"/>	A											
1901429-024	SB-006-(3)	Soil	1/10/2019 10:40	<input type="checkbox"/>	A											
1901429-025	SB-007-(0.5)	Soil	1/10/2019 10:45	<input type="checkbox"/>	A											
1901429-026	SB-007-(1)	Soil	1/10/2019 10:50	<input type="checkbox"/>	A											
1901429-027	SB-007-(2)	Soil	1/10/2019 10:55	<input type="checkbox"/>	A											
1901429-028	SB-007-(3)	Soil	1/10/2019 11:00	<input type="checkbox"/>	A											

Test Legend:

1	PBMS_TTLC_S	2		3		4	
5		6		7		8	
9		10		11		12	

Project Manager: Christine Askari

Prepared by: Julia Danielsson

Add-On Prepared By: Maria Venegas

Comments: As added 1/30/19 STAT.

NOTE: Soil samples are discarded 60 days after results are reported unless other arrangements are made (Water samples are 30 days).
Hazardous samples will be returned to client or disposed of at client expense.



WORK ORDER SUMMARY

Client Name: WSP USA CORP
Client Contact: San Jose Main
Contact's Email sanjosemain@wsp.com

Project: 31401588.001; Vallico
Comments: As added 1/30/19 STAT.

Work Order: 1901429
QC Level:
Date Logged: 1/10/2019
Date Add-On: 1/30/2019

Lab ID	Client ID	Matrix	Test Name	Containers /Composites	Bottle & Preservative	Collection Date & Time	TAT	Sediment Content	Hold	SubOut
1901429-001A	SB-001-(0.5)	Soil	SW6020 (Lead) <Arsenic, Lead>	1	8OZ GJ, Unpres	1/10/2019 8:20	5 days		<input type="checkbox"/>	
1901429-002A	SB-001-(1)	Soil	SW6020 (Lead) <Arsenic, Lead>	1	8OZ GJ, Unpres	1/10/2019 8:25	5 days		<input type="checkbox"/>	
1901429-003A	SB-001-(2)	Soil	SW6020 (Lead) <Arsenic, Lead>	1	8OZ GJ, Unpres	1/10/2019 8:30	5 days		<input type="checkbox"/>	
1901429-004A	SB-001-(3)	Soil	SW6020 (Lead) <Arsenic, Lead>	1	8OZ GJ, Unpres	1/10/2019 8:35	5 days		<input type="checkbox"/>	
1901429-005A	SB-002-(0.5)	Soil	SW6020 (Lead) <Arsenic, Lead>	1	8OZ GJ, Unpres	1/10/2019 8:45	5 days		<input type="checkbox"/>	
1901429-006A	SB-002-(1)	Soil	SW6020 (Lead) <Arsenic, Lead>	1	8OZ GJ, Unpres	1/10/2019 8:50	5 days		<input type="checkbox"/>	
1901429-007A	SB-002-(2)	Soil	SW6020 (Lead) <Arsenic, Lead>	1	8OZ GJ, Unpres	1/10/2019 8:55	5 days		<input type="checkbox"/>	
1901429-008A	SB-002-(3)	Soil	SW6020 (Lead) <Arsenic, Lead>	1	8OZ GJ, Unpres	1/10/2019 9:00	5 days		<input type="checkbox"/>	
1901429-009A	SB-003-(0.5)	Soil	SW6020 (Lead) <Arsenic, Lead>	1	8OZ GJ, Unpres	1/10/2019 9:05	5 days		<input type="checkbox"/>	
1901429-010A	SB-003-(1)	Soil	SW6020 (Lead) <Arsenic, Lead>	1	8OZ GJ, Unpres	1/10/2019 9:10	5 days		<input type="checkbox"/>	
1901429-011A	SB-003-(2)	Soil	SW6020 (Lead) <Arsenic, Lead>	1	8OZ GJ, Unpres	1/10/2019 9:15	5 days		<input type="checkbox"/>	
1901429-012A	SB-003-(3)	Soil	SW6020 (Lead) <Arsenic, Lead>	1	8OZ GJ, Unpres	1/10/2019 9:20	5 days		<input type="checkbox"/>	
1901429-013A	SB-004-(0.5)	Soil	SW6020 (Lead) <Arsenic, Lead>	1	8OZ GJ, Unpres	1/10/2019 9:40	5 days		<input type="checkbox"/>	
1901429-014A	SB-004-(1)	Soil	SW6020 (Lead) <Arsenic, Lead>	1	8OZ GJ, Unpres	1/10/2019 9:45	5 days		<input type="checkbox"/>	
1901429-015A	SB-004-(2)	Soil	SW6020 (Lead) <Arsenic, Lead>	1	8OZ GJ, Unpres	1/10/2019 9:50	5 days		<input type="checkbox"/>	
1901429-016A	SB-004-(3)	Soil	SW6020 (Lead) <Arsenic, Lead>	1	8OZ GJ, Unpres	1/10/2019 9:55	5 days		<input type="checkbox"/>	
1901429-017A	SB-005-(0.5)	Soil	SW6020 (Lead) <Arsenic, Lead>	1	8OZ GJ, Unpres	1/10/2019 10:05	5 days		<input type="checkbox"/>	

NOTES: - STLC and TCLP extractions require 2 days to complete; therefore, all TATs begin after the extraction is completed (i.e., One-day TAT yields results in 3 days from sample submission).

- MAI assumes that all material present in the provided sampling container is considered part of the sample - MAI does not exclude any material from the sample prior to sample preparation unless requested in writing by the client.



WORK ORDER SUMMARY

Client Name: WSP USA CORP
Client Contact: San Jose Main
Contact's Email sanjosemain@wsp.com

Project: 31401588.001; Vallco
Comments: As added 1/30/19 STAT.

Work Order: 1901429
QC Level:
Date Logged: 1/10/2019
Date Add-On: 1/30/2019

Lab ID	Client ID	Matrix	Test Name	Containers /Composites	Bottle & Preservative	Collection Date & Time	TAT	Sediment Content	Hold	SubOut
1901429-018A	SB-005-(1)	Soil	SW6020 (Lead) <Arsenic, Lead>	1	8OZ GJ, Unpres	1/10/2019 10:10	5 days		<input type="checkbox"/>	
1901429-019A	SB-005-(2)	Soil	SW6020 (Lead) <Arsenic, Lead>	1	8OZ GJ, Unpres	1/10/2019 10:15	5 days		<input type="checkbox"/>	
1901429-020A	SB-005-(3)	Soil	SW6020 (Lead) <Arsenic, Lead>	1	8OZ GJ, Unpres	1/10/2019 10:20	5 days		<input type="checkbox"/>	
1901429-021A	SB-006-(0.5)	Soil	SW6020 (Lead) <Arsenic, Lead>	1	8OZ GJ, Unpres	1/10/2019 10:25	5 days		<input type="checkbox"/>	
1901429-022A	SB-006-(1)	Soil	SW6020 (Lead) <Arsenic, Lead>	1	8OZ GJ, Unpres	1/10/2019 10:30	5 days		<input type="checkbox"/>	
1901429-023A	SB-006-(2)	Soil	SW6020 (Lead) <Arsenic, Lead>	1	8OZ GJ, Unpres	1/10/2019 10:35	5 days		<input type="checkbox"/>	
1901429-024A	SB-006-(3)	Soil	SW6020 (Lead) <Arsenic, Lead>	1	8OZ GJ, Unpres	1/10/2019 10:40	5 days		<input type="checkbox"/>	
1901429-025A	SB-007-(0.5)	Soil	SW6020 (Lead) <Arsenic, Lead>	1	8OZ GJ, Unpres	1/10/2019 10:45	5 days		<input type="checkbox"/>	
1901429-026A	SB-007-(1)	Soil	SW6020 (Lead) <Arsenic, Lead>	1	8OZ GJ, Unpres	1/10/2019 10:50	5 days		<input type="checkbox"/>	
1901429-027A	SB-007-(2)	Soil	SW6020 (Lead) <Arsenic, Lead>	1	8OZ GJ, Unpres	1/10/2019 10:55	5 days		<input type="checkbox"/>	
1901429-028A	SB-007-(3)	Soil	SW6020 (Lead) <Arsenic, Lead>	1	8OZ GJ, Unpres	1/10/2019 11:00	5 days		<input type="checkbox"/>	

NOTES: - STLC and TCLP extractions require 2 days to complete; therefore, all TATs begin after the extraction is completed (i.e., One-day TAT yields results in 3 days from sample submission).

- MAI assumes that all material present in the provided sampling container is considered part of the sample - MAI does not exclude any material from the sample prior to sample preparation unless requested in writing by the client.

WSP Parsons Brinckerhoff Office Address 2025 Gateway Place, San Jose, CA		Requested Analyses & Preservatives		No. 005443	
Project Name Vallco	WSP Parsons Brinckerhoff Contact Name Kevin Hodgson San Jose main		Number of Containers Pesticides (808(A)) Lead (60108) Arsenic	Laboratory Name & Location McCampbell Analytical	
Project Location Cupertino, CA	WSP Parsons Brinckerhoff Contact E-mail sanjosemain @wspgroup.com			Laboratory Project Manager Added 1/30/19 STAT	
Project Number & Task	WSP Parsons Brinckerhoff Contact Phone 408-836-9901 408-453-6100			Requested Turn-Around-Time <input checked="" type="checkbox"/> Standard <input type="checkbox"/> 24 HR <input type="checkbox"/> 48 HR <input type="checkbox"/> 72 HR <input type="checkbox"/> ___ HR	
Sampler(s) Name(s) Kevin Hodgson Bailey Sam	Sampler(s) Signature(s) 			Sample Comments	

Sample Identification	Matrix	Collection Start*		Collection Stop*		Number of Containers	Requested Analyses & Preservatives		
		Date	Time	Date	Time		Pesticides (808(A))	Lead (60108)	Arsenic
SB-001-(0.5)	S	1/10/19	0820	-	-	1	X	X	X
SB-001-(1)	S		0825	-	-	1	X	X	X
SB-001-(2)	S		0830	-	-	1	X	X	X
SB-001-(3)	S		0855	-	-	1	X	X	X
SB-002-(0.5)	S		0845	-	-	1	X	X	X
SB-002-(1)	S		0850	-	-	1	X	X	X
SB-002-(2)	S		0855	-	-	1	X	X	X
SB-002-(3)	S		0900	-	-	1	X	X	X
SB-003-(0.5)	S		0905	-	-	1	X	X	X
SB-003-(1)	S		0910	-	-	1	X	X	X
SB-003-(2)	S		0915	-	-	1	X	X	X
SB-003-(3)	S		0920	-	-	1	X	X	X
SB-004-(0.5)	S		0940	-	-	1	X	X	X
SB-004-(1)	S		0945	-	-	1	X	X	X
SB-004-(2)	S		0950	-	-	1	X	X	X

Relinquished By (Signature) 	Date 1/10/19	Time 1212	Received By (Signature) 	Date 1/10/19	Time 1212	Shipment Method	Tracking Number(s)
Relinquished By (Signature) 	Date 1/10/19	Time 1600	Received By (Signature) 	Date 1/10/19	Time 1600	Number of Packages	Custody Seal Number(s)

*Use stop time/date for composite and/or air samples; use only start time/date for all other samples. Matrix: AQ = Aqueous, S = Soil, SE = Sediment, A = Air, W = Wipe, B = Bulk, O = Other (detail in comments)

B.I. WET

CHAIN-OF-CUSTODY RECORD

1901429

WSP Parsons Brinckerhoff Office Address 2025 Gateway Place, San Jose, CA				Requested Analyses & Preservatives				No. 005455		WSP PARSONS BRINCKERHOFF		
Project Name Valico		WSP Parsons Brinckerhoff Contact Name San Jose main				Number of Containers Pesticides (8081A) LEAD (6010B) Arsenic		Laboratory Name & Location McCampbell Analytical				
Project Location Cupertino, CA		WSP Parsons Brinckerhoff Contact E-mail sanjosemain@wspgroup.com						Laboratory Project Manager				
Project Number & Task		WSP Parsons Brinckerhoff Contact Phone 408-453-6100						Requested Turn-Around-Time <input checked="" type="checkbox"/> Standard <input type="checkbox"/> 24 HR <input type="checkbox"/> 48 HR <input type="checkbox"/> 72 HR <input type="checkbox"/> ___ HR				
Sampler(s) Name(s) Kevin Hodyson Bailey Sam		Sampler(s) Signature(s) 						Sample Comments				
Sample Identification	Matrix	Collection Start*		Collection Stop*								
		Date	Time	Date	Time							
SB-004-(3)	S	1/10/19	0955	-	-	1	X	X	X			
SB-005-(0.5)	S		1005	-	-	1	X	X	X			
SB-005-(1)	S		1010	-	-	1	X	X	X			
SB-005-(2)	S		1015	-	-	1	X	X	X			
SB-005-(3)	S		1020	-	-	1	X	X	X			
SB-006-(0.5)	S		1025	-	-	1	X	X	X			
SB-006-(1)	S		1030	-	-	1	X	X	X			
SB-006-(2)	S		1035	-	-	1	X	X	X			
SB-006-(3)	S		1040	-	-	1	X	X	X			
SB-007-(0.5)	S		1045	-	-	1	X	X	X			
SB-007-(1)	S		1050	-	-	1	X	X	X			
SB-007-(2)	S		1055	-	-	1	X	X	X			
SB-007-(3)	S		1100	-	-	1	X	X	X			
Relinquished By (Signature) 		Date	Time	Received By (Signature) 		Date	Time	Shipment Method		Tracking Number(s)		
Relinquished By (Signature) 		Date	Time	Received By (Signature) 		Date	Time	Number of Packages		Custody Seal Number(s)		

*Use stop time/date for composite and/or air samples; use only start time/date for all other samples. Matrix: AQ = Aqueous, S = Soil, SE = Sediment, A = Air, W = Wipe, B = Bulk, O = Other (detail in comments)

APPENDIX

F GPR SURVEY REPORT





WSP USA
2025 Gateway Place
Suite 348
San Jose, CA 95110

Tel.: +1 408 453-6100
Fax: +1 408 453-0496
wsp.com

VIA ELECTRONIC MAIL

February 11, 2019

Vallco Property Owner, LLC
965 Page Mill Road
Palo Alto, CA 94304
Attn: Reed Moulds

Subject: GPR Suvey, Former Sears Automotive Center, Former Vallco Mall, 10123 North Wolfe Road, Cupertino, California 95014

Dear Mr. Reeds,

On January 28, 2019 at approximately 8 a.m., WSP's Rick Freudenberger met with Nicholas Butler of California Utility Locators at the referenced location for the conduct of a Ground Penetrating Radar (GPR) survey of several areas within the former Sears Automotive Center. These areas included:

- 1 An area in the southeastern portion of the Sears location that formerly contained four underground storage tanks (USTs).
- 2 An area west of the central portion of the Sears building that formerly contained two USTS containing oil and where it has been alleged a third UST may still remain.

The areas were initially scanned with a Fisher TW-6 M-Scope (magnetic detector) that detected some metal piping on the west side of the Sears building. There was no indication of the existence of USTs in either area.

Mr. Butler than scanned both areas with MALA Easy Locator GPR equipment. The presence of concrete re-bar was noted in the concrete apron area west of the Sears building. There was no indication of the existence of USTs in either area.

The report of California Utility Locators is attached.

Sincerely,

Rick Freudenberger
Executive Vice President

ENCLOSURES

Enclosure 1 – California Utility Locators Report



ENCLOSURE 1 – CALIFORNIA UTILITY LOCATORS REPORT

Job Invoice

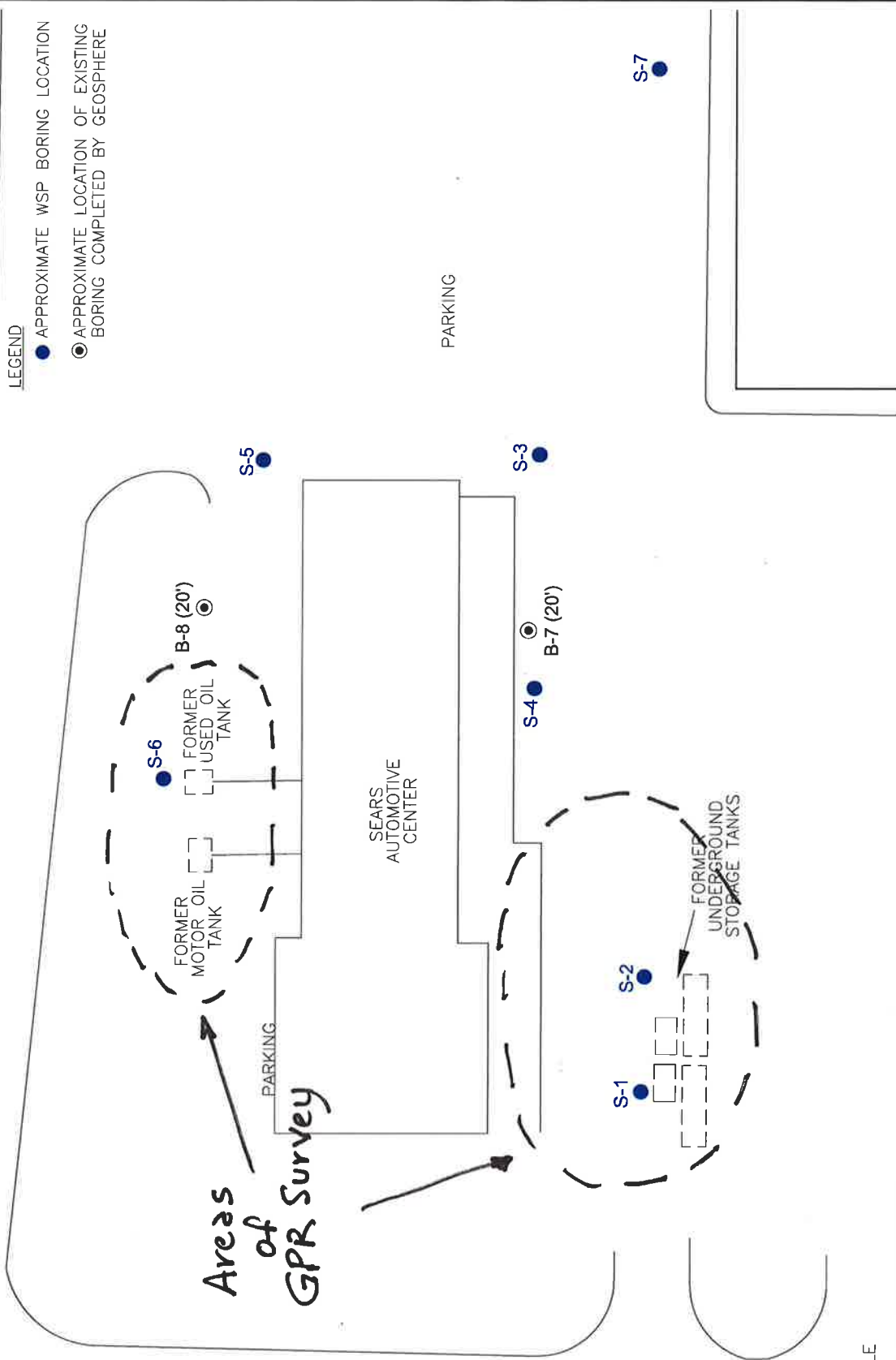
SOLD TO		DATE ORDERED	ORDER TAKEN BY
Sand Hill Property Company		1-23-2019	am
965 Page Mill Rd.		PHONE NO.	CUSTOMER ORDER #
Palo Alto, CA 94304			496
Rick Freudenberger-408-878-0657		JOB LOCATION	STARTING DATE
		Wolfe & Stevens Creek Blvd San Jose	1-28-2019
		JOB PHONE	TERMS
			8:00-10:00

QTY.	MATERIAL	UNIT	AMOUNT	DESCRIPTION OF WORK
	- Scanned areas indicated on map provided by client for suspected UST's in area			Scan for UST's w/GPR
	- Metal Sweep performed with Fisher TW-6 M-Scope and marked results with white paint. Marked out metal pipes found in area. No indication of UST's in areas scanned.			
	- GPR Scan performed with MALA Easy Locator GPR. No indication of UST's in areas scanned.			
	- Results gone over onsite.			
				MISCELLANEOUS CHARGES
				TOTAL MISCELLANEOUS
		LABOR	HRS.	RATE
		AMOUNT		
		Locating w/GPR	2	165 ⁰⁰
				330 00
Tech on site: Nicholas Buller-831-226-9052				
TOTAL MATERIALS		TOTAL LABOR		330 00

WORK ORDERED	TOTAL LABOR	330 00
DATE ORDERED	TOTAL MATERIALS	
DATE COMPLETED	TOTAL MISCELLANEOUS	
CUSTOMER APPROVAL SIGNATURE _____	SUBTOTAL	
AUTHORIZED SIGNATURE <i>Ni Buller</i>	TAX	
	GRAND TOTAL	330 00

LEGEND

- APPROXIMATE WSP BORING LOCATION
- ⊙ APPROXIMATE LOCATION OF EXISTING BORING COMPLETED BY GEOSPHERE



NOT TO SCALE

THE ORIGINAL VERSION OF THIS DRAWING IS IN COLOR. BLACK AND WHITE COPIES MAY NOT ACCURATELY DEPICT CERTAIN INFORMATION.

wsp
 WSP USA Inc.
 2025 GATEWAY PLACE
 SUITE 348
 SAN JOSE, CA 95110
 TEL: +1 408.453.6100

Figure 2

APPROXIMATE BORING LOCATION -
 SEARS AUTOMOTIVE CENTER

VALLCO FASHION MALL
 10123 NORTH WOLFE ROAD
 CUPERTINO, CALIFORNIA
 PREPARED FOR
 SAND HILL PROPERTY COMPANY
 PALO ALTO, CALIFORNIA

Drawn By: LS 12/3/2018
 Checked:
 Approved:
 DWG Name: 314MN1588-002

DRAFT

A

APPENDIX

G

ENTHALPY

ANALYTICAL REPORT- PIPE SAMPLES





ENTHALPY

ANALYTICAL



Enthalpy Analytical

2323 Fifth Street, Berkeley, CA 94710, Phone (510) 486-0900

Laboratory Job Number 308481
ANALYTICAL REPORT

WSP
2025 Gateway Place
San Jose, CA 95110

Project : 31401588.001
Location : Vallco Sears
Level : II

<u>Sample ID</u>	<u>Lab ID</u>
PIPE-EAST	308481-001
PIPE-CAP	308481-002

This data package has been reviewed for technical correctness and completeness. Release of this data has been authorized by the Laboratory Manager or the Manager's designee, as verified by the following signature which applies to this PDF file as well as any associated electronic data deliverable files. The results contained in this report meet all requirements of NELAP and pertain only to those samples which were submitted for analysis. This report may be reproduced only in its entirety.

Signature: _____

Patrick McCarthy
Project Manager
patrick.mccarthy@enthalpy.com
(510) 204-2236 ext 13115

Date: 04/04/2019

CA ELAP# 2896, NELAP# 4044-001

CASE NARRATIVE

Laboratory number: 308481
Client: WSP
Project: 31401588.001
Location: Vallco Sears
Request Date: 03/27/19
Samples Received: 03/27/19

This data package contains sample and QC results for two soil samples, requested for the above referenced project on 03/27/19. The samples were received cold and intact.

TPH-Extractables by GC (EPA 8015B):

PIPE-CAP (lab # 308481-002) was diluted due to the dark and viscous nature of the sample extract. No other analytical problems were encountered.

308481

CHAIN-OF-CUSTODY RECORD

WSP USA Office Address 2025 Gateway Pl. #348 San Jose, CA 95110		Requested Analyses & Preservatives TPH-mu (8015)		No. 12113	WSP		
Project Name Vallico - Sears		WSP USA Contact Name Elena Robertson		Laboratory Name & Location Enthalpy			
Project Location Cupertino, CA		WSP USA Contact E-mail elena.robertson@wsp.com		Laboratory Project Manager Patrick			
Project Number & Task 31401588.001		WSP USA Contact Phone 408-878-0668		Requested Turn-Around-Time <input checked="" type="checkbox"/> Standard <input type="checkbox"/> 24 HR <input type="checkbox"/> 48 HR <input type="checkbox"/> 72 HR <input type="checkbox"/> HR			
Sampler(s) Name(s) Elena Robertson		Sampler(s) Signature(s) 		Sample Comments -Include J-Flags			
Sample Identification	Matrix	Collection Start*		Collection Stop*		Number of Containers	
		Date	Time	Date	Time		
1 Pipe - East	S	3/26/19	1045			1	
2 Pipe - Cap	S	3/26/19	1045			1	
Relinquished By (Signature)	Date	Time	Received By (Signature)	Date	Time	Shipment Method	Tracking Number(s)
	3-27-19	1:57		3-27-19	1:57		
Relinquished By (Signature)	Date	Time	Received By (Signature)	Date	Time	Number of Packages	Custody Seal Number(s)
				3-27-19	18:46		
							3/27/19 18:50

*Use stop time/date for composite and/or air samples; use only start time/date for all other samples. Matrix: AQ = Aqueous, S = Soil, SE = Sediment, A = Air, W = Wipe, B = Bulk, O = Other (detail in comments)

SAMPLE RECEIPT CHECKLIST



Section 1: Login # 308481
 Date Received: 3-27-19

Client: Vallejo-Sears
 Project: _____

Section 2: Samples received in a cooler? Yes, how many? _____ No (skip Section 3 below)

If no cooler Sample Temp (°C): _____ using IR Gun # A, or B

Samples received on ice directly from the field. Cooling process had begun

If in cooler: Date Opened 3-27-19 By (print) af (sign) af

Shipping info (if applicable) _____

Are custody seals present? No, or Yes. If yes, where? on cooler, on samples, on package

Date: _____ How many _____ Signature, Initials, None

Were custody seals intact upon arrival? Yes No N/A

Section 3:

Important: Notify PM if temperature exceeds 6°C or arrive frozen.

Packing in cooler: (if other, describe) _____

Bubble Wrap, Foam blocks, Bags, None, Cloth material, Cardboard, Styrofoam, Paper towels

Samples received on ice directly from the field. Cooling process had begun

Type of ice used: Wet, Blue/Gel, None Temperature blank(s) included? Yes, No

Temperature measured using Thermometer ID: _____, or IR Gun # A B

Cooler Temp (°C): #1: 3.9, #2: _____, #3: _____, #4: _____, #5: _____, #6: _____, #7: _____

Section 4:

	YES	NO	N/A
Were custody papers dry, filled out properly, and the project identifiable	/		
Were Method 5035 sampling containers present?		/	
If YES, what time were they transferred to freezer?			
Did all bottles arrive unbroken/unopened?	/		
Are there any missing / extra samples?		/	
Are samples in the appropriate containers for indicated tests?	/		
Are sample labels present, in good condition and complete?	/		
Does the container count match the COC?	/		
Do the sample labels agree with custody papers?	/		
Was sufficient amount of sample sent for tests requested?			
Did you change the hold time in LIMS for unpreserved VOAs?			/
Did you change the hold time in LIMS for preserved terracores?			/
Are bubbles > 6mm absent in VOA samples?			/
Was the client contacted concerning this sample delivery?		/	
If YES, who was called? _____ By _____ Date: _____			

Section 5:

	YES	NO	N/A
Are the samples appropriately preserved? (if N/A, skip the rest of section 5)			/
Did you check preservatives for all bottles for each sample?			
Did you document your preservative check?			
pH strip lot# _____, pH strip lot# _____, pH strip lot# _____			
Preservative added:			
<input type="checkbox"/> H2SO4 lot# _____ added to samples _____ on/at _____			
<input type="checkbox"/> HCL lot# _____ added to samples _____ on/at _____			
<input type="checkbox"/> HNO3 lot# _____ added to samples _____ on/at _____			
<input type="checkbox"/> NaOH lot# _____ added to samples _____ on/at _____			

Section 6:

Explanations/Comments: _____

Date Logged in 3/27/19 By (print) AR (sign) [Signature]
 Date Labeled 3/28/19 By (print) RV (sign) [Signature]

Detections Summary for 308481

Results for any subcontracted analyses are not included in this summary.

Client : WSP
 Project : 31401588.001
 Location : Vallco Sears

Client Sample ID : PIPE-EAST Laboratory Sample ID : 308481-001

No Detections

Client Sample ID : PIPE-CAP Laboratory Sample ID : 308481-002

Analyte	Result	Flags	RL	MDL	Units	Basis	IDF	Method	Prep Method
Motor Oil C24-C36	74		25	7.5	mg/Kg	As Recd	5.000	EPA 8015B	EPA 3550C

Total Extractable Hydrocarbons			
Lab #:	308481	Location:	Vallco Sears
Client:	WSP	Prep:	EPA 3550C
Project#:	31401588.001	Analysis:	EPA 8015B
Matrix:	Soil	Sampled:	03/27/19
Units:	mg/Kg	Received:	03/27/19
Basis:	as received	Prepared:	04/02/19
Batch#:	269155	Analyzed:	04/03/19

Field ID: PIPE-EAST Lab ID: 308481-001
 Type: SAMPLE Diln Fac: 1.000

Analyte	Result	RL	MDL
Motor Oil C24-C36	ND	5.0	1.5

Surrogate	%REC	Limits
o-Terphenyl	117	61-130

Field ID: PIPE-CAP Lab ID: 308481-002
 Type: SAMPLE Diln Fac: 5.000

Analyte	Result	RL	MDL
Motor Oil C24-C36	74	25	7.5

Surrogate	%REC	Limits
o-Terphenyl	DO	61-130

Type: BLANK Diln Fac: 1.000
 Lab ID: QC970423

Analyte	Result	RL	MDL
Motor Oil C24-C36	ND	5.0	1.5

Surrogate	%REC	Limits
o-Terphenyl	116	61-130

DO= Diluted Out
 ND= Not Detected at or above MDL
 RL= Reporting Limit
 MDL= Method Detection Limit

Batch QC Report

Total Extractable Hydrocarbons			
Lab #:	308481	Location:	Vallco Sears
Client:	WSP	Prep:	EPA 3550C
Project#:	31401588.001	Analysis:	EPA 8015B
Type:	LCS	Diln Fac:	1.000
Lab ID:	QC970424	Batch#:	269155
Matrix:	Soil	Prepared:	04/02/19
Units:	mg/Kg	Analyzed:	04/03/19

Analyte	Spiked	Result	%REC	Limits
Diesel C10-C24	50.00	52.32	105	55-133

Surrogate	%REC	Limits
o-Terphenyl	123	61-130

Batch QC Report

Total Extractable Hydrocarbons			
Lab #:	308481	Location:	Vallco Sears
Client:	WSP	Prep:	EPA 3550C
Project#:	31401588.001	Analysis:	EPA 8015B
Field ID:	ZZZZZZZZZZ	Batch#:	269155
MSS Lab ID:	308596-004	Sampled:	04/01/19
Matrix:	Soil	Received:	04/01/19
Units:	mg/Kg	Prepared:	04/02/19
Basis:	as received	Analyzed:	04/03/19
Diln Fac:	1.000		

Type: MS Lab ID: QC970425

Analyte	MSS Result	Spiked	Result	%REC	Limits
Diesel C10-C24	2.641	49.96	50.86	97	56-125

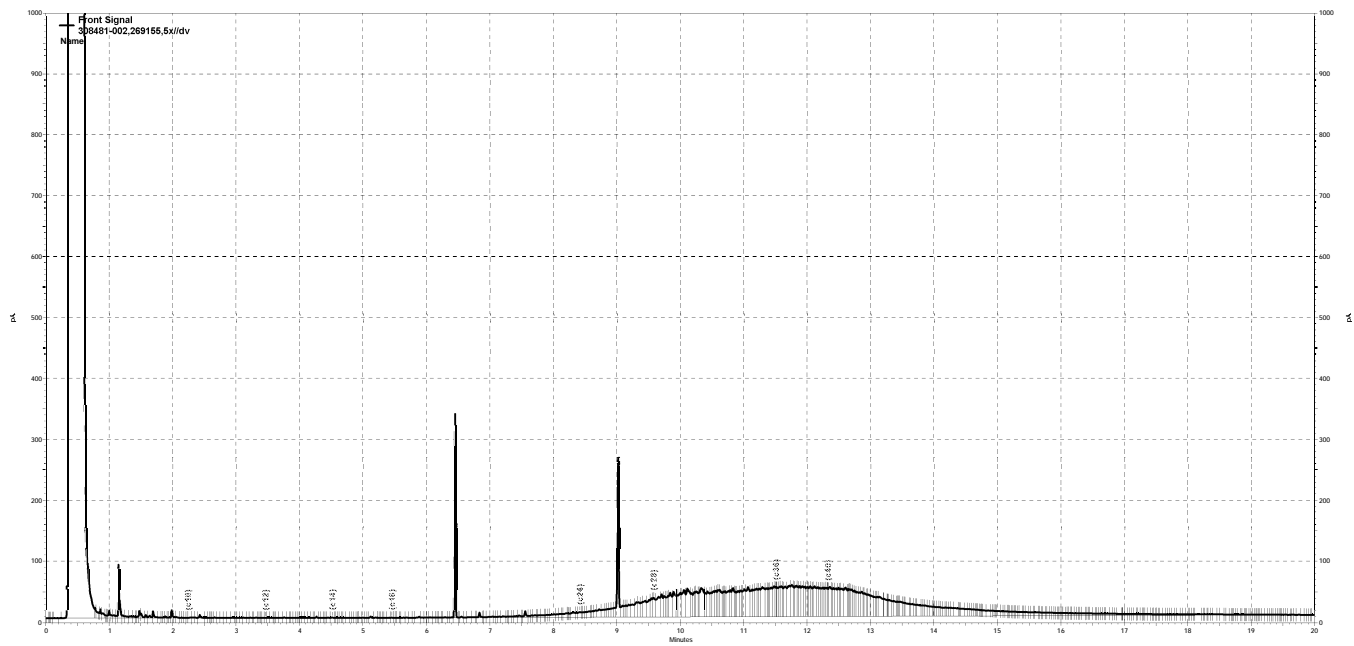
Surrogate	%REC	Limits
o-Terphenyl	113	61-130

Type: MSD Lab ID: QC970426

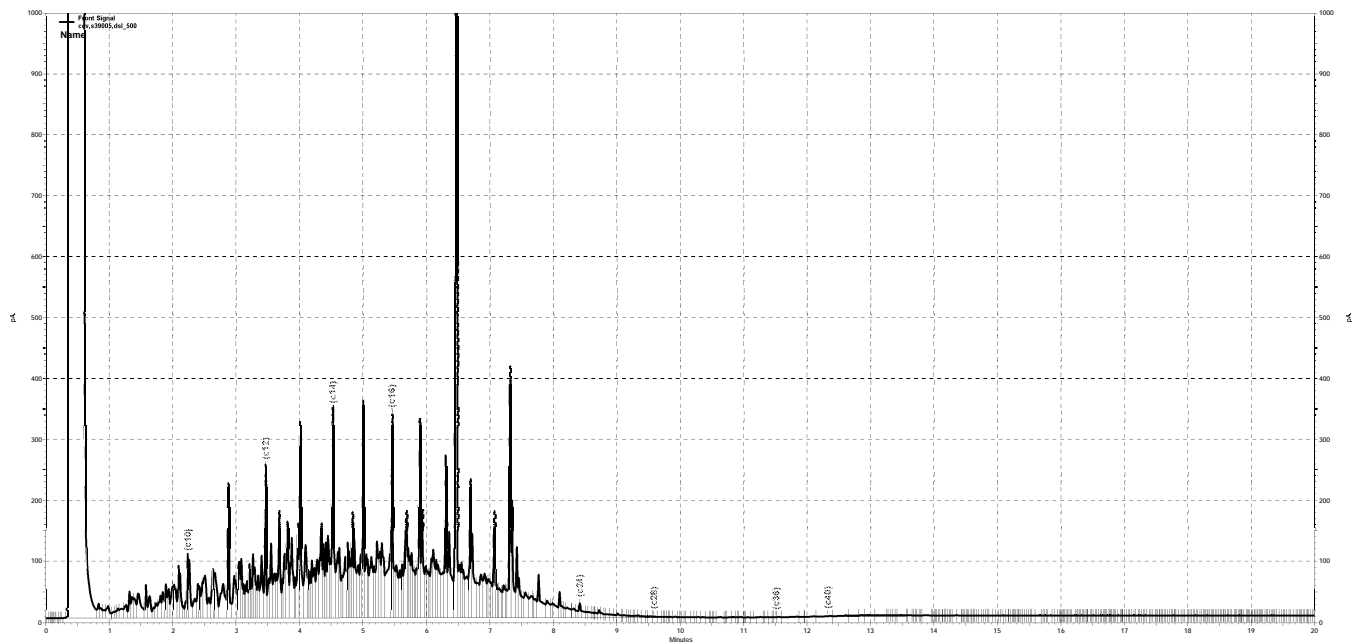
Analyte	Spiked	Result	%REC	Limits	RPD	Lim
Diesel C10-C24	49.68	50.01	95	56-125	1	33

Surrogate	%REC	Limits
o-Terphenyl	110	61-130

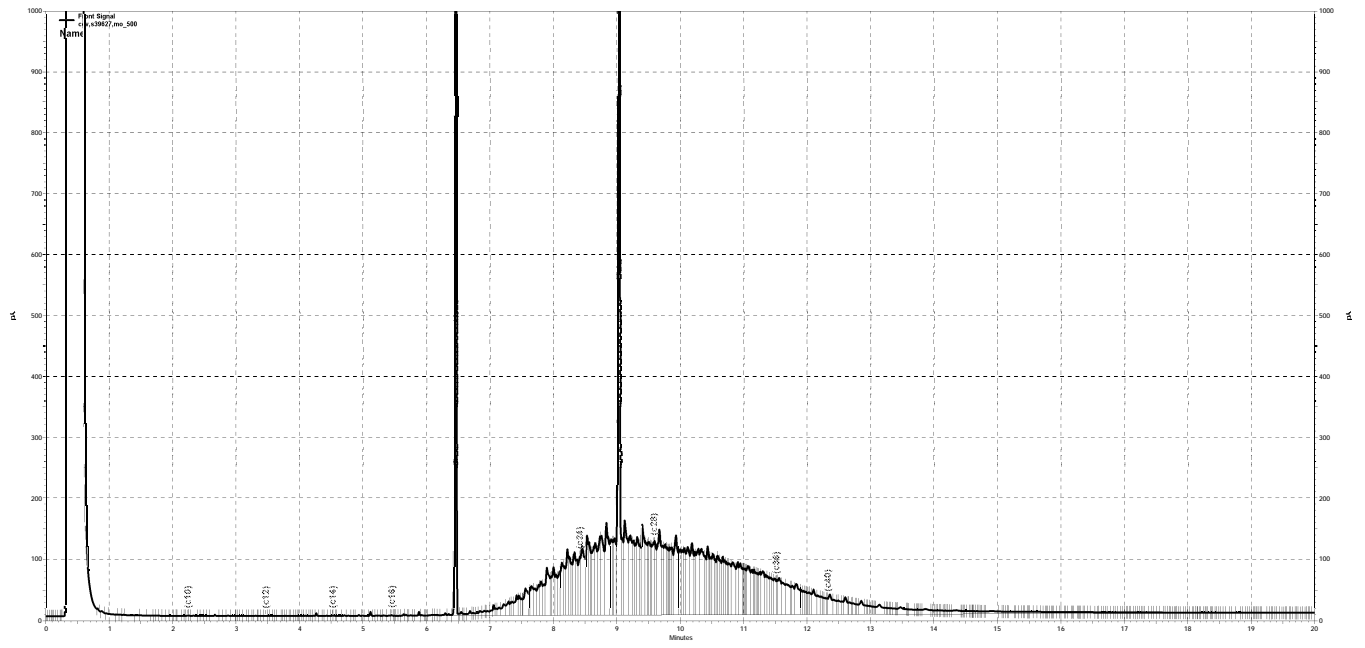
RPD= Relative Percent Difference



— G:\ezchrom\Projects\GC27\Data\2019\093a014.dat, Front Signal



— G:\ezchrom\Projects\GC27\Data\2019\093a003.dat, Front Signal



— G:\ezchrom\Projects\GC27\Data\2019\093a004.dat, Front Signal

APPENDIX

H SEARS AUTOMOTIVE CENTER CLOSURE PLAN





**FIRE DEPARTMENT
SANTA CLARA COUNTY**



14700 Winchester Blvd., Los Gatos, CA 95032-1818
(408) 378-4010 • (408) 378-9342 (fax) • www.sccfd.org

Location	10123 N. Wolfe Rd	Cupertino
Name of Business	VALLCO FASHION MALL - SEARS	

THE BUSINESS LISTED ABOVE, HAVING APPLIED PURSUANT TO THE PROVISIONS OF **Cupertino Municipal Code, Chapter 9.12** IS AUTHORIZED TO COMMENCE WITH THE FOLLOWING PROJECT:

Facility Closure **AG HazMat Closure**

SUBJECT TO COMPLIANCE WITH APPLICABLE CODES AND ORDINANCES AND THE FOLLOWING CONDITIONS:

ANY VIOLATION OF THESE PROVISIONS MAY BE GROUNDS FOR REVOCATION OF PERMIT

NOTICE
This permit does not take the place of any license required by law and is not transferable. Any change in the use, or occupancy of premises shall require a new permit.

PERMIT	19 1122	POST ON PREMISES	Fire Prevention Division PEREZ, LORENZO	Initials <i>L.P.</i>
--------	---------	------------------	--	-------------------------

Form #91

Mailing Address
WSP USA
 2025 Gateway Place Suite 348
 San Jose, CA 95110
 Attention Richard Freudenberger

PERMIT ISSUED: 4/11/19
 PERMIT EXPIRES: 10/11/19
 FEE PAID: \$90.00
 DATE PAID: 3/28/19

FIRE PREVENTION COPY CUT OFF ABOVE AND PLACE IN ADDRESS FILE

Location	10123 WOLFE RD	Cupertino	ISSUED: <u>11 April 2019</u>
Name of Business	VALLCO FASHION MALL -	Type of Activity AG HazMat Closure	EXPIRES: <u>11 October 2019</u>
PERMIT	19 1122	Issued By PEREZ, LORENZO	FEE: <u>\$90.00</u>
			PAID: <u>28 March 2019</u>

Conditions



FIRE DEPARTMENT SANTA CLARA COUNTY



14700 Winchester Blvd., Los Gatos, CA 95032-1818
(408) 378-4010 • (408) 378-9342 (fax) • www.sccfd.org

PLAN REVIEW No. **19 1122**

BLDG PERMIT No. _____

PLAN REVIEW COMMENTS

This closure shall comply with the following:

1. 2016 California Fire Code (CFC), as adopted by the City of Cupertino,
2. Chapter 9.12 of the Cupertino Municipal Code (CMC)

The scope of this plan review includes the following:

- Former Sears Automotive Center Facility Closure-Please notify this office **immediately** if the above description is incorrect so that necessary changes to the plan review may be incorporated.

Inspections:

Comment #1: Visual inspections of the areas to verify that the facility and environment are free of hazardous materials as a result of previous use is required. Please call to schedule inspections to witness conditions and possible sampling of the elevator, piping, and hydraulic lifts including their respective areas. I must observe the sampling of the lead, oil-water separator, acid chamber, and tank potholing. Call 408-341-4443 to set times for facility appointments. [CFC 106.2]

Post Closure Report:

Comment #2: The post closure report containing the final disposition of hazardous materials and analytical results from sampling at Vallco Shopping Mall is required. [CFC 5001.6.3]

APPROVED subject to conditions noted above. Please call to arrange for an inspection at least 48 hours in advance. Applicant is also required to maintain copy of permit application and approval with conditions on site. [CFC 105.3.5]

The applicant and applicant's agents shall carry out the proposed activity in compliance with all laws and regulations applicable thereto, whether specified or not, and in complete accordance with approved plans and specifications. [CFC 105.3.6 and 105.4.4]

This approval shall not be construed to be an approval of a violation of the provisions of the California Fire Code or of other laws or regulations of the jurisdiction. Any inspections presuming to give authority to violate or waive provisions of such laws or regulations shall not be

City	PLANS	SPECS	NEW	RMDL	AS	OCCUPANCY	CONST. TYPE	ApplicantName	DATE	PAGE
CUP	<input type="checkbox"/>	<input type="checkbox"/>	<input type="checkbox"/>	<input type="checkbox"/>	<input type="checkbox"/>			Richard Freudenberger	04-11-2019	1 OF 1
SEC/FLOOR	AREA	LOAD	PROJECT DESCRIPTION				PROJECT TYPE OR SYSTEM			
			AG HazMat Closure				Facility Closure			
NAME OF PROJECT						LOCATION				
VALLCO FASHION MALL - SEARS						10123 N. Wolfe Rd Cupertino				
TABULAR FIRE FLOW						REDUCTION FOR FIRE SPRINKLERS	REQUIRED FIRE FLOW @ 20 PSI	BY		
						<input type="text"/>		Perez, Lorenzo		

Organized as the Santa Clara County Central Fire Protection District

Serving Santa Clara County and the communities of Campbell, Cupertino, Los Altos, Los Altos Hills, Los Gatos, Monte Sereno, and Saratoga