Community Development Department
Planning Division – APPROVED
Case # DP-2018-02 ASA-2022-005
Approval Body: Director, Staff
Approval Date 06/03/22
Signature Jim Throop
Case Manager

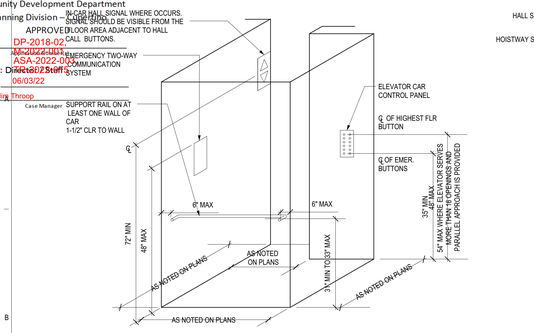

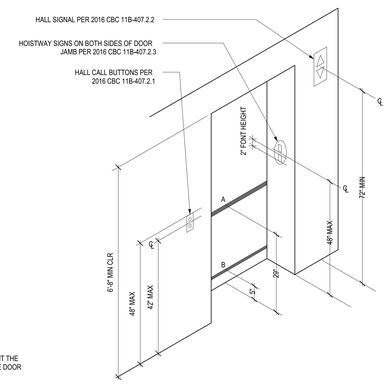

NOTE: THE AUTOMATIC DOOR-OPENING DEVICE IS ACTIVATED IF AN OBJECT OR PERSON PASSES THROUGH LINES A OR B. LINES A AND B REPRESENT THE VERTICAL LOCATION OF THE DOOR-OPENING DEVICE NOT REQUIRING CONTACT TO BE ACTIVATED, ALTHOUGH CONTACT IS PERMITTED BEFORE THE DOOR REVERSES. DOOR REOPENING DEVICES SHOULD REMAIN ACTIVE FOR 20 SECONDS MINIMUM.

ELEVATOR CONTROLS & ACCESSORIES MOUNTING HEIGHTS 11
N.T.S.

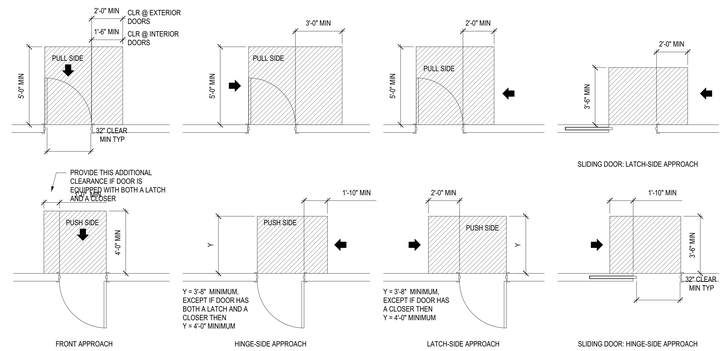

NOTE: ALL DOORS IN ALCOVES SHALL COMPLY WITH THE CLEARANCES FOR FRONT APPROACHES

TYP ACCESSIBLE PATH OF TRAVEL/DOOR CLEARANCES 6
N.T.S.

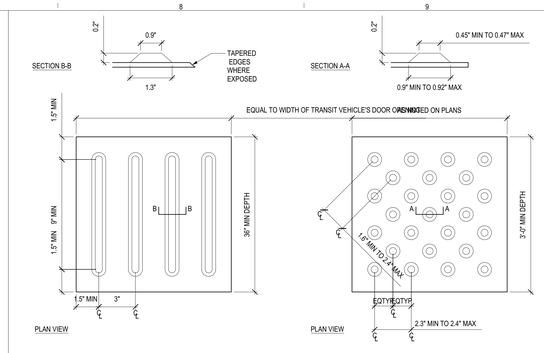

DETECTABLE DIRETIONAL TEXTURE PER 2016 CBC FIGURE 11B-705.2

TRUNCATED DOMES PER 2016 CBC FIGURE 11B-705.1

NOTE: ONLY APPROVED DSA-AC DETECTABLE WARNING PRODUCTS AND DIRECTIONAL SURFACES SHALL BE INSTALLED AS PROVIDED IN THE CALIFORNIA CODE OF REGULATIONS, TITLE 24, PART 1, CHAPTER 5, ARTICLES 2, 3 AND 4.

DETECTABLE WARNINGS 3
N.T.S.

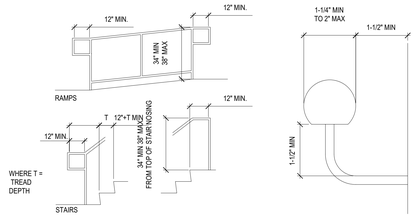

A - HANDRAIL EXTENSIONS

B - HANDRAIL SECTION
ACCESS-RELATED DIMENSIONS

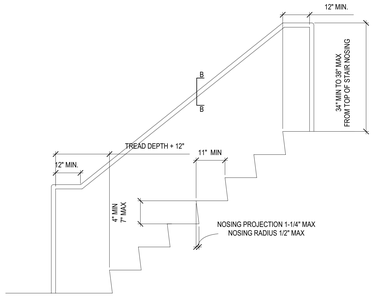

C - STAIRWAY SECTION

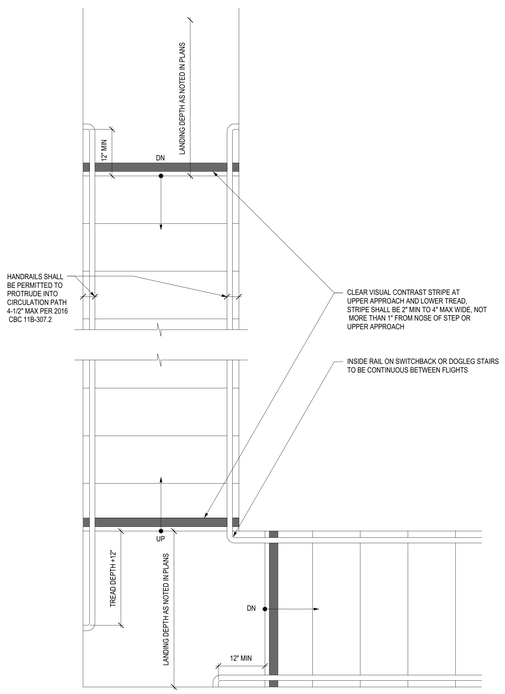

NOTE:
1) FOR EXTERIOR STAIRS, UPPER APPROACH AND ALL TREADS AND APPROACH SHALL BE MARKED BY A STRIPE PROVIDING CLEAR VISUAL CONTRAST PER 2016 CBC 11B-504.4.1.
2) AT TOP AND BOTTOM OF RAMPS AND STAIRS, HANDRAIL EXTENSIONS SHALL RETURN TO A WALL, GUARD, OR THE LANDING SURFACE, OR SHALL BE CONTINUOUS TO THE HANDRAIL OF AN ADJACENT RAMP RUN OR STAIR FLIGHT. HANDRAIL GRIPPING SURFACES SHALL EXTEND BEYOND AND IN THE SAME DIRECTION OF RAMP RUNS AND STAIR FLIGHTS PER 2016 CBC 11B-505.10.

ACCESSIBLE INTERIOR STAIR & HANDRAIL DETAILS 12
N.T.S.

NOTE: TYPE OF LOCK OR LATCH. IN GROUP B OCCUPANCIES, KEY-LOCKING HARDWARE MAY BE USED ON THE MAIN EXIT WHEN THE MAIN EXIT CONSISTS OF A SINGLE DOOR OR PAIR OF DOORS IF THERE IS A READILY VISIBLE, DURABLE SIGN ON OR ADJACENT TO THE DOOR STATING: [THIS DOOR TO REMAIN UNLOCKED DURING BUSINESS HOURS]. THE SIGN SHALL BE IN LETTERS NOT LESS THAN 1 INCH HIGH ON A CONTRASTING BACKGROUND. WHEN UNLOCKED, THE DOOR MUST BE FREE TO SWING WITHOUT OPERATION OF ANY LATCHING DEVICE.

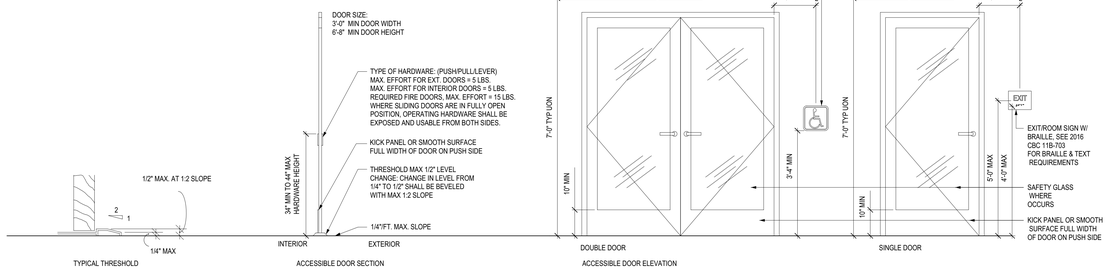

ACCESSIBLE EXIT DOOR & SIGNAGE MOUNTING HEIGHTS 5
N.T.S.

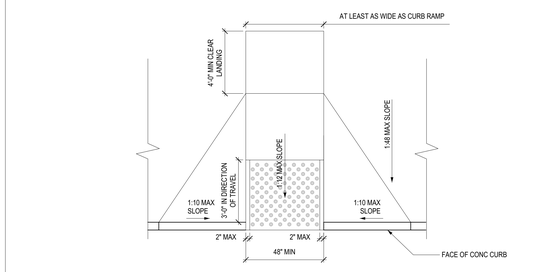

PERPENDICULAR CURB RAMP

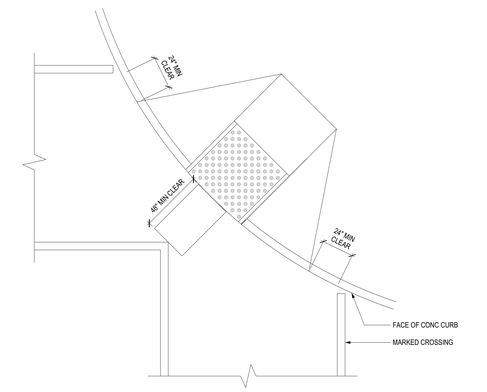

DIAGONAL CURB RAMP

ACCESSIBLE CURB RAMPS 2
N.T.S.

MOUNTING HEIGHT:
80" MIN. AFF WHEN POST MOUNTED WITHIN AN ACCESSIBLE ROUTE
60" MIN. AFF WHEN POST MOUNTED OR WALL MOUNTED

NOTE: EACH SIGN SHALL BE 0.125" ALUMINUM SHEET W/ BLUE BACKGROUND & WHITE REFLECTIVE SYMBOL & TEXT. ALL SIGNAGE TO MEET CALIFORNIA STANDARDS. FONT TO COMPLY FOR ALL CHARACTERS ALLOWED BY REGULATION PER 2016 CBC 11B-703.5. CHARACTERS SHALL NOT BE ITALIC, OBLIQUE, SCRIPT, HIGHLY DECORATIVE OR OTHER UNUSUAL FORMS.

ACCESSIBLE ROUTE DIRECTIONAL SIGN 10
N.T.S.

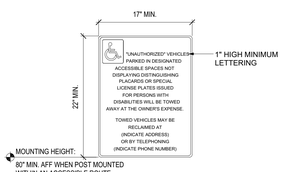

MOUNTING HEIGHT:
80" MIN. AFF WHEN POST MOUNTED WITHIN AN ACCESSIBLE ROUTE
60" MIN. AFF WHEN POST MOUNTED OR WALL MOUNTED

NOTE: ADDRESS AND PHONE NUMBER SHALL BE FILLED IN W/ APPROPRIATE INFORMATION AS A PERMANENT PART OF THE SIGN PER 2016 CBC 11B-502.8.

ADDITIONAL ACCESSIBLE PARKING SIGN 8
N.T.S.

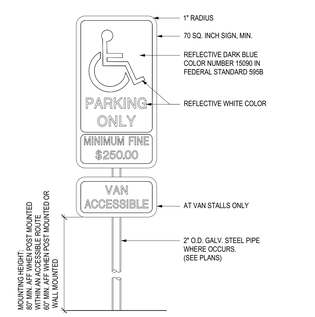

ACCESSIBLE PARKING SIGN 4
N.T.S.

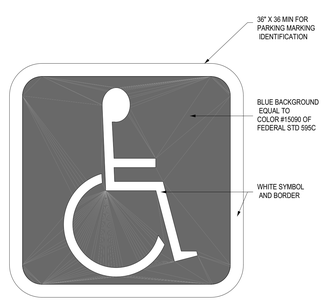

NOTE: SIGN TO COMPLY WITH 2016 CBC FIGURE 11B-703.7.2.1. ACCESSIBLE BUILDING SIGNAGE CAN BE MOUNTED AT ANY HEIGHT AS LONG AS IT IS READILY VISIBLE WHEN APPROACHING THE BUILDING ENTRANCE.

INTERNATIONAL SIGN OF ACCESSIBILITY SYMBOL 9
N.T.S.

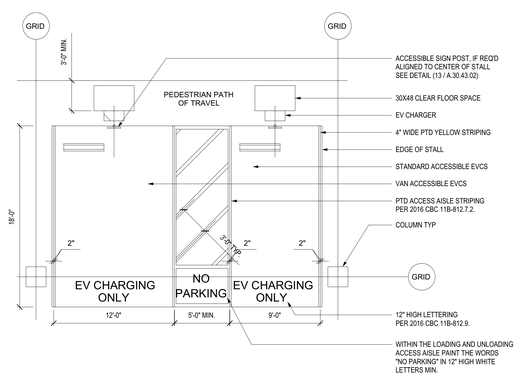

ACCESSIBLE PARKING STALL (EV) 7
N.T.S.

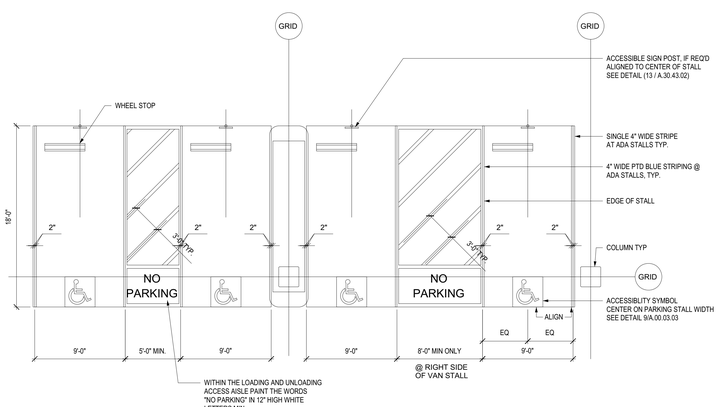

ACCESSIBLE PARKING STALL 1
N.T.S.

THE RISE

OWNER - VALLCO PROPERTY OWNER LLC
2600 EL CAMINO REAL, SUITE 410, PALO ALTO, CA 94306
T. 650-344-1500

ARCHITECTURE - RAFAEL VINOLY ARCHITECTS
375 PEARL STREET, 31ST FLOOR, NEW YORK, NY 10038
T. 212-624-5060

ARCHITECTURE - RAFAEL VINOLY ARCHITECTS
10123 N. WOLFE ROAD, CUPERTINO, CA 95014
T. 408-627-7090

LANDSCAPE ARCHITECTURE - OLIN PARTNERSHIP LTD.
1617 JOHN F. KENNEDY BLVD. SUITE 1900, PHILIDELPHIA, PA 19103
T. 214-440-0030

CIVIL - SANDIS CIVIL ENGINEERS SURVEYORS PLANNERS, INC.
1700 S. WINCHESTER BLVD. SUITE 200, CAMPBELL, CA 95008
T. 408-636-0900

TRAFFIC – KIMLEY-HORN AND ASSOCIATES, INC.
100 W. SAN FERNANDO STREET, SUITE 250, SAN JOSE, CA 95113
T.669-800-4130

LIGHTING DESIGN - ONE LUX STUDIO
158 WEST 29TH STREET, 10TH FLOOR, NEW YORK, NY 10001
T. 212-201-5790

SIGNAGE & WAYFINDING - EXIT DESIGN
725 N. 4TH STREET, PHILADELPHIA, PA 19123
T.215-561-1950

PARKING ENGINEERING - WATRY DESIGN, INC.
2099 GATEWAY PLACE, SUITE 550, SAN JOSE, CA 95110
T.408-392-7900

FOOD SERVICE, WASTE MANAGEMENT & LOGISTICS - CINI-LITTLE
156 2ND STREET, SAN FRANCISCO, CA 94105
T.415-922-5900

LICENSED ARCHITECT CHANG-LI LIN C-32927 Ren. 7.31.23 STATE OF CALIFORNIA

NOT FOR CONSTRUCTION

STAMP / SIGNATURE

DISCLAIMER
THE ARCHITECT / ENGINEER SHALL HAVE NO RESPONSIBILITY FOR ANY LIABILITY, LOSS, COST, DAMAGE OR EXPENSE ARISING FROM OR RELATING TO ANY USE OF THIS DOCUMENT FOR ANY PURPOSE OTHER THAN ITS INTENDED PURPOSE ON THIS PROJECT. THIS DOCUMENT IS TO BE CONSIDERED IN CONJUNCTION WITH ALL RELATED DOCUMENTATION. ANY DISCREPANCIES IDENTIFIED IN THIS DOCUMENT MUST BE REPORTED IMMEDIATELY TO THE ARCHITECT BEFORE PROCEEDING. CONTRACTORS MUST VERIFY ALL DIMENSIONS PRIOR TO PROCEEDING WITH ANY WORK. ONLY FIGURED DIMENSIONS ARE TO BE USED FOR VERIFICATION.

SB-35 MODIFICATION APPLICATION

REV	DESCRIPTION	DATE
REV-0	SB-35 DEVELOPMENT APPLICATION	03/27/2018
REV-1	SB-35 APPLICATION - CONFORM SET	09/15/2018
REV-2	SB-35 MODIFICATION APPLICATION	03/23/2022

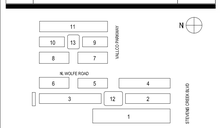

KEY PLAN AND NORTH ARROW

ARCHITECTS PROJECT NUMBER 708.012

IF THIS DRAWING IS NOT 36"x48" IT IS A REDUCED PRINT; REFER TO GRAPHIC SCALE

0

SCALE: AS NOTED

ACCESSIBILITY DIAGRAMS 1

SHEET TITLE:

P-0104

SHEET NUMBER:

© 2022 RAFAEL VINOLY ARCHITECTS PC