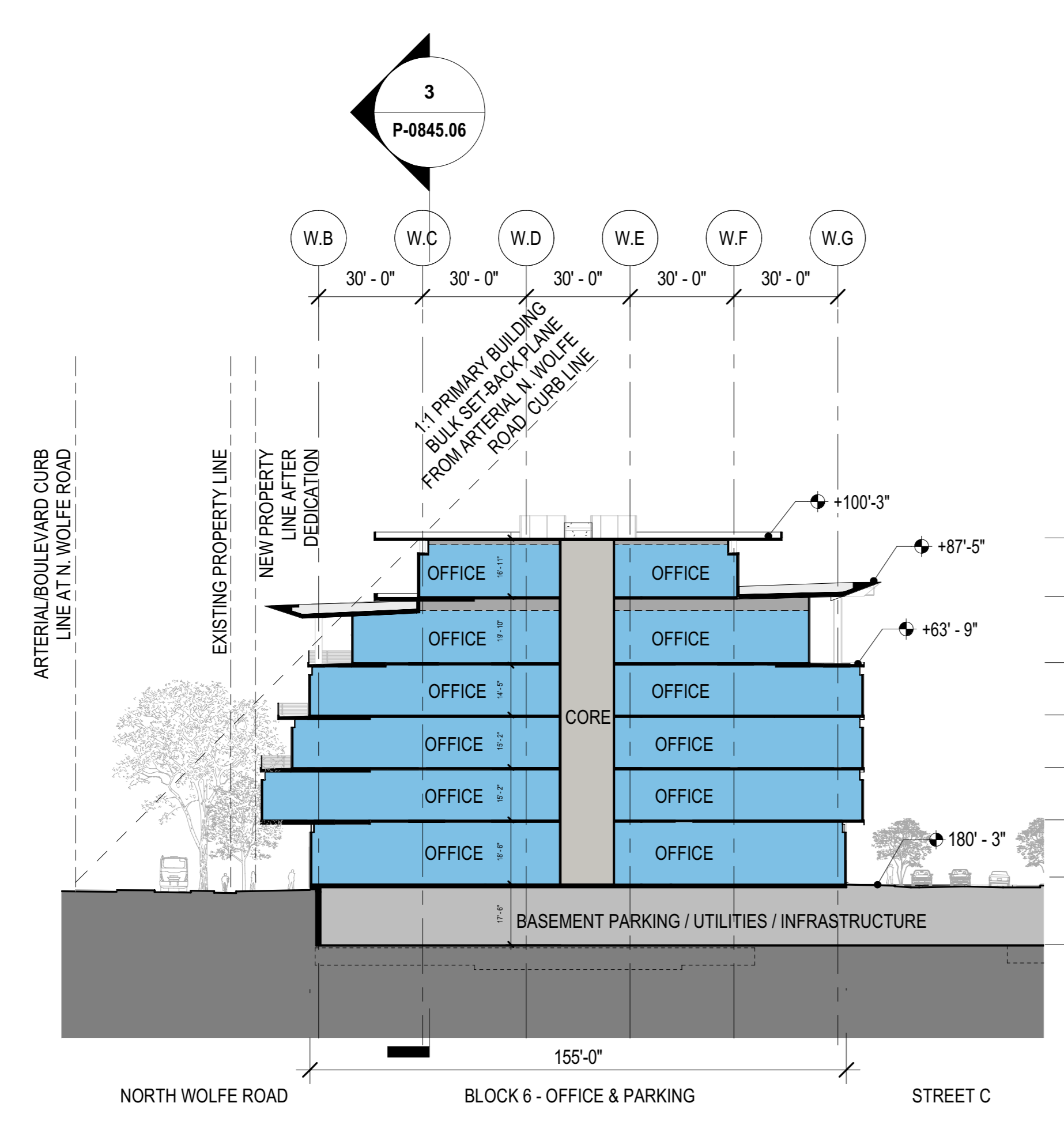


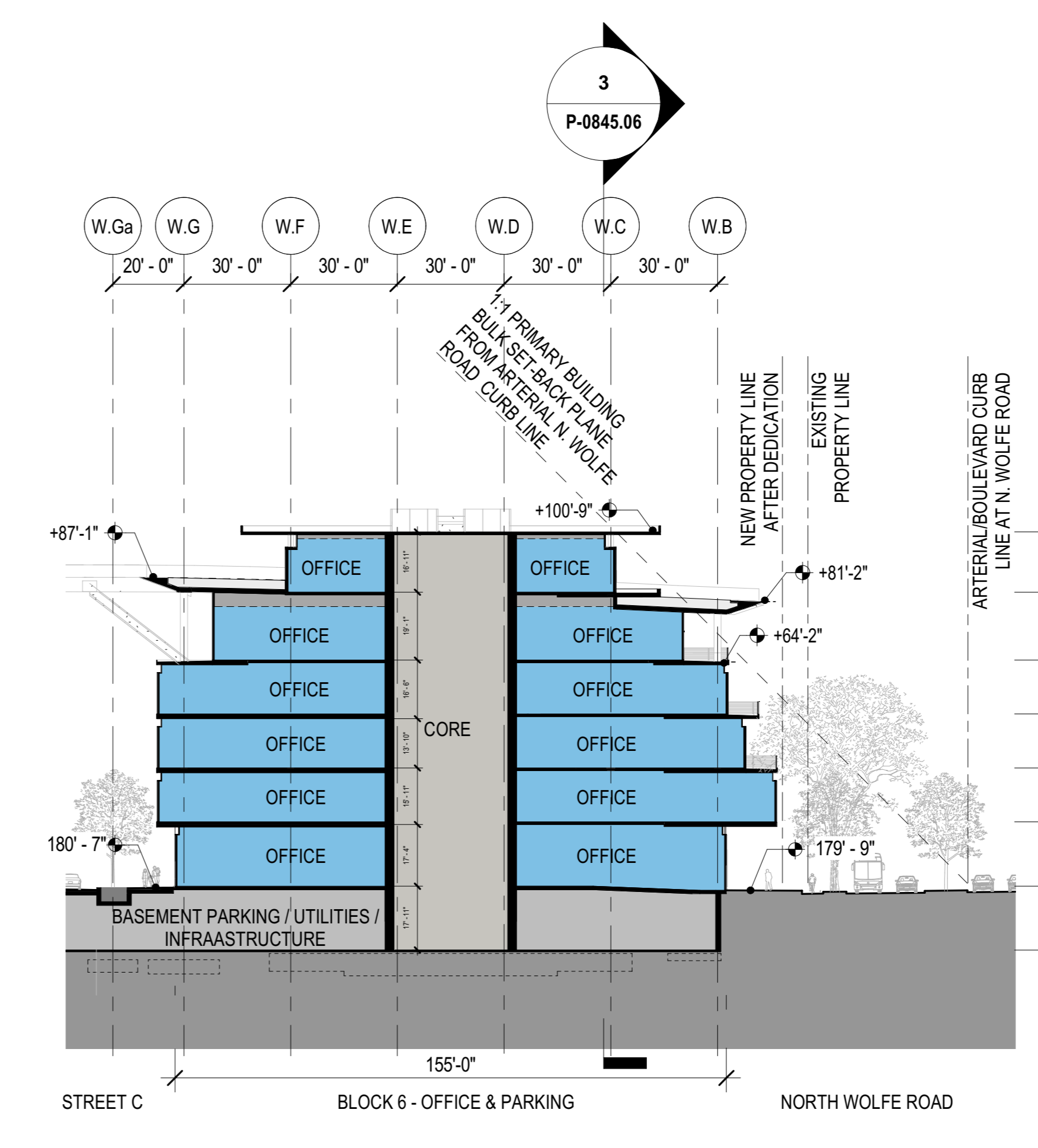
LEVEL ROOF - BL06	280' - 6"
LEVEL 06 - BL06	263' - 7"
LEVEL 05 - BL06	244' - 6"
LEVEL 04 - BL06	229' - 4"
LEVEL 03 - BL06	214' - 2"
LEVEL 02 - BL06	199' - 0"
LEVEL 01 - BL06	180' - 11"
LEVEL B1 - UPPER WEST GARAGE	177' - 0"
LEVEL B1 - LOWER WEST GARAGE	163' - 0"

BLOCK 6 - LONGITUDINAL SECTION
 1/32" = 1'-0"




LEVEL ROOF - BL06	280' - 6"
LEVEL 06 - BL06	263' - 7"
LEVEL 05 - BL06	244' - 6"
LEVEL 04 - BL06	229' - 4"
LEVEL 03 - BL06	214' - 2"
LEVEL 02 - BL06	199' - 0"
LEVEL 01 - BL06	180' - 6"
LEVEL B1 - LOWER WEST GARAGE	163' - 0"

BLOCK 6 - CROSS SECTION
 1/32" = 1'-0"



LEVEL ROOF - BL06	280' - 6"
LEVEL 06 - BL06	263' - 7"
LEVEL 05 - BL06	244' - 6"
LEVEL 04 - BL06	229' - 4"
LEVEL 03 - BL06	214' - 2"
LEVEL 02 - BL06	199' - 0"
LEVEL 01 - BL06	180' - 11"
LEVEL B1 - LOWER WEST GARAGE	163' - 0"

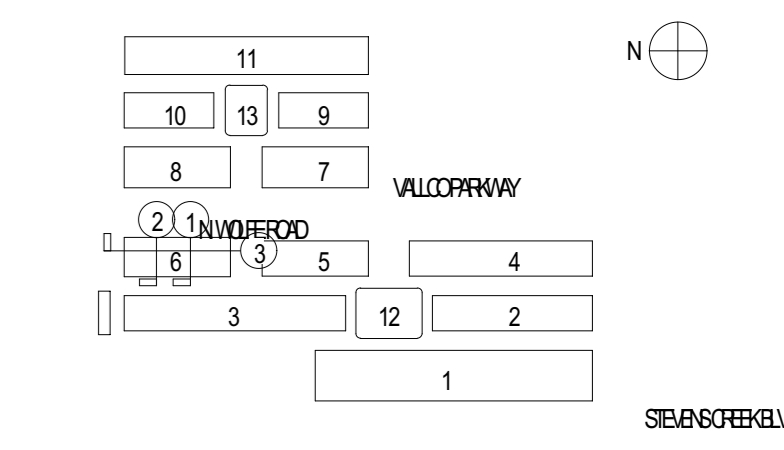
BLOCK 6 - CROSS SECTION
 1/32" = 1'-0"



NOT FOR CONSTRUCTION
 STAMP / SIGNATURE
 DISCLAIMER
 THE ARCHITECT / ENGINEER SHALL HAVE NO RESPONSIBILITY FOR ANY LIABILITY, LOSS, COST, DAMAGE OR EXPENSE ARISING FROM OR RELATING TO ANY USE OF THIS DOCUMENT FOR ANY PURPOSE OTHER THAN ITS INTENDED PURPOSE ON THIS PROJECT. THIS DOCUMENT IS TO BE CONSIDERED IN CONJUNCTION WITH ALL RELATED DOCUMENTATION. ANY DISCREPANCIES IDENTIFIED IN THIS DOCUMENT MUST BE REPORTED IMMEDIATELY TO THE ARCHITECT BEFORE PROCEEDING. CONTRACTORS MUST VERIFY ALL DIMENSIONS PRIOR TO PROCEEDING WITH ANY WORK. ONLY FIGURED DIMENSIONS ARE TO BE USED FOR VERIFICATION.

SB-35 MODIFICATION APPLICATION

REV	DESCRIPTION	DATE
REV 0	SB-35 APPLICATION - REVISION	08/06/2018
REV 1	SB-35 APPLICATION - CONFORM SET	09/15/2018
REV 2	SB-35 MODIFICATION APPLICATION	03/23/2022



KEY PLAN AND NORTH ARROW
 ARCHITECTS PROJECT NUMBER: 708.012

IF THIS DRAWING IS NOT 36"x48" IT IS A REDUCED PRINT. REFER TO GRAPHIC SCALE.
 SCALE: AS NOTED
 ENLARGED SECTION - BLOCK 6

SHEET TITLE:
 P - 0 8 4 5 0 6