

OWNER: VALCCO PROPERTY OWNER LLC
 2800 EL CAMINO REAL, SUITE 410, PALO ALTO, CA 94306
 T: 650-344-1500

ARCHITECTURE: RAFAEL VINOLY ARCHITECTS
 375 PEARL STREET, 31ST FLOOR, NEW YORK, NY 10038
 T: 212-629-9500

ARCHITECTURE: RAFAEL VINOLY ARCHITECTS
 10123 N. WOLFE ROAD, CUPERTINO, CA 95014
 T: 408-627-7090

LANDSCAPE ARCHITECTURE: OJA PARTNERSHIP LTD.
 1105 S. WINCHESTER BLVD., SUITE 200, CAMPBELL, CA 95008
 T: 214-440-0030

CIVIL: SANDS CIVIL ENGINEERS SURVEYORS PLANNERS, INC.
 1105 S. WINCHESTER BLVD., SUITE 200, CAMPBELL, CA 95008
 T: 408-638-9000

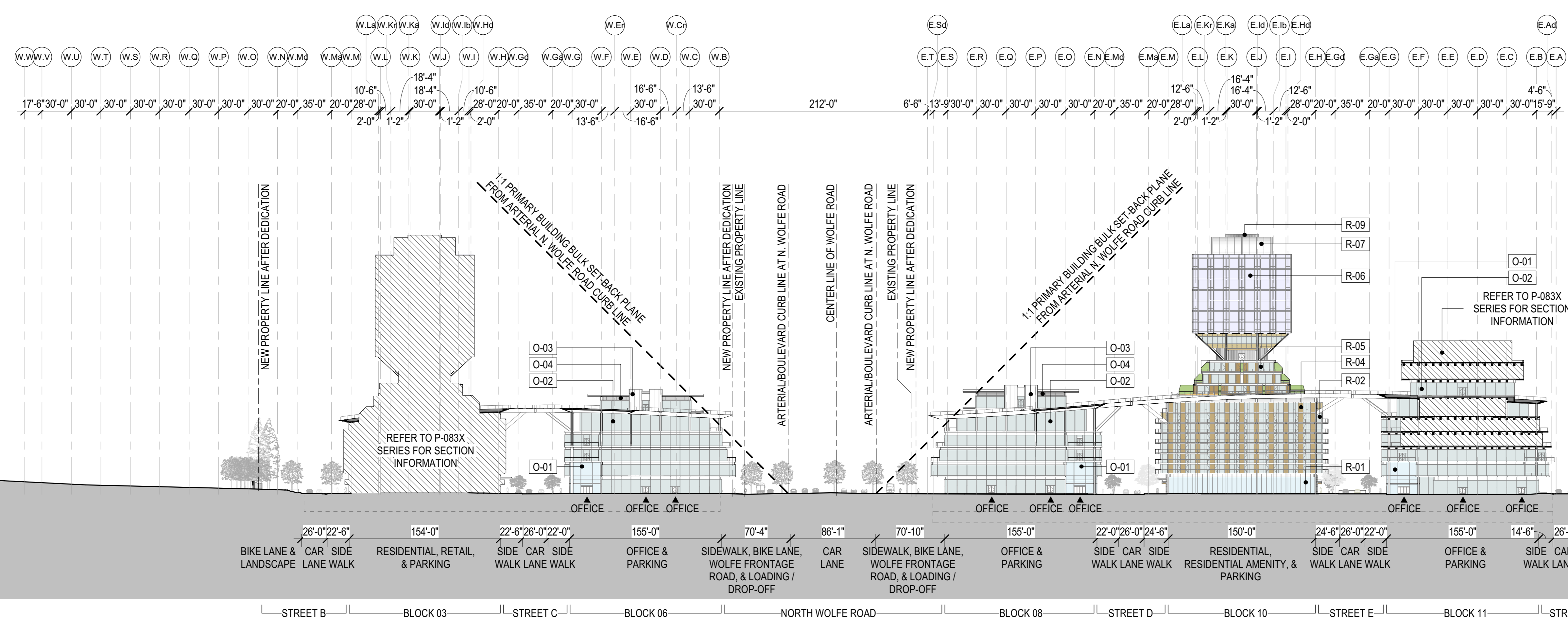
TRAFFIC: KIMLEY-HORN AND ASSOCIATES, INC.
 150 W. SAN FERNANDO STREET, SUITE 250, SAN JOSE, CA 95113
 T: 669-800-4130

LIGHTING DESIGN: ONE LUX STUDIO
 150 WEST 20TH STREET, 10TH FLOOR, NEW YORK, NY 10011
 T: 212-201-6750

SIGNAGE & WAYFINDING - EXIT DESIGN
 725 N. 4TH STREET, PHILADELPHIA, PA 19123
 T: 215-581-1950

PARKING ENGINEERING - WATRY DESIGN, INC.
 2099 GATEWAY PLACE, SUITE 550, SAN JOSE, CA 95110
 T: 408-392-7800

FOOD SERVICE, WASTE MANAGEMENT & LOGISTICS - CNI-LITTLE
 156 2ND STREET, SAN FRANCISCO, CA 94105
 T: 415-522-5900

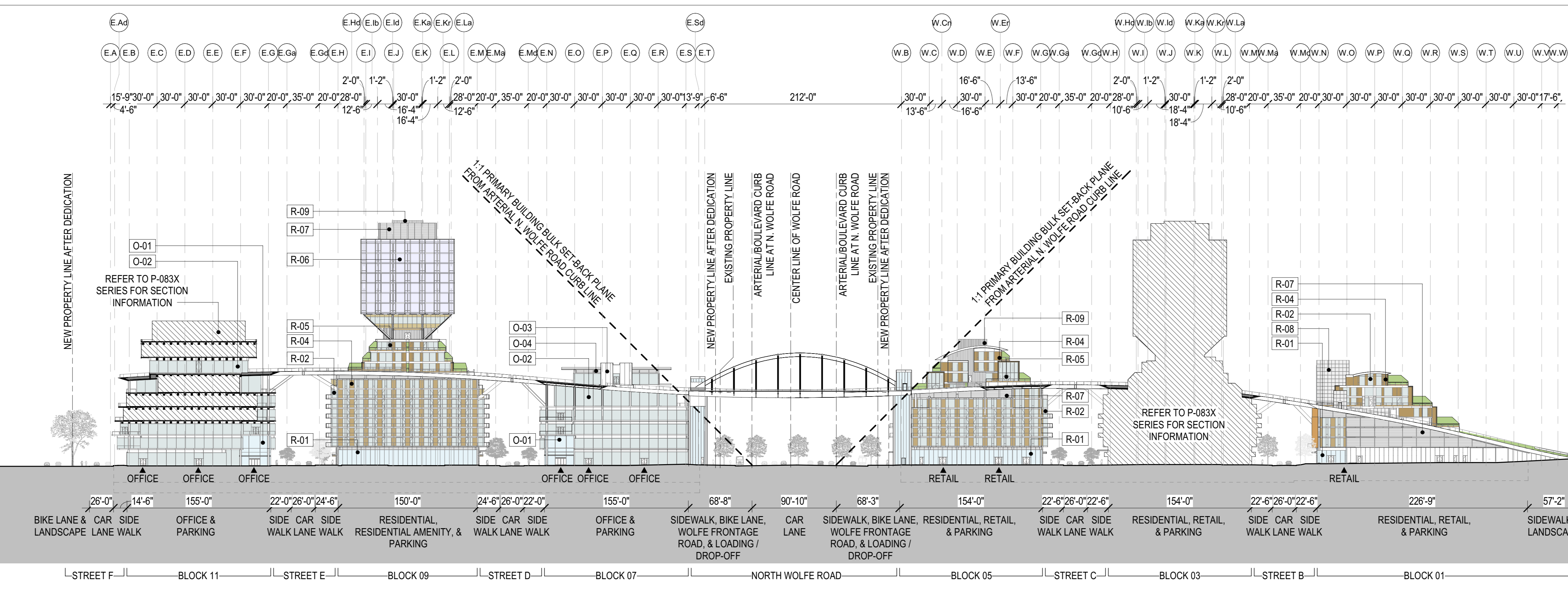


SITE BUILDING ELEVATION
1/8" = 1'-0"

SITE LEVEL 26 FFL: 440'-9" (NAVD 88)
SITE LEVEL 25 FFL: 431'-8" (NAVD 88)
SITE LEVEL 24 FFL: 421'-2" (NAVD 88)
SITE LEVEL 23 FFL: 418'-0" (NAVD 88)
SITE LEVEL 22 FFL: 414'-0" (NAVD 88)
SITE LEVEL 21 FFL: 410'-1" (NAVD 88)
SITE LEVEL 20 FFL: 399'-4" (NAVD 88)
SITE LEVEL 19 FFL: 388'-7" (NAVD 88)
SITE LEVEL 18 FFL: 377'-10" (NAVD 88)
SITE LEVEL 17 FFL: 367'-1" (NAVD 88)
SITE LEVEL 16 FFL: 356'-4" (NAVD 88)
SITE LEVEL 15 FFL: 345'-7" (NAVD 88)
SITE LEVEL 14 FFL: 329'-2" (NAVD 88)
SITE LEVEL 13 FFL: 316'-7" (NAVD 88)
SITE LEVEL 12 FFL: 304'-3" (NAVD 88)
SITE LEVEL 11 FFL: 292'-8" (NAVD 88)
SITE LEVEL 10 FFL: 281'-1" (NAVD 88)
SITE LEVEL 09 FFL: 266'-11" (NAVD 88)
SITE LEVEL 08 FFL: 255'-4" (NAVD 88)
SITE LEVEL 07 FFL: 244'-7" (NAVD 88)
SITE LEVEL 06 FFL: 233'-0" (NAVD 88)
SITE LEVEL 05 FFL: 222'-5" (NAVD 88)
SITE LEVEL 04 FFL: 214'-2" (NAVD 88)
SITE LEVEL 03 FFL: 205'-2" (NAVD 88)
SITE LEVEL 02 FFL: 198'-0" (NAVD 88)
SITE LEVEL 01 - STREET LEVEL FFL: 195'-6" (NAVD 88)
SITE LEVEL B1 FFL: 163'-0" (NAVD 88)
SITE LEVEL B2 FFL: 151'-6" (NAVD 88)

SITE BUILDING ELEVATION
1/8" = 1'-0"

3



SITE BUILDING ELEVATION
1/8" = 1'-0"

SITE LEVEL 26 FFL: 440'-9" (NAVD 88)
SITE LEVEL 25 FFL: 431'-8" (NAVD 88)
SITE LEVEL 24 FFL: 421'-2" (NAVD 88)
SITE LEVEL 23 FFL: 418'-0" (NAVD 88)
SITE LEVEL 22 FFL: 414'-0" (NAVD 88)
SITE LEVEL 21 FFL: 410'-1" (NAVD 88)
SITE LEVEL 20 FFL: 399'-4" (NAVD 88)
SITE LEVEL 19 FFL: 388'-7" (NAVD 88)
SITE LEVEL 18 FFL: 377'-10" (NAVD 88)
SITE LEVEL 17 FFL: 367'-1" (NAVD 88)
SITE LEVEL 16 FFL: 356'-4" (NAVD 88)
SITE LEVEL 15 FFL: 345'-7" (NAVD 88)
SITE LEVEL 14 FFL: 329'-2" (NAVD 88)
SITE LEVEL 13 FFL: 316'-7" (NAVD 88)
SITE LEVEL 12 FFL: 304'-3" (NAVD 88)
SITE LEVEL 11 FFL: 292'-8" (NAVD 88)
SITE LEVEL 10 FFL: 281'-1" (NAVD 88)
SITE LEVEL 09 FFL: 266'-11" (NAVD 88)
SITE LEVEL 08 FFL: 255'-4" (NAVD 88)
SITE LEVEL 07 FFL: 244'-7" (NAVD 88)
SITE LEVEL 06 FFL: 233'-0" (NAVD 88)
SITE LEVEL 05 FFL: 222'-5" (NAVD 88)
SITE LEVEL 04 FFL: 214'-2" (NAVD 88)
SITE LEVEL 03 FFL: 205'-2" (NAVD 88)
SITE LEVEL 02 FFL: 198'-0" (NAVD 88)
SITE LEVEL 01 - STREET LEVEL FFL: 195'-6" (NAVD 88)
SITE LEVEL B1 FFL: 163'-0" (NAVD 88)
SITE LEVEL B2 FFL: 151'-6" (NAVD 88)

SITE BUILDING ELEVATION
1/8" = 1'-0"

2

WALL FINISH LEGEND - OFFICE BLOCKS

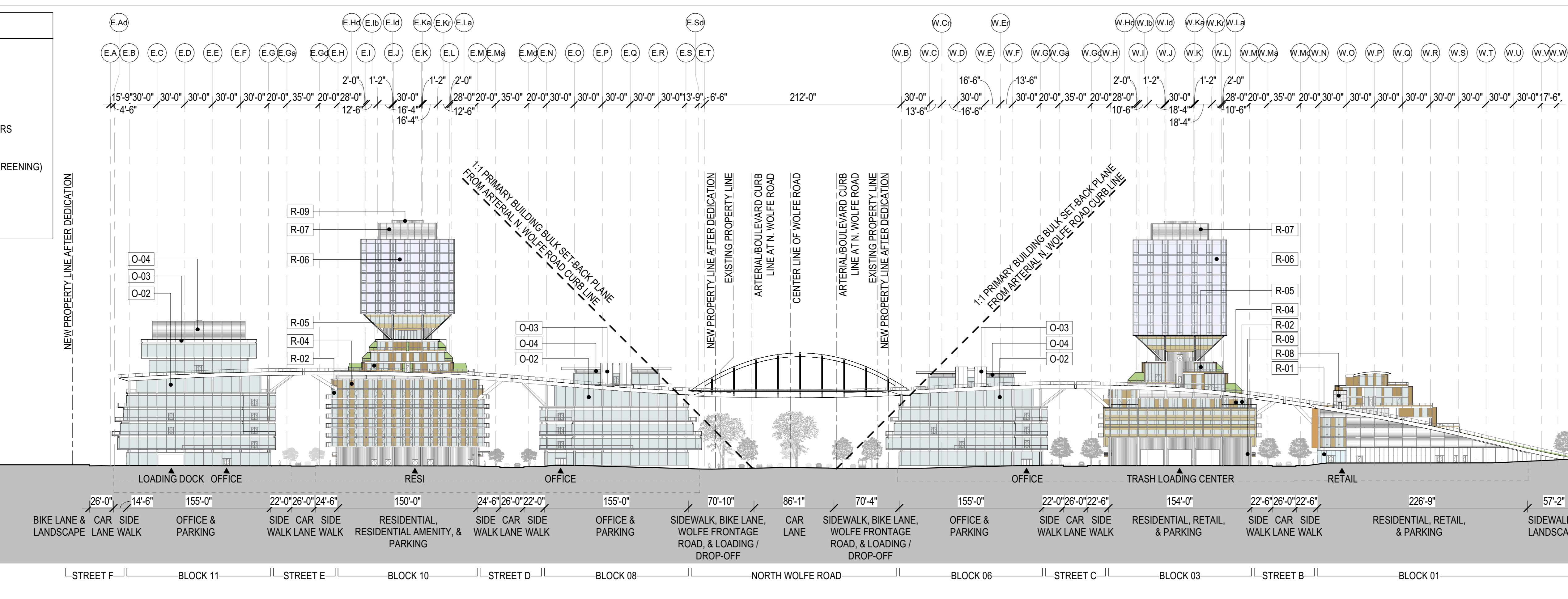
- O-01 STOREFRONT
- O-02 TRANSPARENT PANEL
- O-03 OPAQUE PANEL
- O-04 ARCHITECTURAL LOUVERS (MEP SCREENING)

REFER TO P-0862 FOR FURTHER INFORMATION

WALL FINISH LEGEND - RESIDENTIAL BLOCKS

- R-01 STOREFRONT
- R-02 TRANSPARENT PANEL
- R-03 SLIDING SCREENS
- R-04 "WOOD" LOOK OPAQUE PANEL
- R-05 SLIDING, SWING, AND FOLDING DOORS
- R-06 WINDOW WALL
- R-07 ARCHITECTURAL LOUVERS (MEP SCREENING)
- R-08 STONE CLADDING
- R-09 METAL PANEL CLADDING

REFER TO P-0861 FOR FURTHER INFORMATION




SITE BUILDING ELEVATION
1/8" = 1'-0"

SITE LEVEL 26 FFL: 440'-9" (NAVD 88)
SITE LEVEL 25 FFL: 431'-8" (NAVD 88)
SITE LEVEL 24 FFL: 421'-2" (NAVD 88)
SITE LEVEL 23 FFL: 418'-0" (NAVD 88)
SITE LEVEL 22 FFL: 414'-0" (NAVD 88)
SITE LEVEL 21 FFL: 410'-1" (NAVD 88)
SITE LEVEL 20 FFL: 399'-4" (NAVD 88)
SITE LEVEL 19 FFL: 388'-7" (NAVD 88)
SITE LEVEL 18 FFL: 377'-10" (NAVD 88)
SITE LEVEL 17 FFL: 367'-1" (NAVD 88)
SITE LEVEL 16 FFL: 356'-4" (NAVD 88)
SITE LEVEL 15 FFL: 345'-7" (NAVD 88)
SITE LEVEL 14 FFL: 329'-2" (NAVD 88)
SITE LEVEL 13 FFL: 316'-7" (NAVD 88)
SITE LEVEL 12 FFL: 304'-3" (NAVD 88)
SITE LEVEL 11 FFL: 292'-8" (NAVD 88)
SITE LEVEL 10 FFL: 281'-1" (NAVD 88)
SITE LEVEL 09 FFL: 266'-11" (NAVD 88)
SITE LEVEL 08 FFL: 255'-4" (NAVD 88)
SITE LEVEL 07 FFL: 244'-7" (NAVD 88)
SITE LEVEL 06 FFL: 233'-0" (NAVD 88)
SITE LEVEL 05 FFL: 222'-5" (NAVD 88)
SITE LEVEL 04 FFL: 214'-2" (NAVD 88)
SITE LEVEL 03 FFL: 205'-2" (NAVD 88)
SITE LEVEL 02 FFL: 198'-0" (NAVD 88)
SITE LEVEL 01 - STREET LEVEL FFL: 195'-6" (NAVD 88)
SITE LEVEL B1 FFL: 163'-0" (NAVD 88)
SITE LEVEL B2 FFL: 151'-6" (NAVD 88)

SITE BUILDING ELEVATION
1/8" = 1'-0"

1



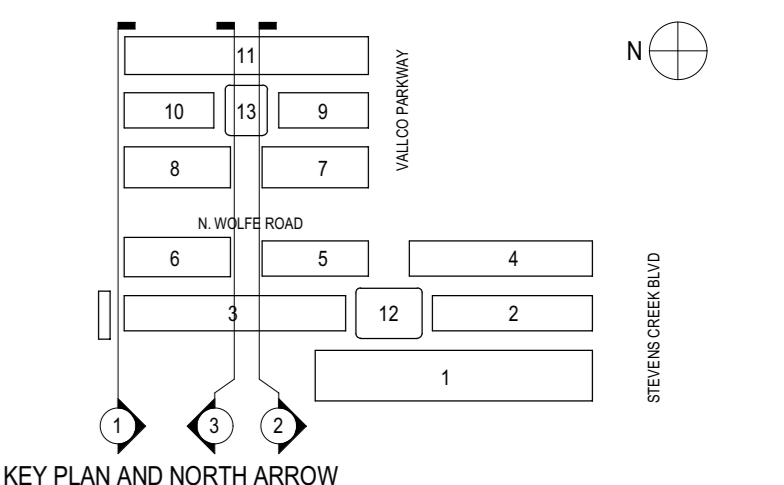
NOT FOR CONSTRUCTION

STAMP / SIGNATURE

DISCLAIMER: THE ARCHITECT / ENGINEER SHALL HAVE NO RESPONSIBILITY FOR ANY LIABILITY, LOSS, COST, DAMAGE OR EXPENSE ARISING FROM OR RELATING TO ANY USE OF THIS DOCUMENT FOR ANY PURPOSE OTHER THAN ITS INTENDED PURPOSE ON THIS PROJECT. THIS DOCUMENT IS TO BE CONSIDERED IN CONJUNCTION WITH ALL RELATED DOCUMENTATION. ANY DISCREPANCIES IDENTIFIED IN THIS DOCUMENT MUST BE REPORTED IMMEDIATELY TO THE ARCHITECT BEFORE PROCEEDING. CONTRACTORS MUST VERIFY ALL DIMENSIONS PRIOR TO PROCEEDING WITH ANY WORK. ONLY FIGURED DIMENSIONS ARE TO BE USED FOR VERIFICATION.

SB-35 MODIFICATION APPLICATION

REV	DESCRIPTION	DATE
REV 0	SB-35 MODIFICATION APPLICATION	03/23/2022



ARCHITECTS PROJECT NUMBER: 708.012

IF THIS DRAWING IS NOT 3/8" = 1' IT IS A REDUCED PRINT. REFER TO GRAPHIC SCALE.

SCALE: 1/8" = 1'-0"

BUILDING ELEVATIONS