



VALLCO LIGHTING FIXTURE SCHEDULE

Code	Description
LTE-01	PEDESTRIAN LIGHT POLE. LED LUMINAIRE WITH TYPE V DISTRIBUTION AND 8600 LUMENS DELIVERED LIGHT OUTPUT. LUMINAIRE IS NOMINAL 25 INCHES HIGH, 18 INCHES WIDE, AND 20 INCHES LONG.
LTE-02A	ROADWAY LIGHT POLE. LED LUMINAIRE WITH TYPE III WIDE DISTRIBUTION AND 4675 LUMENS DELIVERED LIGHT OUTPUT. LUMINAIRE IS NOMINAL 4 INCHES HIGH, 28 INCHES LONG, AND 17 INCHES WIDE.
LTE-02B	SAME AS TYPE 'LTE-02A' EXCEPT: 1. 20-FOOT TALL ROUND POLE WHICH TAPERS FROM 7 INCHES TO 4 INCHES. 2. LONG ARM WHICH PLACES MOUNTING POINT OF LUMINAIRE 24 INCHES FROM THE CENTER OF THE POLE.
LTE-02C	SAME AS TYPE 'LTE-02A' EXCEPT SHORT WALL ARM MOUNTING DIRECTLY TO BUILDING.
LTE-03A	LINEAR DIRECT LED SURFACE MOUNTED LUMINAIRE.
LTE-04A	SPOTLIGHT TO ILLUMINATE CROSSWALKS AT INTERSECTIONS.
LTE-06	STAKE MOUNTED ADJUSTABLE LED SPOTLIGHT FOR TREE UPLIGHT.
LTE-07	36 INCH TALL LED BOLLARD LIGHT.
LTE-08	CATENARY LIGHT FIXTURE AT RETAIL STREETS.
LTE-09	SAME AS TYPE 'LTE-07'.
LTE-10A	12 FOOT TALL CUSTOM LIGHT POLE WITH ONE LUMINAIRE MOUNTED AT ONE SIDE AT TOP. 8"x8" ALUMINUM POLE MOUNTED TO CONCRETE FOUNDATION.
LTE-10B	SAME AS TYPE 'LTE-10A' EXCEPT TWO LUMINAIRES.
LTE-10C	SAME AS TYPE 'LTE-10A' EXCEPT TWO LUMINAIRES WITH FORWARD THROW OPTIC. TOTAL 5500 LUMEN OUTPUT
LTE-10D	SAME AS TYPE 'LTE-10A' EXCEPT NOMINAL 36" TALL BOLLARD FOR NON-LUMINAIRE UTILITY DEVICE INTEGRATION.
LTE-10E	SAME AS TYPE 'LTE-10A' EXCEPT NOMINAL 36" TALL BOLLARD.
LTE-12	EXTERIOR RATED WALL LIGHT MOUNTED TO COLUMNS FOR UPLIGHTING.
LTE-14	EXTERIOR RATED LED GRAZER IN CONTINUOUS RUN. FIXTURE SHALL BE MOUNTED INSIDE CUSTOM METAL ENCLOSURE PROVIDED BY OTHERS..
LTE-15	SAME AS LTE-14
LTE-16	WALL MOUNTED LED FIXTURE AT EXIT DOORS
LTE-17	RECESSED LED ADJUSTABLE ACCENT LIGHT.
LTE-18	EXTERIOR RATED STEP LIGHT AT RESIDENTIAL ENTRIES ON GREEN ROOF.
LTE-21	NOT USED.
LTE-22	SAME AS TYPE 'LTP-06A' EXCEPT COLOR TEMPERATURE.
LTE-23	SAME AS TYPE 'LTE-29'.
LTE-24	RECESSED LED LENSED WALLWASHER.
LTE-25	SURFACE-MOUNTED DECORATIVE LIGHT AT ENTRANCES TO TOWNHOUSES.
LTE-26	RECESSED LINEAR LED WALL GRAZER IN CEILING.
LTE-27	LINEAR IN-GRADE UPLIGHT FOR FOUNTAIN WALL.
LTE-28	LINEAR LED STRIP LIGHT AT TOP OF RESIDENTIAL ENTRY CANOPY TO UPLIGHT CEILING.
LTE-29	RECESSED DIRECTIONAL LED DOWNLIGHT MOUNTED UNDER ROOF EDGE.
LTE-30A	ROADWAY LIGHT POLE CONNECTED TO STREETLIGHTING CIRCUIT. OBTAIN APPROVAL FROM DPW PRIOR TO PURCHASING.
LTE-30B	SAME AS TYPE 'LTE-30A' EXCEPT TWO HEADS ON TWO ARMS.
LTE-31	LINEAR LED GRAZER IN ARCHITECTURAL POCKET TO LIGHT DOWN PARKING RAMP SIDE WALLS.
LTE-32	RECESSED TRIMMED LED FIXED DOWNLIGHT.
LTE-35	RECESSED LED DOWNLIGHT.
LTE-36	LED FLOODLIGHT TO UPLIGHT UNDERSIDE OF BRIDGE OVER NORTH WOLFE ROAD.



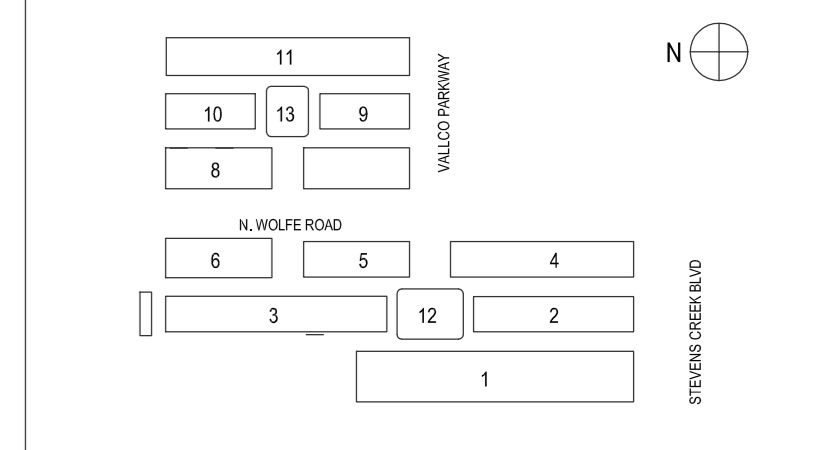
THE RISE

OWNER - VALLCO PROPERTY OWNER LLC
 2600 EL CAMINO REAL, SUITE 410, PALO ALTO, CA 94306
 T. 650-344-1000
 ARCHITECTURE - RAFAEL VINOLY ARCHITECTS
 375 PEARL STREET, 31ST FLOOR, NEW YORK, NY 10038
 T. 212-624-0080
 ARCHITECTURE - RAFAEL VINOLY ARCHITECTS
 10123 N. WOLFE ROAD, CUPERTINO, CA 95014
 T. 408-627-7090
 LANDSCAPE ARCHITECTURE - OLIN PARTNERSHIP LTD.
 1917 JOHN F. KENNEDY BLVD, SUITE 1000, PHILADELPHIA, PA 19103
 T. 215-440-0030
 CIVIL - SANDS CIVIL ENGINEERS SURVEYORS PLANNERS, INC.
 1700 S. WINCHESTER BLVD, SUITE 200, CAMPBELL, CA 95008
 T. 408-636-0000
 TRAFFIC - KIMLEY-HORN AND ASSOCIATES, INC.
 100 W. SAN FERNANDO STREET, SUITE 200, SAN JOSE, CA 95113
 T. 668-800-4130
 LIGHTING DESIGN - ONE LUX STUDIO
 156 WEST 29TH STREET, 10TH FLOOR, NEW YORK, NY 10001
 T. 212-920-5750
 SIGNAGE & WAYFINDING - EXIT DESIGN
 725 N. 4TH STREET, PHILADELPHIA, PA 19123
 T. 215-561-1560
 PARKING ENGINEERING - WATRY DESIGN, INC.
 2099 GATEWAY PLACE, SUITE 550, SAN JOSE, CA 95110
 T. 408-292-7000
 FOOD SERVICE, WASTE MANAGEMENT & LOGISTICS - CNA-LITTLE
 156 2ND STREET, SAN FRANCISCO, CA 94105
 T. 415-922-5900

NOT FOR CONSTRUCTION
 STAMP / SIGNATURE
 DISCLAIMER
 THE ARCHITECT / ENGINEER SHALL HAVE NO RESPONSIBILITY FOR ANY LIABILITY, LOSS, COST, DAMAGE OR EXPENSE ARISING FROM OR RELATING TO ANY USE OF THIS DOCUMENT FOR ANY PURPOSE OTHER THAN ITS INTENDED PURPOSE ON THIS PROJECT. THIS DOCUMENT IS TO BE CONSIDERED IN CONJUNCTION WITH ALL RELATED DOCUMENTATION. ANY DISCREPANCIES IDENTIFIED IN THIS DOCUMENT MUST BE REPORTED IMMEDIATELY TO THE ARCHITECT BEFORE PROCEEDING. CONTRACTORS MUST VERIFY ALL DIMENSIONS PRIOR TO PROCEEDING WITH ANY WORK. ONLY FIGURED DIMENSIONS ARE TO BE USED FOR VERIFICATION.

SB-35 MODIFICATION APPLICATION

REV	DESCRIPTION	DATE
REV-0	SB-35 DEVELOPMENT APPLICATION	03/27/2018
REV-1	SB-35 APPLICATION - REVISION	08/06/2018
REV-2	SB-35 APPLICATION CONFIRM SET	09/15/2018
REV-3	SB-35 MODIFICATION APPLICATION	03/23/2022



KEY PLAN AND NORTH ARROW
 ARCHITECTS PROJECT NUMBER 708.012

IF THIS DRAWING IS NOT 36"x48" IT IS A REDUCED PRINT:
 REFER TO GRAPHIC SCALE

SCALE: NTS

LIGHTING FIXTURE SCHEDULE

SHEET TITLE: