


GREEN ROOF LEVEL PLANTING PALETTE



COAST LIVE OAK *Quercus agrifolia* ENGELMANN OAK *Quercus engelmannii* FOOTHILL PINE *Pinus sabiniana* VALLEY OAK *Quercus lobata* NETLEAF OAK *Quercus rugosa* NORTHERN CA WALNUT *Juglans hindsii*



BUCKLEY OAK *Quercus buckleyi* BLUE ATLAS CEDAR *Cedrus atlantica 'Glauca'* ISLAND LIVE OAK *Quercus tomentosa*




MARINA MADRONE *Arbutus menziesii* CALIFORNIA BUCKEYE *Aesculus californica* WESTERN REDBUD *Cercis occidentalis* SCRUB OAK *Quercus berberidifolia*



MANZANITA *Arctostaphylos spp.* CALIFORNIA SAGEBRUSH *Artemisia californica* COYOTE BRUSH *Baccharis pilularis* POINT REYES CEANOTHUS *Ceanothus glaberrimus* WHITE MONTEREY LILAC *Ceanothus rigens 'Snowball'* CALIFORNIA LILAC 'SKYLARK' *Ceanothus thyrsiflorus 'Skylark'*



LEMONADEBERRY *Rhus integrifolia* CALIFORNIA WILD ROSE *Rosa californica*



DOUGLAS IRIS *Iris douglasiana* BUCKWHEAT *Eriogonum spp.* CALIFORNIA POPPY *Eschscholzia californica* LUPINE *Lupinus spp.* YARROW *Achillea millefolium*



PRAIRIE MALLOW *Sidalcea malifolia* BLUE-EYED GRASS *Sisymbrium irio* PURPLE SAGE *Salvia leucophylla* PENSTEMON *Penstemon heterophyllus* BLACK SAGE *Salvia mellifera* CALIFORNIA FUSCHIA *Zauschneria spp.* BASKET GRASS *Lomatium longifolium*



FOOTHILL SEDGE *Carex tumida* GIANT WILD RYE *Lycopodium condense* SMALL-FLLOWER MELIC *Melica imperata* BLUE GRAMMA GRASS *Bouteloua gracilis 'Blonde Ambrose'*

STREET LEVEL PLANTING PALETTE



COAST LIVE OAK *Quercus agrifolia* TEXAS RED OAK *Quercus buckleyi* FORREST GREEN OAK *Quercus frainetto* BUCKLEY OAK *Quercus buckleyi* SHUMARD RED OAK *Quercus shumardii* LACEBARK ELM *Ulmus parvifolia 'Boisep'*



CALIFORNIA BUCKEYE *Aesculus californica* WESTERN REDBUD *Cercis occidentalis*



EVERGREEN CURRANT *Ribes viburnifolium* MONTEREY CARPET *Arctostaphylos hookeri 'Monterey Carpet'*



STICKY MONKEYFLOWER *Diplazium acrostichoides* CALIFORNIA COFFEEBERRY *Rhamnus californica*



YARROW *Achillea millefolium* COYOTE MINT *Monardella villosa* CLEVELAND SAGE *Salvia clevelandii* BUSH LUPINE *Lupinus albus* WOOLLY BLUE CURLS *Trichostema lanatum*



CALIFORNIA FIELD SEDGE *Carex proserpica* PRAIRIE JUNEGRASS *Andropogon scoparius* DEER GRASS *Muhlenbergia rigens*



PURPLE NEEDLE GRASS *Stipa pulchra* BLUE WILDRYE *Elymus glaucus* CALIFORNIA FESCUE *Festuca californica* MELICA *Melica californica*

NOTE: THIS PLANT PALETTE IS A REPRESENTATIVE SAMPLE OF POTENTIAL SPECIES TO BE USED IN THE PROJECT. THE FINAL PLANT SELECTIONS MAY CHANGE..

THE RISE

OWNER - VALLO PROPERTY OWNER LLC
 2800 EL CAMINO REAL, SUITE 410, PALO ALTO, CA 94308
 T. 650-344-1000
 ARCHITECTURE - RAFAEL VINOLY ARCHITECTS
 375 PEARL STREET, 31ST FLOOR, NEW YORK, NY 10038
 T. 212-924-5050
 ARCHITECTURE - RAFAEL VINOLY ARCHITECTS
 1912 N. WOLFE ROAD, CUPERTINO, CA 95014
 T. 408-627-7990
 LANDSCAPE ARCHITECTURE - OLIN PARTNERSHIP LTD.
 1917 JOHN F. KENNEDY BLVD, SUITE 1000, PHILADELPHIA, PA 19103
 T. 215-460-0030
 CIVIL - SANDIS CIVIL ENGINEERS SURVEYORS PLANNERS, INC.
 1700 S. WINCHESTER BLVD, SUITE 200, CAMPBELL, CA 95008
 T. 408-636-0900
 TRAFFIC - KIMLEY-HORN AND ASSOCIATES, INC.
 100 W. SAN FERNANDO STREET, SUITE 250, SAN JOSE, CA 95113
 T. 669-800-4130
 LIGHTING DESIGN - ONE LUX STUDIO
 156 WEST 29TH STREET, 10TH FLOOR, NEW YORK, NY 10011
 T. 212-201-5750
 SIGNAGE & WAYFINDING - EXIT DESIGN
 725 N. 4TH STREET, PHILADELPHIA, PA 19123
 T. 215-561-1150
 PARKING ENGINEERING - WATRY DESIGN, INC.
 2099 GATEWAY PLACE, SUITE 550, SAN JOSE, CA 95110
 T. 408-392-7990
 FOOD SERVICE, WASTE MANAGEMENT & LOGISTICS - CON-LITTLE
 156 2ND STREET, SAN FRANCISCO, CA 94105
 T. 415-922-9900

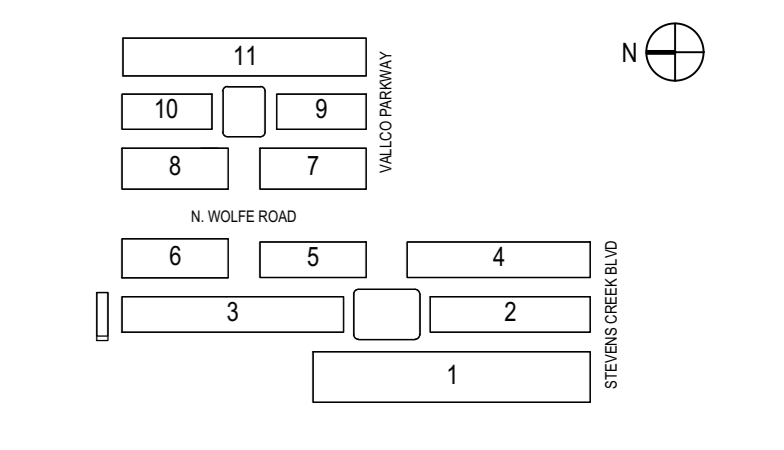


NOT FOR CONSTRUCTION
 STAMP / SIGNATURE

DISCLAIMER
 THE ARCHITECT / ENGINEER SHALL HAVE NO RESPONSIBILITY FOR ANY LIABILITY, LOSS, COST, DAMAGE OR EXPENSE ARISING FROM OR RELATING TO ANY USE OF THIS DOCUMENT FOR ANY PURPOSE OTHER THAN ITS INTENDED PURPOSE ON THIS PROJECT. THIS DOCUMENT IS TO BE CONSIDERED IN CONJUNCTION WITH ALL RELATED DOCUMENTATION. ANY DISCREPANCIES IDENTIFIED IN THIS DOCUMENT MUST BE REPORTED IMMEDIATELY TO THE ARCHITECT BEFORE PROCEEDING. CONTRACTORS MUST VERIFY ALL DIMENSIONS PRIOR TO PROCEEDING WITH ANY WORK. ONLY FIGURED DIMENSIONS ARE TO BE USED FOR VERIFICATION.

SB-35 MODIFICATION APPLICATION

REV	DESCRIPTION	DATE
REV.0	SB-35 DEVELOPMENT APPLICATION	03/27/2018
REV.1	SB-35 APPLICATION - REVISIONS	07/31/2018
REV.2	SB-35 APPLICATION - CORRECTIVE SET	09/15/2018
REV.3	SB-35 MODIFICATION APPLICATION	03/23/2022



KEY PLAN AND NORTH ARROW
 ARCHITECTS PROJECT NUMBER 708.012

IF THIS DRAWING IS NOT 36"x48" IT IS A REDUCED PRINT. REFER TO GRAPHIC SCALE

SCALE NTS
 PLANTING PALETTE

SHEET TITLE:
P-0607
 SHEET NUMBER: