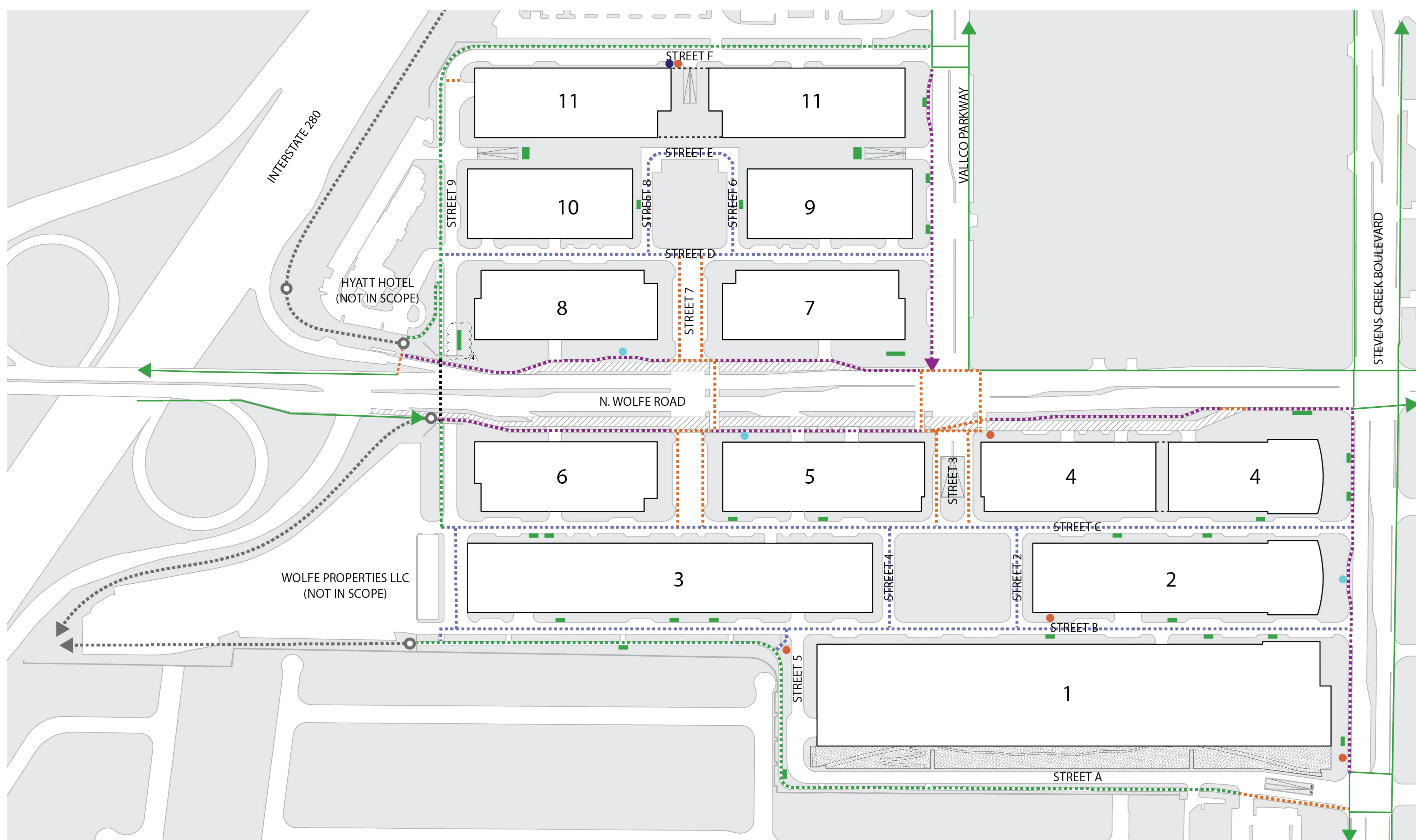



LEGEND
 — EXISTING BIKEWAY



LEGEND
 — EXISTING BIKEWAY
 ○ PROPOSED BIKE TRAIL CONNECTION TO FUTURE PLANNED CITY TRAILS
 - - - CLASS I BIKEWAY, OFF-STREET BIKE-PATH
 - - - CLASS II BIKEWAY, ON-STREET BIKE LANE
 - - - CLASS III BIKEWAY, SHARED BIKE/VEHICLE LANE
 - - - CLASS IV BIKEWAY, PROTECTED LANE
 ● BIKE HUBS
 ● MOBILITY HUBS
 ● PRIVATE MOBILITY HUB
 ■ BICYCLE PARKING FACILITIES (PUBLIC EXTERIOR)
 ▨ WOLFE FRONTAGE ROAD
 *NOTE:
 - RESIDENTIAL, RETAIL, AND OFFICE BICYCLE PARKING TO BE PROVIDED INSIDE OF THE BUILDINGS.
 - DIAGRAMS ARE ILLUSTRATIVE FOR INFORMATION ONLY

THE RISE

OWNER - VALCO PROPERTY OWNER LLC
 2600 EL CAMINO REAL, SUITE 410, PALO ALTO, CA 94306
 T. 650-344-1500
 ARCHITECTURE - RAFAEL VINOLY ARCHITECTS
 315 PEARL STREET, 31ST FLOOR, NEW YORK, NY 10038
 T. 212-924-9060
 ARCHITECTURE - RAFAEL VINOLY ARCHITECTS
 10123 N. WOLFE ROAD, CUPERTINO, CA 95014
 T. 408-627-7090
 LANDSCAPE ARCHITECTURE - OLIN PARTNERSHIP LTD.
 1817 JOHN F. KENNEDY BLVD, SUITE 1000, PHILADELPHIA, PA 19103
 T. 214-440-0030
 CIVIL - SANDS CIVIL ENGINEERS SURVEYORS PLANNERS, INC.
 1700 S. WINCHESTER BLVD, SUITE 200, CAMPBELL, CA 95008
 T. 408-638-0900
 TRAFFIC - KIMLEY-HORN AND ASSOCIATES, INC.
 1001 W. SAN FERNANDO STREET, SUITE 250, SAN JOSE, CA 95113
 T. 669-800-4130
 LIGHTING DESIGN - ONE LUX STUDIO
 136 WEST 29TH STREET, 10TH FLOOR, NEW YORK, NY 10001
 T. 212-201-5750
 SIGNAGE & WAYFINDING - EXIT DESIGN
 725 N. 4TH STREET, PHILADELPHIA, PA 19123
 T. 215-581-1550
 PARKING ENGINEERING - WATRY DESIGN, INC.
 2099 GATEWAY PLACE, SUITE 550, SAN JOSE, CA 95110
 T. 408-302-7000
 FOOD SERVICE, WASTE MANAGEMENT & LOGISTICS - CMI LITTLE
 156 2ND STREET, SAN FRANCISCO, CA 94105
 T. 415-922-5900

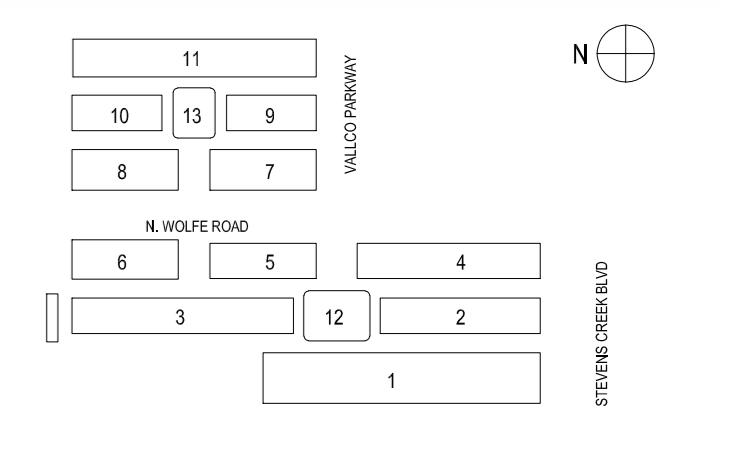


NOT FOR CONSTRUCTION
 STAMP SIGNATURE

DISCLAIMER
 THE ARCHITECT / ENGINEER SHALL HAVE NO RESPONSIBILITY FOR ANY LIABILITY, LOSS, COST, DAMAGE OR EXPENSE ARISING FROM OR RELATING TO ANY USE OF THIS DOCUMENT FOR ANY PURPOSE OTHER THAN ITS INTENDED PURPOSE ON THIS PROJECT. THIS DOCUMENT IS TO BE CONSIDERED IN CONJUNCTION WITH ALL RELATED DOCUMENTATION. ANY DISCREPANCIES IDENTIFIED IN THIS DOCUMENT MUST BE REPORTED IMMEDIATELY TO THE ARCHITECT BEFORE PROCEEDING. CONTRACTORS MUST VERIFY ALL DIMENSIONS PRIOR TO PROCEEDING WITH ANY WORK. ONLY FIGURED DIMENSIONS ARE TO BE USED FOR VERIFICATION.

SB-35 MODIFICATION APPLICATION

REV	DESCRIPTION	DATE
REV-0	SB-35 DEVELOPMENT APPLICATION	03/27/2018
REV-1	SB-35 APPLICATION - REVISION	07/31/2018
REV-2	SB-35 APPLICATION - CONFIRM SET	08/15/2018
REV-3	SB-35 MODIFICATION APPLICATION	03/23/2022
REV-4	SB-35 MODIFICATION APPLICATION	05/27/2022



KEY PLAN AND NORTH ARROW
 ARCHITECTS PROJECT NUMBER 708.012

IF THIS DRAWING IS NOT 36"x48" IT IS A REDUCED PRINT.
 REFER TO GRAPHIC SCALE

SCALE: NOT TO SCALE

SITE DIAGRAMS - BICYCLE CIRCULATION

SHEET TITLE:
P-0504