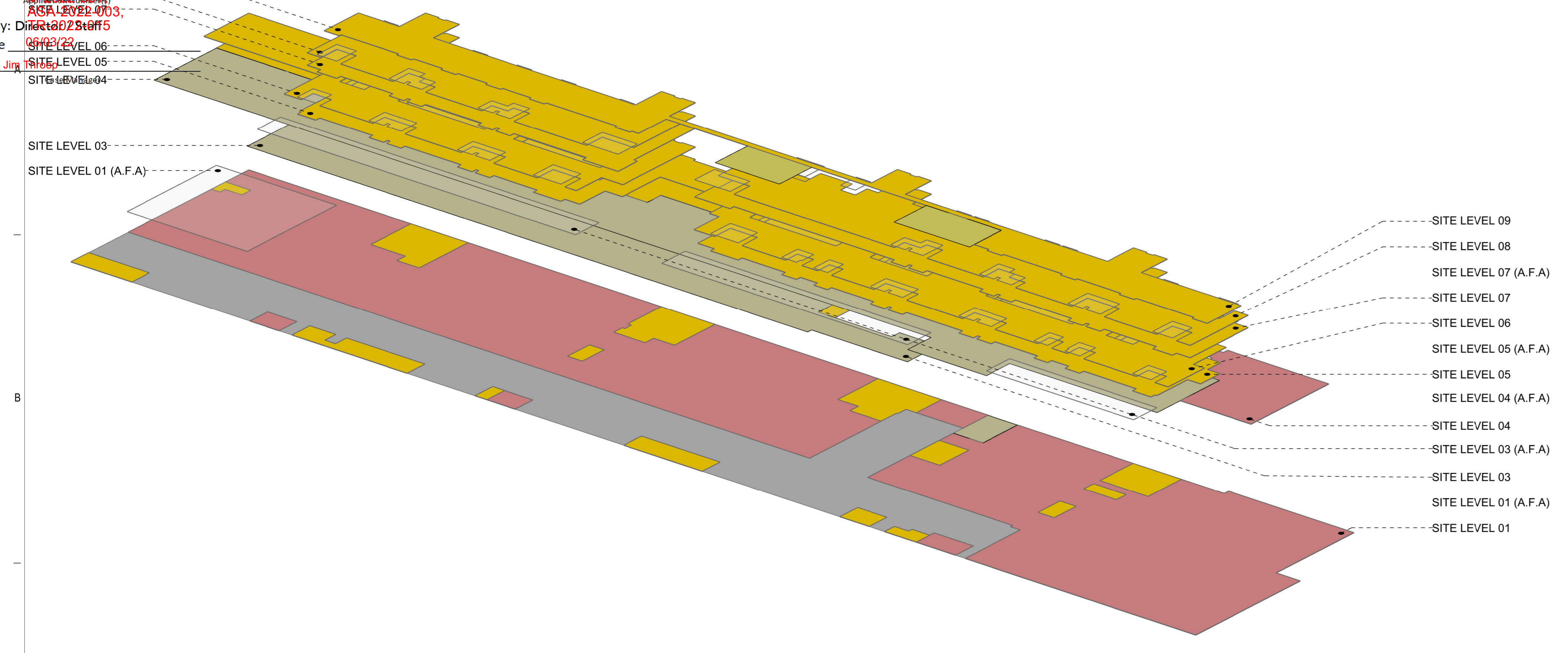


OWNER - VALCO PROPERTY OWNER LLC
 2600 EL CAMINO REAL, SUITE 410, PALO ALTO, CA 94306
 T. 650-344-1500
 ARCHITECTURE - RAFAEL VINOLY ARCHITECTS
 315 PEARL STREET, 31ST FLOOR, NEW YORK, NY 10038
 T. 212-924-0600
 ARCHITECTURE - RAFAEL VINOLY ARCHITECTS
 10123 N. WOLFE ROAD, CUPERTINO, CA 95014
 T. 408-627-7090
 LANDSCAPE ARCHITECTURE - OLIN PARTNERSHIP LTD.
 1917 JOHN F. KENNEDY BLVD, SUITE 200, PHILADELPHIA, PA 19103
 T. 214-440-0030
 CIVIL - SANDS CIVIL ENGINEERS SURVEYORS PLANNERS, INC.
 1700 S. WINCHESTER BLVD, SUITE 200, CHAMPELL, CA 95008
 T. 408-636-0600
 TRAFFIC - KIMLEY-HORN AND ASSOCIATES, INC.
 1001 W. SAN FERNANDO STREET, SUITE 200, SAN JOSE, CA 95113
 T. 669-800-4130
 LIGHTING DESIGN - ONE LUX STUDIO
 136 WEST 29TH STREET, 10TH FLOOR, NEW YORK, NY 10001
 T. 212-201-6790
 SIGNAGE & WAYFINDING - EXIT DESIGN
 725 N. 4TH STREET, PHILADELPHIA, PA 19123
 T. 215-561-1950
 PARKING ENGINEERING - WATRY DESIGN, INC.
 2099 GATEWAY PLACE, SUITE 550, SAN JOSE, CA 95110
 T. 408-362-7000
 FOOD SERVICE, WASTE MANAGEMENT & LOGISTICS - CMI LITTLE
 156 2ND STREET, SAN FRANCISCO, CA 94105
 T. 415-922-9800

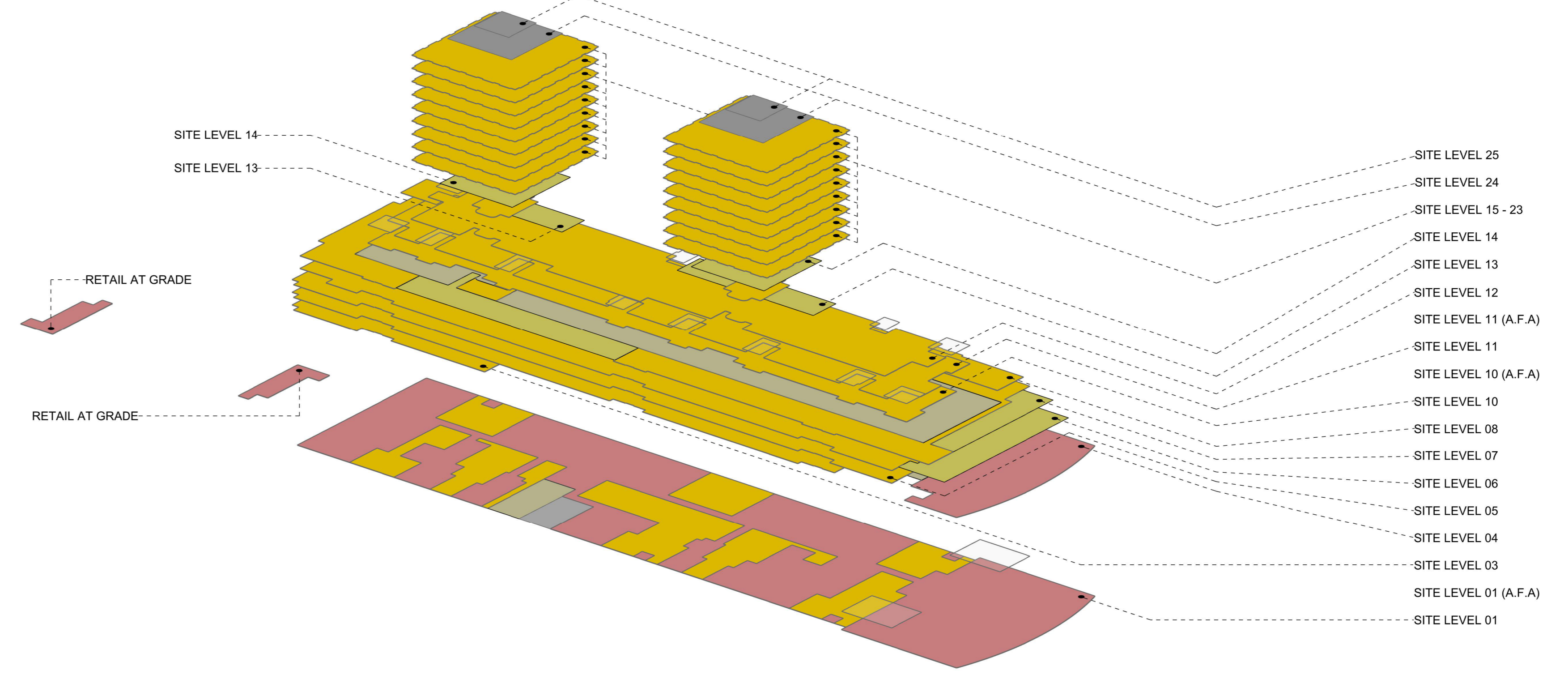


LEGEND

RESIDENTIAL UNIT	RESIDENTIAL AMENITY	RESIDENTIAL PARKING	OFFICE	RETAIL	PLANT	EXCLUDED AREAS**
------------------	---------------------	---------------------	--------	--------	-------	------------------

BLOCK 01	RESIDENTIAL			TOTAL RESIDENTIAL AREA	TOTAL OFFICE AREA	TOTAL RETAIL AREA	TOTAL FLOOR AREA
	UNIT AREA*	AMENITY AREA	PARKING AREA				
SITE LEVEL 25							
SITE LEVEL 24							
SITE LEVEL 15 - 23							
SITE LEVEL 14							
SITE LEVEL 13							
SITE LEVEL 12							
SITE LEVEL 11							
SITE LEVEL 10							
SITE LEVEL 09	29,844 SF	5,709 SF		35,553 SF			35,553 SF
SITE LEVEL 08	53,502 SF			53,502 SF			53,502 SF
SITE LEVEL 07 (ADDITIONAL FLOOR AREA ABOVE 15 FT)**	11,194 SF			11,194 SF			11,194 SF
SITE LEVEL 07	64,679 SF			64,679 SF			64,679 SF
SITE LEVEL 06	70,388 SF			70,388 SF			70,388 SF
SITE LEVEL 05 (ADDITIONAL FLOOR AREA ABOVE 15 FT)**	11,011 SF			11,011 SF			11,011 SF
SITE LEVEL 05	90,659 SF			90,659 SF			90,659 SF
SITE LEVEL 04 (ADDITIONAL FLOOR AREA ABOVE 15 FT)**	12,894 SF			12,894 SF			12,894 SF
SITE LEVEL 04	30,121 SF			78,864 SF	10,485 SF	117,470 SF	117,470 SF
SITE LEVEL 03 (ADDITIONAL FLOOR AREA ABOVE 15 FT)**	22,109 SF			22,109 SF			22,109 SF
SITE LEVEL 03	19,939 SF			61,461 SF	12,654 SF	94,053 SF	94,053 SF
SITE LEVEL 02							
SITE LEVEL 01 (ADDITIONAL FLOOR AREA ABOVE 20 FT)**				13,465 SF		13,465 SF	13,465 SF
SITE LEVEL 01	22,961 SF		1,307 SF	24,268 SF		170,184 SF	194,452 SF
TOTAL BLOCK AREA	404,302 SF	5,709 SF	174,835 SF	584,846 SF		206,786 SF	791,434 SF

NOTE:
 *BASE OF STAIRWELLS, BASE OF ELEVATOR SHAFTS, SERVICES AND MECHANICAL EQUIPMENT ROOMS ARE INCLUDED IN THE FLOOR AREA.
 **PER CUPERTINO MUNICIPAL CODE 19.08.030
 ***EXCLUDED AREAS SUCH AS PARKING FACILITIES OTHER THAN RESIDENTIAL GARAGES (PARKING RAMPS TO BASEMENT, DRIVE AISLES), LOADING, TRASH CENTER.



LEGEND

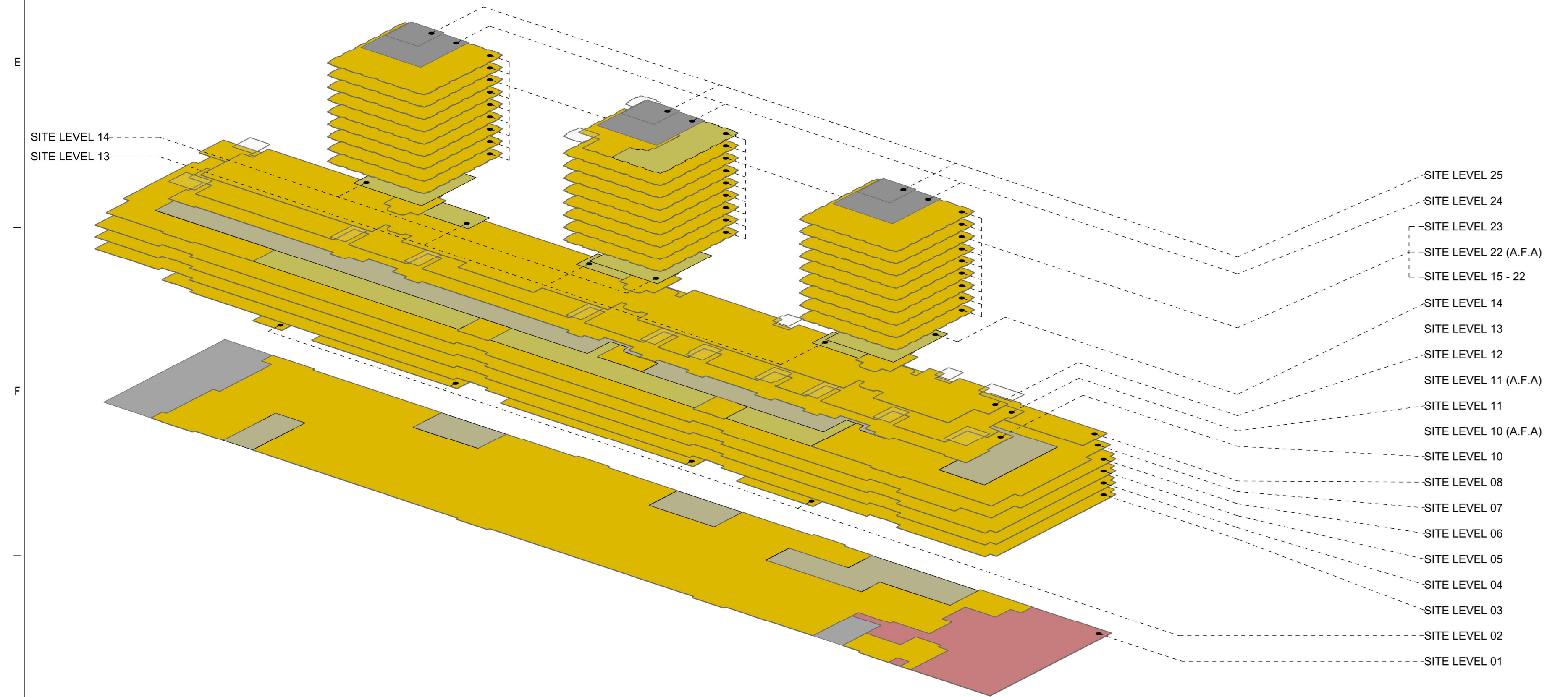
RESIDENTIAL UNIT	RESIDENTIAL AMENITY	RESIDENTIAL PARKING	OFFICE	RETAIL	PLANT	EXCLUDED AREAS**
------------------	---------------------	---------------------	--------	--------	-------	------------------

BLOCK 02	RESIDENTIAL			TOTAL RESIDENTIAL AREA	TOTAL OFFICE AREA	TOTAL RETAIL AREA	TOTAL FLOOR AREA
	UNIT AREA*	AMENITY AREA	PARKING AREA				
SITE LEVEL 25	2,000 SF			2,000 SF			2,000 SF
SITE LEVEL 24	6,986 SF			6,986 SF			6,986 SF
SITE LEVEL 15 - 23	169,973 SF			169,973 SF			169,973 SF
SITE LEVEL 14	1,970 SF	6,463 SF		8,433 SF			8,433 SF
SITE LEVEL 13	2,247 SF	3,834 SF		6,081 SF			6,081 SF
SITE LEVEL 12	31,152 SF			31,152 SF			31,152 SF
SITE LEVEL 11 (ADDITIONAL FLOOR AREA ABOVE 15 FT)**	1,742 SF			1,742 SF			1,742 SF
SITE LEVEL 11	37,149 SF			37,149 SF			37,149 SF
SITE LEVEL 10 (ADDITIONAL FLOOR AREA ABOVE 15 FT)**	3,919 SF			3,919 SF			3,919 SF
SITE LEVEL 10	31,629 SF			31,629 SF			31,629 SF
SITE LEVEL 09							
SITE LEVEL 08	28,456 SF			28,456 SF			28,456 SF
SITE LEVEL 07	33,399 SF	8,985 SF	47,035 SF	89,419 SF			89,419 SF
SITE LEVEL 06	40,148 SF	5,563 SF	49,113 SF	94,824 SF			94,824 SF
SITE LEVEL 05	39,672 SF		49,113 SF	88,785 SF			88,785 SF
SITE LEVEL 04	36,481 SF		48,105 SF	84,586 SF		11,099 SF	95,685 SF
SITE LEVEL 03	13,534 SF		4,037 SF	17,571 SF			17,571 SF
SITE LEVEL 02							
SITE LEVEL 01 (ADDITIONAL FLOOR AREA ABOVE 20 FT)**				3,466 SF		3,466 SF	3,466 SF
SITE LEVEL 01	29,715 SF		2,002 SF	31,717 SF		69,769 SF	101,486 SF
TOTAL BLOCK AREA	509,969 SF	24,845 SF	199,405 SF	734,219 SF		84,334 SF	818,553 SF

NOTE:
 *BASE OF STAIRWELLS, BASE OF ELEVATOR SHAFTS, SERVICES AND MECHANICAL EQUIPMENT ROOMS ARE INCLUDED IN THE FLOOR AREA.
 **PER CUPERTINO MUNICIPAL CODE 19.08.030
 ***EXCLUDED AREAS SUCH AS PARKING FACILITIES OTHER THAN RESIDENTIAL GARAGES (PARKING RAMPS TO BASEMENT, DRIVE AISLES), LOADING, TRASH CENTER.

BLOCK 1
N.T.S. 1

BLOCK 2
N.T.S. 2



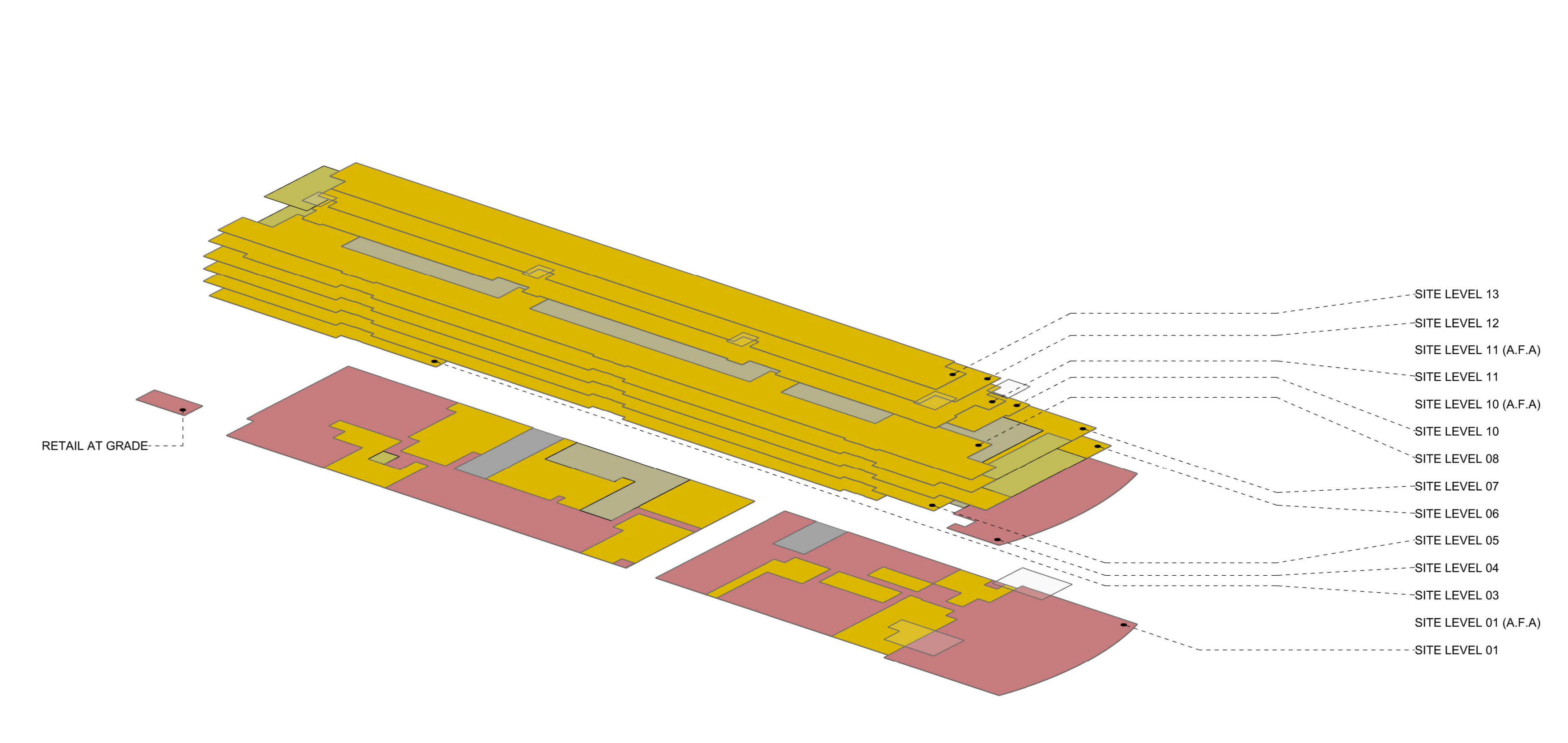
LEGEND

RESIDENTIAL UNIT	RESIDENTIAL AMENITY	RESIDENTIAL PARKING	OFFICE	RETAIL	PLANT	EXCLUDED AREAS**
------------------	---------------------	---------------------	--------	--------	-------	------------------

BLOCK 03	RESIDENTIAL			TOTAL RESIDENTIAL AREA	TOTAL OFFICE AREA	TOTAL RETAIL AREA	TOTAL FLOOR AREA
	UNIT AREA*	AMENITY AREA	PARKING AREA				
SITE LEVEL 25	2,999 SF			2,999 SF			2,999 SF
SITE LEVEL 24	10,455 SF			10,455 SF			10,455 SF
SITE LEVEL 23	23,164 SF	4,312 SF		27,476 SF			27,476 SF
SITE LEVEL 22 (ADDITIONAL FLOOR AREA ABOVE 15 FT)**	876 SF			876 SF			876 SF
SITE LEVEL 15 - 22	226,712 SF			226,712 SF			226,712 SF
SITE LEVEL 14	2,955 SF	9,694 SF		12,649 SF			12,649 SF
SITE LEVEL 13	3,073 SF	3,834 SF		6,907 SF			6,907 SF
SITE LEVEL 12	51,591 SF			51,591 SF			51,591 SF
SITE LEVEL 11 (ADDITIONAL FLOOR AREA ABOVE 15 FT)**	2,002 SF			2,002 SF			2,002 SF
SITE LEVEL 11	60,409 SF			60,409 SF			60,409 SF
SITE LEVEL 10 (ADDITIONAL FLOOR AREA ABOVE 15 FT)**	4,901 SF			4,901 SF			4,901 SF
SITE LEVEL 10	50,107 SF			50,107 SF			50,107 SF
SITE LEVEL 09							
SITE LEVEL 08	46,659 SF			46,659 SF			46,659 SF
SITE LEVEL 07	49,783 SF	14,806 SF	70,536 SF	135,125 SF			135,125 SF
SITE LEVEL 06	65,482 SF		75,220 SF	140,702 SF			140,702 SF
SITE LEVEL 05	65,935 SF		75,220 SF	141,155 SF			141,155 SF
SITE LEVEL 04	65,935 SF		75,220 SF	141,155 SF			141,155 SF
SITE LEVEL 03	58,296 SF		75,220 SF	133,516 SF			133,516 SF
SITE LEVEL 02	23,284 SF		38,078 SF	61,362 SF			61,362 SF
SITE LEVEL 01	98,912 SF		109,274 SF	208,186 SF	16,554 SF	16,554 SF	224,740 SF
TOTAL BLOCK AREA	911,530 SF	32,646 SF	421,854 SF	1,366,030 SF		16,554 SF	1,382,584 SF

NOTE:
 *BASE OF STAIRWELLS, BASE OF ELEVATOR SHAFTS, SERVICES AND MECHANICAL EQUIPMENT ROOMS ARE INCLUDED IN THE FLOOR AREA.
 **PER CUPERTINO MUNICIPAL CODE 19.08.030
 ***EXCLUDED AREAS SUCH AS PARKING FACILITIES OTHER THAN RESIDENTIAL GARAGES (PARKING RAMPS TO BASEMENT, DRIVE AISLES), LOADING, TRASH CENTER.

BLOCK 3
N.T.S. 3




LEGEND

RESIDENTIAL UNIT	RESIDENTIAL AMENITY	RESIDENTIAL PARKING	OFFICE	RETAIL	PLANT	EXCLUDED AREAS**
------------------	---------------------	---------------------	--------	--------	-------	------------------

BLOCK 04	RESIDENTIAL			TOTAL RESIDENTIAL AREA	TOTAL OFFICE AREA	TOTAL RETAIL AREA	TOTAL FLOOR AREA
	UNIT AREA*	AMENITY AREA	PARKING AREA				
SITE LEVEL 25							
SITE LEVEL 24							
SITE LEVEL 15 - 23							
SITE LEVEL 14							
SITE LEVEL 13							
SITE LEVEL 12							
SITE LEVEL 11 (ADDITIONAL FLOOR AREA ABOVE 15 FT)**							
SITE LEVEL 11	52,474 SF	2,793 SF		55,267 SF			55,267 SF
SITE LEVEL 10 (ADDITIONAL FLOOR AREA ABOVE 15 FT)**	948 SF			948 SF			948 SF
SITE LEVEL 10	37,762 SF	916 SF		38,678 SF			38,678 SF
SITE LEVEL 09							
SITE LEVEL 08	29,962 SF			29,962 SF			29,962 SF
SITE LEVEL 07	44,991 SF	4,177 SF	58,830 SF	107,998 SF			107,998 SF
SITE LEVEL 06	53,506 SF	3,382 SF	58,811 SF	115,701 SF			115,701 SF
SITE LEVEL 05	50,551 SF		59,473 SF	109,924 SF			109,924 SF
SITE LEVEL 04	45,888 SF		59,404 SF	105,292 SF		11,140 SF	116,432 SF
SITE LEVEL 03	33,401 SF		771 SF	34,172 SF			34,172 SF
SITE LEVEL 02							
SITE LEVEL 01 (ADDITIONAL FLOOR AREA ABOVE 20 FT)**				3,644 SF		3,644 SF	3,644 SF
SITE LEVEL 01	33,799 SF	285 SF	5,466 SF	39,550 SF		70,501 SF	110,051 SF
TOTAL BLOCK AREA	454,153 SF	11,553 SF	242,755 SF	708,461 SF		85,285 SF	793,746 SF

NOTE:
 *BASE OF STAIRWELLS, BASE OF ELEVATOR SHAFTS, SERVICES AND MECHANICAL EQUIPMENT ROOMS ARE INCLUDED IN THE FLOOR AREA.
 **PER CUPERTINO MUNICIPAL CODE 19.08.030
 ***EXCLUDED AREAS SUCH AS PARKING FACILITIES OTHER THAN RESIDENTIAL GARAGES (PARKING RAMPS TO BASEMENT, DRIVE AISLES), LOADING, TRASH CENTER.

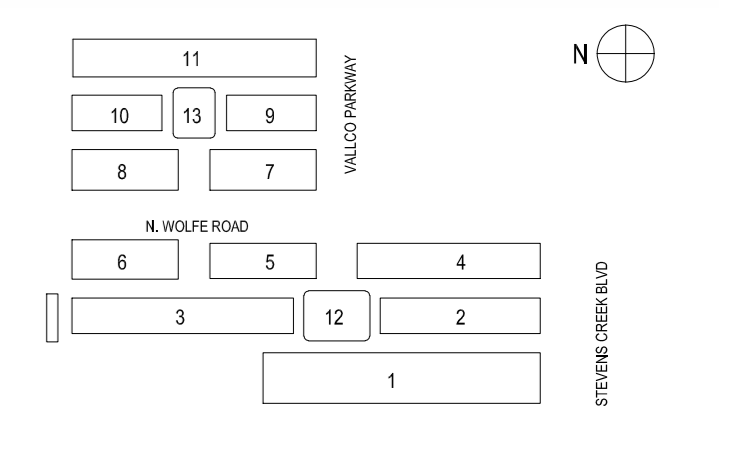
BLOCK 4
N.T.S. 4



NOT FOR CONSTRUCTION
 STAMP SIGNATURE
 DISCLAIMER
 THE ARCHITECT/ENGINEER SHALL HAVE NO RESPONSIBILITY FOR ANY LIABILITY, LOSS, COST, DAMAGE OR EXPENSE ARISING FROM OR RELATING TO ANY USE OF THIS DOCUMENT FOR ANY PURPOSE OTHER THAN THAT INTENDED BY THE ARCHITECT/ENGINEER. THIS DOCUMENT IS TO BE CONSIDERED IN CONJUNCTION WITH ALL RELATED DOCUMENTATION. ANY DISCREPANCIES IDENTIFIED IN THIS DOCUMENT MUST BE REPORTED IMMEDIATELY TO THE ARCHITECT BEFORE PROCEEDING. CONTRACTORS MUST VERIFY ALL DIMENSIONS PRIOR TO PROCEEDING WITH ANY WORK. ONLY FOUR DIMENSIONS ARE TO BE USED FOR VERIFICATION.

SB-35 MODIFICATION APPLICATION

REV	DESCRIPTION	DATE
REV-0	SB-35 APPLICATION - REVISION	08/06/2018
REV-1	SB-35 APPLICATION - CONFORM SET	09/15/2018
REV-2	SB-35 MODIFICATION APPLICATION	03/23/2022



KEY PLAN AND NORTH ARROW
 ARCHITECTS PROJECT NUMBER: 708.012

IF THIS DRAWING IS NOT 36"X48" IT IS A REDUCED PRINT. REFER TO GRAPHIC SCALE.
 SCALE: AS NOTED

AREA CALCULATION:
PER BLOCK AND LEVEL
(BLOCK 1 TO BLOCK 4)

SHEET TITLE:
P-0106