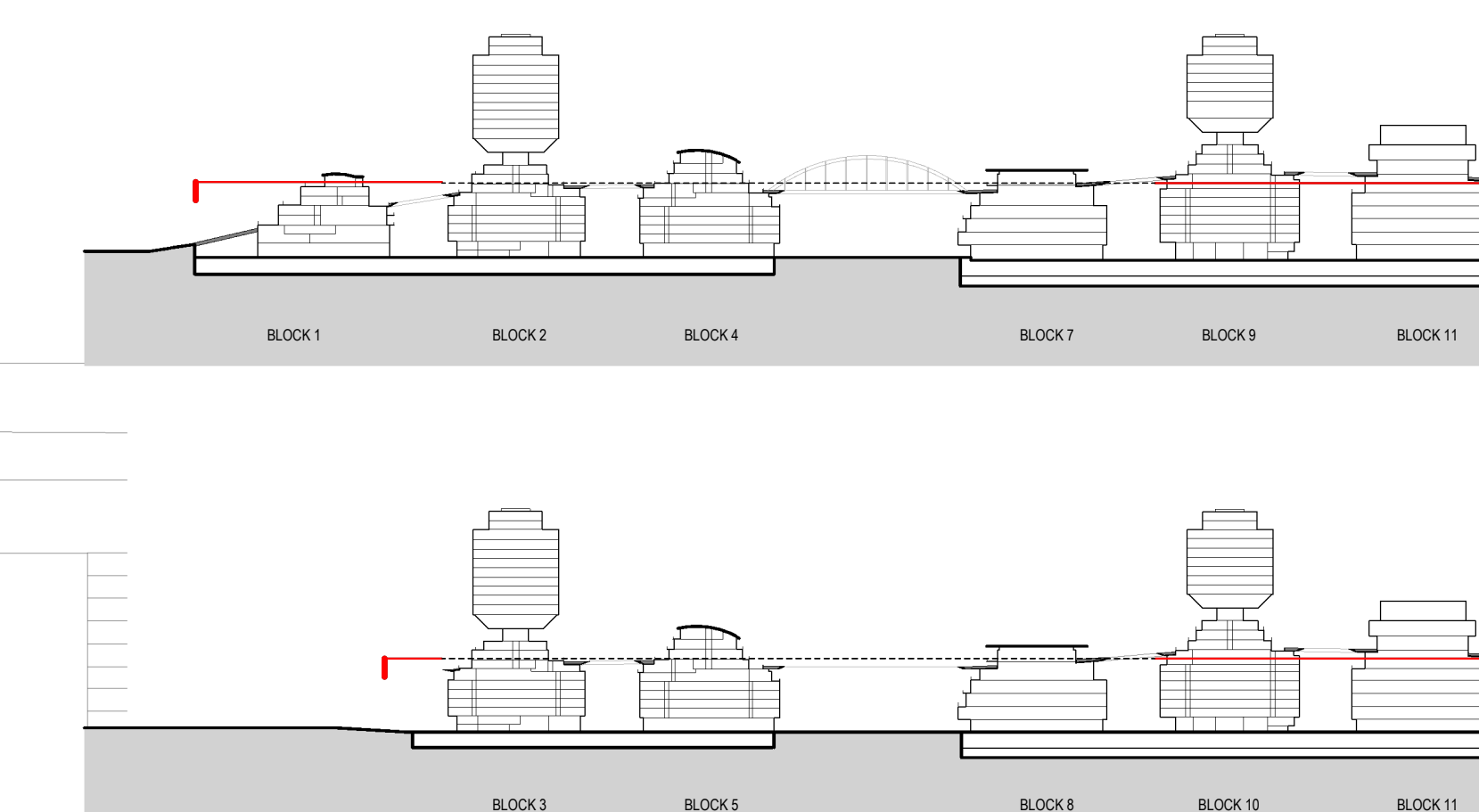


KEY SECTION



LEGEND

- RESIDENTIAL PARKING STALL
- SHARED COMMERCIAL PARKING STALL
- ADA PARKING STALL
- ADA VAN PARKING STALL
- EV PARKING STALL

THE RISE

OWNER - VALCO PROPERTY OWNER LLC
 2600 EL CAMINO REAL, SUITE 410, PALO ALTO, CA 94306
 T. 650.344.1030

ARCHITECTURE - RAFAEL VINOLY ARCHITECTS
 315 PEARL STREET, 31ST FLOOR, NEW YORK, NY 10038
 T. 406.627.7090

ARCHITECTURE - RAFAEL VINOLY ARCHITECTS
 10123 N. WOLFE ROAD, CUPERTINO, CA 95014
 T. 408.627.7090

LANDSCAPE ARCHITECTURE - OLIN PARTNERSHIP LTD.
 1817 JOHN F. KENNEDY BLVD, SUITE 1900, PHILADELPHIA, PA 19103
 T. 214.440.0030

CIVIL - SANDS CIVIL ENGINEERS SURVEYORS PLANNERS, INC.
 1100 S. WINCHESTER BLVD, SUITE 200, CARPISBELL, CA 95008
 T. 408.636.0900

TRAFFIC - KIMLEY-HORN AND ASSOCIATES, INC.
 100 W. SAN FERNANDO STREET, SUITE 200, SAN JOSE, CA 95113
 T. 669.800.4130

LIGHTING DESIGN - ONE LUX STUDIO
 198 WEST 29TH STREET, 10TH FLOOR, NEW YORK, NY 10001
 T. 212.301.6790

SIGNAGE & WAYFINDING - EXIT DESIGN
 725 N. 4TH STREET, PHILADELPHIA, PA 19123
 T. 215.581.1950

PARKING ENGINEERING - WATRY DESIGN, INC.
 2099 GATEWAY PLACE, SUITE 550, SAN JOSE, CA 95110
 T. 408.362.7000

WASTE MANAGEMENT - WASTE MANAGEMENT & LOGISTICS - CAN-LITTLE
 195 2ND STREET, SAN FRANCISCO, CA 94105
 T. 415.522.9800

Street Level	Block 1	Block 2	Block 3	Block 4	Block 5	Block 6	Block 7	Block 8	Block 9	Block 10	Block 11	TOTAL
Regular	13	20	18	17	10	9	13	10	4	7	23	151
ADA	-	-	-	-	-	-	-	-	-	-	-	-
ADA Van	-	-	-	-	-	-	-	-	-	-	-	-
EV	-	-	-	-	-	-	-	-	-	-	-	-
Total	13	20	18	17	10	9	13	10	4	7	23	151

Total Shared Commercial in Buildings

Block	1	2	3	4	5	6	7	8	9	10	11	TOTAL
Regular	36	-	-	-	-	-	-	-	-	-	-	36
ADA	1	-	-	-	-	-	-	-	-	-	-	1
ADA Van	1	-	-	-	-	-	-	-	-	-	-	1
EV	5	-	-	-	-	-	-	-	-	-	-	5
Total	43	-	-	-	-	-	-	-	-	-	-	43

Level 4 (Residential)

Block	1	2	3	4	5	6	7	8	9	10	11	TOTAL
Regular	-	-	19	18	102	43	-	-	-	2	2	167
ADA	-	-	3	5	-	-	-	-	-	2	2	12
ADA Van	-	-	1	2	-	-	-	-	-	3	3	9
EV	-	-	5	10	4	-	-	-	-	3	3	40
Total	-	-	28	35	110	43	-	-	-	8	8	235

Total Residential in Buildings

Block	1	2	3	4	5	6	7	8	9	10	11	TOTAL
Regular	254	250	589	417	236	-	-	199	159	-	-	2,255
ADA	5	5	10	7	5	-	-	4	4	-	-	41
ADA Van	1	2	3	2	1	-	-	1	1	-	-	12
EV	13	26	30	20	13	-	-	11	11	-	-	105
Total	273	283	632	446	255	-	-	215	185	-	-	2,516

Level 5 (Residential)

Block	1	2	3	4	5	6	7	8	9	10	11	TOTAL
Regular	-	67	116	112	53	-	-	-	-	30	30	438
ADA	-	-	3	-	-	-	-	-	-	1	1	5
ADA Van	-	-	3	-	-	-	-	-	-	3	3	9
EV	-	-	3	11	53	-	-	-	-	30	30	130
Total	-	67	122	112	53	-	-	-	-	64	64	436

Level 1 (Shared Commercial)

Block	1	2	3	4	5	6	7	8	9	10	11	TOTAL
Regular	36	-	-	-	-	-	-	-	-	-	-	36
ADA	1	-	-	-	-	-	-	-	-	-	-	1
ADA Van	1	-	-	-	-	-	-	-	-	-	-	1
EV	5	-	-	-	-	-	-	-	-	-	-	5
Total	43	-	-	-	-	-	-	-	-	-	-	43

Level 6 (Residential)

Block	1	2	3	4	5	6	7	8	9	10	11	TOTAL
Regular	-	-	71	125	117	55	-	-	-	32	32	432
ADA	-	-	3	-	-	-	-	-	-	-	-	3
ADA Van	-	-	3	-	-	-	-	-	-	-	-	3
EV	-	-	3	11	53	-	-	-	-	30	30	130
Total	-	-	77	139	120	55	-	-	-	62	62	468

Level 2 (Residential)

Block	1	2	3	4	5	6	7	8	9	10	11	TOTAL
Regular	104	-	64	-	41	-	-	-	-	-	-	209
ADA	5	-	10	-	7	-	-	-	-	-	-	32
ADA Van	1	-	2	-	1	-	-	-	-	-	-	4
EV	13	-	13	-	13	-	-	-	-	-	-	39
Total	133	-	89	-	62	-	-	-	-	-	-	283

Level 3 (Residential)

Block	1	2	3	4	5	6	7	8	9	10	11	TOTAL
Regular	130	51	87	81	38	-	-	25	20	-	-	331
ADA	2	2	7	4	-	-	-	1	1	-	-	17
ADA Van	1	1	2	-	-	-	-	1	1	-	-	6
EV	11	15	13	9	-	-	-	6	6	-	-	50
Total	154	71	109	94	38	-	-	33	28	-	-	412

Level 3 (Residential)

Block	1	2	3	4	5	6	7	8	9	10	11	TOTAL
Regular	130	51	87	81	38	-	-	25	20	-	-	331
ADA	2	2	7	4	-	-	-	1	1	-	-	17
ADA Van	1	1	2	-	-	-	-	1	1	-	-	6
EV	11	15	13	9	-	-	-	6	6	-	-	50
Total	154	71	109	94	38	-	-	33	28	-	-	412

Level 4 (Residential)


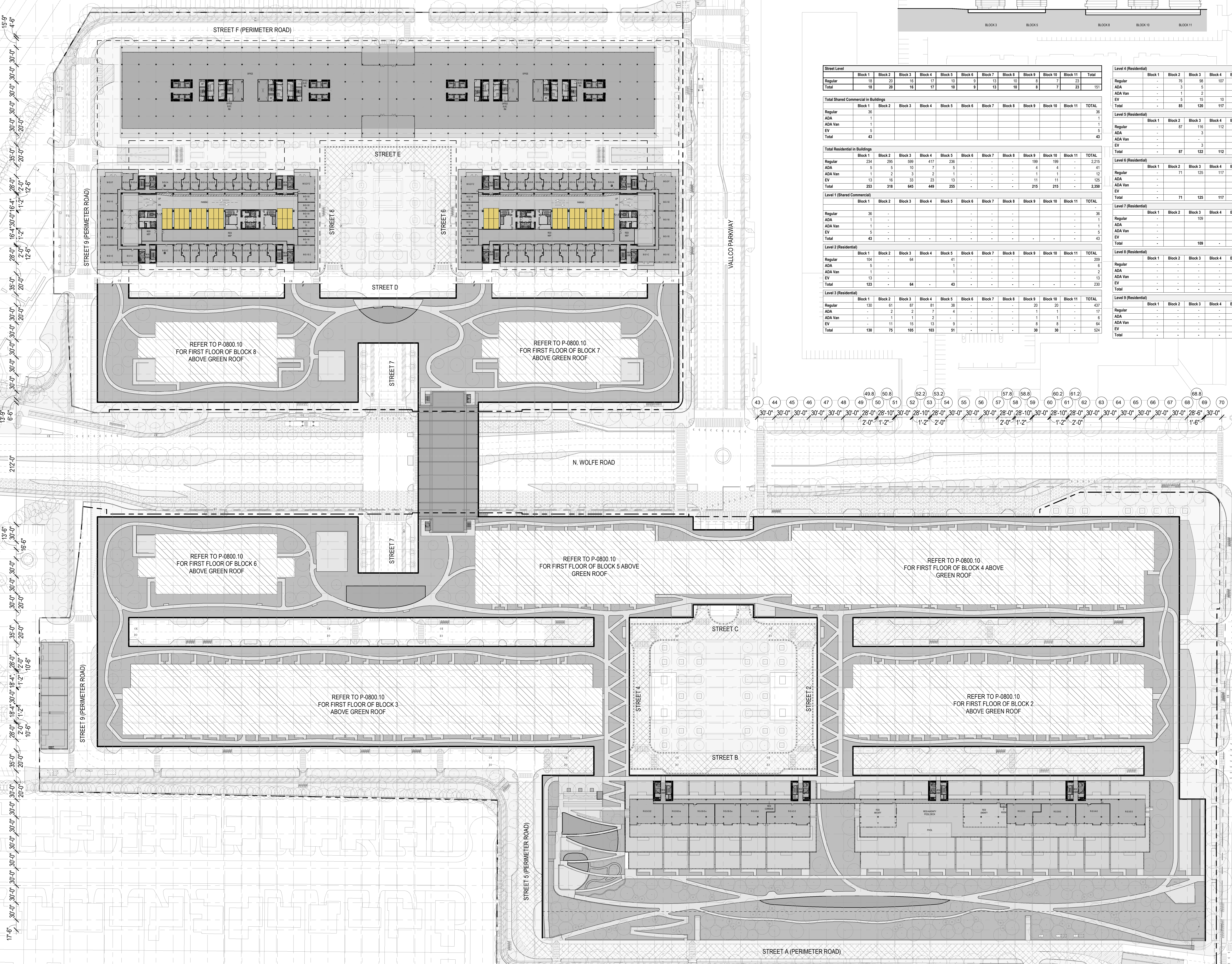
Block	1	2	3	4	5	6	7	8	9	10	11	TOTAL
Regular	-	-	71	125	117	55	-	-	-	32	32	432
ADA	-	-	3	-	-	-	-	-	-	-	-	3
ADA Van	-	-	3	-	-	-	-	-	-	-	-	3
EV	-	-	3	11	53	-	-	-	-	30	30	130
Total	-	-	77	139	120	55	-	-	-	62	62	468

Level 5 (Residential)

Block	1	2	3	4	5	6	7	8	9	10	11	TOTAL
Regular	-	-	71	125	117	55	-	-	-	32	32	432
ADA	-	-	3	-	-	-	-	-	-	-	-	3
ADA Van	-	-	3	-	-	-	-	-	-	-	-	3
EV	-	-	3	11	53	-	-	-	-	30	30	130
Total	-	-	77	139	120	55	-	-	-	62	62	468

Level 6 (Residential)

Block	1	2	3	4	5	6	7	8	9	10	11	TOTAL
Regular	-	-	71	125	117	55	-	-	-	32	32	432
ADA	-	-	3	-	-	-	-	-	-	-	-	3
ADA Van	-	-	3	-	-	-	-	-	-	-	-	3
EV	-	-	3	11	53	-	-	-	-	30	30	130
Total	-	-	77	139	120	55	-	-	-	62	62	468



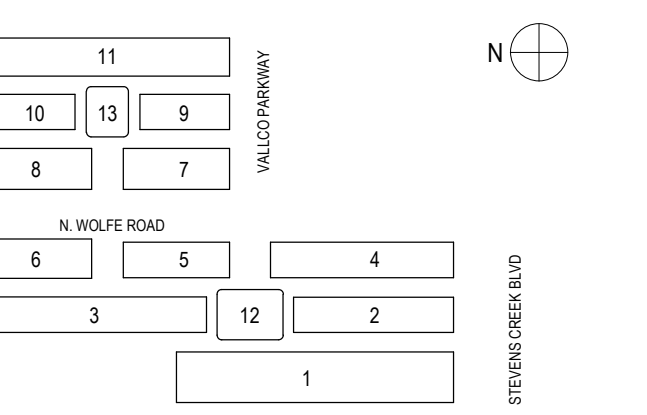
NOT FOR CONSTRUCTION

STAMP SIGNATURE

DISCLAIMER
 THE ARCHITECT/ENGINEER SHALL HAVE NO RESPONSIBILITY FOR ANY LIABILITY, LOSS, COST, DAMAGE OR EXPENSE ARISING FROM OR RELATING TO ANY USE OF THIS DOCUMENT FOR ANY PURPOSE OTHER THAN ITS INTENDED PURPOSE ON THIS PROJECT. THIS DOCUMENT IS TO BE CONSIDERED IN CONJUNCTION WITH ALL RELATED DOCUMENTATION. ANY DISCREPANCIES IDENTIFIED IN THIS DOCUMENT MUST BE REPORTED IMMEDIATELY TO THE ARCHITECT BEFORE PROCEEDING. CONTRACTORS MUST VERIFY ALL DIMENSIONS PRIOR TO PROCEEDING WITH ANY WORK. ONLY FIGURED DIMENSIONS ARE TO BE USED FOR VERIFICATION.


SB-35 MODIFICATION APPLICATION

REV	DESCRIPTION	DATE
REV-0	SB-35 DEVELOPMENT APPLICATION	03/27/2018
REV-1	SB-35 APPLICATION - REVISION	07/31/2018
REV-2	SB-35 APPLICATION - CONFORM SET	08/15/2018
REV-3	SB-35 MODIFICATION APPLICATION	03/23/2022



KEY PLAN AND NORTH ARROW
 ARCHITECTS PROJECT NUMBER 708.012

IF THIS DRAWING IS NOT 36"x48" IT IS A REDUCED PRINT.
 REFER TO GRAPHIC SCALE



SCALE: 1/8"=1'-0"
PARKING PLAN - FF ELEVATION
 @ 263'-9"

SHEET TITLE
P-0900.09

SHEET NUMBER
 © 2022 RAFAEL VINOLY ARCHITECTS P.C.