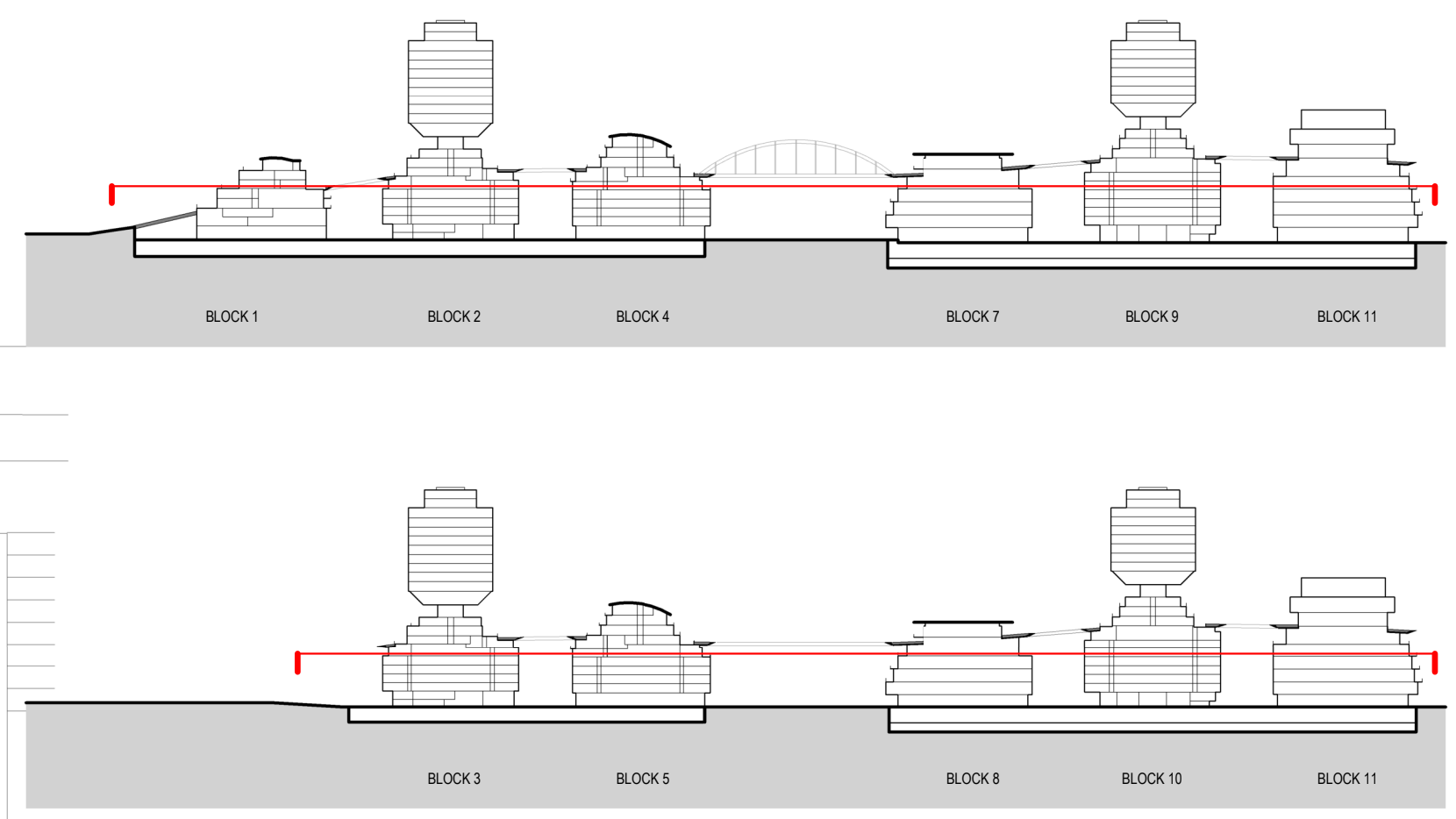


KEY SECTION



- LEGEND**
- OFFICE
 - RESIDENTIAL
 - RETAIL
 - LOADING & TRASH/ NON-RESIDENTIAL PARKING FACILITIES
 - CORE SHAFTS/UTILITIES/PLANT/ATTIC
 - BALCONY/TERRACE
 - BUILDING ROOF
 - BALCONY/TERRACE/ROOF BELOW
 - RESIDENTIAL PARKING STALL
 - ADA PARKING STALL
 - ADA VAN PARKING STALL
 - EV PARKING STALL

- NOTES**
1. DOUBLE HEIGHT SPACE ARE ALSO COUNTED TOWARDS PROGRAM AREAS.
 2. INTERIOR DEMISING PARTITIONS FOR OFFICE, RETAIL, AND RESIDENTIAL ARE ILLUSTRATIVE AND SUBJECT TO CHANGE WITH TENANT FIT-OUT.
 3. PARKING LAYOUT IS PRELIMINARY TO BE FINALIZED WITH BUILDING PERMITS.

THE RISE

OWNER - VALCO PROPERTY OWNER LLC
 2600 EL CAMINO REAL, SUITE 410, PALO ALTO, CA 94306
 T. 650-344-1030

ARCHITECTURE - RAFAEL VINOLY ARCHITECTS
 315 PEARL STREET, 31ST FLOOR, NEW YORK, NY 10038
 T. 212-924-0500

ARCHITECTURE - RAFAEL VINOLY ARCHITECTS
 10123 N. WOLFE ROAD, CUPERTINO, CA 95014
 T. 408-627-7090

LANDSCAPE ARCHITECTURE - OLIN PARTNERSHIP LTD.
 1617 JOHN F. KENNEDY BLVD, SUITE 1900, PHILADELPHIA, PA 19103
 T. 215-440-0030

CIVIL - SANDS CIVIL ENGINEERS SURVEYORS PLANNERS, INC.
 1100 S. WINCHESTER BLVD, SUITE 200, CAMPBELL, CA 95008
 T. 408-636-0500


TRAFFIC - KIMLEY-HORN AND ASSOCIATES, INC.
 100 W. SAN FERNANDO STREET, SUITE 200, SAN JOSE, CA 95113
 T. 408-362-7000

LIGHTING DESIGN - ONE LUX STUDIO
 198 WEST 29TH STREET, 10TH FLOOR, NEW YORK, NY 10001
 T. 212-301-6790

SIGNAGE & WAYFINDING - EXIT DESIGN
 725 N. 4TH STREET, PHILADELPHIA, PA 19123
 T. 215-581-1950

PARKING ENGINEERING - WATRY DESIGN, INC.
 2099 GATEWAY PLACE, SUITE 550, SAN JOSE, CA 95110
 T. 408-362-7000

FOOD SERVICE, WASTE MANAGEMENT & LOGISTICS - CNU-LITTLE
 196 2ND STREET, SAN FRANCISCO, CA 94105
 T. 415-922-9800



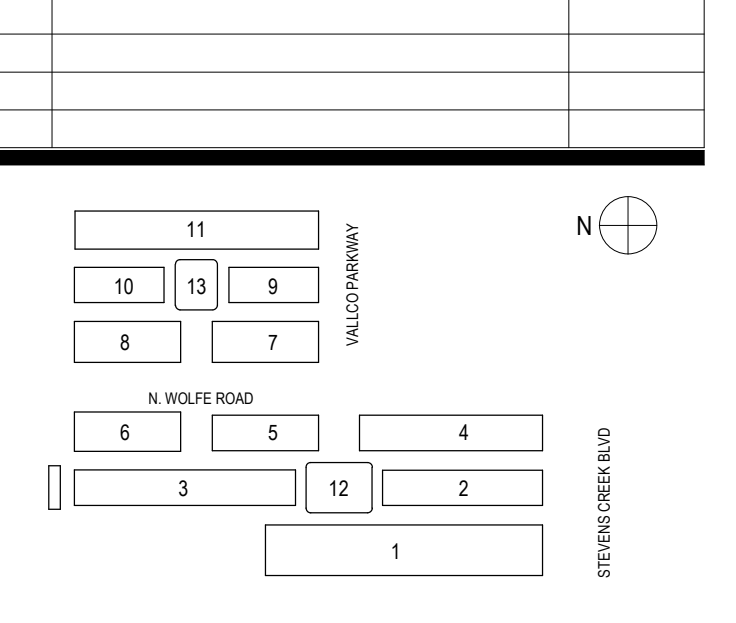
NOT FOR CONSTRUCTION

STAMP SIGNATURE

DISCLAIMER
 THE ARCHITECT/ENGINEER SHALL HAVE NO RESPONSIBILITY FOR ANY LIABILITY, LOSS, COST, DAMAGE OR EXPENSE ARISING FROM OR RELATING TO ANY USE OF THIS DOCUMENT FOR ANY PURPOSE OTHER THAN ITS INTENDED PURPOSE ON THIS PROJECT. THIS DOCUMENT IS TO BE CONSIDERED IN CONJUNCTION WITH ALL RELATED DOCUMENTATION. ANY DISCREPANCIES IDENTIFIED IN THIS DOCUMENT MUST BE REPORTED IMMEDIATELY TO THE ARCHITECT BEFORE PROCEEDING. CONTRACTORS MUST VERIFY ALL DIMENSIONS PRIOR TO PROCEEDING WITH ANY WORK. ONLY FIGURED DIMENSIONS ARE TO BE USED FOR VERIFICATION.

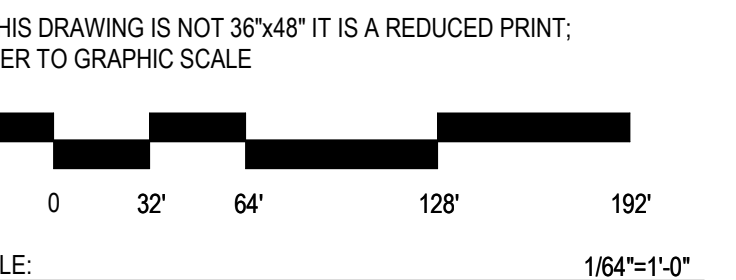
SB-35 MODIFICATION APPLICATION

REV	DESCRIPTION	DATE
REV-0	SB-35 DEVELOPMENT APPLICATION	03/27/2018
REV-1	SB-35 APPLICATION - REVISION	08/06/2018
REV-2	SB-35 APPLICATION - CONFORM SET	09/15/2018
REV-3	SB-35 MODIFICATION APPLICATION	03/23/2022



KEY PLAN AND NORTH ARROW

ARCHITECTS PROJECT NUMBER: 708.012



IF THIS DRAWING IS NOT 36"x48" IT IS A REDUCED PRINT. REFER TO GRAPHIC SCALE.

BUILDING PLAN - FF ELEVATION @ 244'-7" (NAVD 88)

SHEET TITLE: **P-0800.07**

SHEET NUMBER: 0122 RAFAEL VINOLY ARCHITECTS PC

