

# CONSTRUCTION DOCUMENTS

# CITY OF CUPERTINO CIVIC CENTER IMPROVEMENTS CITY HALL AND LIBRARY

## ARCHITECTS

HED ARCHITECTS INC.

460 SEAPORT COURT #202, PORT OF REDWOOD CITY, CA. 94063

(415) 361-1209

## STRUCTURAL ENGINEERS

CYGNA

2 NORTH MARKET STREET, SUITE #5000, SAN JOSE, CA. 95113

(408) 286-6800

## MECHANICAL ENGINEERS

PRACTICON ASSOCIATES

801 E. CHARLESTON ROAD, PALO ALTO, CA. 94303

(415) 494-9371

## ELECTRICAL ENGINEERS

DMA ASSOCIATES

18805 COX AVENUE, SARATOGA, CA. 95070

(408) 370-1000

## LANDSCAPE ARCHITECT

THE SWA GROUP

2200 BRIDGWAY BOULEVARD, SAUSALITO, CA. 94965

(415) 332-5100

## ACOUSTICAL ENGINEER

CHARLES SALTER ASSOCIATES, INC.

930 MONTGOMERY STREET, SAN FRANCISCO, CA. 94133

(415) 397-0442

## CIVIL ENGINEERS

MISSION ENGINEERS

2285 MARTIN AVENUE, SANTA CLARA, CA. 95050

(408) 727-8262

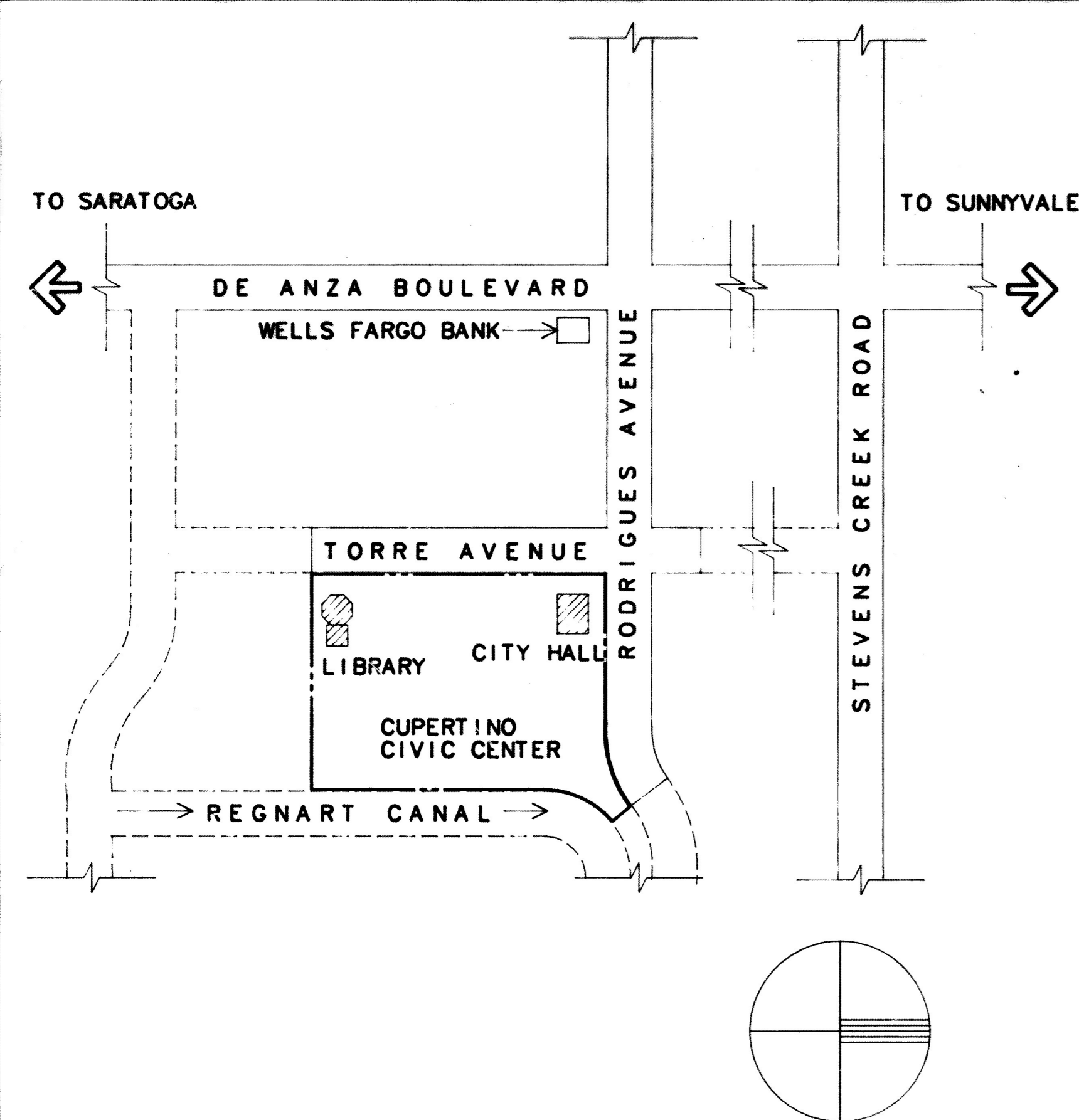
## GEOTECHNICAL ENGINEERS

TEJIMA ASSOCIATES INC.

617 VETERANS BOULEVARD, REDWOOD CITY, CA. 94063

(415) 367-1701

## PROJECT LOCATION



## SHEET INDEX

### CIVIL

- SD1.1 TOPO/DEMOLITION PLAN
- SD1.2 TOPO/DEMOLITION PLAN
- SD2.1 DIMENSIONED SITE PLAN
- SD2.2 DIMENSIONED SITE PLAN
- SD3.1 GRADING, DRAINAGE & UTILITY PLAN
- SD3.2 GRADING, DRAINAGE & UTILITY PLAN

### ARCHITECTURAL

- A0.1 TITLE SHEET
- A1.1 CITY HALL: MAIN LEVEL DEMOLITION PLAN
- A1.2 CITY HALL: TERRACE LEVEL DEMOLITION PLAN
- A1.3 LIBRARY: MAIN LEVEL DEMOLITION PLAN
- A1.4 LIBRARY: MEZZANINE LEVEL DEMOLITION PLAN
- A1.5 LIBRARY: TERRACE LEVEL DEMOLITION PLAN
- A2.1 CITY HALL: MAIN LEVEL PLAN
- A2.2 CITY HALL: TERRACE LEVEL PLAN
- A2.3 CITY HALL: MAIN LEVEL FINISH PLAN
- A2.4 CITY HALL: TERRACE LEVEL FINISH PLAN
- A2.5 CITY HALL: MAIN LEVEL FURNITURE PLAN
- A2.6 CITY HALL: TERRACE LEVEL FURNITURE PLAN
- A2.7 LIBRARY: MAIN LEVEL PLAN
- A2.8 LIBRARY: MEZZANINE LEVEL PLAN
- A2.9 LIBRARY: TERRACE LEVEL PLAN
- A2.10 LIBRARY: MAIN LEVEL FINISH PLAN
- A2.11 LIBRARY: MEZZANINE LEVEL FINISH PLAN
- A2.12 LIBRARY: TERRACE LEVEL FINISH PLAN
- A2.13 LIBRARY: MAIN LEVEL FURNITURE PLAN
- A2.14 LIBRARY: MEZZANINE LEVEL FURNITURE PLAN
- A2.15 LIBRARY: TERRACE LEVEL FURNITURE PLAN
- A3.1 CITY HALL: EXTERIOR ELEVATIONS
- A3.2 LIBRARY: EXTERIOR ELEVATIONS
- A4.1 CITY HALL: BUILDING SECTIONS
- A4.2 LIBRARY: BUILDING SECTIONS
- A5.1 CITY HALL: INTERIOR ELEVATIONS
- A5.2 CITY HALL: INTERIOR ELEVATIONS
- A5.3 CITY HALL: INTERIOR ELEVATIONS
- A5.4 CITY HALL: INTERIOR ELEVATIONS
- A5.5 LIBRARY: TOILET PLANS & ELEVATIONS
- A5.6 LIBRARY: INTERIOR ELEVATIONS
- A5.7 LIBRARY: INTERIOR ELEVATIONS
- A6.1 CITY HALL: MAIN LEVEL REFLECTED CEILING PLAN
- A6.2 CITY HALL: TERRACE LEVEL REFLECTED CEILING PLAN
- A6.3 LIBRARY: MAIN LEVEL REFLECTED CEILING PLAN
- A6.4 LIBRARY: TERRACE LEVEL REFLECTED CLG. PLAN
- A6.5 LIBRARY: MAIN LEVEL/UPPER REFLECTED CLG. PLAN
- A7.1 CITY HALL: STAIR PLANS AND SECTIONS
- A7.2 LIBRARY: STAIR PLANS AND SECTIONS
- A8.1 CITY HALL: ROOF PLAN
- A8.2 LIBRARY: ROOF PLAN
- NOT INCLUDED IN THIS SET

### STRUCTURAL

- S1.0 GENERAL NOTES
- S2.1 CITY HALL: FOUNDATION PLAN
- S2.2 CITY HALL: FIRST FLOOR PLAN
- S3.1 LIBRARY: FOUNDATION & 1ST FLOOR PLAN
- S3.2 LIBRARY: ROOF PLAN

### PLUMBING, FIRE PROTECTION

- PF.1 PLUMBING & FIRE PROTECTION: PARTIAL SITE PLAN  
LEGEND & DRAWING INDEX
- P2.1 CITY HALL: PLUMBING - FIRST FLOOR PLAN
- P2.2 CITY HALL: PLUMBING - TERRACE LEVEL PLAN
- P2.7 LIBRARY: PLUMBING - MAIN LEVEL PLAN
- P2.8 LIBRARY: PLUMBING - TERRACE LEVEL PLAN
- P3.1 CITY HALL & LIBRARY: PLUMBING FIXTURES & EQUIPMENT SCHEDULES
- P5.1 CITY HALL & LIBRARY: PLUMBING - TOILET ROOMS
- F1.2 CITY HALL: FIRE PROTECTION TERRACE LEVEL DEMOLITION PLAN
- F2.1 CITY HALL: FIRE PROTECTION FIRST FLOOR PLAN
- F2.2 CITY HALL: FIRE PROTECTION TERRACE LEVEL PLAN
- F2.7 LIBRARY: FIRE PROTECTION MAIN LEVEL PLAN
- F2.8 LIBRARY: FIRE PROTECTION TERRACE LEVEL PLAN

### MECHANICAL

- M0 MECHANICAL LEGENDS & DRAWING INDEX
- M0.1 SCHEDULES
- M1.1 CITY HALL: MECH. DEMO. PLAN - FIRST FLOOR
- M1.2 CITY HALL: MECH. DEMO. PLAN - TERRACE LEVEL
- M2.1 CITY HALL: MECH. FIRST FLOOR PLAN
- M2.2 CITY HALL: MECH. TERRACE LEVEL PLAN
- M2.3 CITY HALL: MECH. PARTIAL PLANS & SECTIONS
- M2.4 LIBRARY: MECH. MAIN LEVEL PLAN
- M2.5 LIBRARY: MECH. TERRACE LEVEL PLAN
- M2.6 LIBRARY: MECH. ROOF PLANS & SECTIONS
- M3.1 CITY HALL: MECH. SECTIONS
- M4.1 CITY HALL: WATER PIPING DIAGRAMS
- M5.1 CONTROL DIAGRAMS
- M5.2 CONTROL DIAGRAMS

### ELECTRICAL

- E0.1 SYMBOL LIST & SCHEDULES
- E0.2 ELECTRICAL SITE PLAN - NORTH
- E0.3 ELECTRICAL SITE PLAN - SOUTH
- E1.1 CITY HALL: POWER DEMOLITION PLAN - MAIN LEVEL
- E1.2 CITY HALL: POWER & LIGHTING DEMOLITION PLAN - TERRACE LEVEL
- E1.3 CITY HALL: LIGHTING DEMOLITION PLAN - MAIN LEVEL
- E1.4 LIBRARY: POWER & LIGHTING DEMOLITION PLAN
- E2.1 CITY HALL: POWER PLAN - MAIN LEVEL
- E2.2 CITY HALL: POWER PLAN - TERRACE LEVEL
- E2.3 LIBRARY: POWER PLAN - MAIN LEVEL
- E2.4 LIBRARY: POWER PLAN - TERRACE LEVEL
- E3.1 CITY HALL: LIGHTING PLAN - MAIN LEVEL
- E3.2 CITY HALL: LIGHTING PLAN - TERRACE LEVEL
- E3.3 LIBRARY: LIGHTING PLAN - MAIN LEVEL
- E3.4 LIBRARY: LIGHTING PLAN - TERRACE LEVEL

### LANDSCAPE

- L1.1 LAYOUT PLAN
- L1.2 LAYOUT PLAN
- L2.1 FINE GRADING PLAN
- L2.2 FINE GRADING PLAN
- L3.1 PLANTING PLAN
- L3.2 PLANTING PLAN
- L3.3 PLANTING DETAILS & PLANT LIST
- L4.1 IRRIGATION PLAN
- L4.2 IRRIGATION PLAN
- L4.3 IRRIGATION DETAILS
- L5.1 FOUNTAIN DETAILS
- L6.1 CONSTRUCTION DETAILS
- L6.2 CONSTRUCTION DETAILS
- L6.3 CONSTRUCTION DETAILS
- FD-1 FOUNTAIN PLUMBING SCHEMATIC PLAN
- FD-2 FOUNTAIN MECHANICAL PLAN - 1
- FD-3 FOUNTAIN MECHANICAL PLAN - 2
- FD-4 FOUNTAIN ELECTRICAL PLAN - 1
- FD-5 FOUNTAIN ELECTRICAL PLAN - 2
- FD-6 FOUNTAIN ELECTRICAL PLAN
- FD-7 FOUNTAIN DETAILS
- FD-8 FOUNTAIN PUMP VAULT

## GENERAL NOTES


### CODE ANALYSIS

- APPLICABLE CODE: UNIFORM BUILDING CODE 1985 EDITION
- CITY HALL
- SQUARE FOOTAGE OF EXIST. BLDG. MAIN LEVEL 11,520
- TERRACE LEVEL 11,520
- TOTAL 23,040
- MAXIMUM ALLOWABLE SQUARE FOOTAGE 32,000
- OCCUPANCY GROUP: B-2 (COUNCIL CHAMBER A-3)
- CONSTRUCTION: TYPE V, WITH AUTOMATIC FIRE SPRINKLER SYSTEM THROUGHOUT
- ESSENTIAL FACILITY SEISMIC DESIGN FACTOR: 1.5
- LIBRARY
- SQUARE FOOTAGE: EXIST. BLDG. MEZZANINE 3,242
- MAIN LEVEL 12,142
- TERRACE LEVEL 12,142
- ADDITION MAIN LEVEL 5,773
- TERRACE LEVEL 5,773
- TOTAL 39,072
- MAXIMUM ALLOWABLE SQUARE FOOTAGE: 42,000
- OCCUPANCY GROUP: A2.1
- CONSTRUCTION: TYPE V-1 HR WITH AUTO. FIRE SPRINKLER SYSTEM THROUGHOUT
- REQUIREMENTS FOR 1 HR CONSTRUCTION WAIVED PER UBC SECTION 508
- SEISMIC DESIGN FACTOR: 1.0

1. AUTOMATIC FIRE SPRINKLER SYSTEMS REQUIRED THROUGHOUT CITY HALL AND LIBRARY. SYSTEM PLANS TO BE REVIEWED AND APPROVED BY BUILDING AND FIRE DEPARTMENTS. SEPARATE PERMIT REQUIRED.
2. FOR ALL REFERENCED DETAILS, SEE DETAIL MANUAL.

3. ARCHITECT/ENGINEER IS RESPONSIBLE FOR REVIEWING THE CONSTRUCTION OF THE CITY HALL ON PERIODIC BASIS AS PER ESSENTIAL SERVICES BUILDING REQUIREMENTS.

REVISIONS	BY
1	10/24/88
2	11/18/88
3	11/21/88
4	12/03/88
5	12/15/88

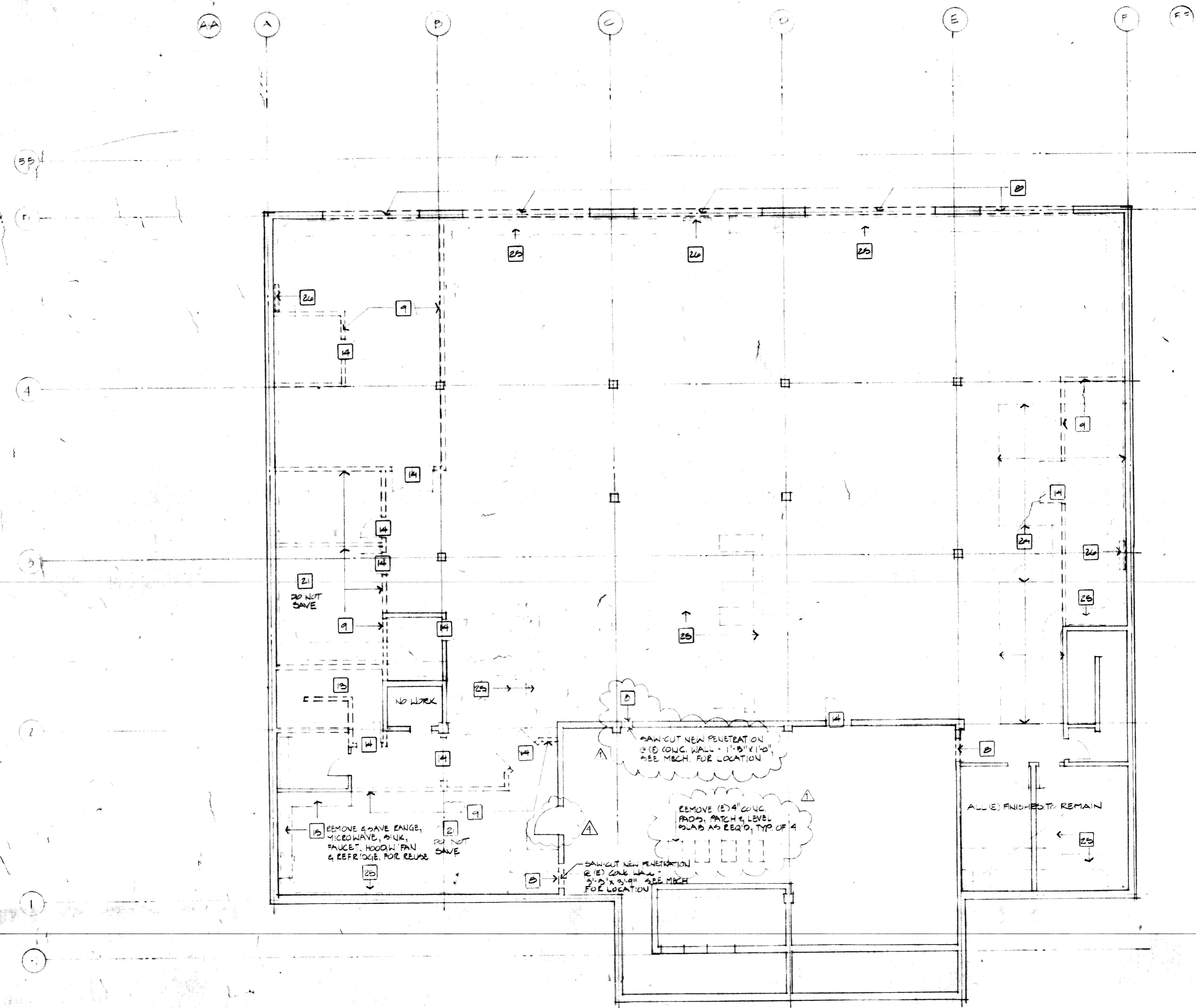



Civic Center Improvements  
**CITY OF CUPERTINO**  
 Cupertino, California

**CITY HALL & LIBRARY**  
**TITLE SHEET**

DRAWN
CHECKED
DATE 10/10/88
SCALE 1/8"=1'-0"
CDS NO. 8514.03
SHEET <b>A0.1</b>

REVISIONS	BY
10-24-86	
12-5-86	



- GENERAL NOTES:**
- EXTENT OF DEMOLITION IS OUTLINED ONLY WITH SPECIFIC QUANTITIES AND EXACT LOCATIONS THE RESPONSIBILITY OF THE CONTRACTOR. THE INTENT OF THE ARCHITECT'S DEMOLITION PLANS IS TO INDICATE THE WORK REQUIRED TO READY THE BUILDING TO RECEIVE THE NEW WORK UNDER THIS CONTRACT.
  - REMOVE ALL FLOOR FINISHES TO CONCRETE SLAB UNLESS OTHERWISE NOTED.
  - REMOVE EXISTING VINYL WALL COVERING FROM WALLS AT ALL CORRIDORS UNLESS OTHERWISE NOTED.
  - REMOVE EXISTING WALL MOUNTED LIGHT FIXTURES IN CORRIDORS.
  - REMOVE CERAMIC TILE WALL FINISHES IN EXISTING BATHROOMS.
  - REMOVE EXISTING ACOUSTIC PLASTER FINISH FROM ALL CORRIDOR CEILINGS.
  - REMOVE EXISTING CONCRETE WALKWAYS @ ALL FOUR APPROACHES TO BUILDING.

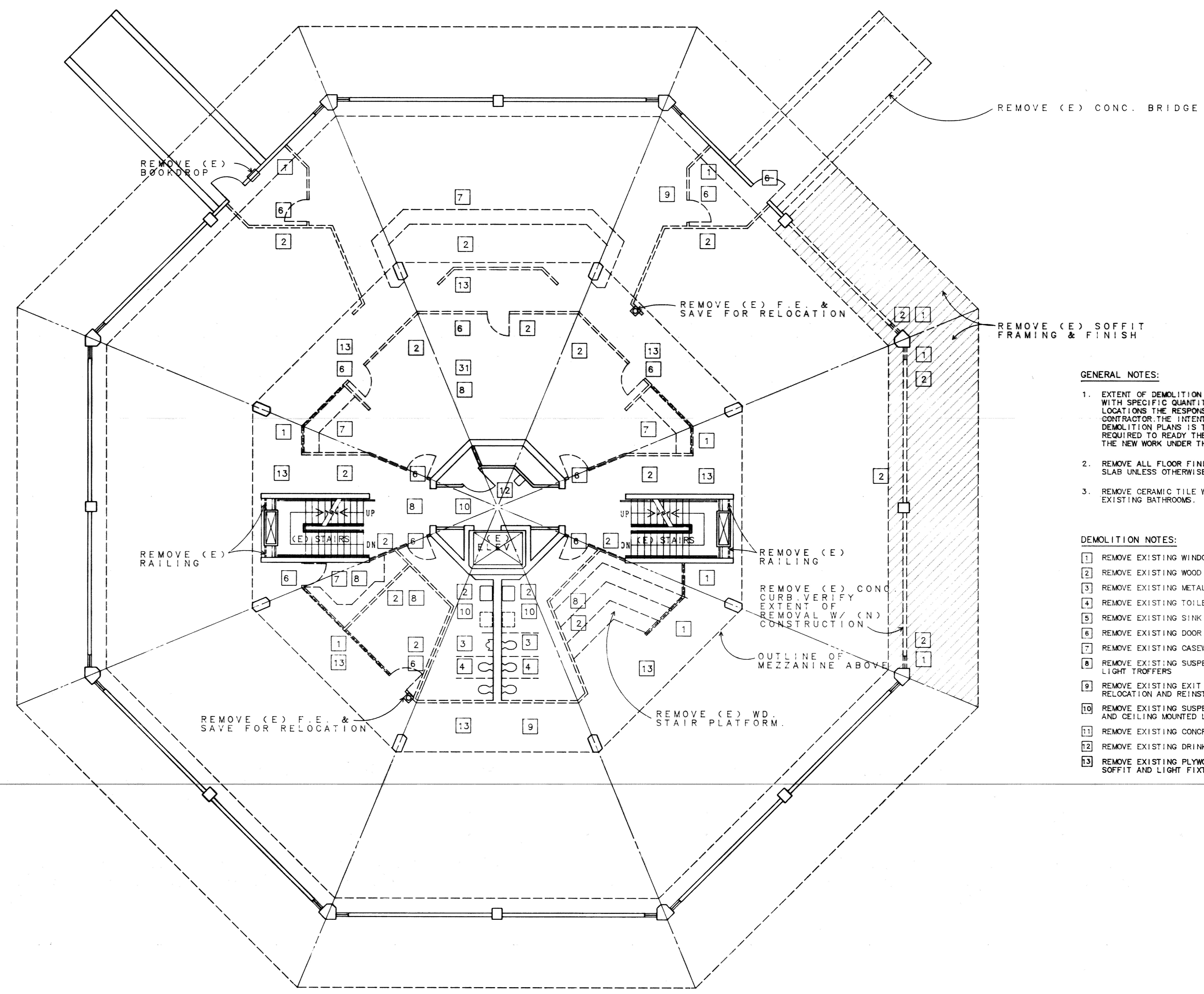

- DEMOLITION NOTES:**
- REMOVE EXISTING CONCRETE STEPS.
  - REMOVE EXISTING CONCRETE PLANTERS.
  - REMOVE EXISTING CONCRETE HANDRAILS/SAVE AND PROTECT FOR REINSTALLATION.
  - REMOVE EXISTING CONCRETE HANDRAIL.
  - REMOVE EXISTING RECESSED DOOR MAT AND FRAME.
  - REMOVE EXISTING WINDOW AND FRAME.
  - REMOVE EXISTING DOUBLE DOORS, TRANSOM AND FRAME.
  - REMOVE EXISTING CONCRETE WALL.
  - REMOVE EXISTING WOOD STUD WALL.
  - REMOVE EXISTING SOLID GYPSUM MOVEABLE PARTITION.
  - REMOVE EXISTING METAL TOILET PARTITIONS.
  - REMOVE EXISTING CONCRETE VAULT WALLS AS INDICATED. REMOVE CONCRETE VAULT CEILING.
  - REMOVE EXISTING CONCRETE STAIR ENCL. SLAB. REMOVE CONCRETE STAIR CONCRETE WALLS AS INDICATED AND CONCRETE ENCLOSURE CEILING.
  - REMOVE EXISTING DOOR AND FRAME.
  - REMOVE EXISTING BUILT-IN CASEWORK.
  - REMOVE EXISTING SINKS. SAVE FOR RELOCATION AND REINSTALLATION.
  - SAWOUT NEW PENETRATION IN EXISTING CONCRETE FLOOR SLAB.
  - REMOVE EXISTING WOOD PANELING.
  - REMOVE EXISTING CORK BOARD.
  - REMOVE EXISTING WOOD FRAMED STRUCTURE.
  - REMOVE EXISTING SUSPENDED CEILING AND LIGHT TROFFERS. SAVE AND PROTECT FOR REINSTALLATION UNLESS OTHERWISE NOTED.
  - REMOVE EXISTING LIGHT TROFFER. SAVE AND PROTECT FOR REINSTALLATION.
  - REMOVE EXISTING FLOOR MOUNTED RETURN AIR GRATES.
  - SAWOUT AND REMOVE EXISTING CONCRETE SLAB AS INDICATED.
  - REMOVE EXISTING DUCTWORK INDICATED.
  - REMOVE EXISTING TELEPHONE BACKBOARD.
  - SAWOUT AND REMOVE EXISTING SLAB TO ACCOMMODATE NEW RECESSED DOOR MATS.

Civic Center Improvements  
**CITY OF CUPERTINO**  
 Cupertino, California


City Hall:  
**TERRACE LEVEL**  
**DEMOLITION**  
**PLAN**

DATE	DATE
SCALE	SCALE
JOB NO.	JOB NO.
SHEET	SHEET
<b>A1.2</b>	

REVISIONS	BY



- GENERAL NOTES:**
- EXTENT OF DEMOLITION IS OUTLINED ONLY WITH SPECIFIC QUANTITIES AND EXACT LOCATIONS THE RESPONSIBILITY OF THE CONTRACTOR. THE INTENT OF THE ARCHITECT'S DEMOLITION PLANS IS TO INDICATE THE WORK REQUIRED TO READY THE BUILDING TO RECEIVE THE NEW WORK UNDER THIS CONTRACT.
  - REMOVE ALL FLOOR FINISHES TO CONCRETE SLAB UNLESS OTHERWISE NOTED.
  - REMOVE CERAMIC TILE WALL FINISHES IN EXISTING BATHROOMS.
- DEMOLITION NOTES:**
- REMOVE EXISTING WINDOW AND FRAME
  - REMOVE EXISTING WOOD STUD WALL
  - REMOVE EXISTING METAL TOILET PARTITIONS
  - REMOVE EXISTING TOILET FIXTURES
  - REMOVE EXISTING SINK
  - REMOVE EXISTING DOOR AND FRAME
  - REMOVE EXISTING CASEWORK
  - REMOVE EXISTING SUSPENDED CEILING AND LIGHT TROFFERS
  - REMOVE EXISTING EXIT SIGNS AND SAVE FOR RELOCATION AND REINSTALLATION.
  - REMOVE EXISTING SUSPENDED GYP. BD. CEILING AND CEILING MOUNTED LIGHT FIXTURES.
  - REMOVE EXISTING CONCRETE CURB.
  - REMOVE EXISTING DRINKING FOUNTAIN.
  - REMOVE EXISTING PLYWOOD WITH GYP. BD. SOFFIT AND LIGHT FIXTURES.


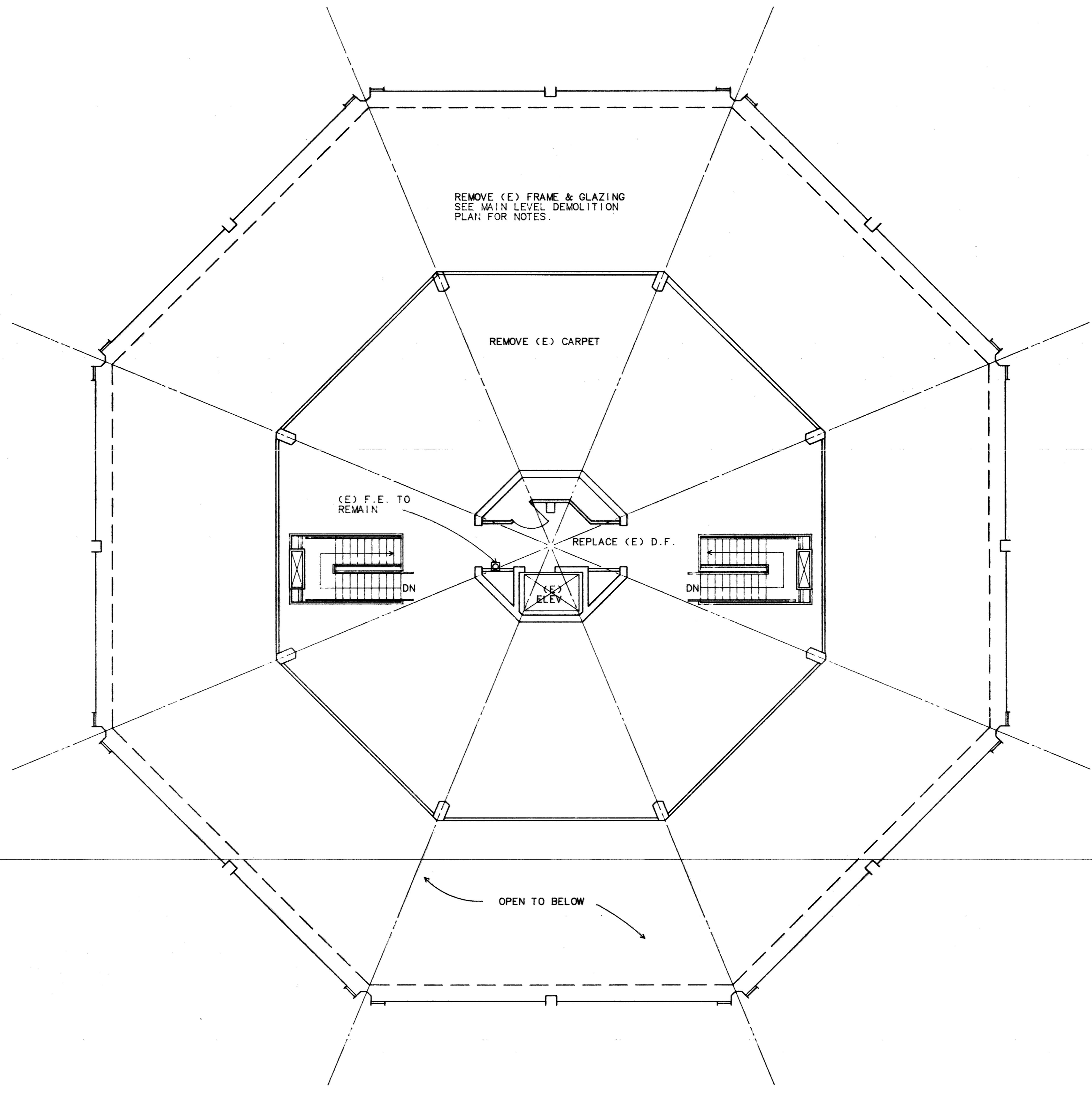



Civic Center Improvements  
**CITY OF CUPERTINO**  
 Cupertino, California

LIBRARY  
**MAIN LEVEL  
 DEMO PLAN**

DRAWN	R. S.
CHECKED	
DATE	10/10/86
SCALE	1/8"=1'-0"
JOB NO.	8514_03
SHEET	A1.3

REVISIONS	BY



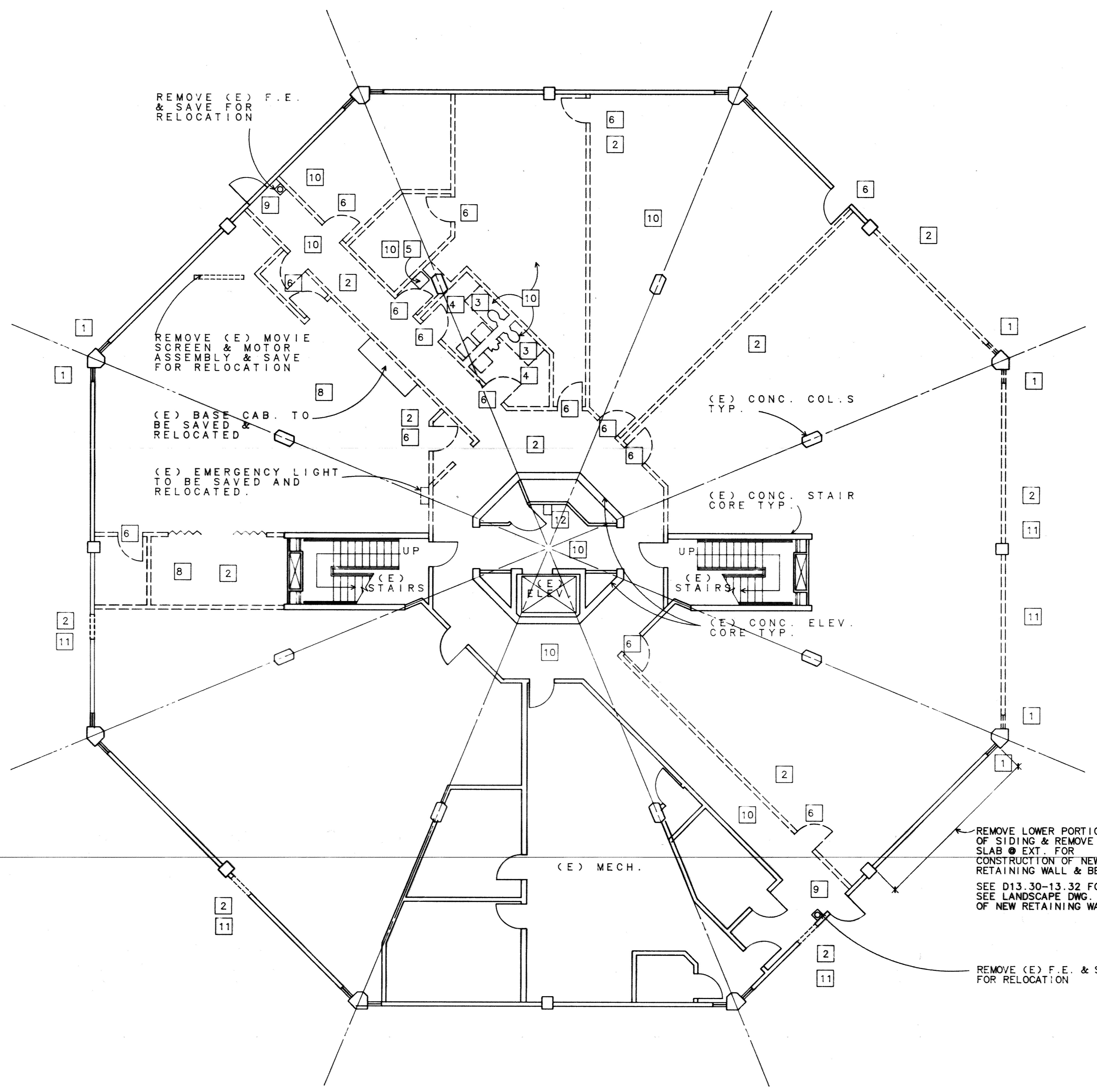

Civic Center Improvements  
**CITY OF CUPERTINO**  
 Cupertino, California

LIBRARY  
**MEZZANINE  
 DEMO PLAN**

DRAWN  
 R. S.  
 CHECKED  
 DATE  
 10/10/86  
 SCALE  
 1/8"=1'-0"  
 JOB NO.  
 8514.03  
 SHEET

**A1.4**  
 OF SHEETS

REVISIONS	BY
Δ 10-24-86	



**GENERAL NOTES:**

- EXTENT OF DEMOLITION IS OUTLINED ONLY WITH SPECIFIC QUANTITIES AND EXACT LOCATIONS THE RESPONSIBILITY OF THE CONTRACTOR. THE INTENT OF THE ARCHITECT'S DEMOLITION PLANS IS TO INDICATE THE WORK REQUIRED TO READY THE BUILDING TO RECEIVE THE NEW WORK UNDER THIS CONTRACT.
- REMOVE ALL FLOOR FINISHES TO CONCRETE SLAB UNLESS OTHERWISE NOTED.
- REMOVE CERAMIC TILE WALL FINISHES IN EXISTING BATHROOMS.

**DEMOLITION NOTES:**


- REMOVE EXISTING WINDOW AND FRAME
- REMOVE EXISTING WOOD STUD WALL
- REMOVE EXISTING METAL TOILET PARTITIONS
- REMOVE EXISTING TOILET FIXTURES
- REMOVE EXISTING SINK
- REMOVE EXISTING DOOR AND FRAME
- REMOVE EXISTING CASEWORK
- REMOVE EXISTING SUSPENDED CEILING AND LIGHT TROFFERS
- REMOVE EXISTING EXIT SIGNS AND SAVE FOR RELOCATION AND REINSTALLATION.
- REMOVE EXISTING SUSPENDED GYP. BD. CEILING AND CEILING MOUNTED LIGHT FIXTURES.
- REMOVE EXISTING CONCRETE CURB.
- REMOVE EXISTING DRINKING FOUNTAIN.
- REMOVE EXISTING PLYWOOD WITH GYP. BD. SOFFIT AND LIGHT FIXTURES.

Civic Center Improvements  
**CITY OF CUPERTINO**  
 Cupertino, California

LIBRARY  
**TERRACE LEVEL**  
**DEMO PLAN**

DRAWN	
CHECKED	
DATE	10/10/86
SCALE	1/8"=1'-0"
JOB NO.	8514-03
SHEET	A1.5

REVISIONS	BY
10-24-86	
12-3-86	
12-18-86	

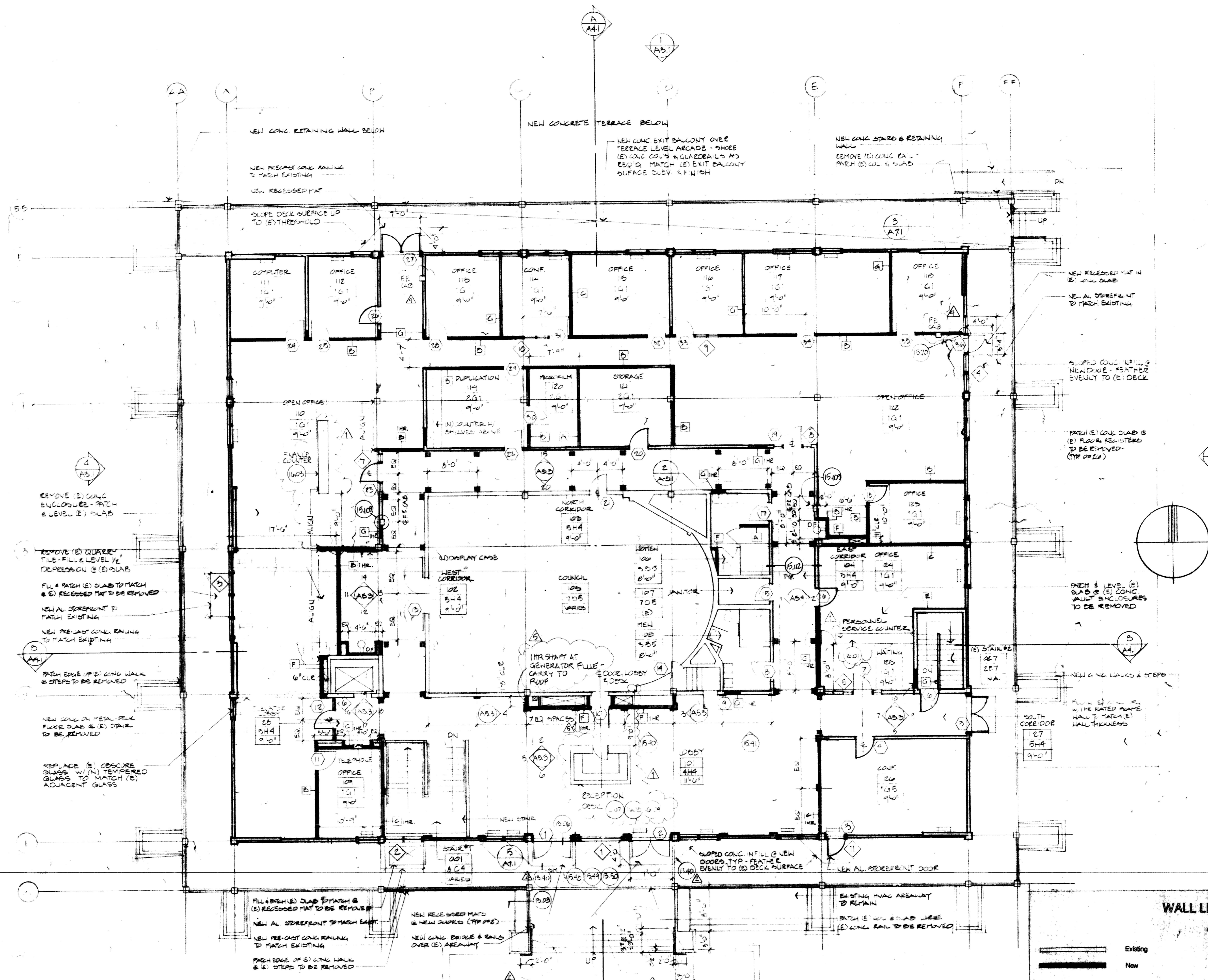


APPROVED FOR CONSTRUCTION BY THE CITY OF CUPERTINO

Civic Center Improvements  
**CITY OF CUPERTINO**  
 Cupertino, California

City Hall:  
**FIRST FLOOR**  
**FLOOR PLAN**

DATE	SCALE	JOB NO.	SHEET
5/1	1/8" = 1'-0"	56-0-11	A21



**WALL LEGEND**

	Existing
	New

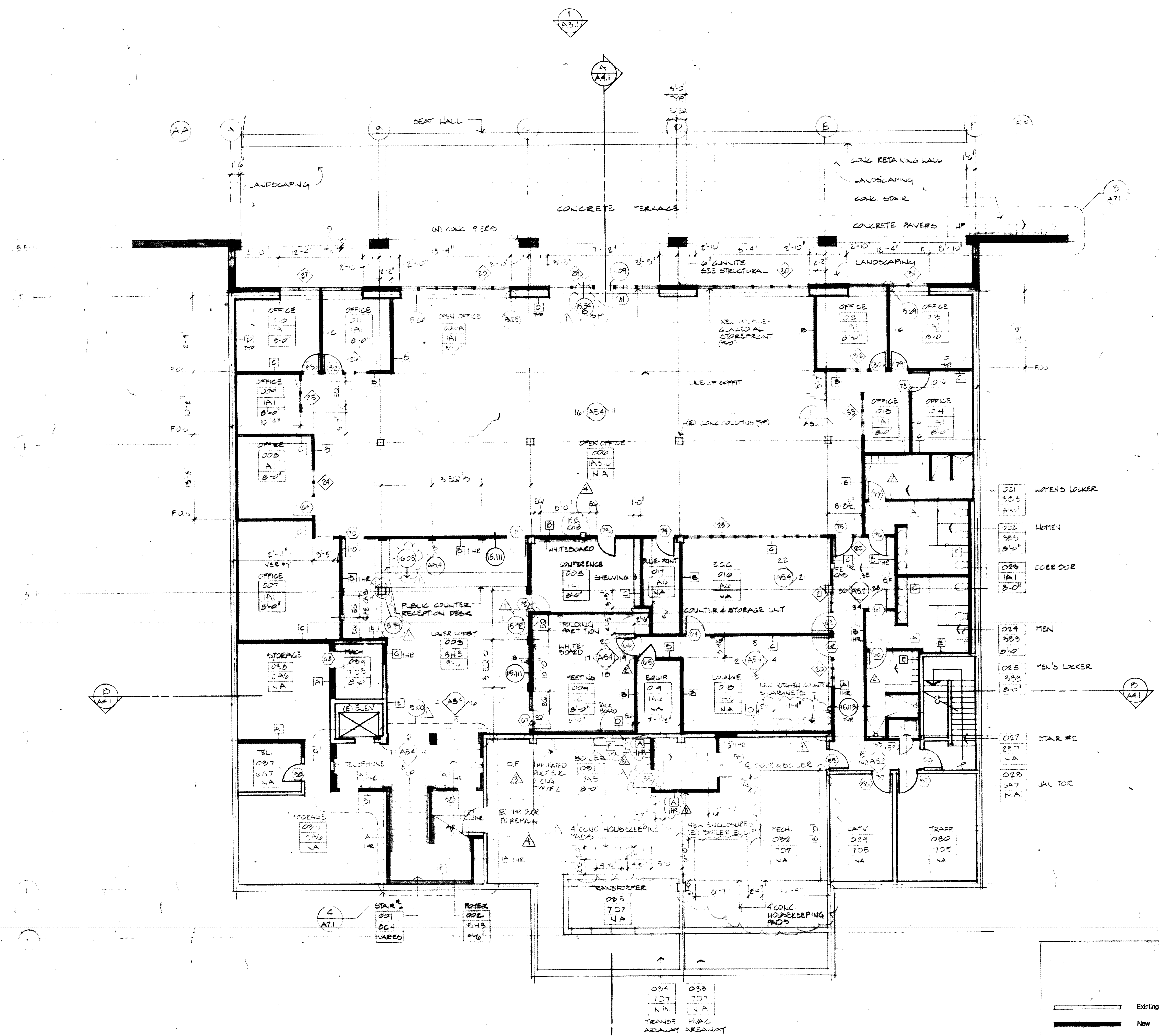

**MATERIAL SCHEDULE**

FLOOR/BASE	WALL	CEILING
1 Carpet/Rubber	A	1 Suspended 2x4 acoustic tile - non-rated
2 VCT/Rubber	B	2 Susp. 2x4 AC tile 1 hr. rated
3 C.T./C.T.	C	3 Susp. GWB non-rated
4 C.T., inset carpet/wood	D	4 Susp. GWB 1 hr. rated
5 C.T., inset carpet/C.T.	E	5 Existing to remain repaired
6 Conc. sealer/no base	F	6 Exposed structure-paint
7 Existing to remain	G	7 Exposed structure no work
8 Carpet/Wood	H	

**THERMAL INSULATION AT MAIN LEVEL**  
 ROOF - R-19 AT SLOPING ROOF  
 EXISTING R-11 WALL AND FLAT ROOF INSULATION TO REMAIN

- WALL TYPES**
- NOTE: All walls to be type "A" unless otherwise noted.
- A) 3 5/8" metal studs, 5/8" GWB each side.
  - B) 3 5/8" metal studs, 5/8" GWB each side with 3" acoustical batt insulation.
  - C) 3 5/8" metal studs, two layers 5/8" GWB one side, one layer GWB one side, 3" ac. batt insulation.
  - D) Existing concrete wall with 5/8" GWB over 1-1/2" rigid urethane insulation on metal furring channels. (R-11 minimum)
  - E) Existing concrete wall with 5/8" GWB on metal furring channels.
  - F) 1 1/2" x 2 1/2" x 2 1/2" C-1105 SS 304 1/8" TYP. 4" x 8" OUT AND 1/2" SHARP WALL LINER - CARRY STRIP TO UNDERSIDE OF LOBBY CEILING
  - G) Match existing adjacent wall thick-nc.

REVISIONS	BY
10-24-06	
11-10-06	
11-21-06	
12-3-06	
12-18-06	



THERMAL INSULATION AT TERRACE LEVEL  
NORTH WALL ONLY - R-11

**WALL TYPES**

NOTE: All walls to be type "A" unless otherwise noted

- A 3 5/8" metal studs, 5/8" GWB each side.
- B 3 5/8" metal studs, 5/8" GWB each side with 3" acoustical batt insulation.
- C 3 5/8" metal studs, two layers 5/8" GWP one side, one layer GWB one side, 5/8" AC BATT INSULATION.
- D Existing concrete wall with 5/8" GWB over 1-1/2" rigid urethane insulation on metal furring channels. (R-11 minimum)
- E Existing concrete wall with 5/8" GWB on metal furring channels.
- F 1 1/2" x 2 1/2" x 8" GYP BOARD OVER 5/8" GWB AND 1" GYP WALL LINER - CARRY TO UNDERSIDE OF 1 1/2" CEILING AT MAIN LEVEL LOBBY
- G Match existing adjacent wall thickness.

**WALL LEGEND**

Existing  
New

**MATERIAL SCHEDULE**

FLOOR/BASE	WALL	CEILING
1 Carpet/Rubber	A GWB - Painted	1 Suspended 2x4 acoustic tile - non-rated
2 VCT/Rubber	B GWB - W.R. w Full mt. C.T.	2 Susp. 2x4 AC tile 1 hr. rated
3 C.T./C.T.	C GWB w wall covering	3 Susp. GWB non rated
4 C.T., inset carpet/wood	D Existing to remain	4 Susp. GWB 1 hr. rated.
5 C.T., inset carpet/C.T.	E Existing to be repaired	5 Existing to remain repaired.
6 Conc. seal/emo base	F Existing when wall covering	6 Exposed structure-part
7 Existing to remain	G GWB - PT Existing to be repaired	7 Exposed structure no work
8 Carpet/Wood	H GWB - Wallcovering existing when wallcovering	

Civic Center Improvements  
**CITY OF CUPERTINO**  
Cupertino, California

City Hall:  
**TERRACE LEVEL  
FLOOR PLAN**

**DRAWN**

**CHECKED**

**DATE**

**SCALE**


**SHEET NO.**

**SHEET**

**A2.2**

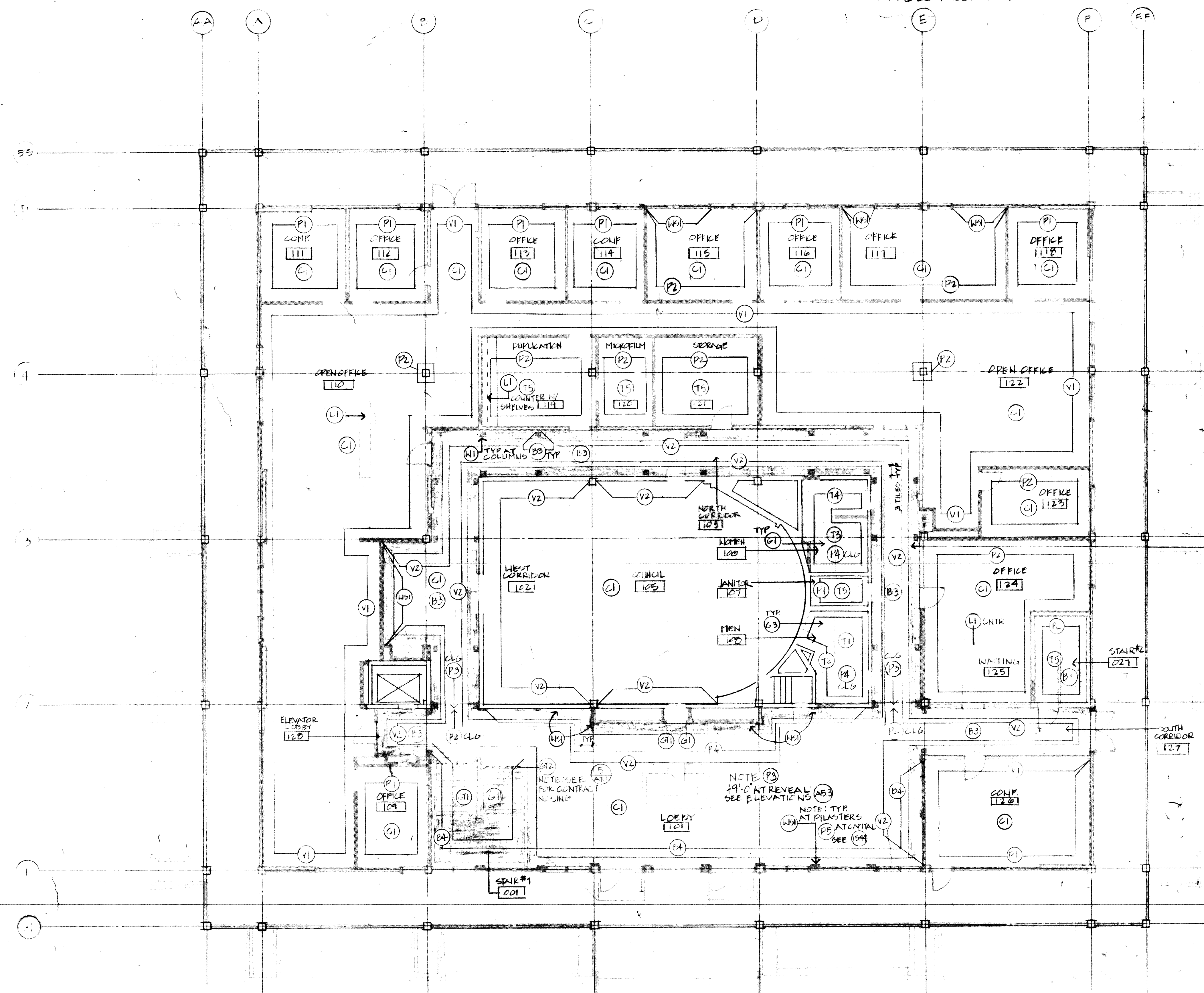
OF SHEETS

REVISIONS	BY
Δ 10-24-86	
Δ 11-18-86	
Δ 11-21-86	



Richard East & Dunbar Inc.  
 480 Broadway Court, Suite 200  
 San Francisco, CA 94102  
 415.391.1200

**NOTES**  
 1. ALL DOOR TRIM (P2) UNLESS OTHERWISE NOTED (SEMI GLOSS)  
 2. SHADED AREAS (P1) AND (C1)  
 3. BASE (B1) U.O.N.  
 4. CAPITALS AT PILASTERS (P3) IN LOBBY, SEE DETAIL (S4)  
 5. MAXIMUM FLAME SPREAD RATING OF ALL INTERIOR WALL AND CEILING FINISH MATERIALS SHALL NOT EXCEED THAT SPECIFIED IN UBC TABLE 4-2-B



- LEGEND**
- PAINT:**
- (P1) DUNN EDWARDS 05-17T W401 DECOVEL
  - (P2) DUNN EDWARDS 113 COTTAGE WHITE WHITE W401 DECOVEL TO BE SELECTED
  - (P3) DUNN EDWARDS 113 COTTAGE WHITE EGG SHELL FINISH
  - (P4) DUNN EDWARDS Q14-600 W401 DECOVEL
- VINYL WALL COVERING**
- (V1) B.F. GOODRICH, MOJAVE II "MAGNOLIA" 1621-20
  - (V2) B.F. GOODRICH, PARAMOUNT "ANTIQUE WHITE" 8232-09
- WOOD STAIN**
- (W1) STAINED TO MATCH ARCHITECT'S SAMPLE
- TILE**
- (T1) DAL-TILE COORDINATES 2-1/8" X 2-1/16" COLOR: DK-1486 FIFE GRAY (1)
  - (T2) DAL-TILE 0-714 STEEL IN SCORED PATTERN "D" 4-1/4" X 4-1/4"
  - (T3) DAL-TILE COORDINATES 2-1/8" X 2-1/16" COLOR: DK-1427 CREPE (2)
  - (T4) DAL-TILE 0-1427 IN SCORED PATTERN "D"
  - (T5) AZROCK - CUSTOM CORTINA VCT V-202 - PATTERN GRAY
- GRANITE TILE**
- (G1) CROWN "PADDY STONE" PK1-03P SHOWN
  - (G2) CROWN "PADDY STONE" PK-06P STAIR TREAD SHOWN
- CARPET**
- (C1) DESIGN WEAVE "CASTILLE" DW13794 COLOR: "SILVER BERRY"
- BASE**
- (B1) BURKE - #642P U.O.N.
  - (B2) MARK NOT USED
  - (B3) CROWN PK1-03P 6" X 6"
  - (B4) WOOD STAINED TO MATCH ARCHITECT'S SAMPLE
- PLASTIC LAMINATE:**
- (L1) WILSONART 1572-6 "ANTIQUE WHITE"
  - (L2) WILSONART 4590-15 GREY MILLSTONE
  - (L3) LAMINAR #882-T DAWN TEXTURED
- GROUT:**
- (G1) HYDRORMENT #370 ANTIQUE WHITE
  - (G2) HYDRORMENT #76736 PANACHE PARCHMENT
  - (G3) CUSTOM BUILDING PRODUCTS #165 DELOREAN GRAY

Civic Center Improvements  
**CITY OF CUPERTINO**  
 Cupertino, California

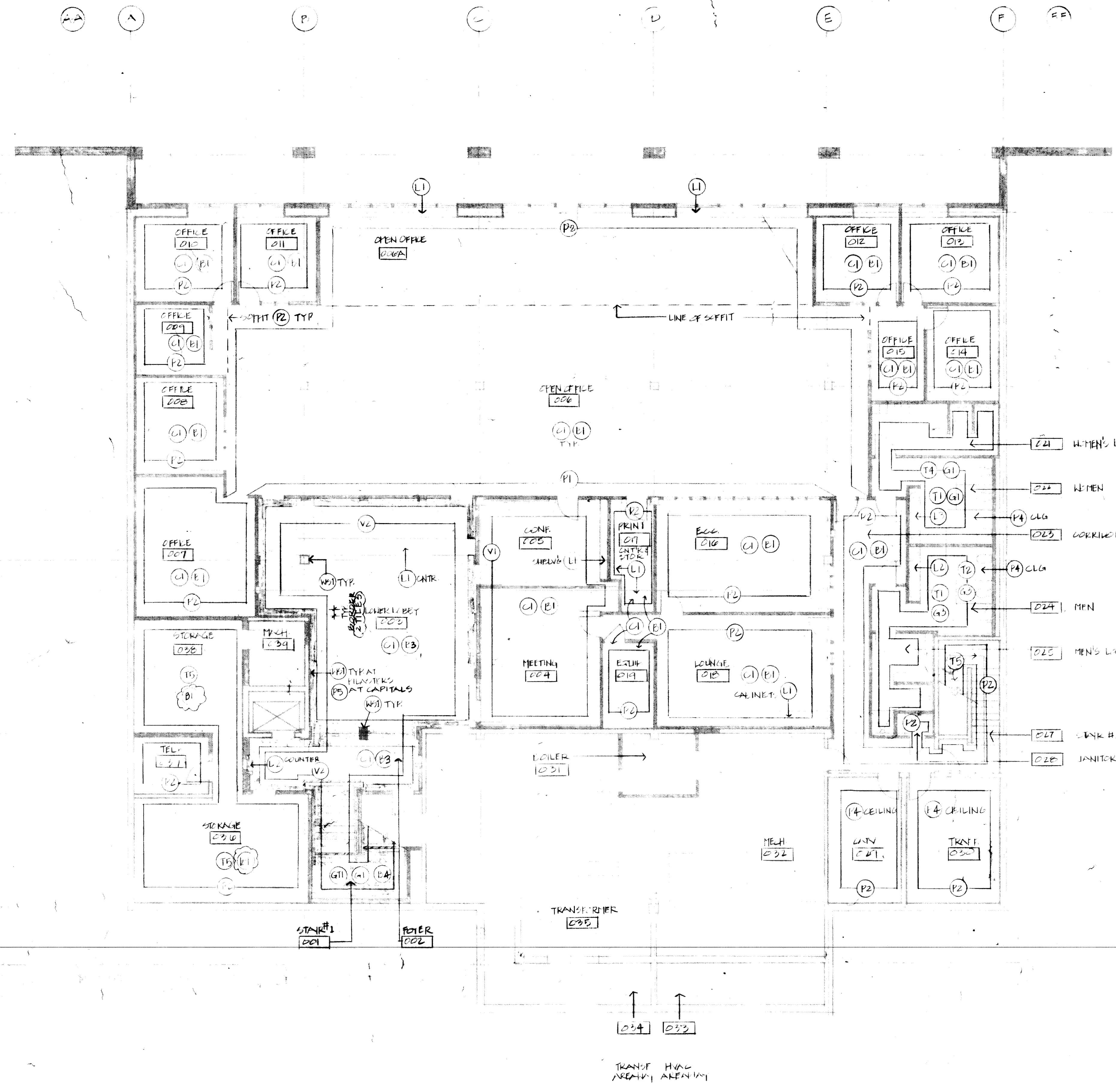
City Hall:  
**FINISH PLAN**  
**FIRST FLOOR**

DATE	
SCALE	1/8" = 1'-0"
JOB NO.	204-11
SHEET	A2.3
OF SHEETS	OF



**NOTES**  
 1. ALL WALLS (P) UNLESS OTHERWISE NOTED.  
 2. ALL DOOR TRIM (P) UNLESS OTHERWISE NOTED. (SEMI GLOSS)  
 3. SHADED AREAS (G)  
 4. C/C DUCT WORK, ELECT. CONDUIT, WIRING, C/C INSULATION, SPRINKLERS AND MECH'L TO BE (P) U.O.N.  
 5. ALL GYP. BD. SFFITS PAINT (P) U.O.N.  
 6. ALL GYP. BD. CLAS. PAINT (P) U.O.N. (EGG SHELL)  
 7. CAPITALS AT PILASTERS (P) IN LOBBY, SEE DETAIL (18A)

REVISIONS	BY
Δ 10-24-86	
Δ 11-18-86	



- LEGEND**
- PAINT:**
- (P1) DUNN EDWARDS 05-17T W401 DECOVEL
  - (P2) DUNN-EDWARDS 113 COTTAGE WHITE WHITE W401 DECOVEL TO BE SELECTED
  - (P3) DUNN EDWARDS 113 COTTAGE WHITE EGG SHELL FINISH
  - (P4) DUNN EDWARDS Q14-60D W401 DECOVEL
- VINYL WALL COVERING**
- (V1) B.F. GOODRICH, MOJAVE II "MAGNOLIA" 1621-20
  - (V2) B.F. GOODRICH, PARAMOUNT "ANTIQUE WHITE" 8232-09
- WOOD STAIN**
- (W) STAINED TO MATCH ARCHITECT'S SAMPLE
- TILE**
- (T1) DAL-TILE COORDINATES 2-1/8" X 2-1/16" COLOR: DK-1466 FIFE GRAY (1)
  - (T2) DAL-TILE D-714 STEEL IN SCORED PATTERN "D" 4 1/4" X 4 1/8"
  - (T3) DAL-TILE COORDINATES 2-16" X 2-1/16" COLOR: DK 1427 CREME (2)
  - (T4) DAL-TILE D-1427 IN SCORED PATTERN "D" AZROCK - CUSTOM CURTINA VCT V-858 - PENTER GRAY
- GRANITE TILE**
- (G1) CROWN "PADDY STONE" PK1-03P SHOWN
  - (G2) CROWN "PADDY STONE" PK-06P STAIR TREAD SHOWN
- CARPET**
- (C) DESIGN WEAVE "CASTILLE" DW13794 COLOR: "SILVER BERRY"
- BASE**
- (B1) BURKE - #642P U.O.N.
  - (B2) MARK NOT LABEL
  - (B3) CROWN PK1-03P 6" X 6"
  - (B4) WOOD STAINED TO MATCH ARCHITECT'S SAMPLE
- PLASTIC LAMINATE:**
- (L1) WILSONART 1572-6
  - (L2) WILSONART 4590-15 GREY MILLSTONE
  - (L3) LAMINART #882-T DAWN TEXTURED
- GROUT:**
- (G1) HYDRMENT #370 ANTIQUE WHITE
  - (G2) HYDRMENT #76736 PANACHE PARCIMENT
  - (G3) CUSTOM BUILDING PRODUCTS #165 DELOREAN GRAY



Civic Center Improvements  
**CITY OF CUPERTINO**  
 Cupertino, California

City Hall:  
**FINISH PLAN**  
**TERRACE LEVEL**

DRAWN
LM
CHECKED
DATE
SCALE
JOB NO.
SHEET
<b>A2.4</b>

REVISIONS	BY
1	10/24/86
2	11/18/86
3	12-18-86



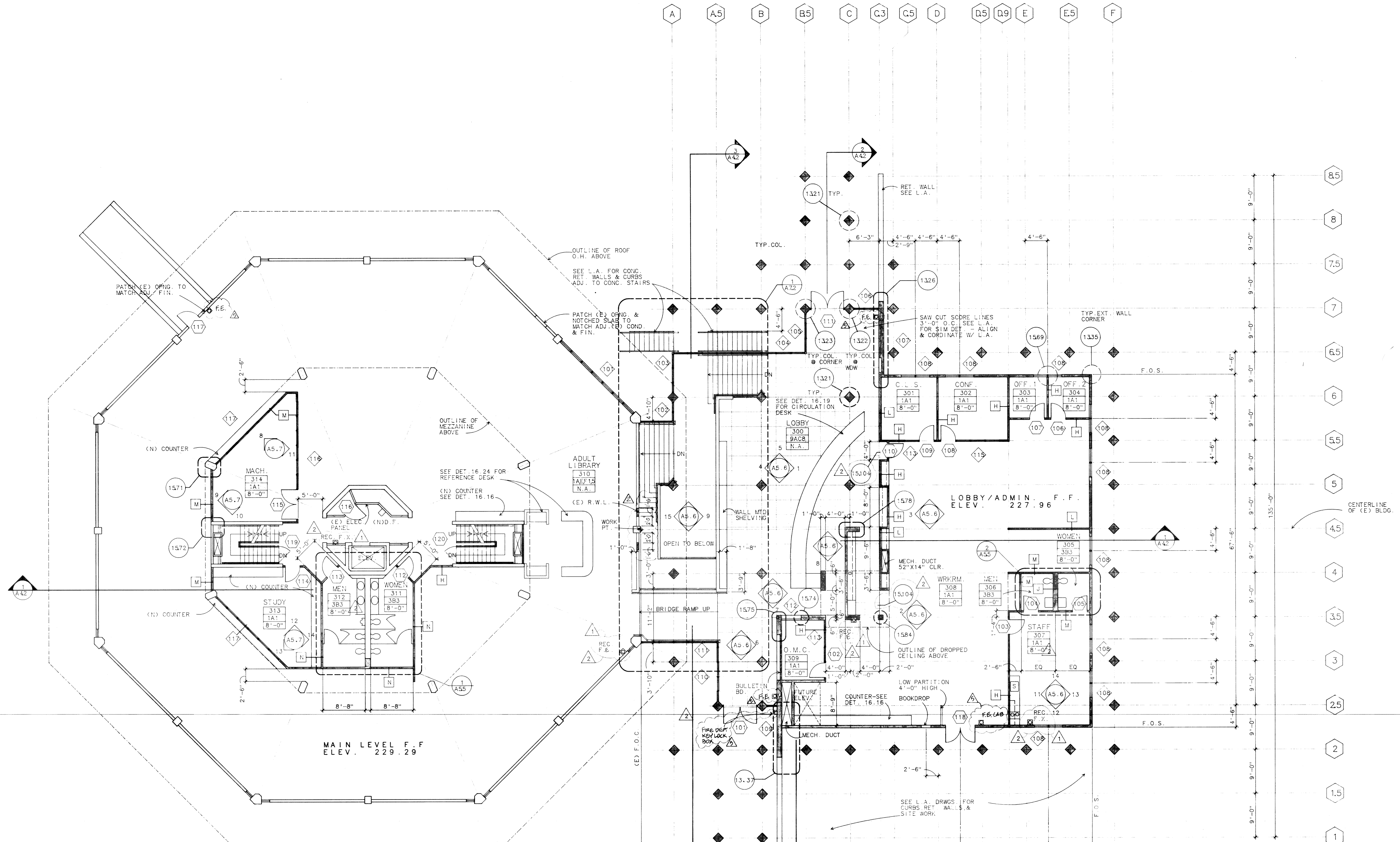
Holland East & Dunn, Inc.  
Architects  
480 Stewart Court, Suite 202  
Folsom, CA 95630  
415-991-1200

Civic Center Improvements  
**CITY OF CUPERTINO**  
Cupertino, California

LIBRARY  
**MAIN LEVEL PLAN**

DRAWN	DATE	SCALE	JOB NO.	SHEET
R.S.	10/10/86	1/8"=1'-0"	8514.03	A2.7
CHECKED				

OF SHEETS



**MATERIAL SCHEDULE**

FLOOR/BASE	WALL	CEILING
1 CARPET/RUBBER	A GWB-PAINTED	1 SUSPENDED 2X4 AC. TILE-NON-RATED
2 VCT/RUBBER	B GWB-W.R. W/ FULL HT. C.T.	2 SUSP. 2X4 AC. TILE THR. RATED
3 C.T./C.T.	C GWB W/WALL COVERING	3 SUSP. GWB NON RATED
4 C.T., INSET CARPET/WOOD	D EXISTING TO REMAIN	4 SUSP. GWB THR. RATED
5 C.T., INSET CARPET/C.T.	E EXISTING TO BE REPAINTED	5 EXISTING TO REMAIN REPAINTED
6 CONC. SEALER/NO BASE	F EXISTING W/NEW WALL COVERING	6 EXPOSED STRUCTURE PAINT
7 EXISTING TO REMAIN	G GWB-PT EXISTING TO BE REPAINTED	7 EXPOSED STRUCTURE NO WORK
8 CARPET/WOOD	H GWB-WALLCOVERING EXISTING W/NEW WALLCOVERING	8 SUSP. 2X4 AC. TILE NON-RATED/OPEN
9 CONC. SEALER/RUBBER		

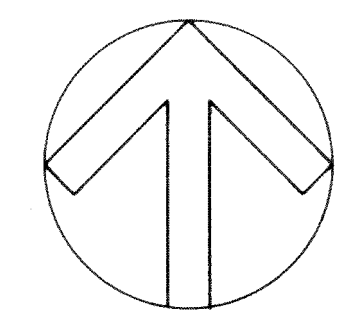
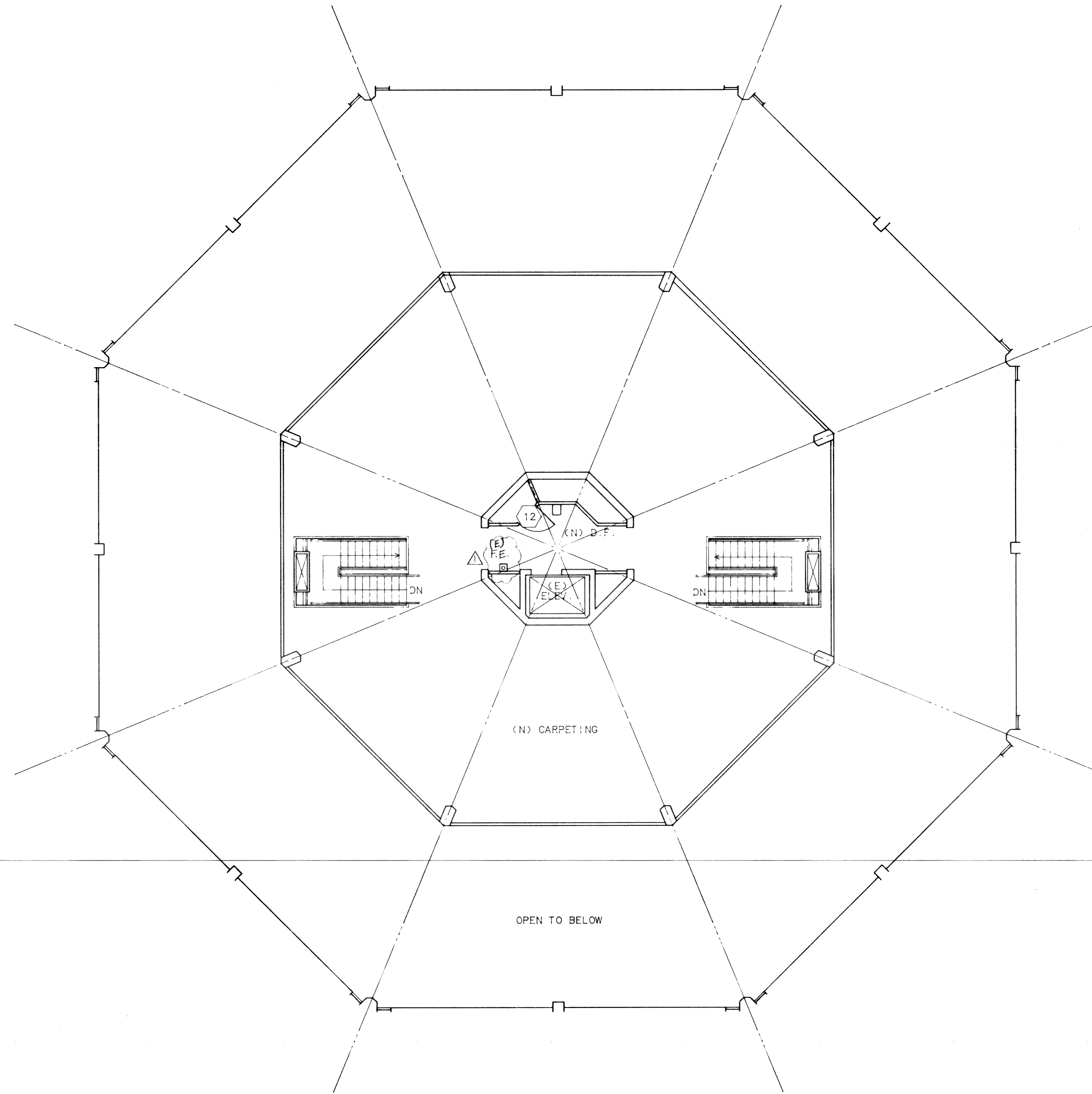
△ THERMAL INSULATION AT ADDITION  
EXTERIOR WALLS - R-11  
ROOF - R-19  
EXISTING INSULATION @ EXISTING LIBRARY TO REMAIN

**WALL LEGEND**

EXISTING  
NEW

**WALL TYPES**

[H] 2X4 WD. STUDS @ 16" O.C., 5/8" GWB EA. SIDE  
[J] DBL. STUD WALLS 2X4 @ 16" O.C., 14" OUTSIDE FACE TO OUTSIDE FACE W/ 3" ACOUSTIC BATT INSULATION, 5/8" GWB EA. SIDE  
[K] DBL. STUD WALLS 2X4 @ 16" O.C., 17" OUTSIDE FACE TO OUTSIDE FACE W/ 3" ACOUSTIC BATT INSULATION, 5/8" GWB EA. SIDE  
[L] 2X4 WD. STUDS @ 16" O.C., 5/8" GWB OVER 3/8" PLYWD. EACH SIDE.  
[M] 2X4 WD. STUDS @ 16" O.C., 5/8" GWB OVER RESILIENT MET. CHANNEL ON ONE SIDE, 3" ACOUS. BATT. INSUL., W/5/8" GWB THE OTHER SIDE  
[N] STAGGERED 2X4 WD. STUDS @ 16" O.C. ON 2X6 SILL PLATE W/ 5/8" GWB EACH SIDE.



REVISIONS	BY
Δ 10-24-86	

**HOLLAND**  
EAST &  
DERRICK


Holland, East & Derrick, Inc.  
Architects  
480 Bascom Court, Suite 202  
Palo Alto, California, CA 94304  
415 381 1200

Civic Center Improvements  
**CITY OF CUPERTINO**  
 Cupertino, California

LIBRARY  
**MEZZANINE  
 LEVEL PLAN**

DRAWN	R.S.
CHECKED	
DATE	10/10/86
SCALE	1/8"=1'-0"
JOB NO.	8514.03
SHEET	
<b>A2.8</b>	
OF	SHEETS

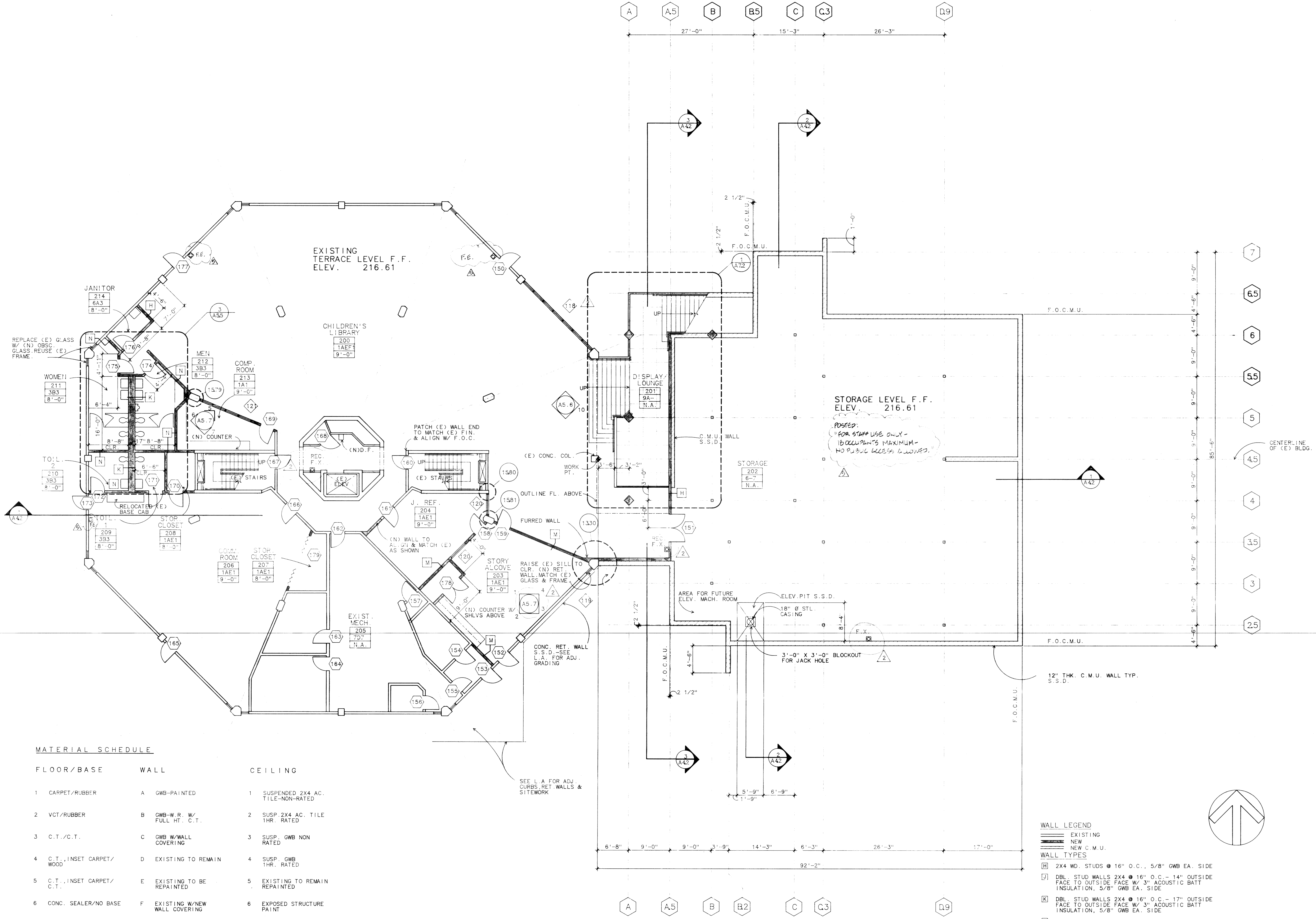
REVISIONS	BY
1	11/18/86
2	12-18-86



Civic Center Improvements  
**CITY OF CUPERTINO**  
 Cupertino, California

LIBRARY  
**TERRACE LEVEL PLAN**

DRAWN	CHECKED	DATE	SCALE	JOB NO.	SHEET
R.S.		10/10/86	1/8"=1'-0"	8514.03	A2.9
OF SHEETS					




**MATERIAL SCHEDULE**

FLOOR/BASE	WALL	CEILING
1 CARPET/RUBBER	A GWB-PAINTED	1 SUSPENDED 2X4 AC. TILE-NON-RATED
2 VCT/RUBBER	B GWB-W.R. W/ FULL HT. C.T.	2 SUSP. 2X4 AC. TILE THR. RATED
3 C.T./C.T.	C GWB W/WALL COVERING	3 SUSP. GWB NON RATED
4 C.T./INSET CARPET/WOOD	D EXISTING TO REMAIN	4 SUSP. GWB THR. RATED
5 C.T./INSET CARPET/C.T.	E EXISTING TO BE REPAINTED	5 EXISTING TO REMAIN REPAINTED
6 CONC. SEALER/NO BASE	F EXISTING W/NEW WALL COVERING	6 EXPOSED STRUCTURE PAINT
7 EXISTING TO REMAIN	G GWB-PT EXISTING TO BE REPAINTED	7 EXPOSED STRUCTURE NO WORK
8 CARPET/WOOD	H GWB-WALLCOVERING EXISTING W/NEW WALLCOVERING	8 SUSP. 2X4 AC. TILE NON-RATED/OPEN
9 CONC. SEALER/RUBBER		

**WALL LEGEND**

- [H] 2X4 WD. STUDS @ 16" O.C., 5/8" GWB EA. SIDE
- [J] DBL. STUD WALLS 2X4 @ 16" O.C. - 14" OUTSIDE FACE TO OUTSIDE FACE W/ 3" ACOUSTIC BATT INSULATION, 5/8" GWB EA. SIDE
- [K] DBL. STUD WALLS 2X4 @ 16" O.C. - 17" OUTSIDE FACE TO OUTSIDE FACE W/ 3" ACOUSTIC BATT INSULATION, 5/8" GWB EA. SIDE
- [L] 2X4 WD. STUDS @ 16" O.C., 5/8" GWB OVER 3/8" PLYWD. EACH SIDE
- [M] 2X4 WD. STUDS @ 16" O.C., 5/8" GWB OVER RESILIENT MET. CHANNEL ON ONE SIDE, 3" ACOUS. BATT INSUL. W/5/8" GWB THE OTHER SIDE
- [N] STAGGERED 2X4 WD. STUDS @ 16" O.C. ON 2X6 SILL PLATE W/ 5/8" GWB EACH SIDE.

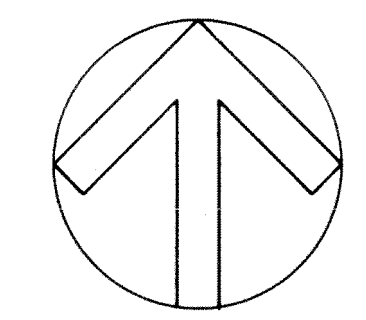
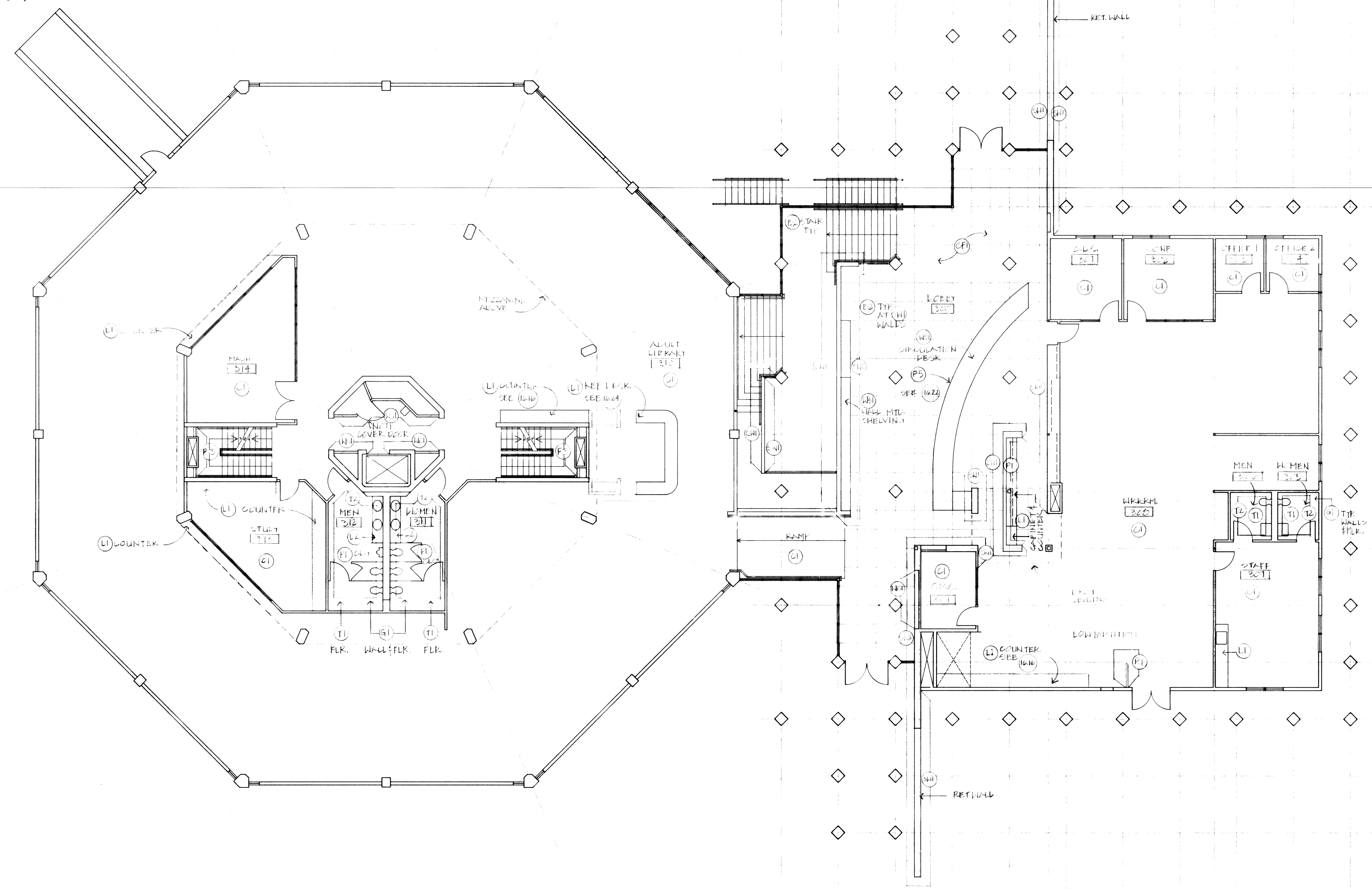


- LEGEND**
- PAINT**
- (1) DUNN-EDWARDS 28 STERLING SILVER
  - (2) EGG-SHELL ENAMEL
  - (3) DUNN-EDWARDS Q14-60 D
  - (4) SEMI-GLOSS DUNN-EDWARDS Q14-60-T SEMI-GLOSS
- WOOD STAIN**
- (5) OLYMPIC STAIN #911 TO MATCH ARCHITECTS SAMPLE
- STUCCO WALL WASH**
- (6) EXTERIOR/INTERIOR STUCCO WASH
- WALL COVERING**
- (7) EUROTEX "ACOUSTICORD" #538W RAILROAD-RUN LINES HORIZONTALLY
- CEMENT FLOORING**
- (8) TO MATCH ARCHITECTS SAMPLE
  - (9) CONCRETE SEALER
  - (10) CONCRETE SEALER

- FILE**
- (1) DAL-TILE COORDINATES 2-1/8" X 2-1/16" OK-1465 FIFE GRAY (1)
  - (2) DAL-TILE D-700 4-1/4" X 4-1/4" SCORED PATTERN "D"
  - (3) AZROCK-CUSTOM CORTINA V-849 PASTEL GRAY
- GROUT**
- (4) CUSTOM BUILDING PRODUCTS #165 DELOREAN GRAY
- CARPET**
- (5) DESIGNWEAVE "CASTILLE" DW 15794 COLOR "SILVER BERRY"
- BASE**
- (6) BURKE #642P WOOD PAINTED TO MATCH ST-1
  - (7) WILSONART ANTIQUE WHITE #1572-6
  - (8) LAMINART #882-T DAWN TEXTURED
- PLASTIC LAMINATE**

**NOTES**

1. ALL WALLS F1 UNLESS OTHERWISE NOTED. (EGG-SHELL)
2. ALL DOOR PB, ALL TRIM P2 UNLESS OTHERWISE NOTED.
3. ALL CABINET INTERIOR SHELVES P1 TRIM
4. ALL GYPSUM BOARD CEILING P1
5. ALL GYPSUM BOARD CEILING P1
6. STAIN ALL WOOD CASES & STAIRS.
7. ALL STEEL PIPE RAILS P2 AT STAIRS.
8. STAIR FLOOR
9. BASE P2 AT STUCCO WALLS AND STAIRS
10. NO HOOKS ON EXISTING STAIRS UNLESS OTHERWISE NOTED.
11. ALL TYPICAL WALLS & FLOORS IN RESTROOMS.



REVISIONS	BY
1	11-18-86



Civic Center Improvements  
**CITY OF CUPERTINO**  
 Cupertino, California

LIBRARY  
**MAIN LEVEL  
 FINISH PLAN**

DRAWN J. MIKELAKA
CHECKED
DATE 10/24/86
SCALE 1/8"=1'-0"
JOB NO. 8514.03
SHEET

**A2.10**  
 OF SHEETS

LEGEND

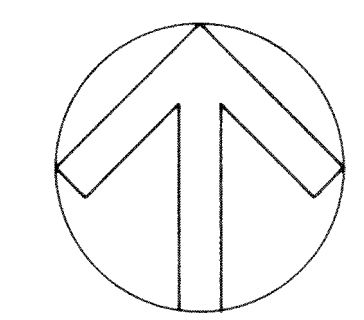
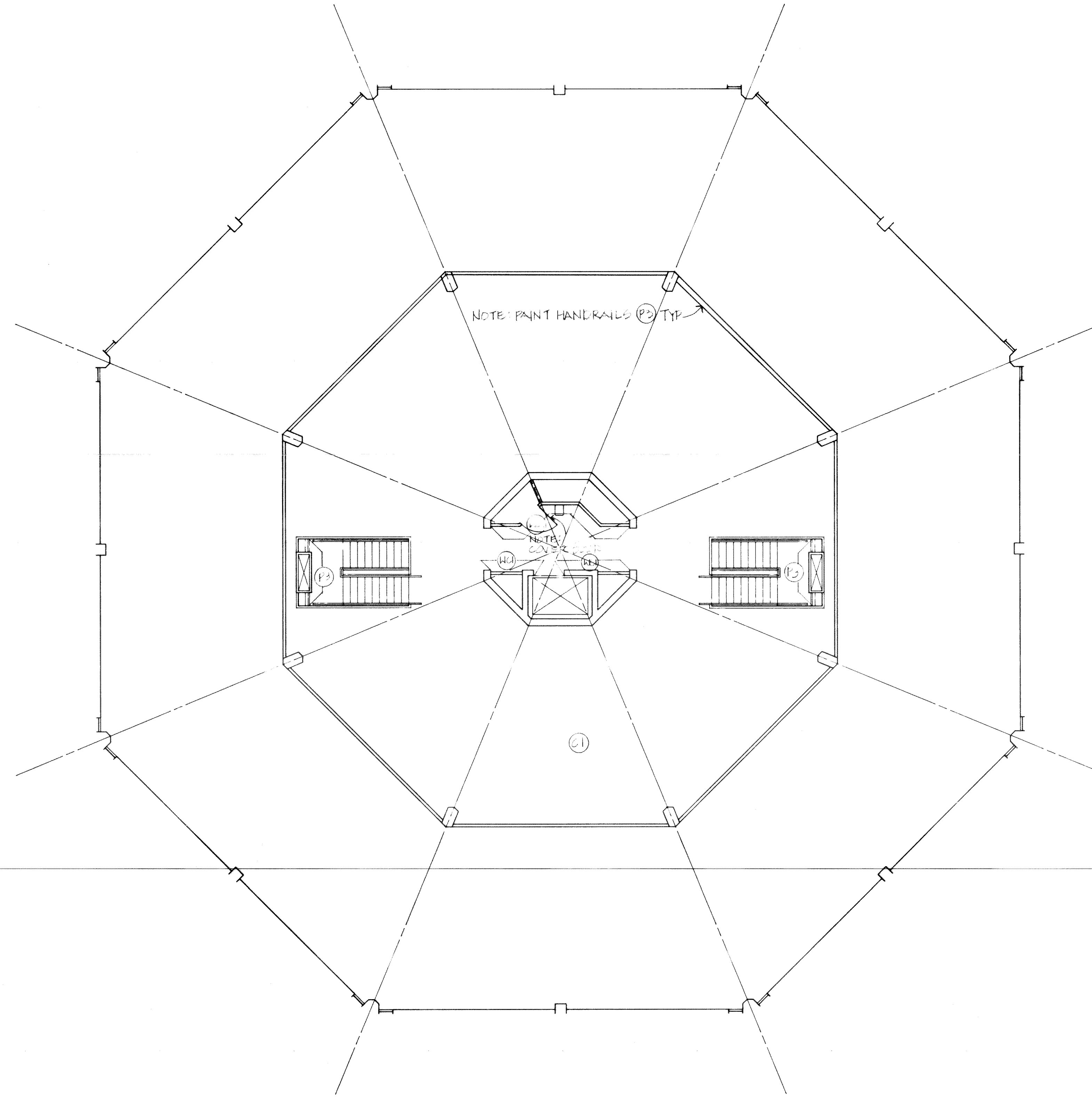
- PAINT**
- (P1) DUNN-EDWARDS 28 STERLING SILVER
  - (P2) EGG-SHELL ENAMEL
  - (P3) DUNN-EDWARDS Q14-60 SEMI-GLOSS
- WOOD STAIN**
- (W1) OLYMPIC STAIN #911 TO MATCH ARCHITECTS SAMPLE
- STUCCO WALL WASH**
- (S1) EXTERIOR/INTERIOR STUCCO @LAZE
- WALL COVERING**
- (W2) EUROTEX "ACOUSTICORD" #530W RAILROAD-RUN LINES HORIZONTALLY
- CEMENT FLOORING**
- (F1) TO MATCH ARCHITECTS SAMPLE

TILE

- (T1) DAL-TILE COORDINATES 2-1/8" X 2-1/16"
  - (T2) DK-1466 FIFE GRAY (1)
  - (T3) DAL-TILE 0-700 4-1/4" X 4-1/4" SCORED PATTERN "D"
  - (T4) AZROCK-CUSTOM CORTINA V-849 PASTEL GRAY
- GROUT**
- (G1) CUSTOM BUILDING PRODUCTS #165 DELOREAN GRAY
- CARPET**
- (C1) DESIGNWEAVE "CASTILLE" DW 13794 COLOR "SILVER BERRY"
- BASE**
- (B1) BURKE #642P WOOD PAINTED TO MATCH SH1
  - (B2) PLASTIC LAMINATE
  - (B3) WILSONART ANTIQUE WHITE #1572-6
  - (B4) LAMINART #882-T DAWN TEXTURED

NOTES

1. ALL WALLS P1 UNLESS OTHERWISE NOTED. (EGGSHELL)
2. ALL DOORS P3, ALL TRIM P2 U.O.N. (SEMI-GLOSS)
3. ALL CABINET INTERIOR SHELVES P1. TYP.
4. ALL GYP. BOARD SOFFITS P1
5. ALL GYP. BOARD CEILING P1
6. STAIN ALL WOOD CAPS W1 AT STAIRS.
7. ALL STEEL PIPE RAILS P2 AT STAIRS.
8. BASE B1 U.O.N.
9. BASE B2 AT STUCCO WALLS AND STAIRS
10. NO WORK ON EXISTING STAIRS U.O.N.
11. G1 TYP AT ALL WALLS & FLOORS IN RESTROOMS



REVISIONS	BY
2	11-18-86

**HOLLAND EAST & DUVVIER**

Holland, East & Duvvier, Inc.  
Architects  
480 Sherman Court, Suite 202  
Port of Richmond, CA 94609  
415 981 1200

Civic Center Improvements  
**CITY OF CUPERTINO**  
Cupertino, California

LIBRARY  
**MEZZ. LEVEL  
FINISH PLAN**

DRAWN JMM/DA
CHECKED
DATE 10/24/86
SCALE 1/8"=1'-0"
JOB NO. 8514.03
SHEET

**A2.11**  
OF SHEETS

**LEGEND**

**PAINT**

- (P1) DUNN-EDWARDS 28 STERLING SILVER
- (P2) EGG-SHELL ENAMEL
- (P3) DUNN-EDWARDS Q14-60D SEMI-GLOSS
- (P4) DUNN-EDWARDS Q4-56T WOOD STAIN

- (P5) OLYMPIC STAIN #911 TO MATCH ARCHITECTS SAMPLE

**STUCCO WALL WASH**

- (W1) EXTERIOR/INTERIOR STUCCO GLAZE

**WALL COVERING**

- (W2) EUROTEX "ACUSTICORD" #538W RAILROAD-RUN LINES HORIZONTALLY

**CEMENT FLOORING**

- (F1) TO MATCH ARCHITECTS SAMPLE

**CONCRETE SEALER**

- (S1) CONCRETE SEALER

**TILE**

- (T1) DAL-TILE COORDINATES 2-1/6" X 2-1/16" DK-1466 FIFE GRAY (1)
- (T2) DAL-TILE D-700 4-1/4" X 4-1/4" SCORED PATTERN "D"
- (T3) AZROCK-CUSTOM CORTINA V-849 PASTEL GRAY

**GROUT**

- (G1) CUSTOM BUILDING PRODUCTS #165 DELOREAN GRAY

**CARPET**

- (C1) DESIGNWEAVE "CASTILLE" DW 13794 COLOR "SILVER BERRY"

**BASE**

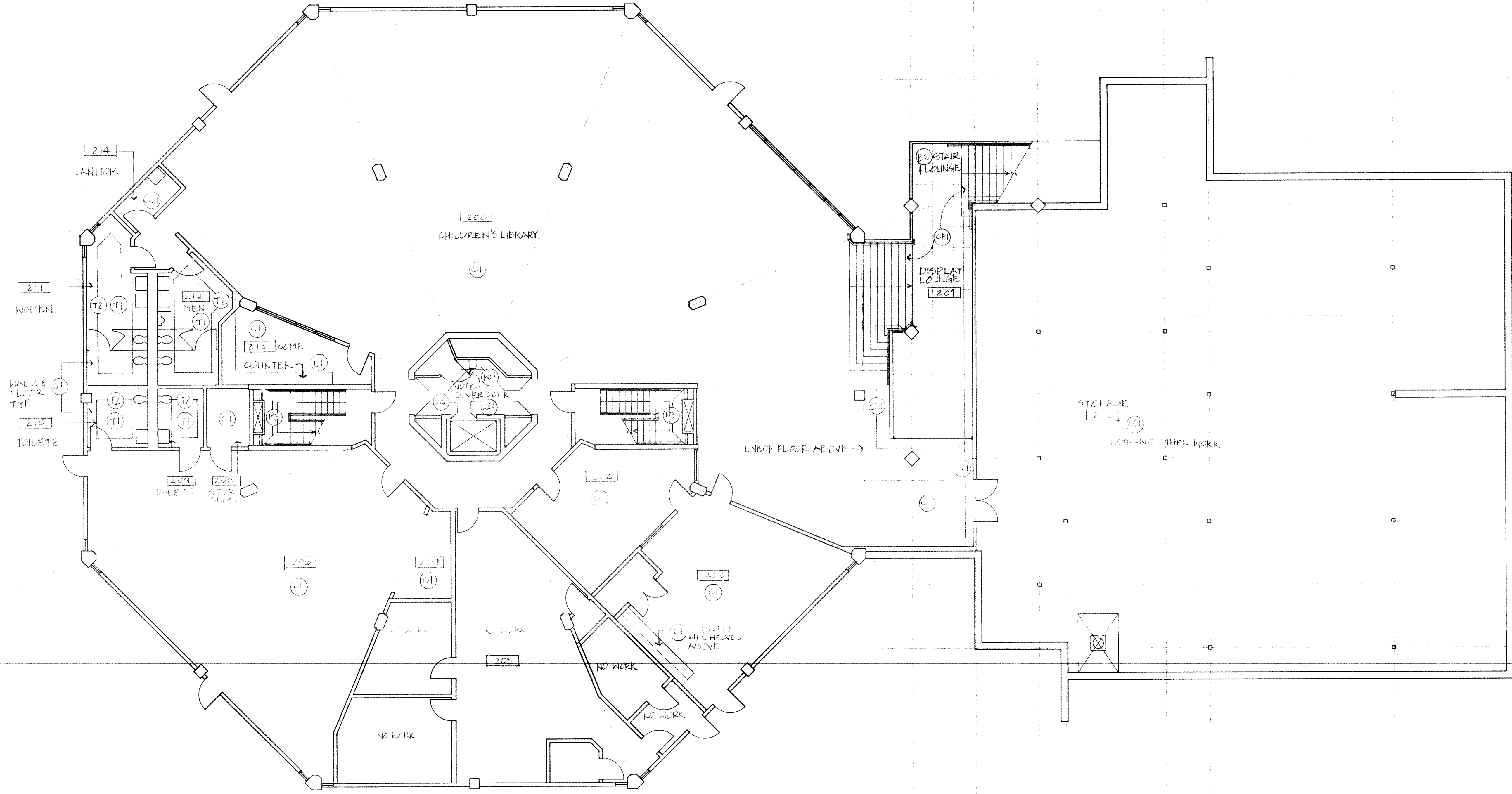
- (B1) BURKE #642P WOOD PAINTED TO MATCH SW-1

**PLASTIC LAMINATE**

- (L1) WILSONART ANTIQUE WHITE #1572-6
- (L2) LAMINART #882-T DAWN TEXTURED

**NOTES**

1. ALL WALLS P1 UNLESS OTHERWISE NOTED. (EGGSHELL)
2. ALL DOORS P3, ALL TRIM P2 U.O.N. (SEMIGLOSS)
3. ALL CABINET INTERIOR SHELVES P1. TYP.
4. ALL GYP BOARD CEILING P1
5. ALL GYP BOARD CEILINGS P1
6. STAIN ALL WOOD CAPS W/1 AT STAIRS.
7. ALL STEEL PIPE RAILS P2 AT STAIRS.
8. BASE B1 U.O.N.
9. BASE B2 AT STUCCO WALLS AND STAIRS
10. NO WORK ON EXISTING STAIRS U.O.N.
11. G1 TYP AT ALL WALLS & FLOORS IN RESTROOMS



REVISIONS	BY
11-18-86	

**HOLLAND  
EAST &  
DUNN**

Holland East & Dunn, Inc.  
Architects  
485 Newport Center  
Port of Redwood City, CA 94063  
415-981-1200

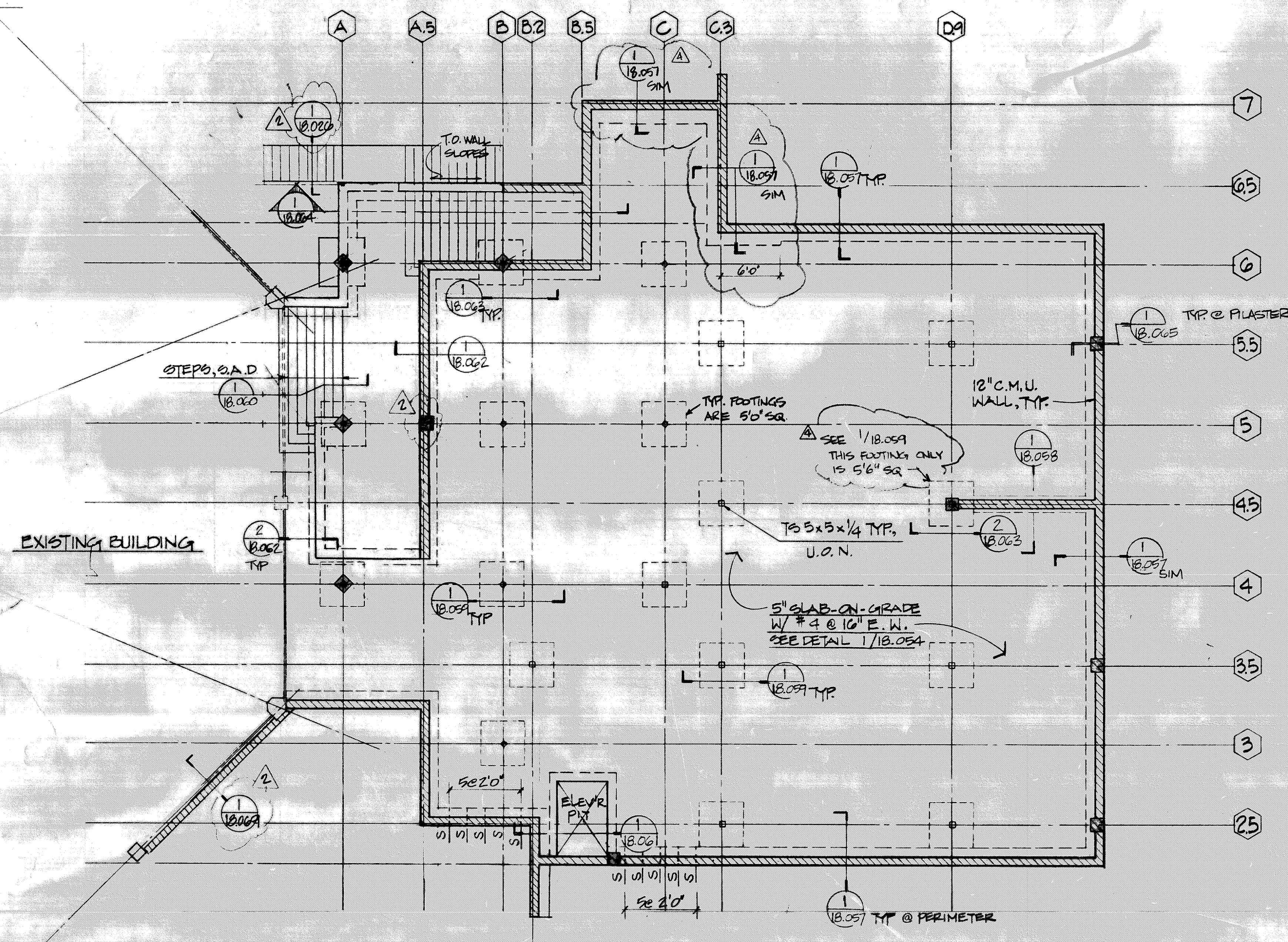
Civic Center Improvements  
**CITY OF CUPERTINO**  
Cupertino, California

**LIBRARY  
TERRACE LEVEL  
FINISH PLAN**

DRAWN J.M.P./A
CHECKED
DATE 10/24/86
SCALE 1/8"=1'-0"
JOB NO. 8514.03
SHEET

**A2.12**

OF SHEETS



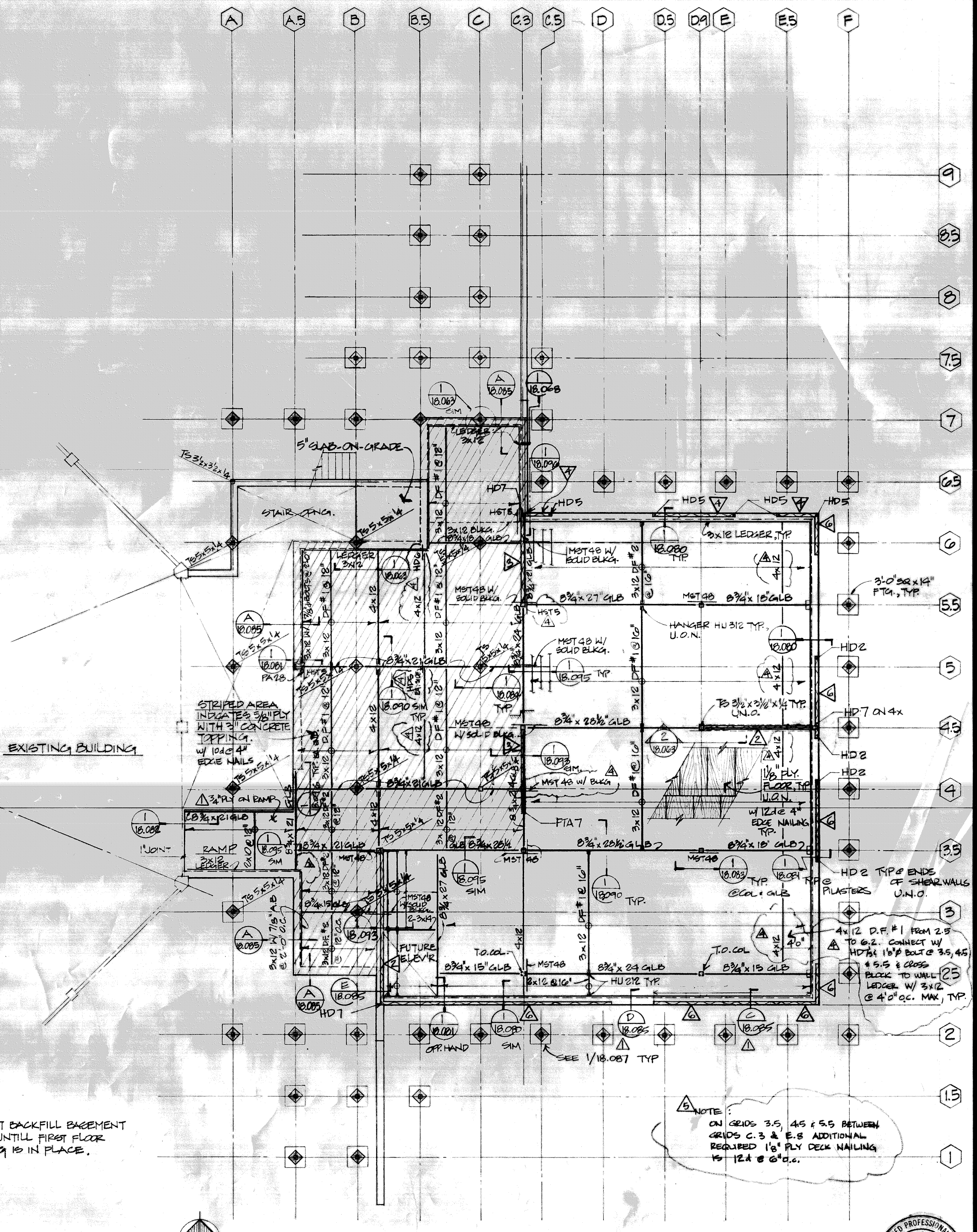
**FOUNDATION AND BASEMENT LEVEL PLAN**

SCALE: 1/8" = 1'-0"

MARK	STREET I REBAR PLY	BACK EDGE NAILING	ANCHOR BOLTS	SILL PLATE NAILING
▽	3/8" W/ 3/4" STUDS	8d @ 2' oc	3/4" @ 20"	20d @ 6"
▽	3/8"	8d @ 3' oc	3/4" @ 20"	20d @ 8"
▽	3/8"	8d @ 4' oc	3/4" @ 20"	16d @ 6"
▽	3/8"	8d @ 6' oc	3/4" @ 40"	16d @ 8"


\* DOUBLE ABOVE PERMITS WHEN SHORTENING PLY PLACED EA SIDE OF 2x OR 3x @ 16" WALL FRAMING

NOTE: DO NOT BACKFILL BASEMENT WALLS UNTILL FIRST FLOOR FRAMING IS IN PLACE.




**MAIN LEVEL FRAMING PLAN**

SCALE: 1/8" = 1'-0"



REVISIONS	BY	
△ GEN'L COND'N	24 OCT 86	ETH
△ 15 NOV 86	ETH	ETH
△ 3 DEC 86	ETH	ETH
△ 15 DEC 86	ETH	ETH



**AVGMA**  
 CIVIL CONSULTING ENGINEERS  
 Two North Market Street, Fifth Floor  
 San Jose, CA 95113  
 408.286.6800

Civic Center Improvements  
**CITY OF CUPERTINO**  
 Cupertino, California

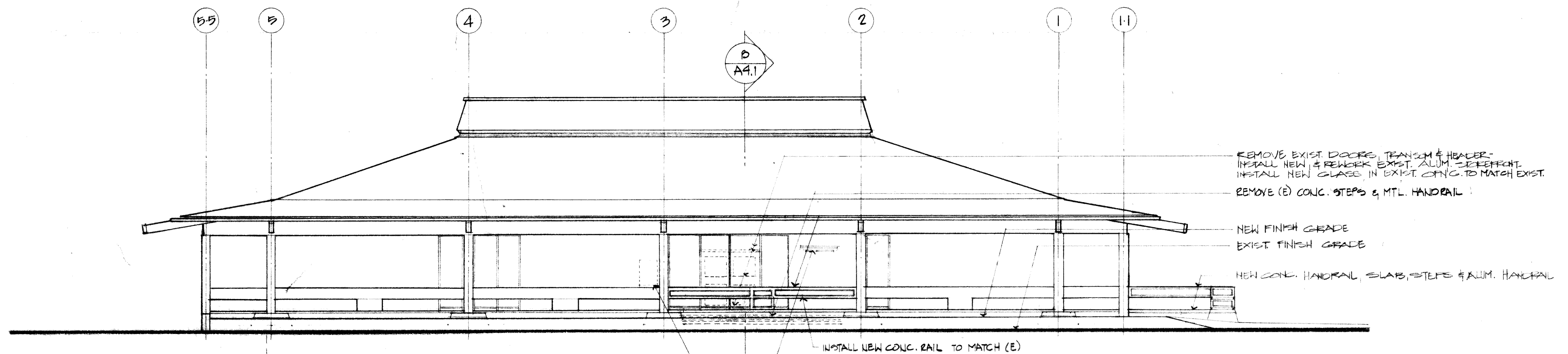

**BASEMENT LEVEL and MAIN LEVEL FRAMING PLANS**

DRAWN	THOI NGUYEN
CHECKED	ED HAVERTLAND
DATE	10 OCT 86
SCALE	AS NOTED
JOB NO.	SJ 5022
SHEET	

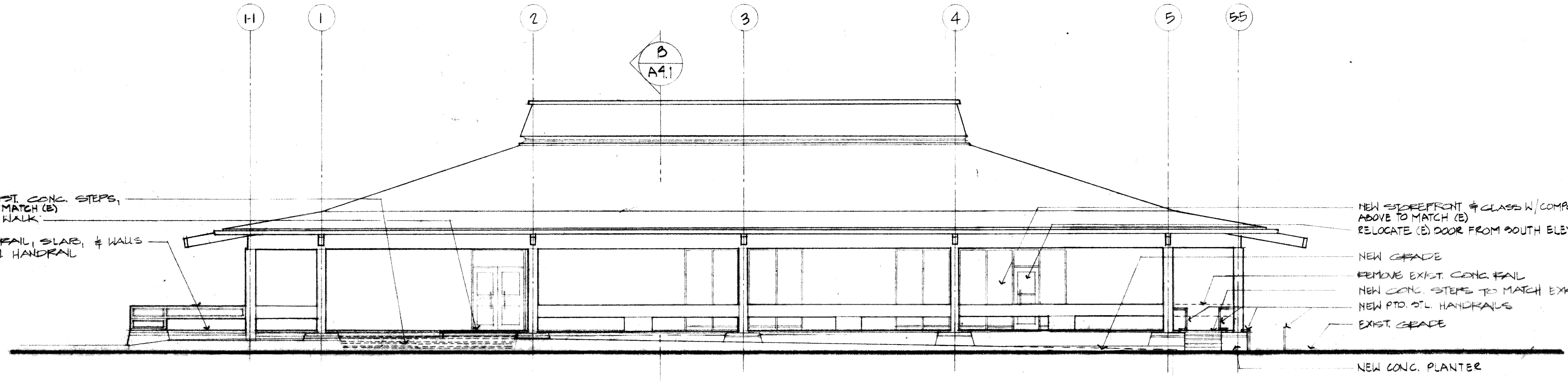
**S 3.1**



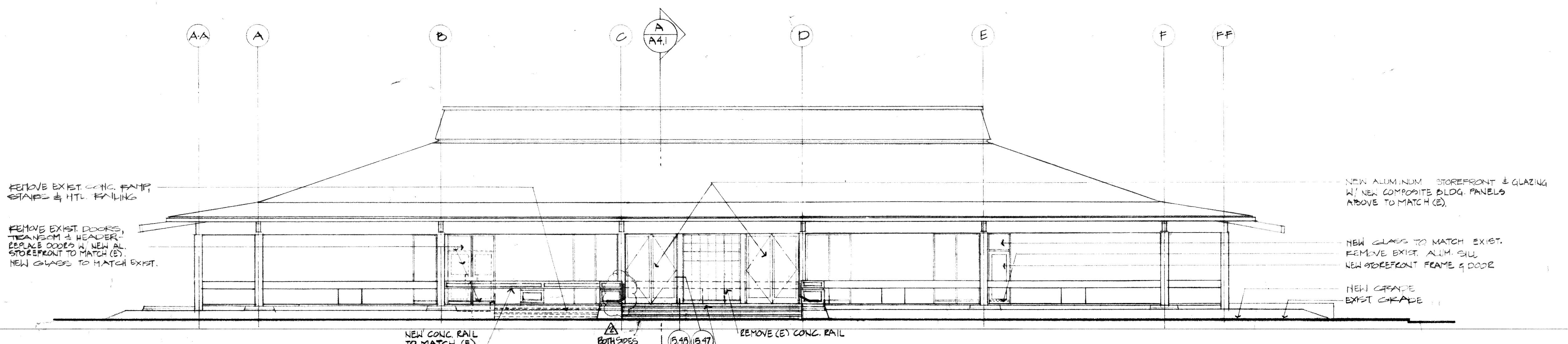
REVISIONS	BY
△ 11-18-86	FW
△ 12-18-86	FW



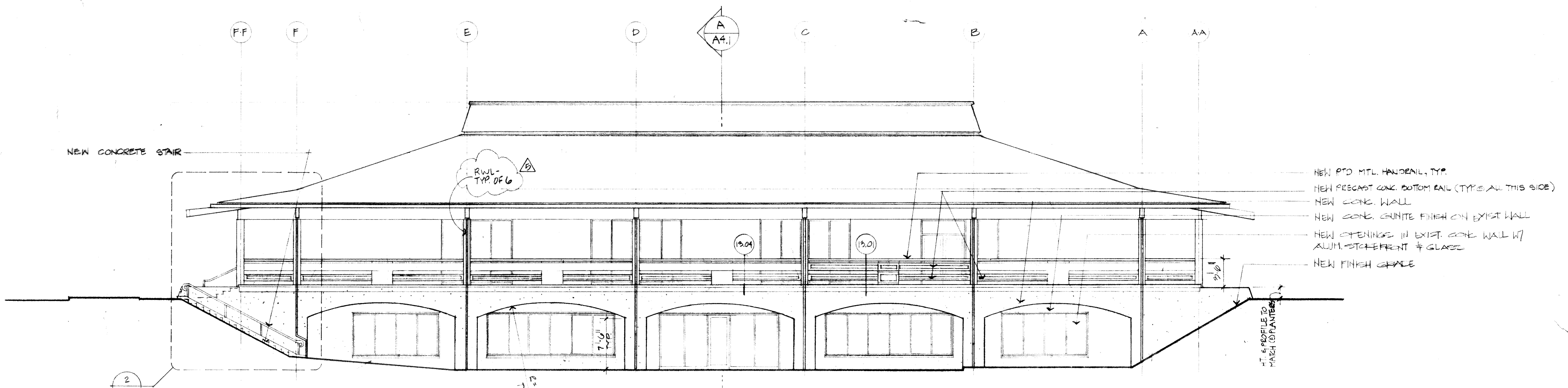
4 WEST ELEVATION  
1/8" = 1'-0"



3 EAST ELEVATION  
1/8" = 1'-0"



2 SOUTH ELEVATION  
1/8" = 1'-0"



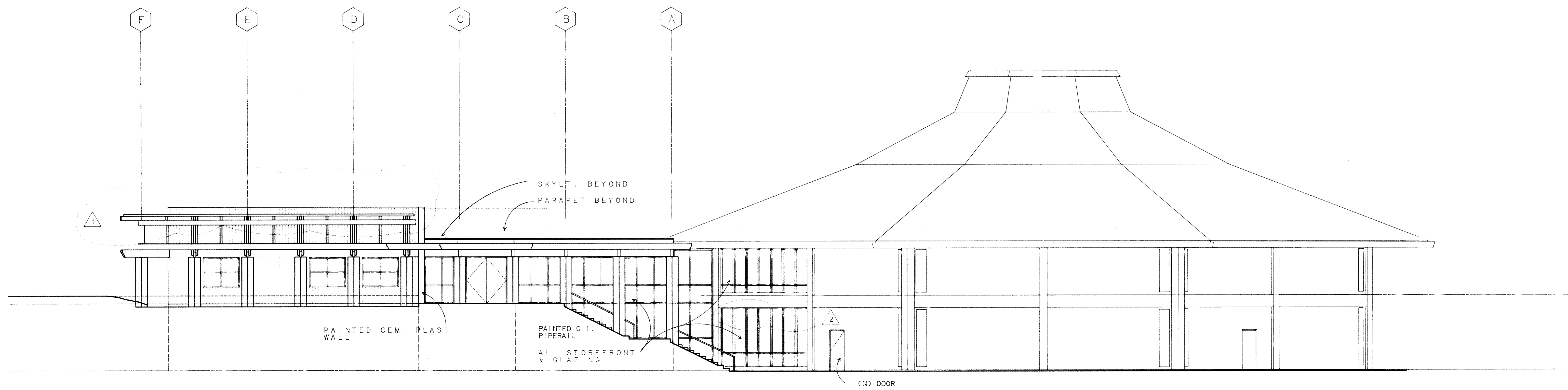
1 NORTH ELEVATION  
1/8" = 1'-0"

Civic Center Improvements  
**CITY OF CUPERTINO**  
Cupertino, California

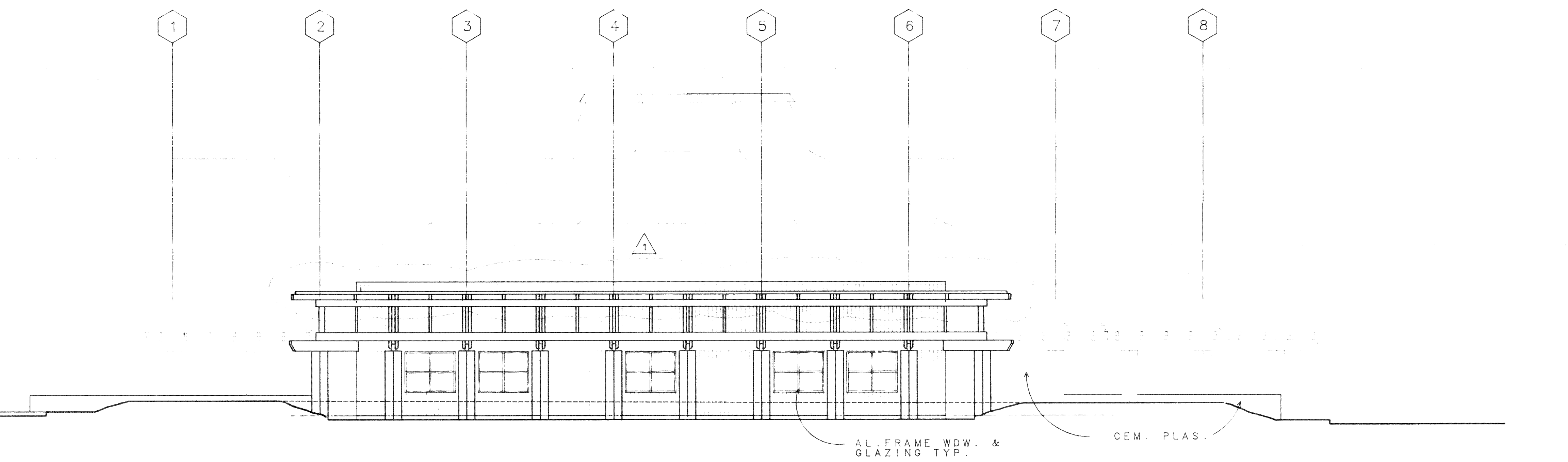
City Hall:  
**EXTERIOR ELEVATIONS**

DRAWN
CHECKED
DATE 10-10-86
SCALE 1/8" = 1'-0"
JOB NO. 855-11-A
SHEET <b>A31</b>
OF SHEETS

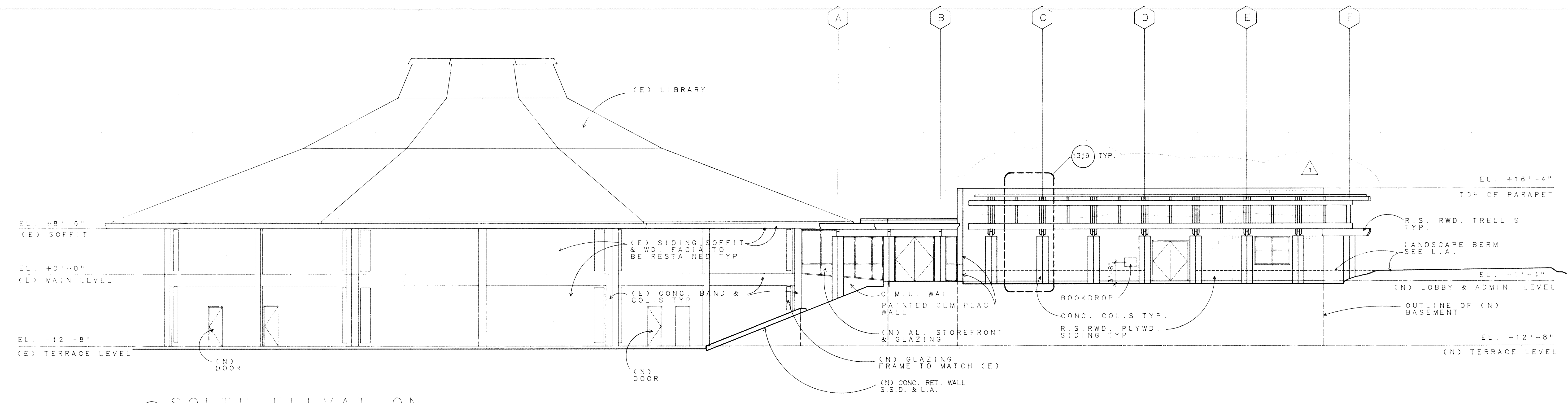
REVISIONS	BY
1	10/24/86
2	11/18/86



3 NORTH ELEVATION



2 EAST ELEVATION



1 SOUTH ELEVATION

Civic Center Improvements  
**CITY OF CUPERTINO**  
 Cupertino, California

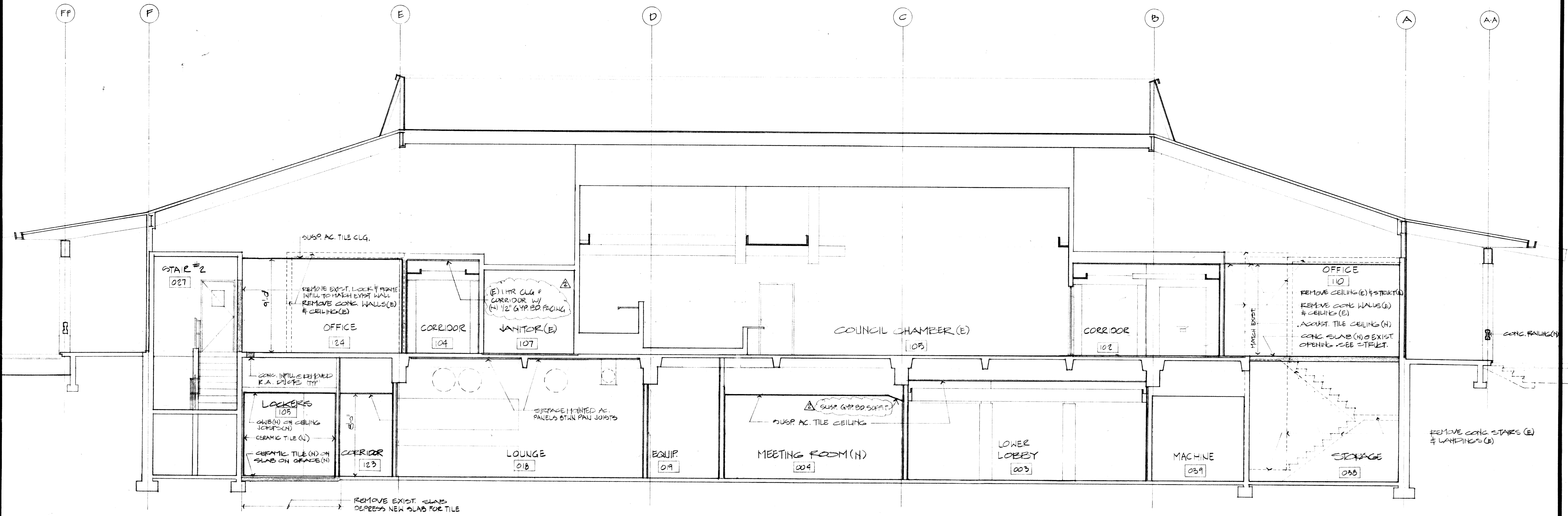
LIBRARY  
**EXTERIOR ELEVATIONS**

DRAWN	R.S.
CHECKED	
DATE	10/10/86
SCALE	1/8"=1'-0"
JOB NO.	8514.03
SHEET	A3.2
OF	SHEETS

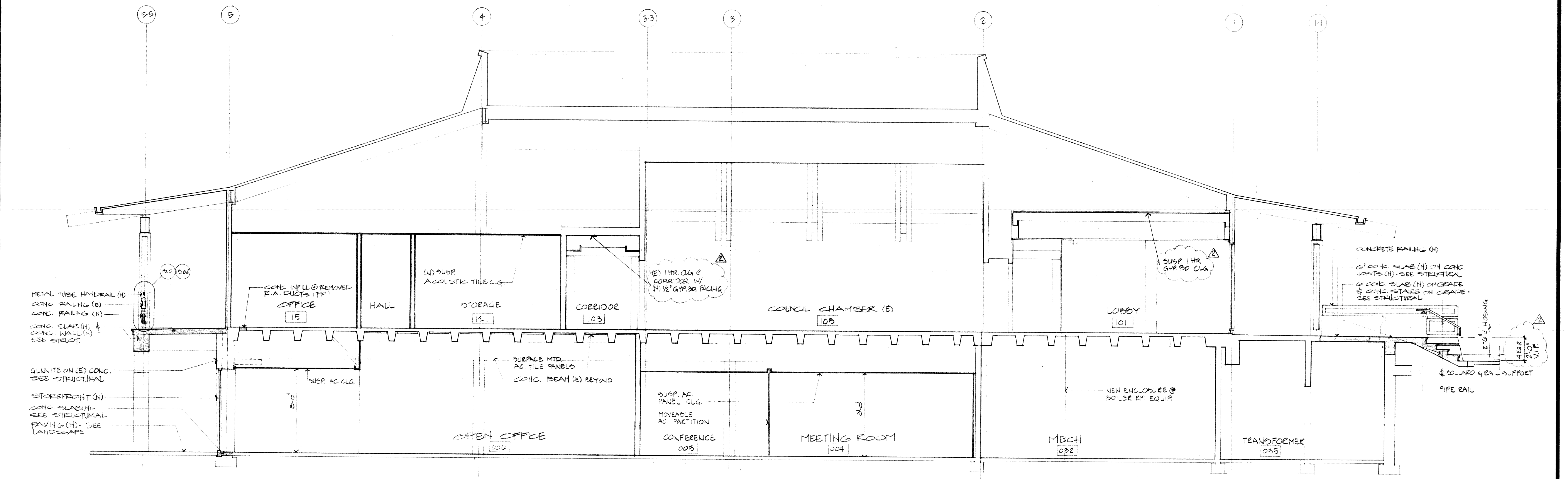
REVISIONS	BY
11-8-86	FW

**HOLLAND**  
ARCHITECTS  
DRAFTERS

Holland, Smith & Devine, Inc.  
4400 Sandwell Court, Suite 202  
San Francisco, California 94134  
415-398-1200



B BUILDING SECTION

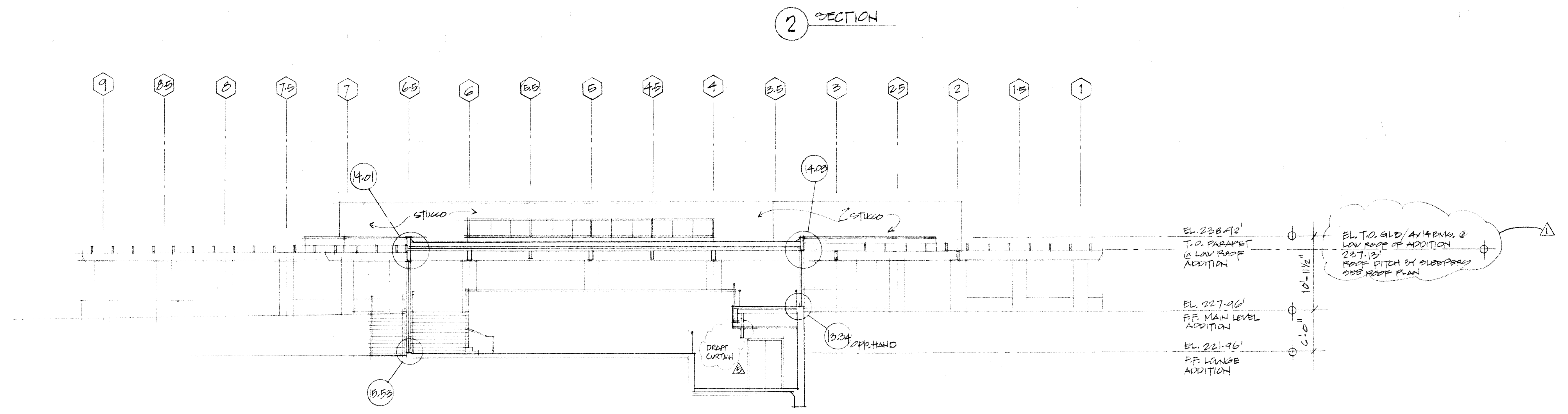
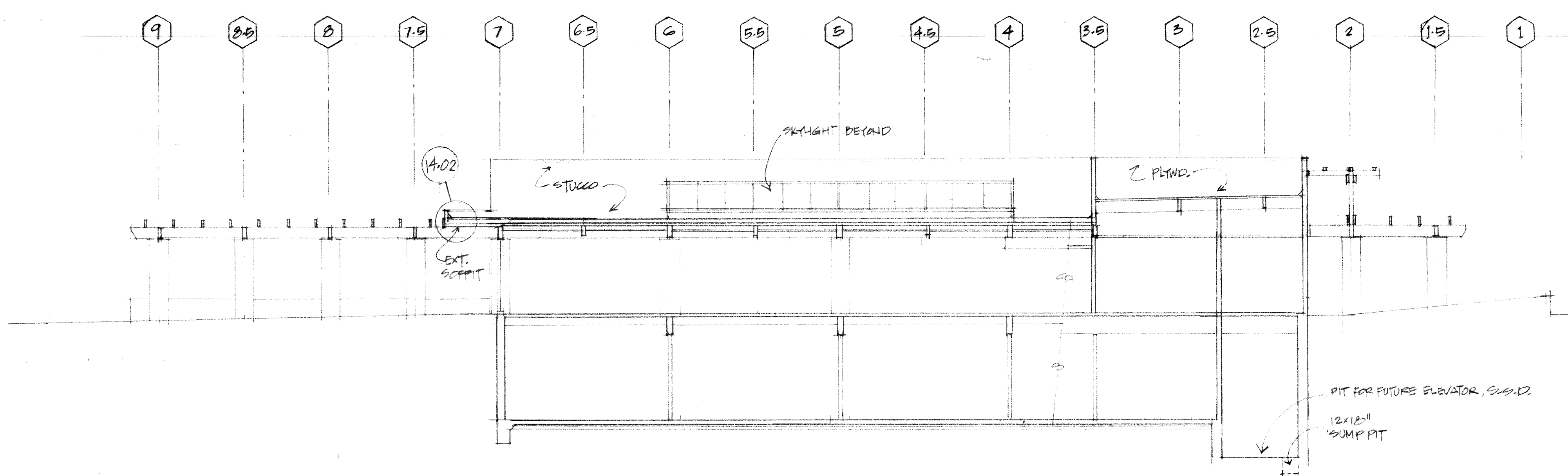
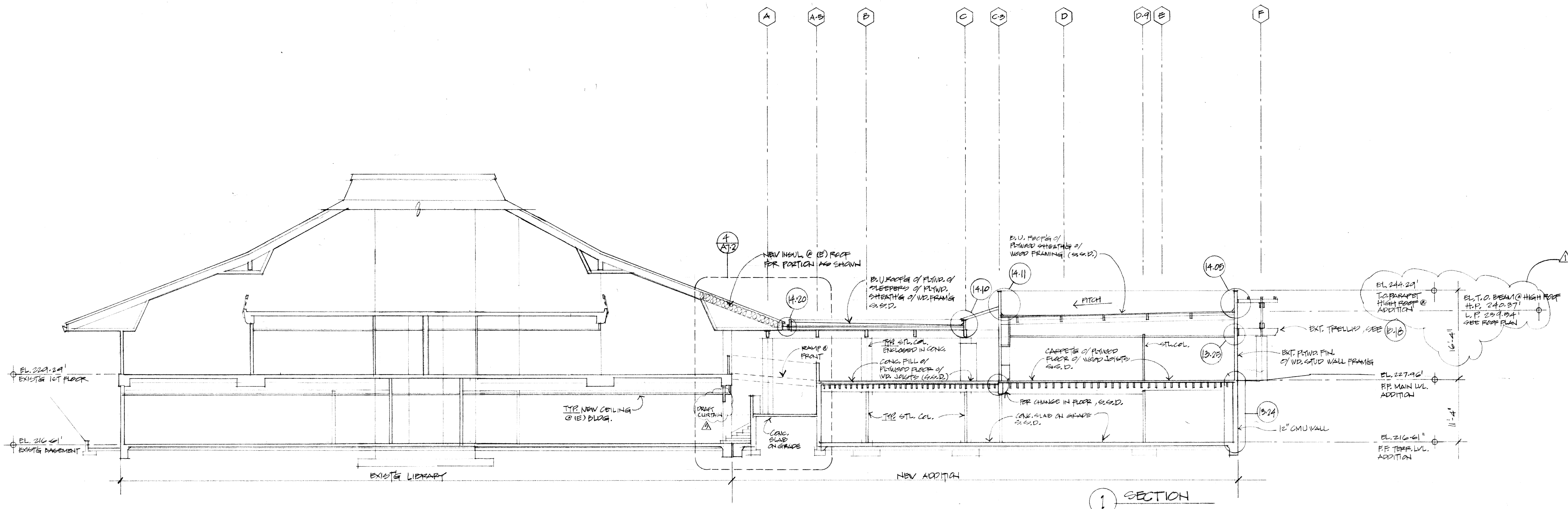


A BUILDING SECTION

Civic Center Improvements  
**CITY OF CUPERTINO**  
Cupertino, California


City Hall:  
**BUILDING SECTIONS**

DRAWN
CHECKED
DATE 10-2-86
SCALE 1/8" = 1'-0"
JOB NO. 85-14A
SHEET
<b>A4.1</b>
OF SHEETS



3 SECTION

REVISIONS	BY
Δ 10-24-86	
Δ 12-18-86	




Civic Center Improvements  
**CITY OF CUPERTINO**  
 Cupertino, California

LIBRARY  
**BUILDING SECTIONS**

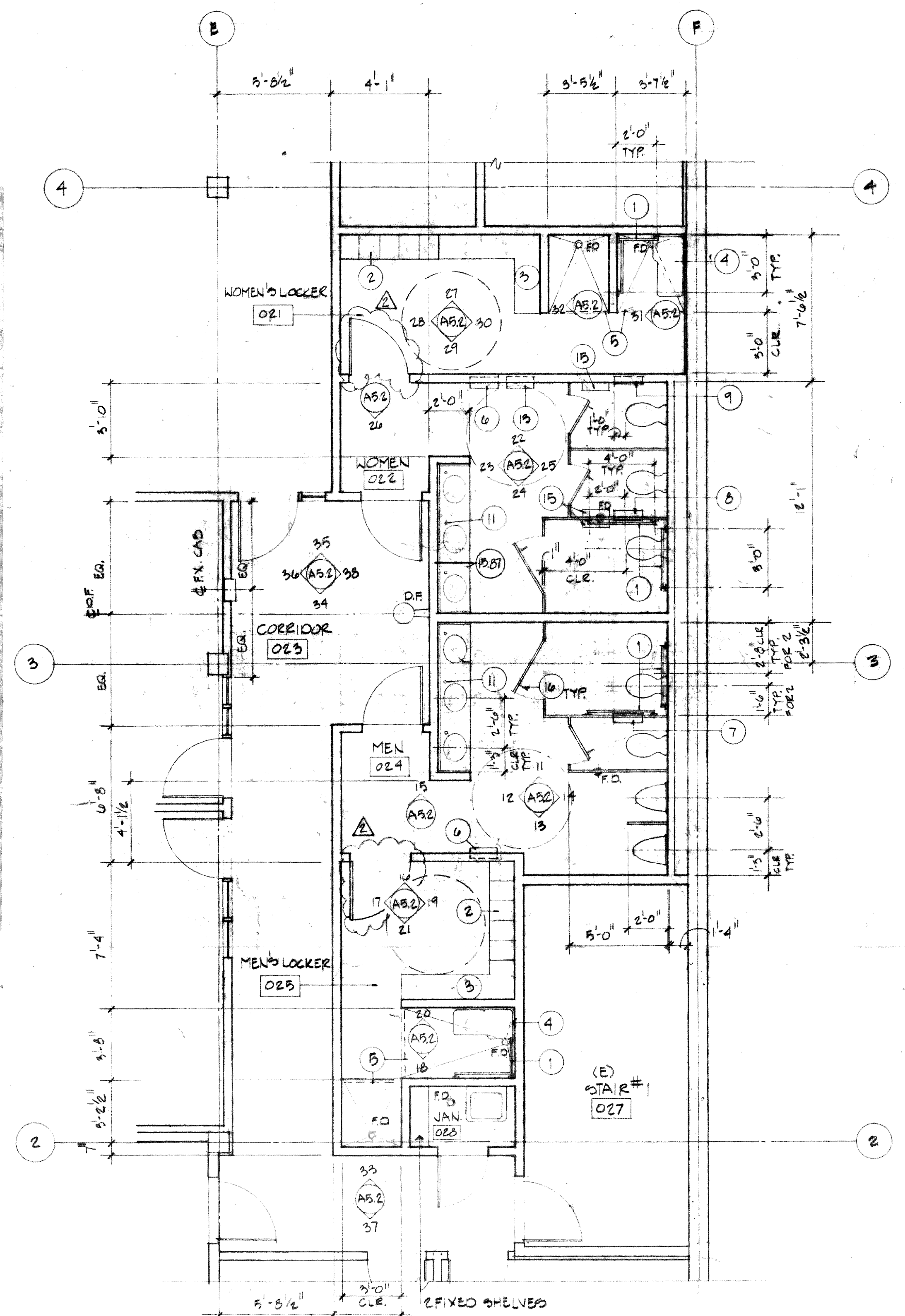
DRAWN	J. W.
CHECKED	
DATE	10/10/86
SCALE	1/8" = 1'-0"
JOB NO.	8514.03
SHEET	
<b>A4.2</b>	
OF	SHEETS

REVISIONS	BY
Δ 11-10-06	FW

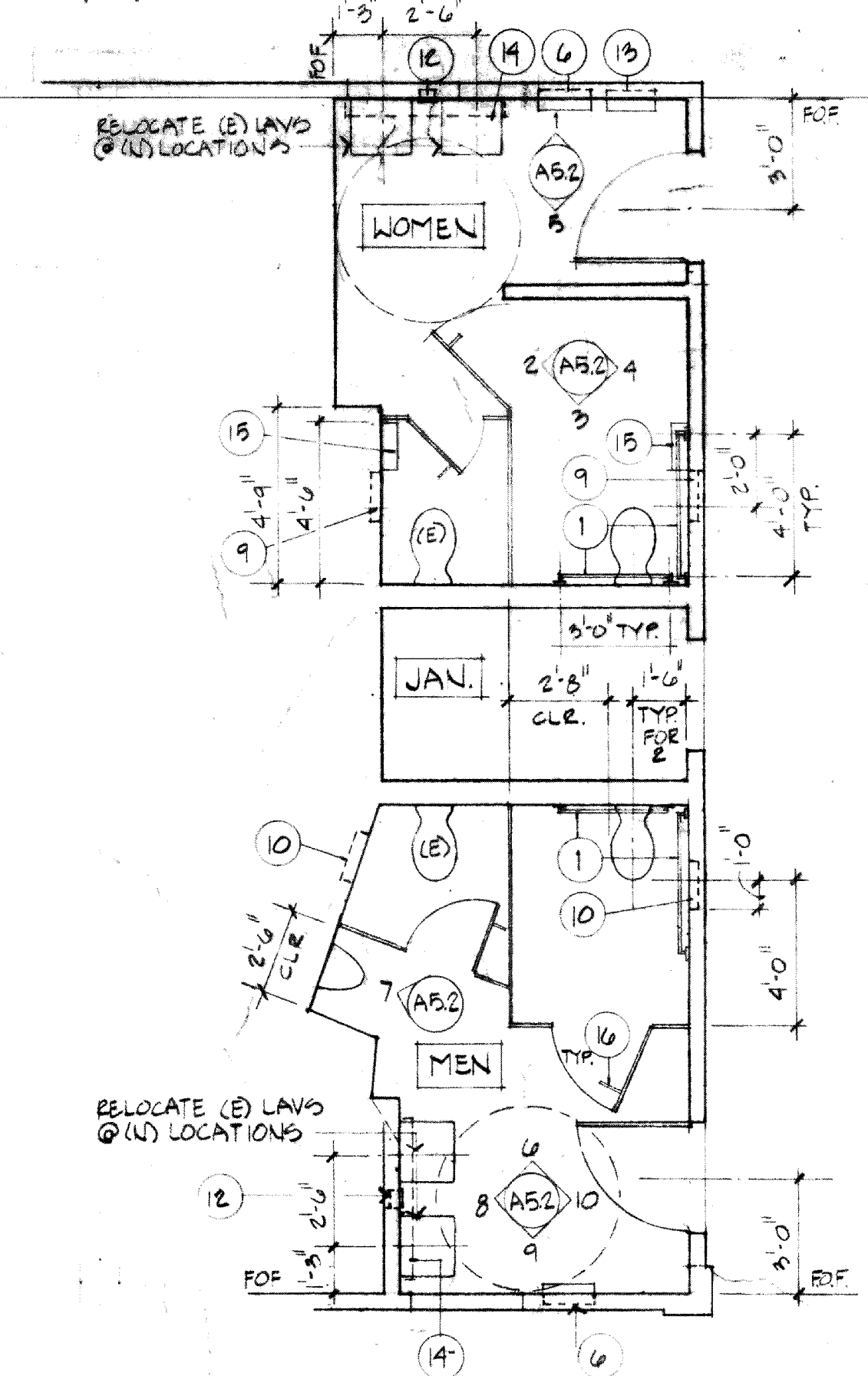


### ACCESSORY LEGEND

1	Handicap Grap Bar
2	Lockers
3	Bench
4	Fold down seat
5	Shower curtain rod
6	Combination paper towel dispenser and waste receptacle
7	Partition mounted combination seat cover and toilet paper dispenser - serving two compartments
8	Partition mounted combination seat cover and toilet paper dispenser and feminine napkin disposal - serving two compartments
9	Wall mounted combination seat cover and toilet paper dispenser and feminine napkin disposal - serving one compartment
10	Wall mounted combination seat cover and toilet paper dispenser, serving one compartment
11	Deck mounted soap dispenser
12	Wall mounted soap dispenser
13	Wall mounted feminine napkin / tampon vendor
14	Mirror with shelf
15	Wall mounted shelf
16	Coat hook with bumper



1 ENLARGED TERRACE LEVEL TOILET ROOM PLAN  
1/4" = 1'-0"

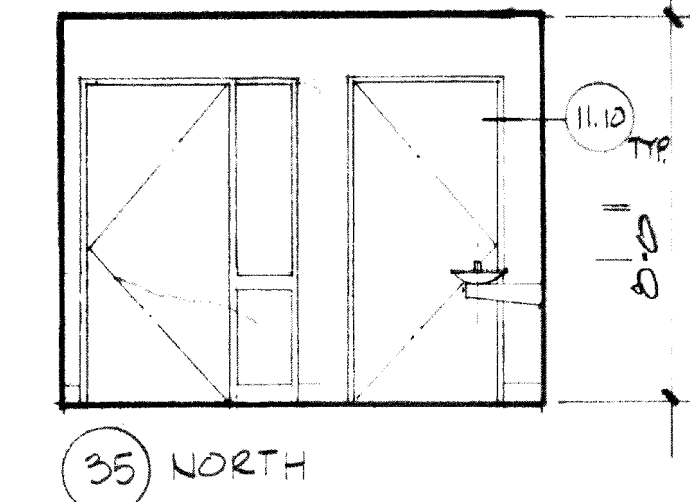
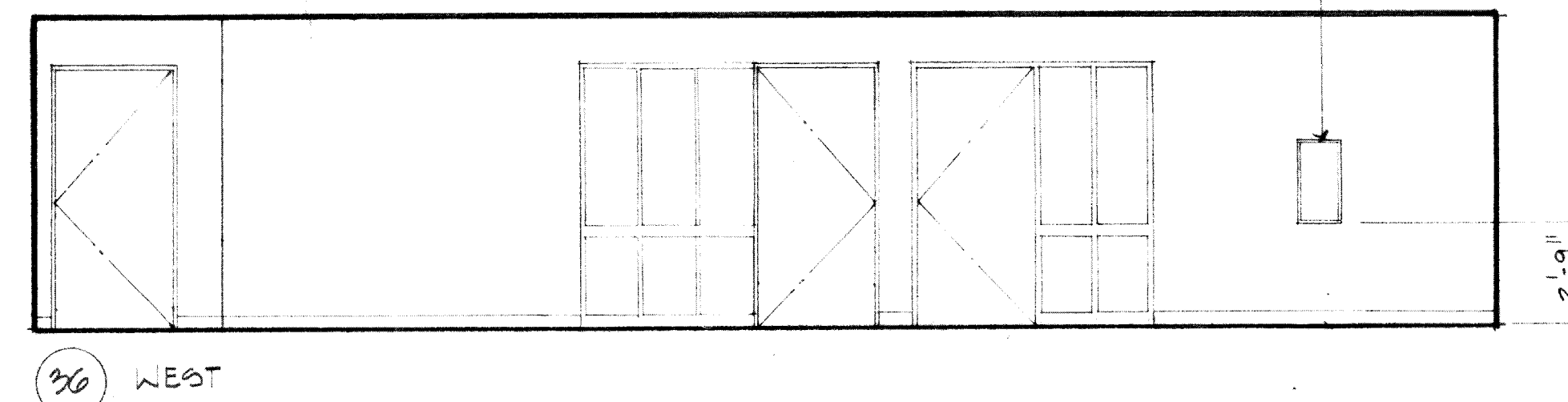
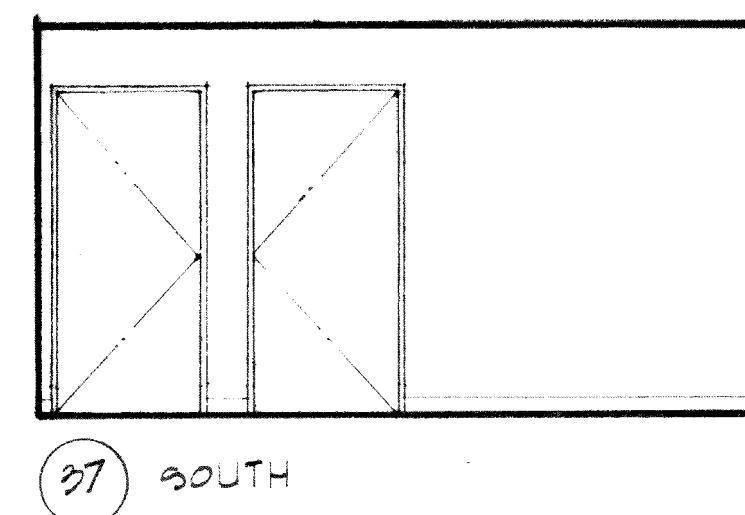
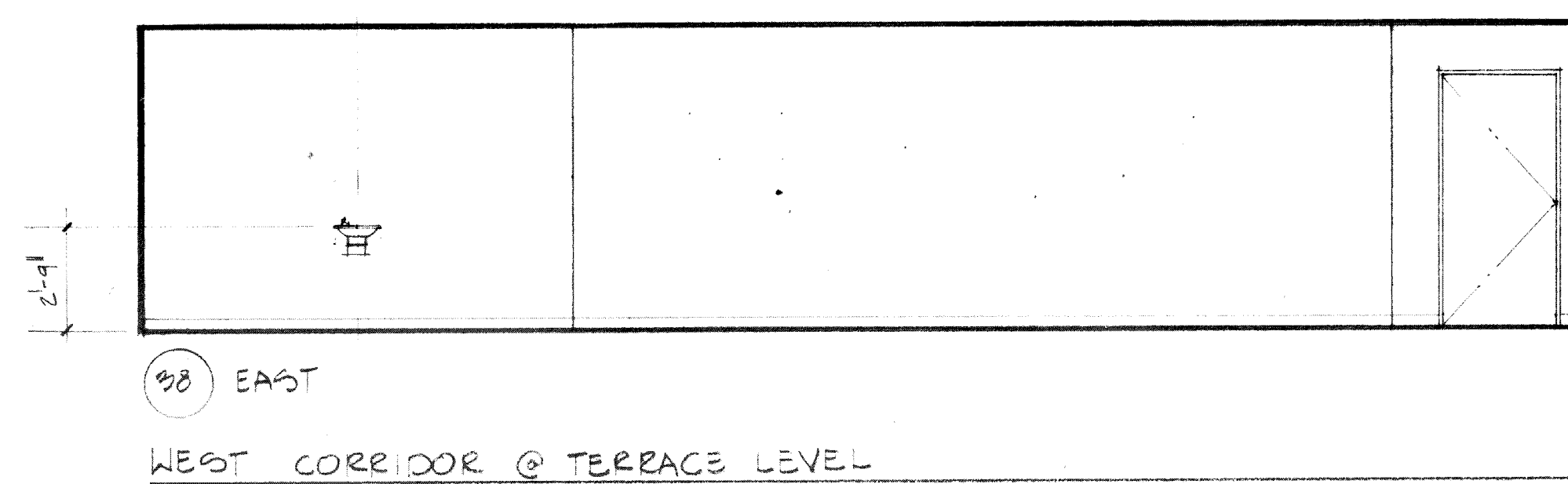
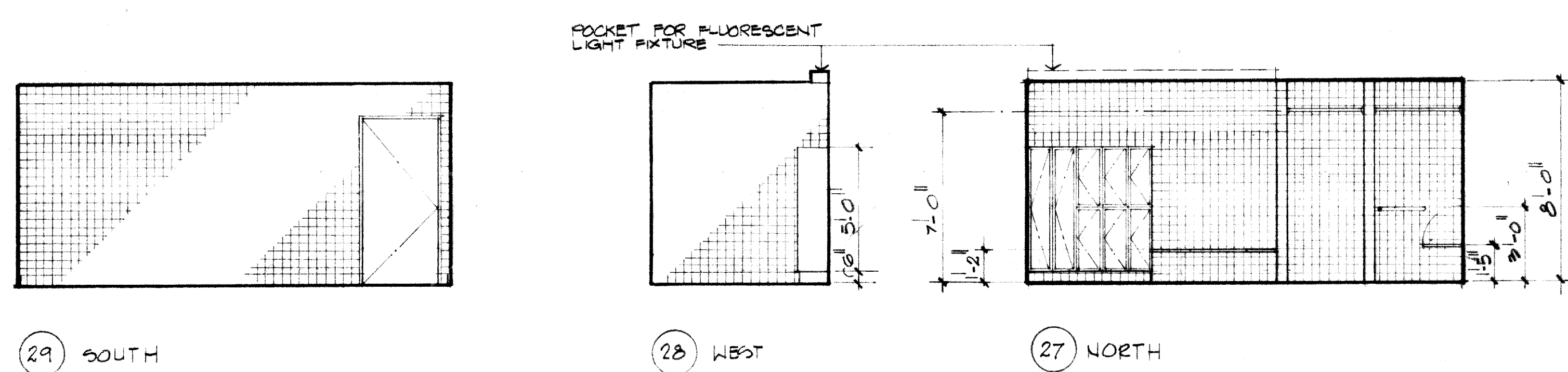
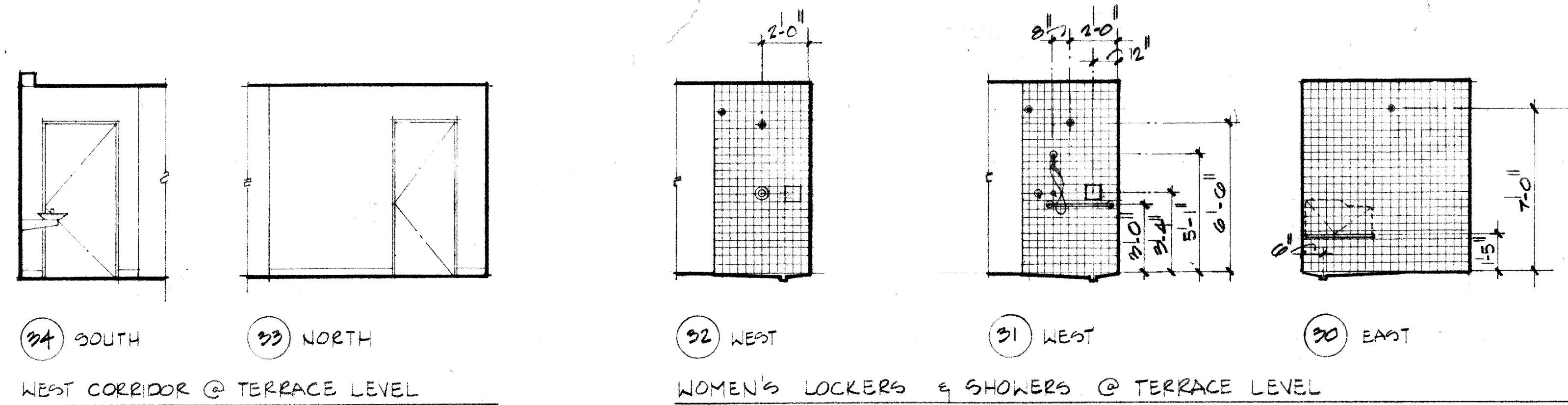
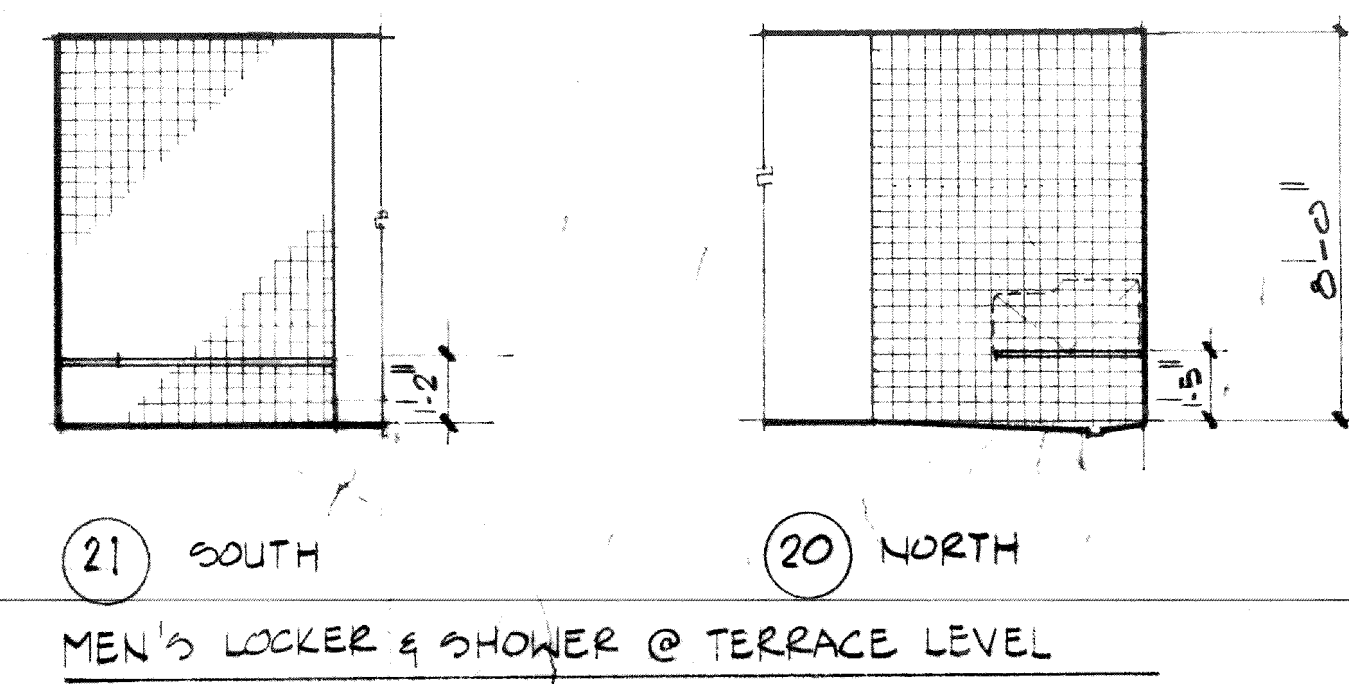
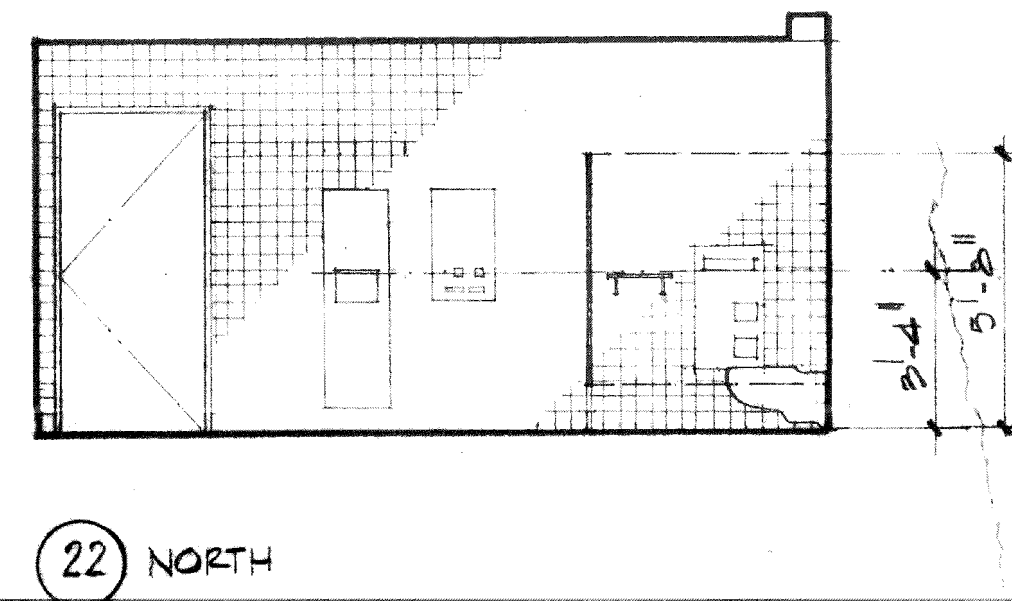
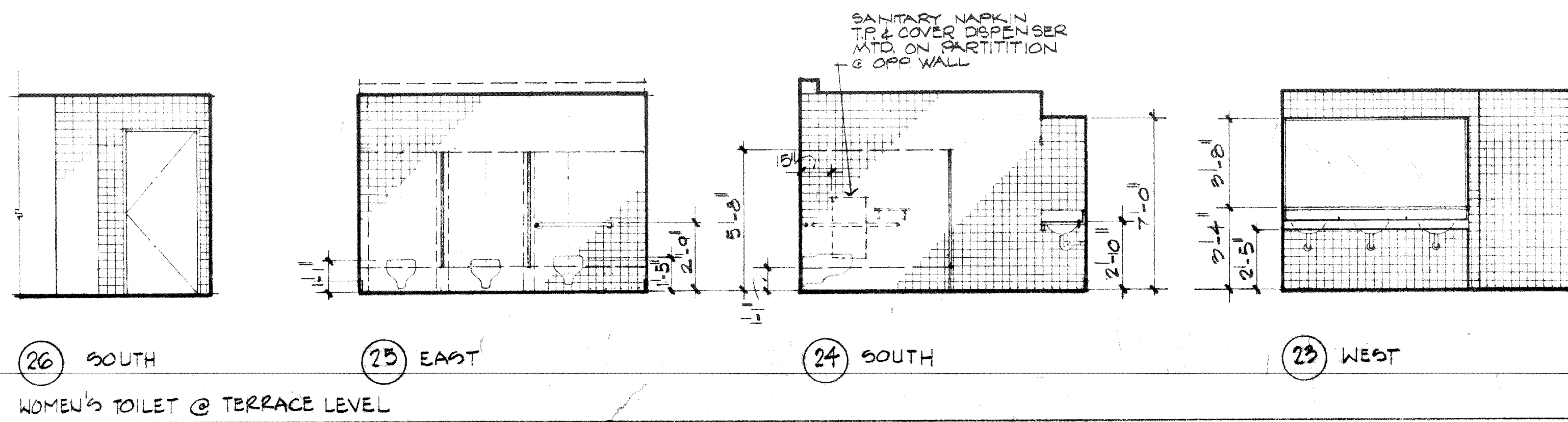
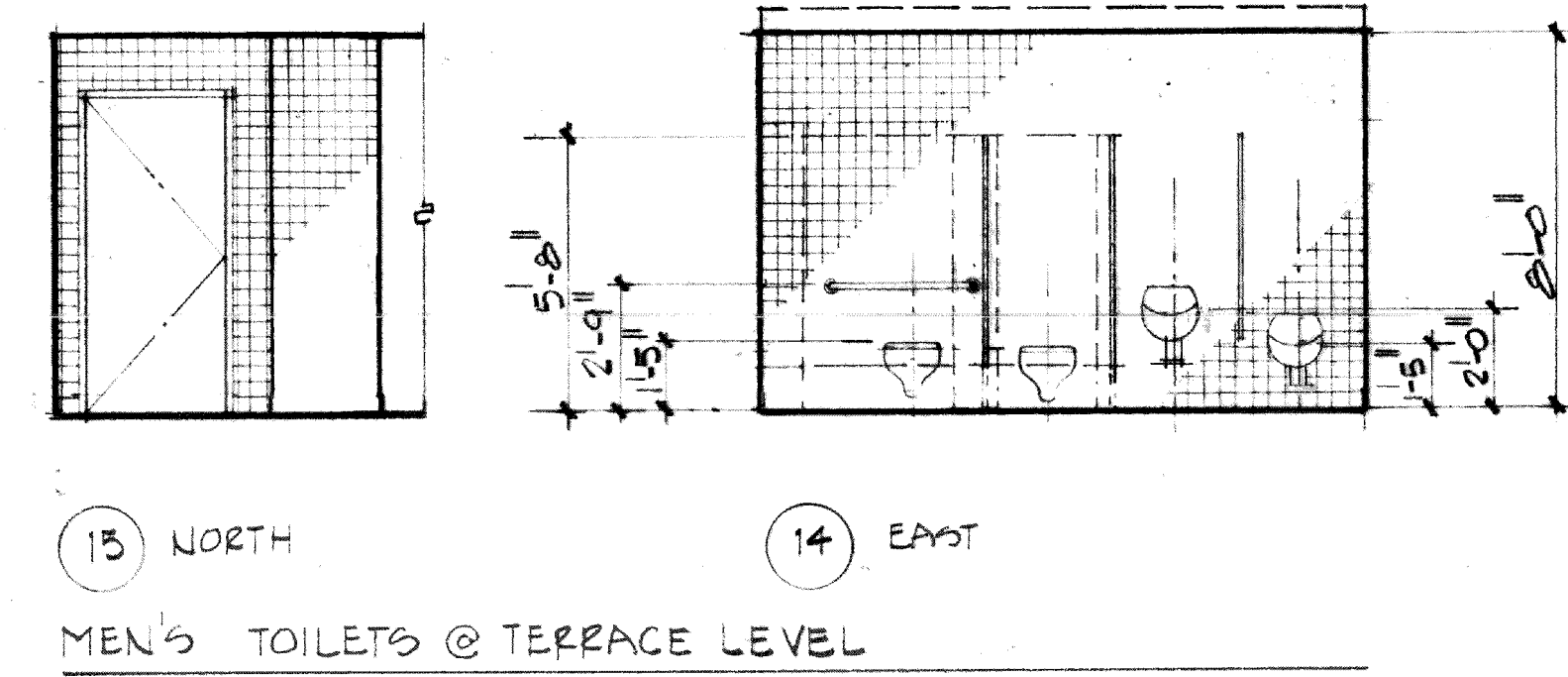
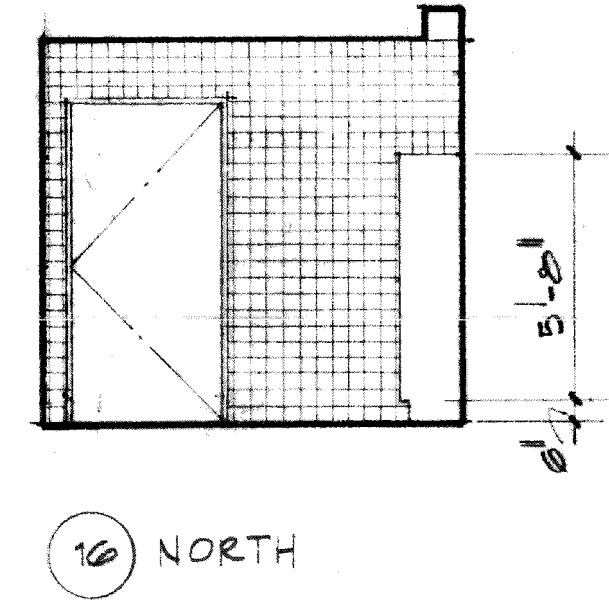
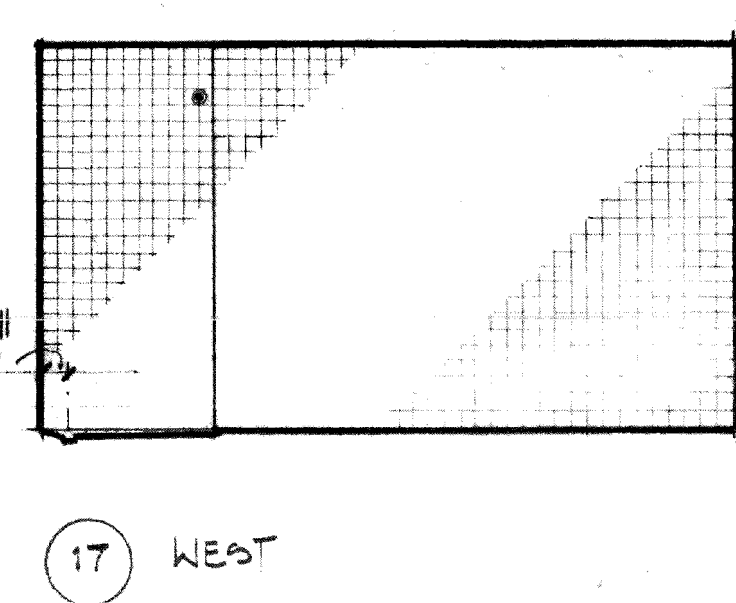
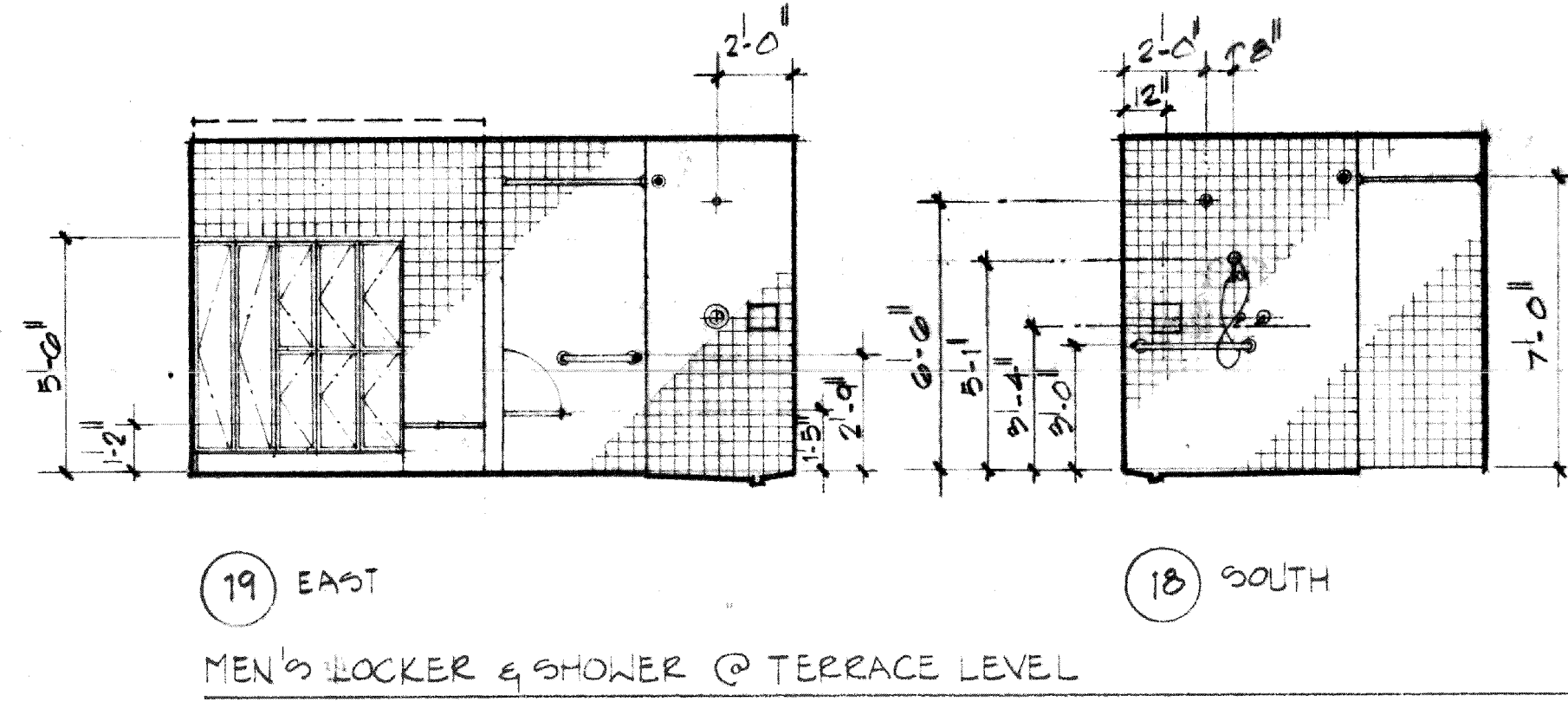
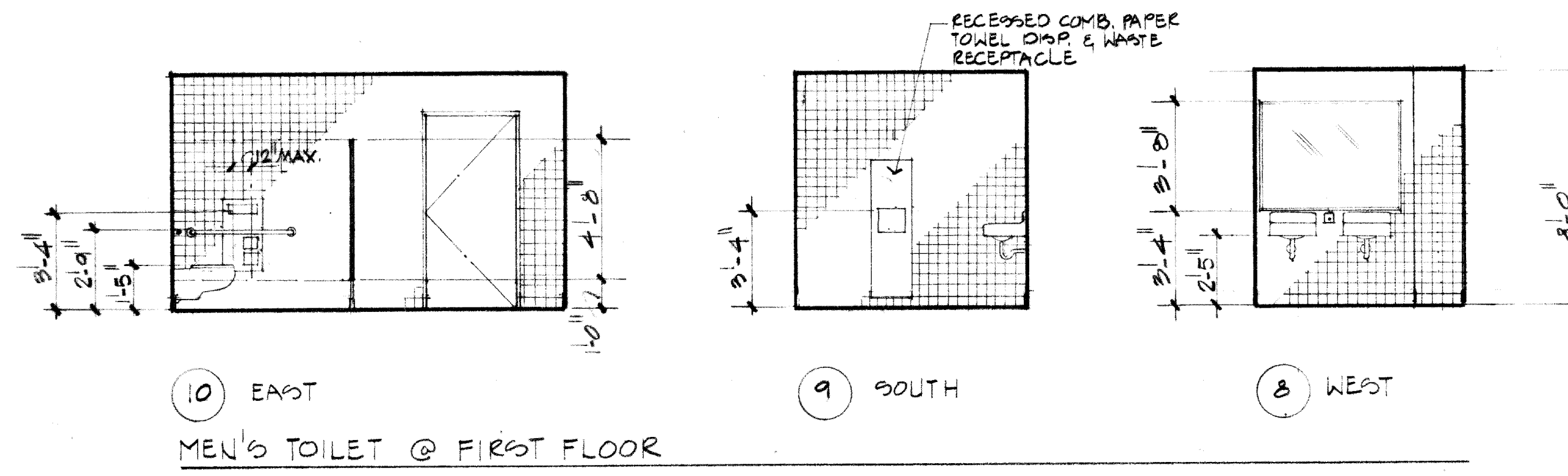
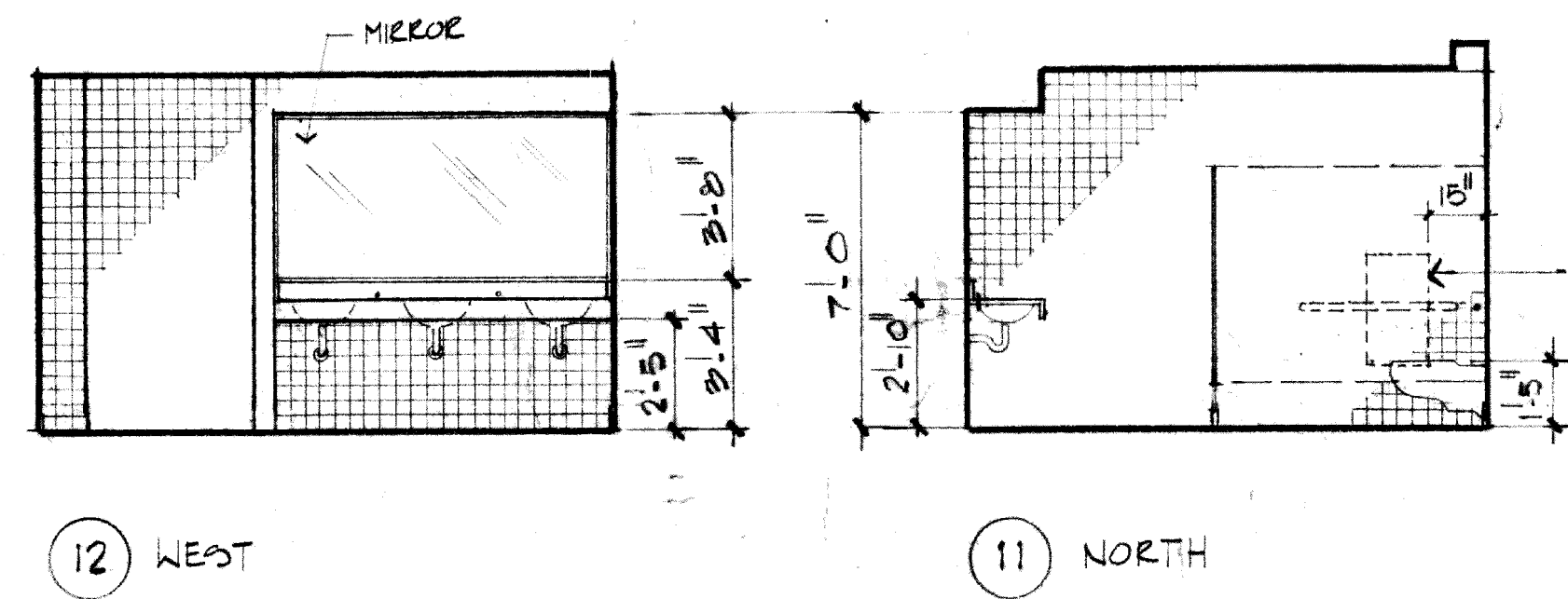
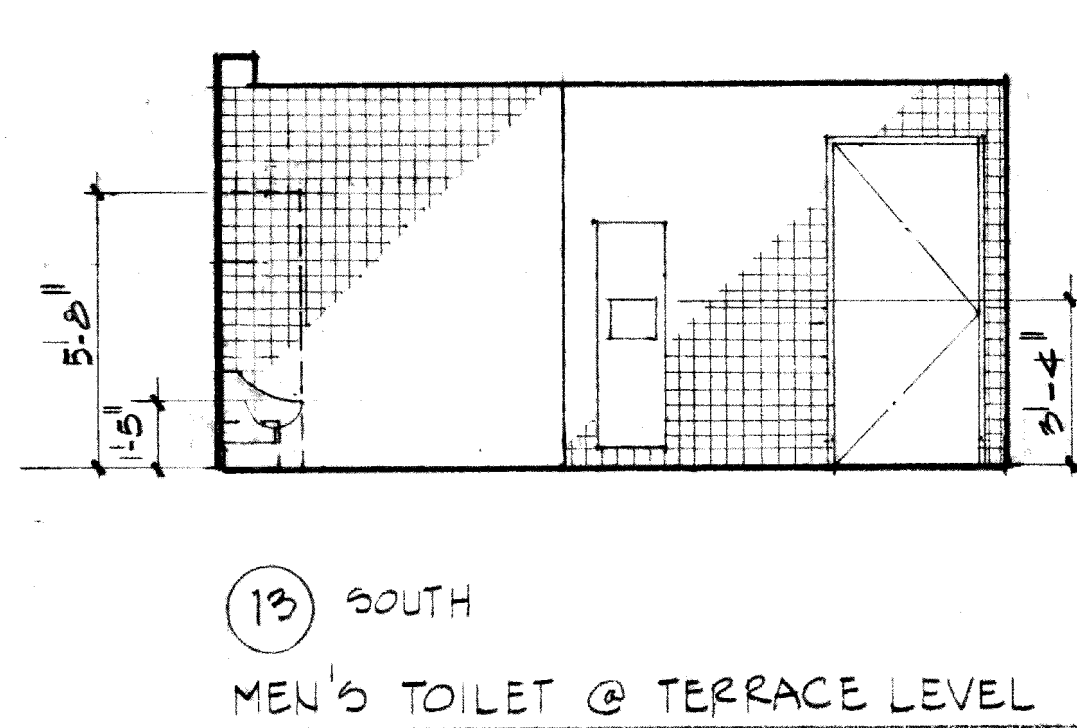
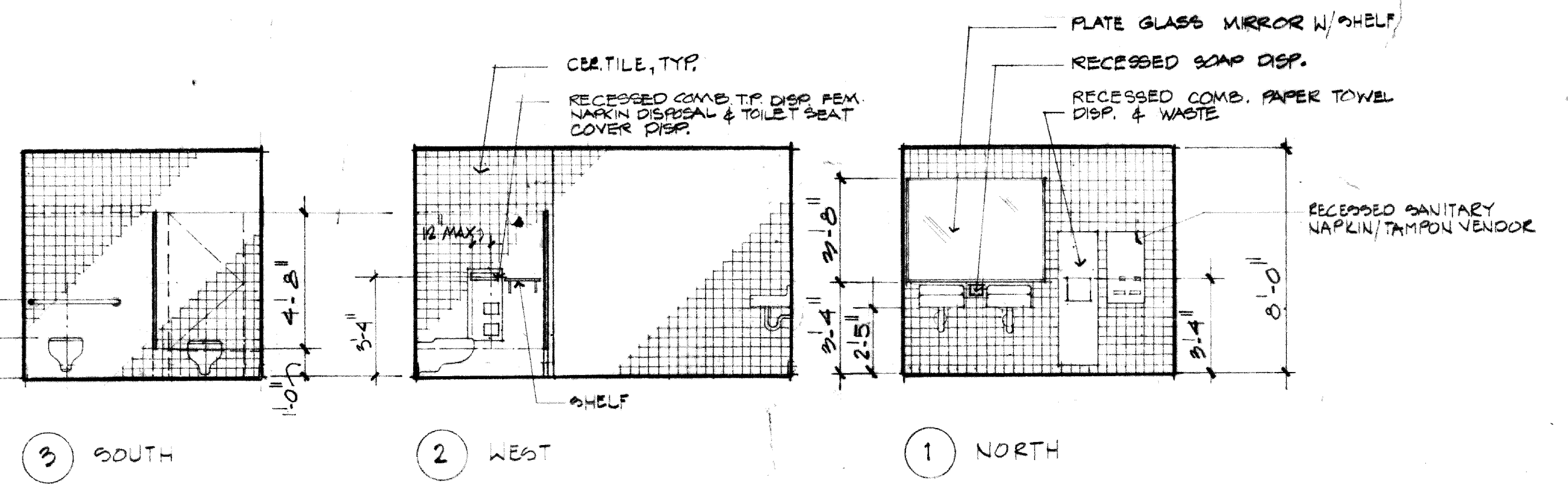
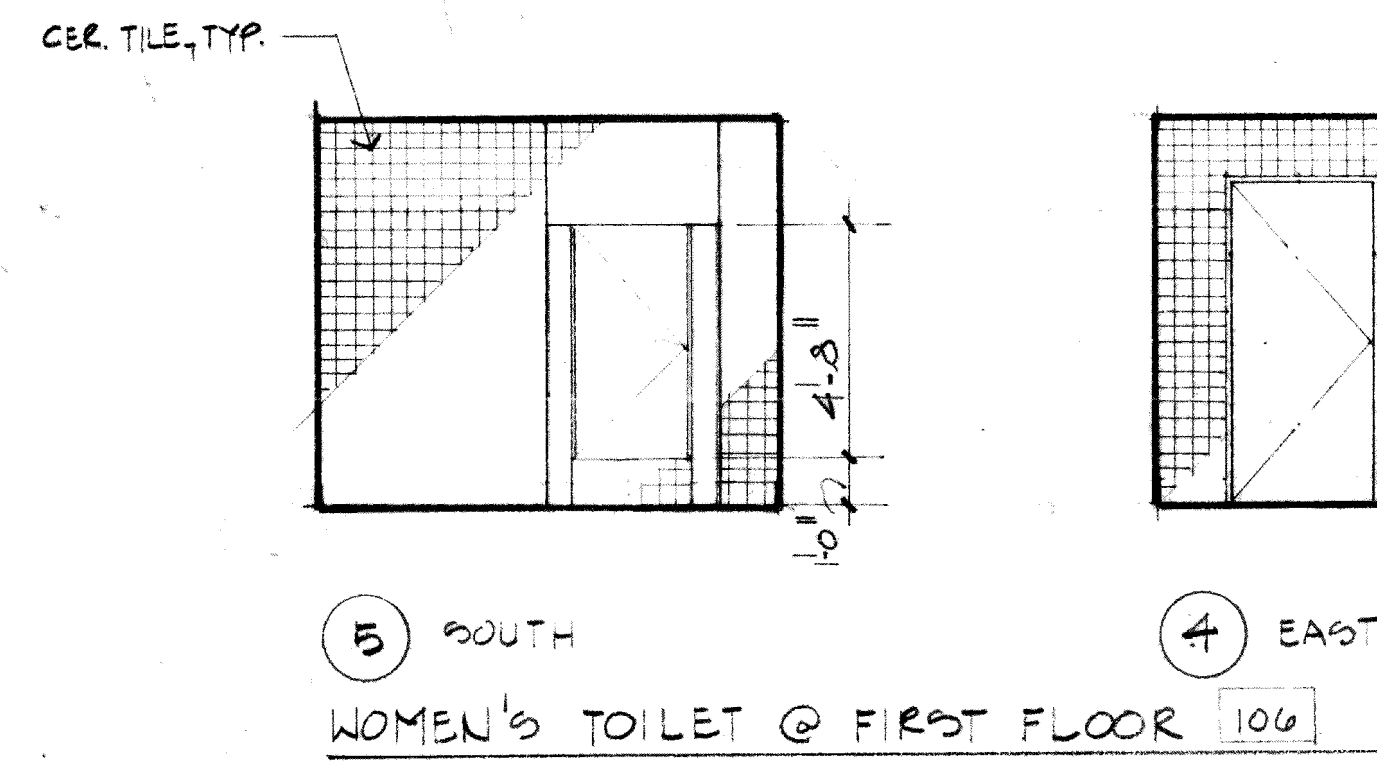
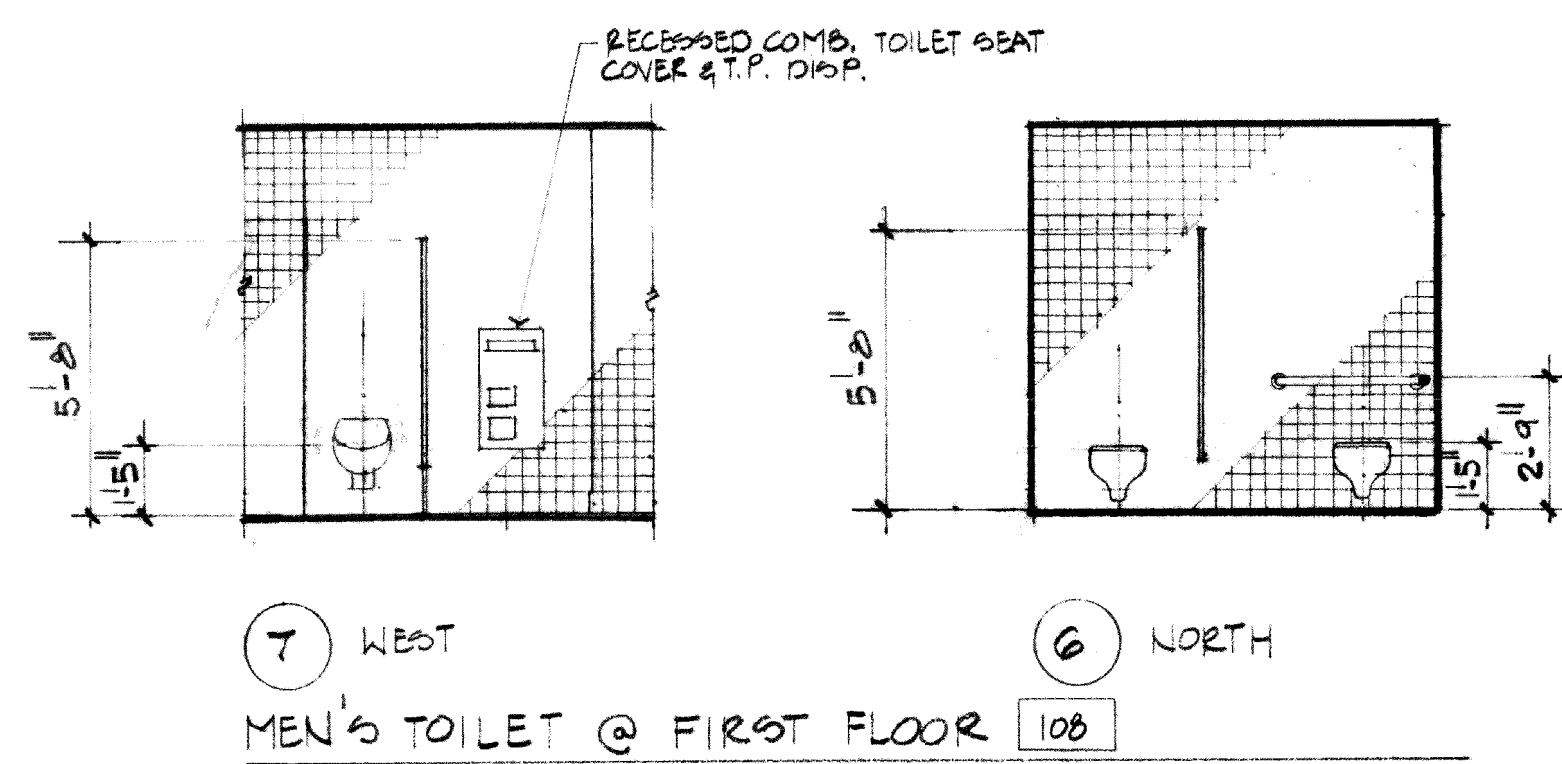


2 ENLARGED FIRST FLOOR TOILET ROOM PLAN  
1/4" = 1'-0"

Civic Center Improvements  
**CITY OF CUPERTINO**  
 Cupertino, California

City Hall:  
**DETAIL PLANS**

DRAWN
CHECKED
DATE 10/10-06
SCALE AS SHOWN
JOB NO. 05-14A
SHEET <b>A5.1</b>
OF SHEETS



REVISIONS	BY



Holland, East & Dunn, Inc.  
480 Stewart Street, Suite 202  
Port of Redwood City, CA 94063  
415 981 1200


Civic Center Improvements  
**CITY OF CUPERTINO**  
Cupertino, California

City Hall:  
**INTERIOR ELEVATIONS**

DRAWN
CHECKED
DATE
SCALE
JOB NO.
SHEET

**A5.2**  
OF SHEETS

REVISIONS	BY
△ 10-24-86	
△ 11-18-86	
△ 12-3-86	



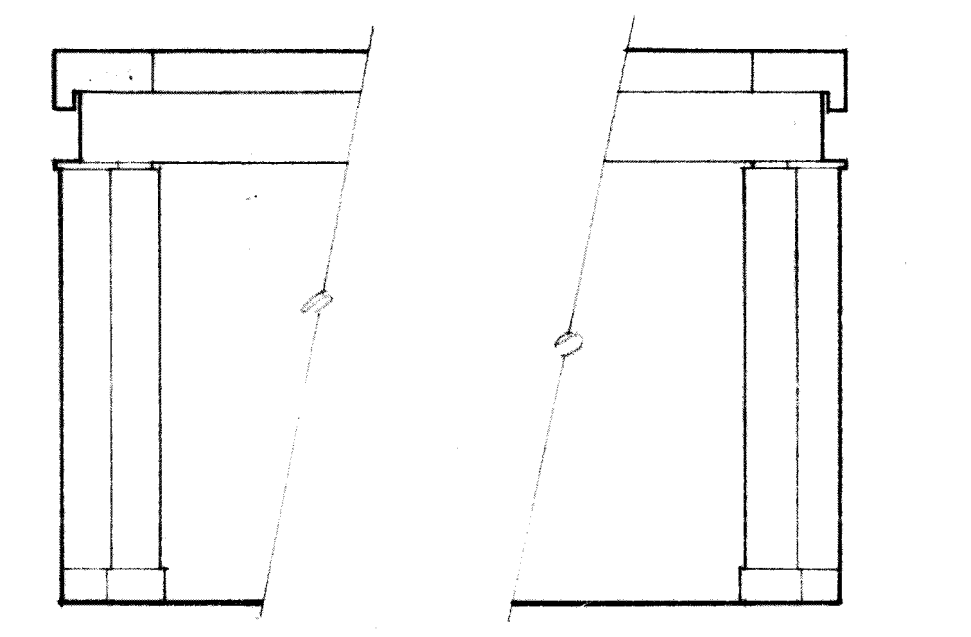
Holland, East & Dunn, Inc.  
 480 Stewart Street, Suite 202  
 San Francisco, CA 94103  
 415 398 1200

Civic Center Improvements  
**CITY OF CUPERTINO**  
 Cupertino, California

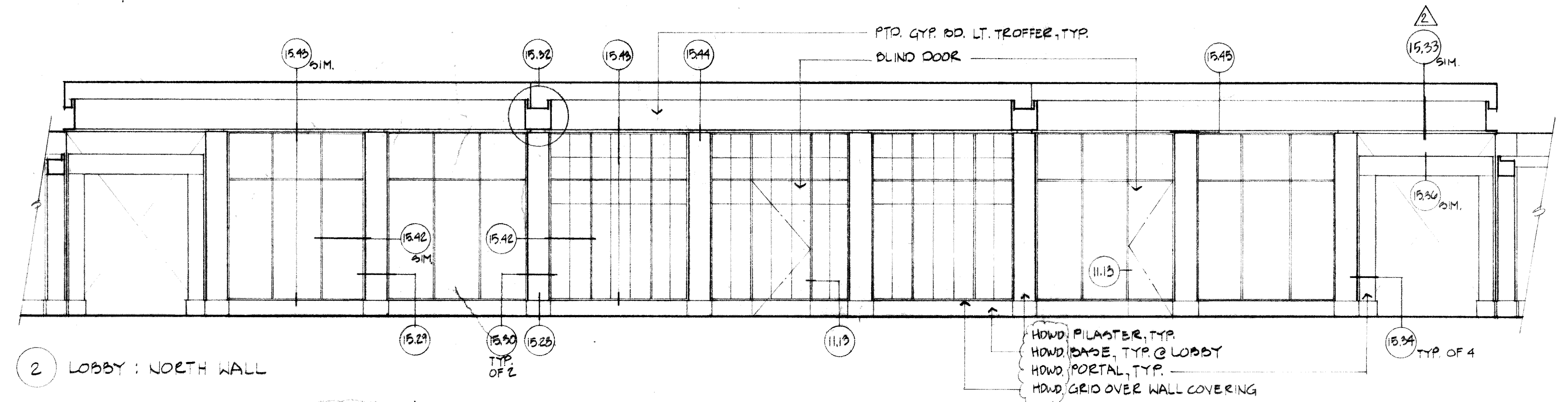
City Hall:  
**INTERIOR ELEVATIONS**

DRAWN
CHECKED
DATE 12-10-86
SCALE 1/4" = 1'-0"
JOB NO. 85-14A
SHEET

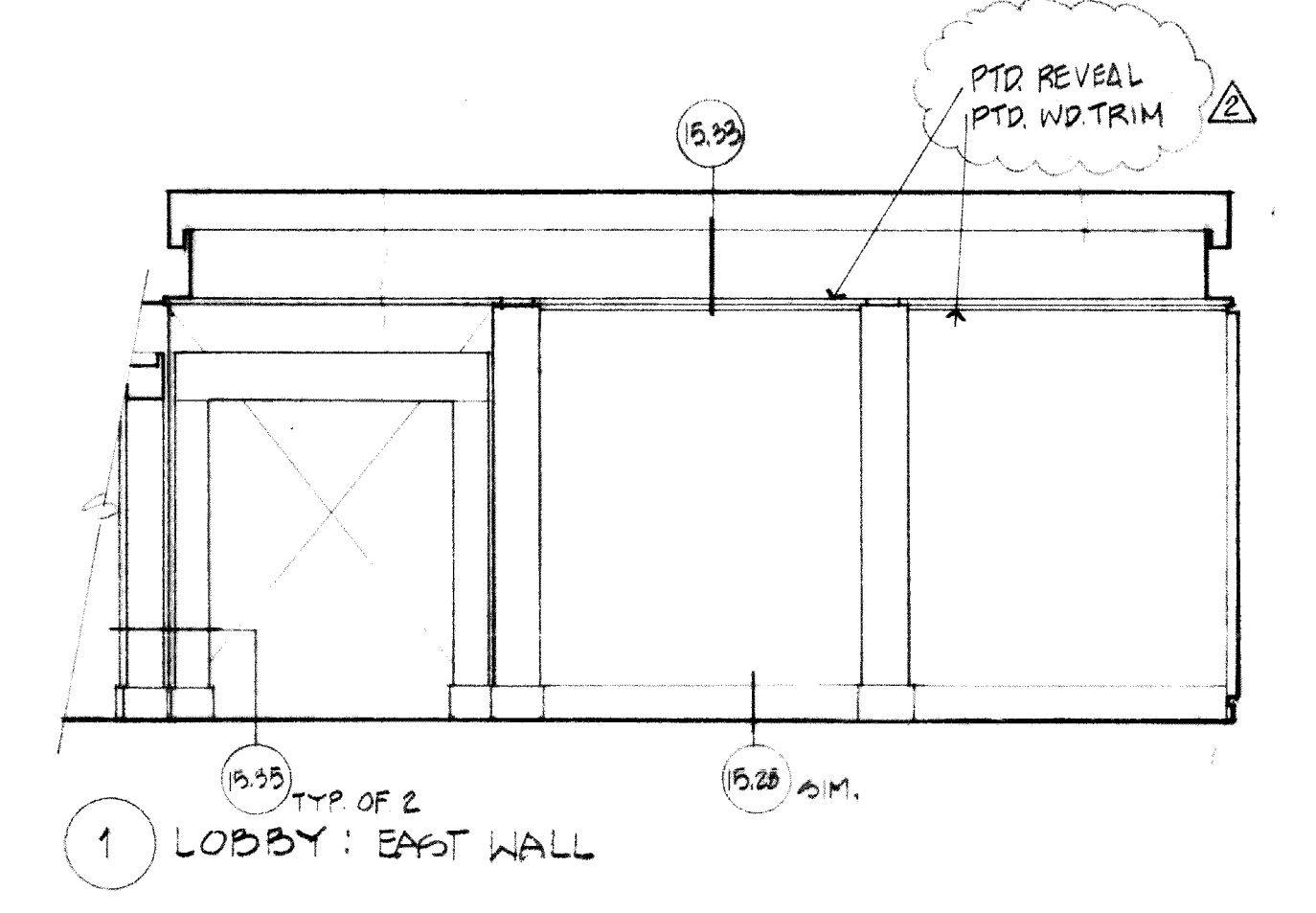
**A5.3**  
 OF SHEETS



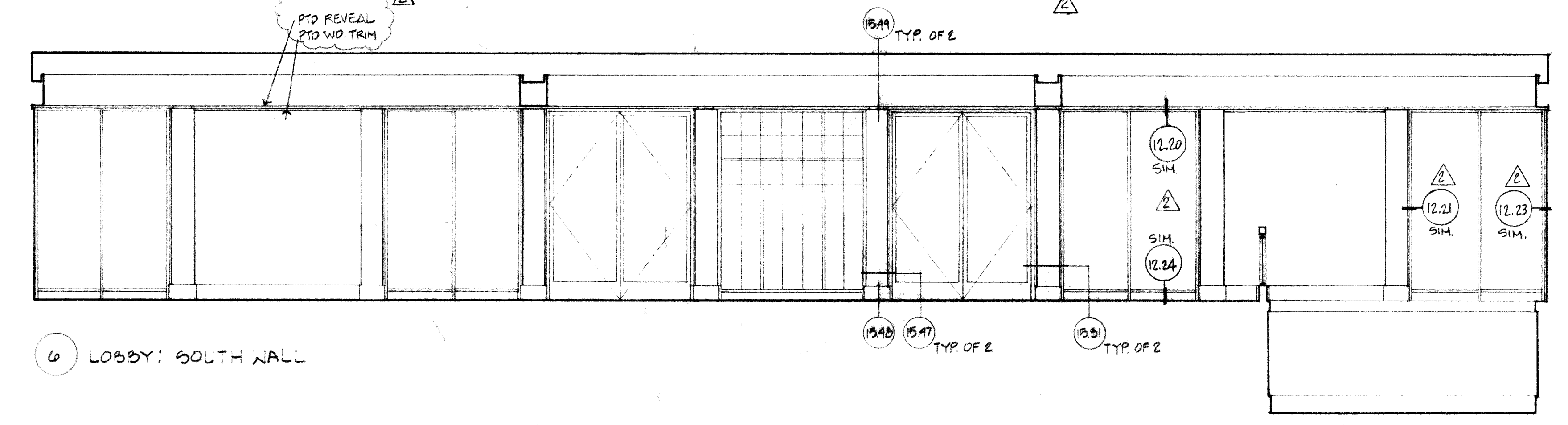
4 NORTH WALL RETURN, WEST  
 3 NORTH WALL RETURN, EAST



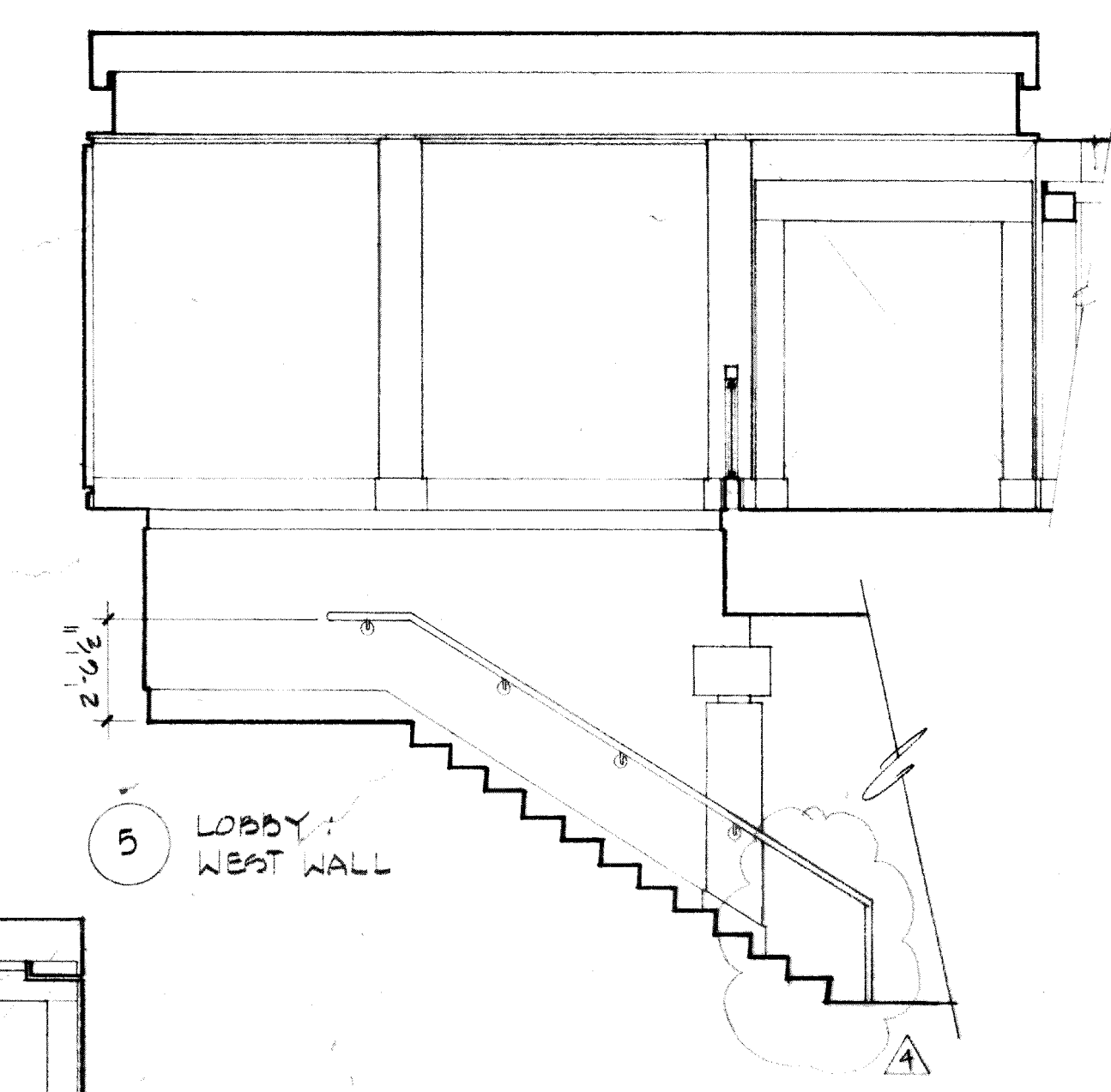
2 LOBBY: NORTH WALL



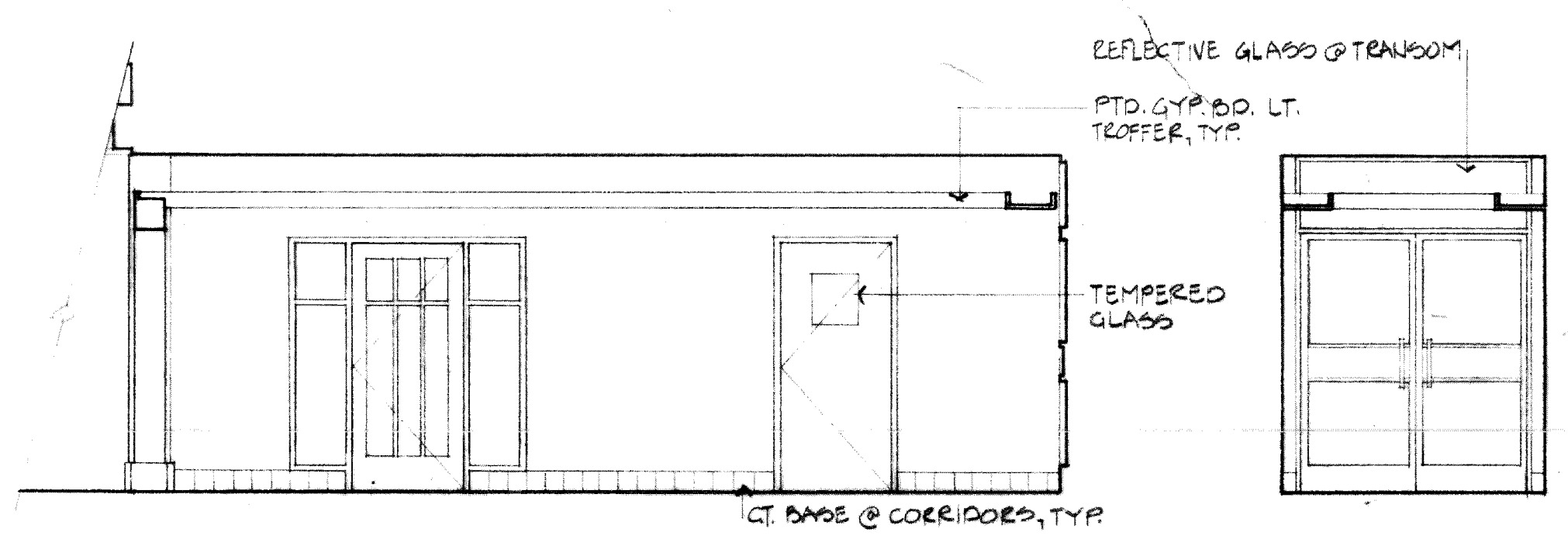
1 LOBBY: EAST WALL



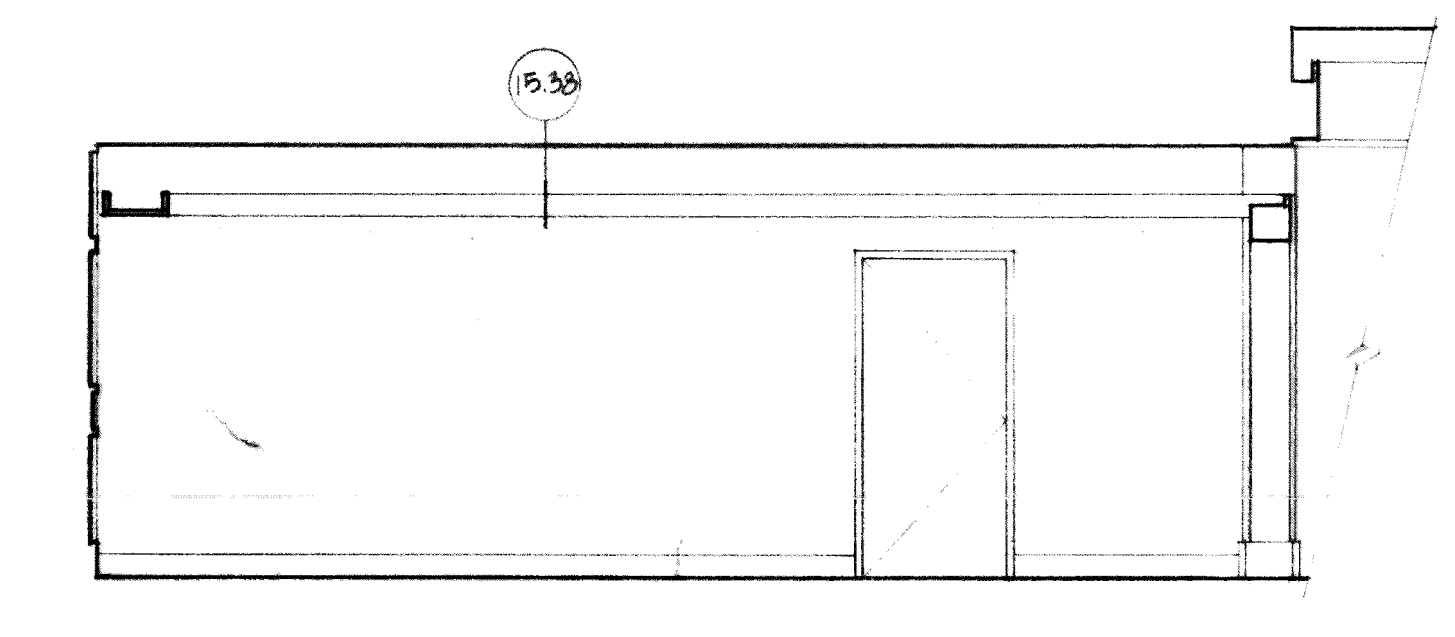
6 LOBBY: SOUTH WALL



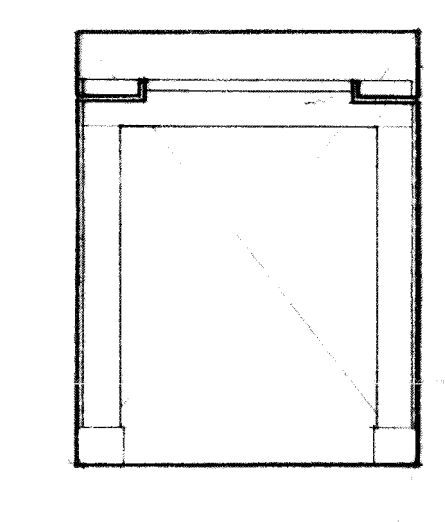
5 LOBBY: WEST WALL



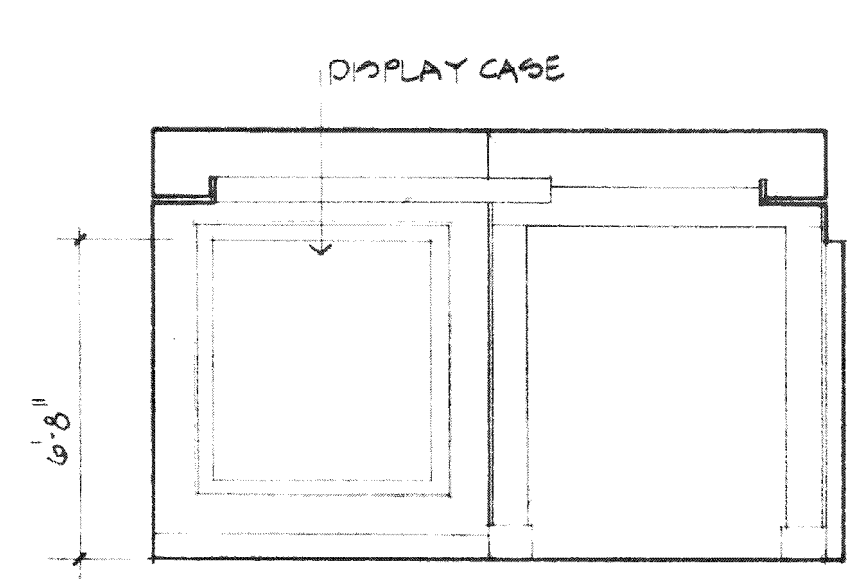
10 SOUTH CORRIDOR: NORTH WALL  
 9 SOUTH CORRIDOR: EAST WALL



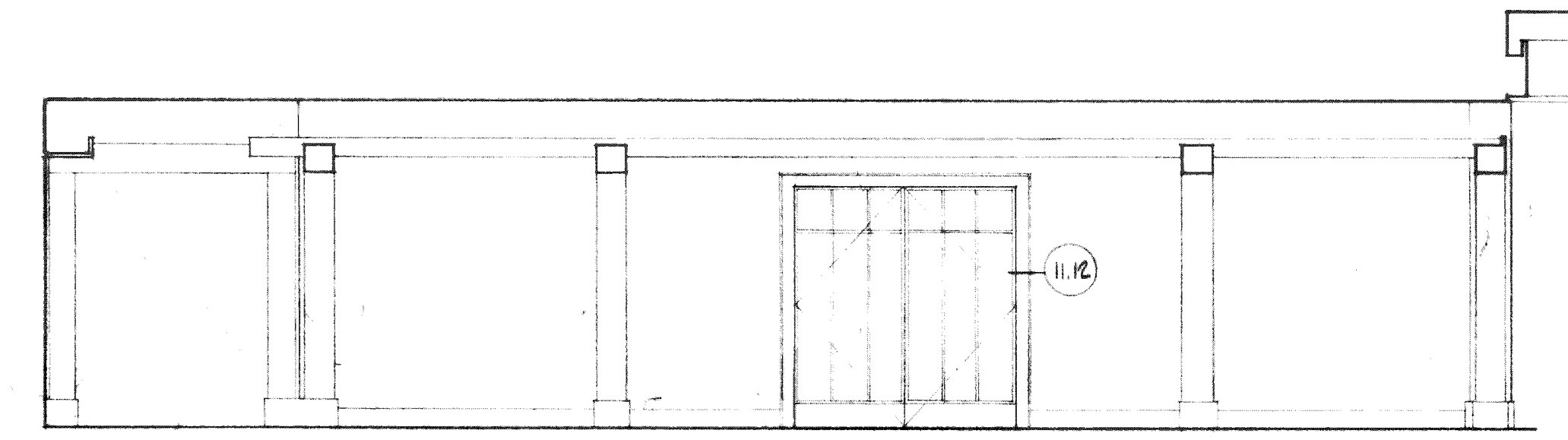
8 SOUTH CORRIDOR: SOUTH WALL



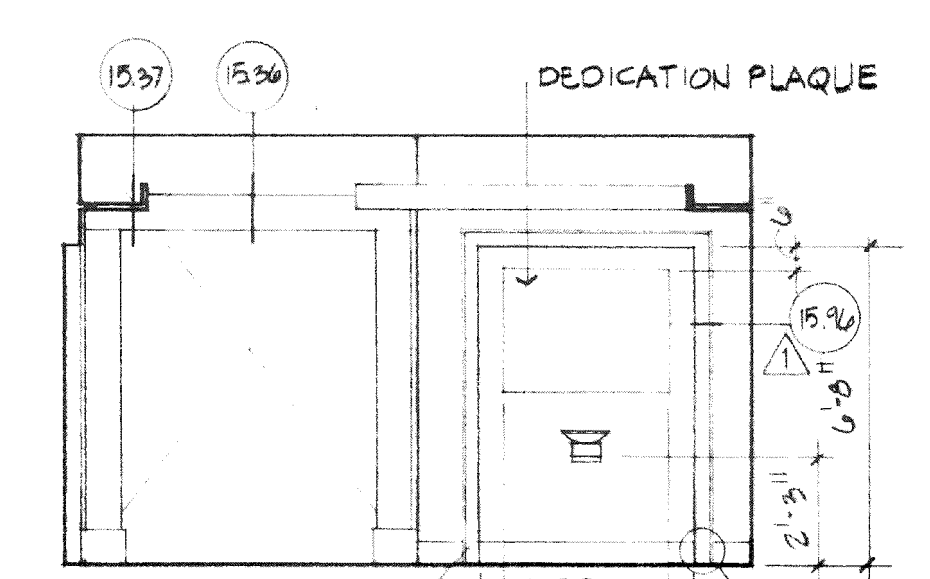
7 SOUTH CORRIDOR: WEST END



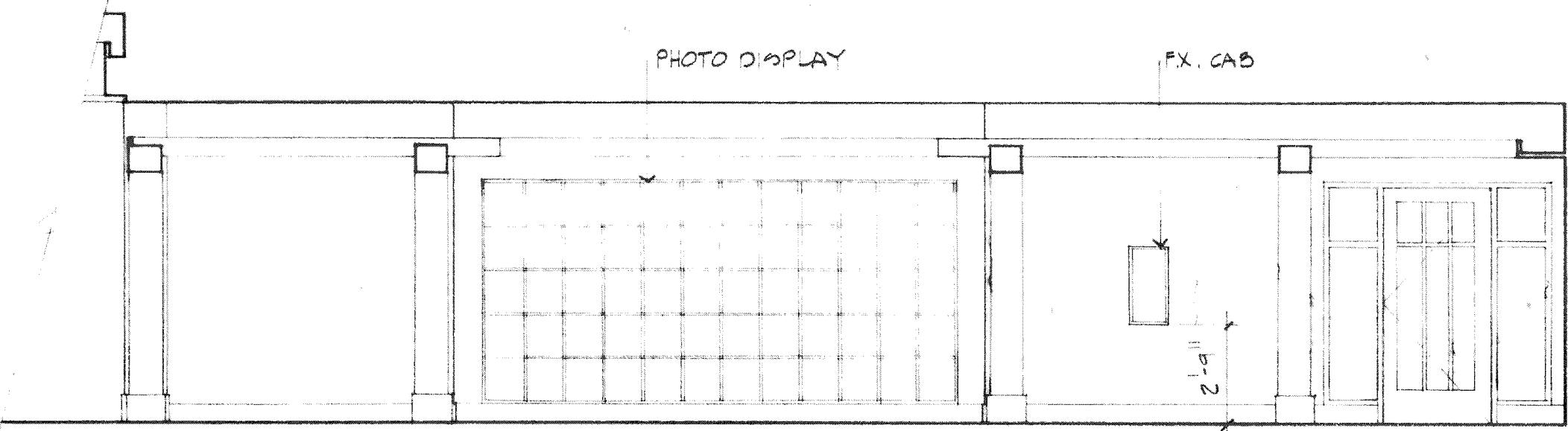
14 WEST CORRIDOR: NORTH WALL



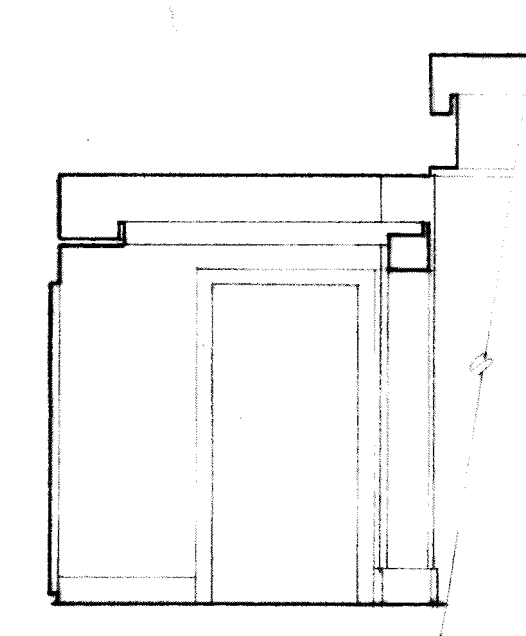
13 WEST CORRIDOR: EAST WALL



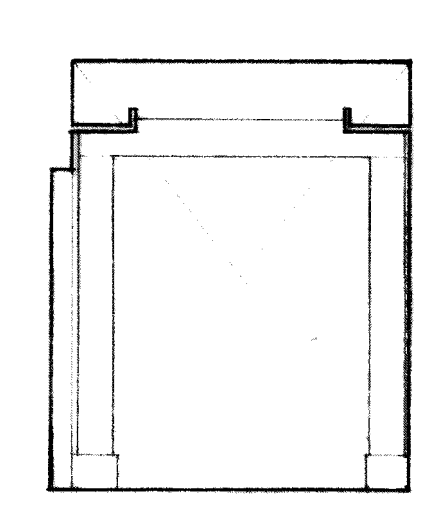
12 WEST CORRIDOR: SOUTH WALL



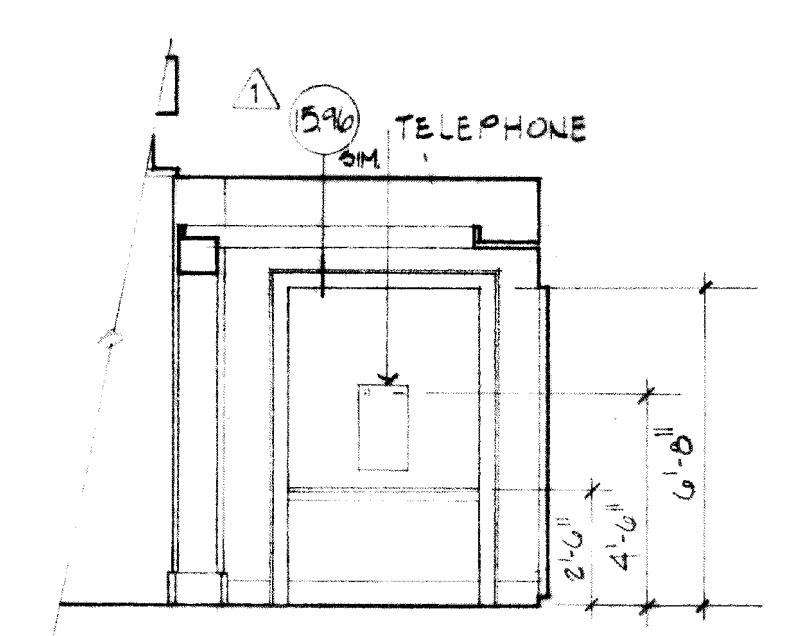
11 WEST CORRIDOR: WEST WALL



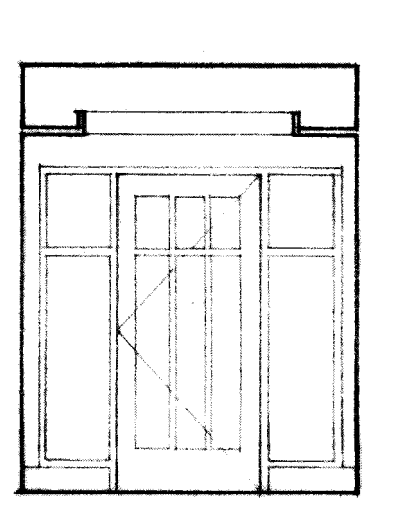
19 ELEVATOR LOBBY: NORTH WALL



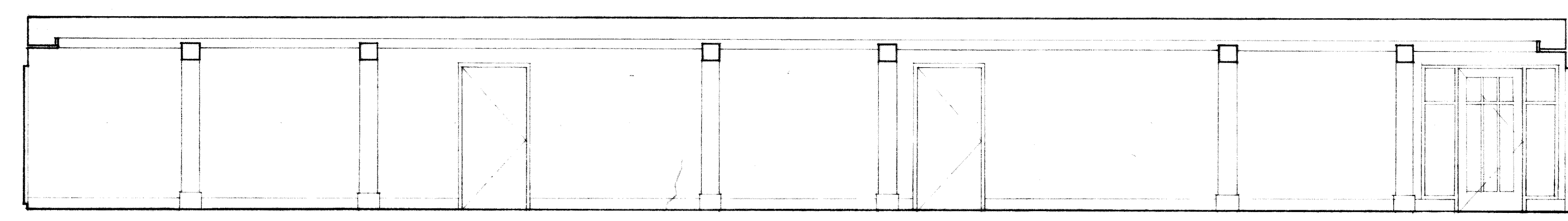
18 ELEVATOR LOBBY: EAST WALL



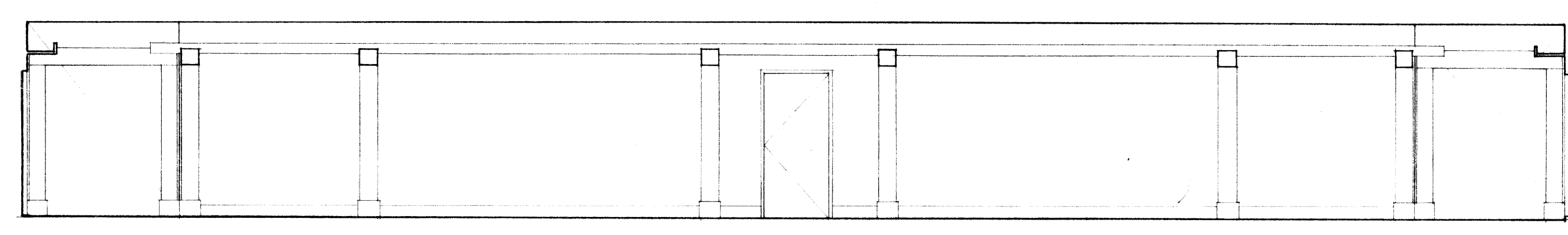
17 ELEVATOR LOBBY: SOUTH WALL



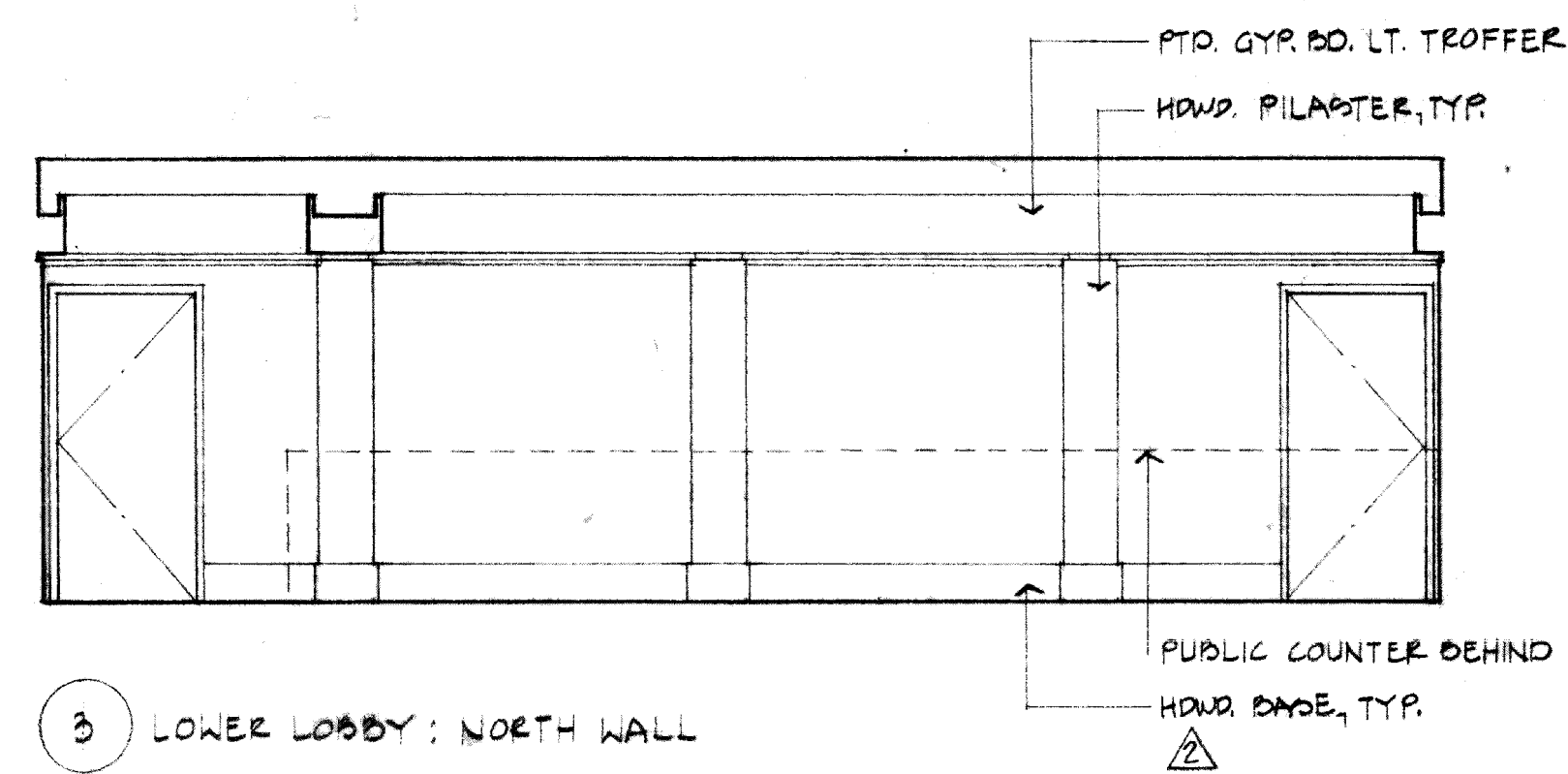
16 ELEVATOR LOBBY: WEST WALL



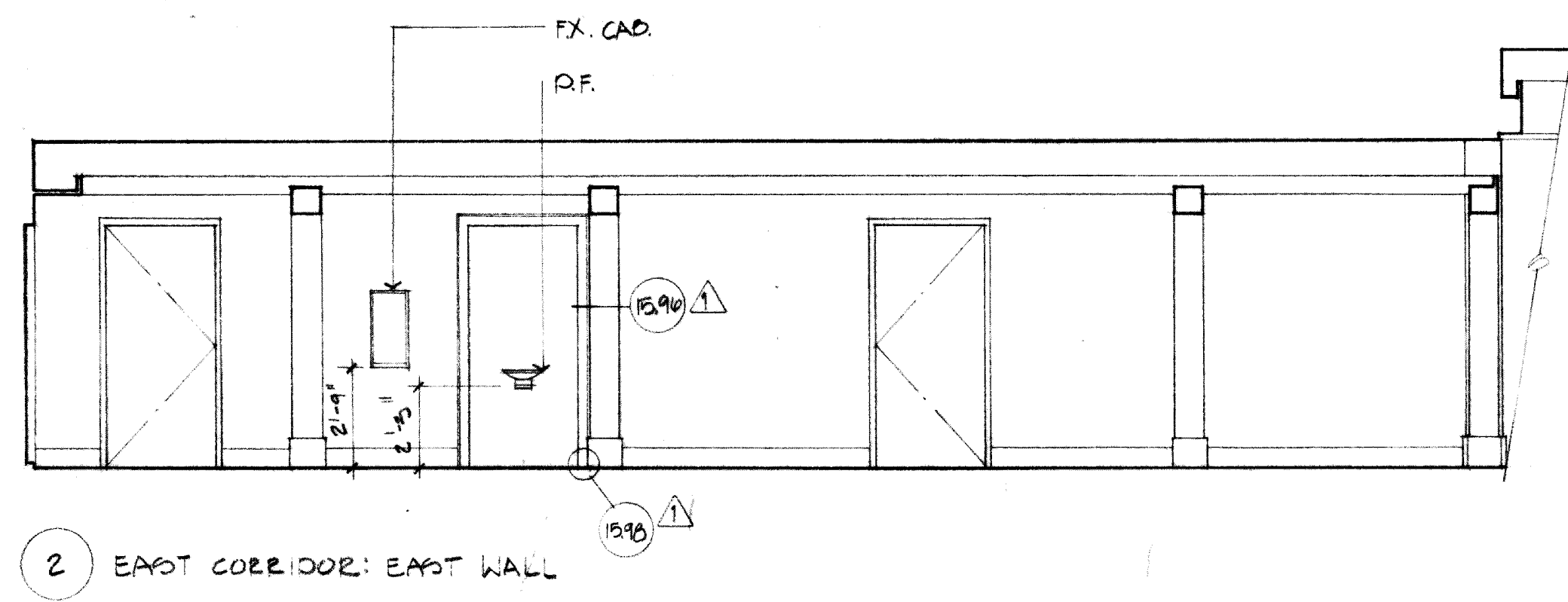
15 NORTH CORRIDOR: NORTH WALL



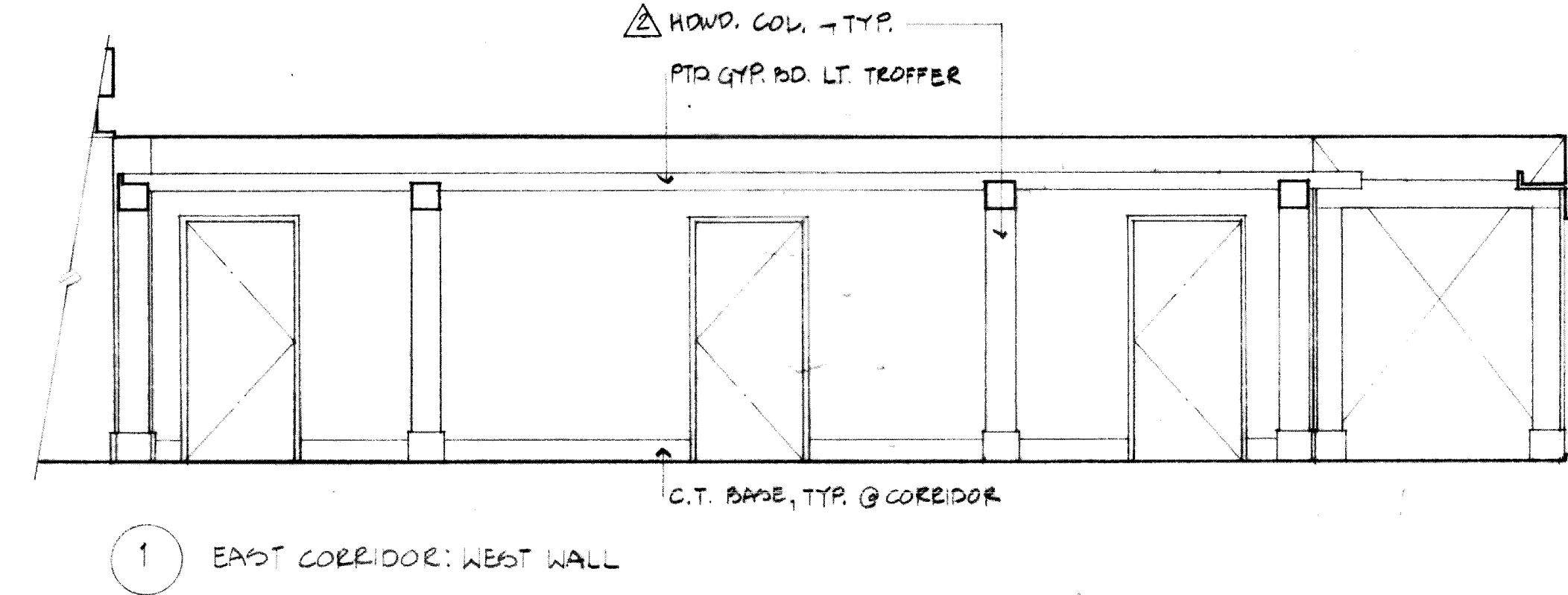
20 NORTH CORRIDOR: SOUTH WALL



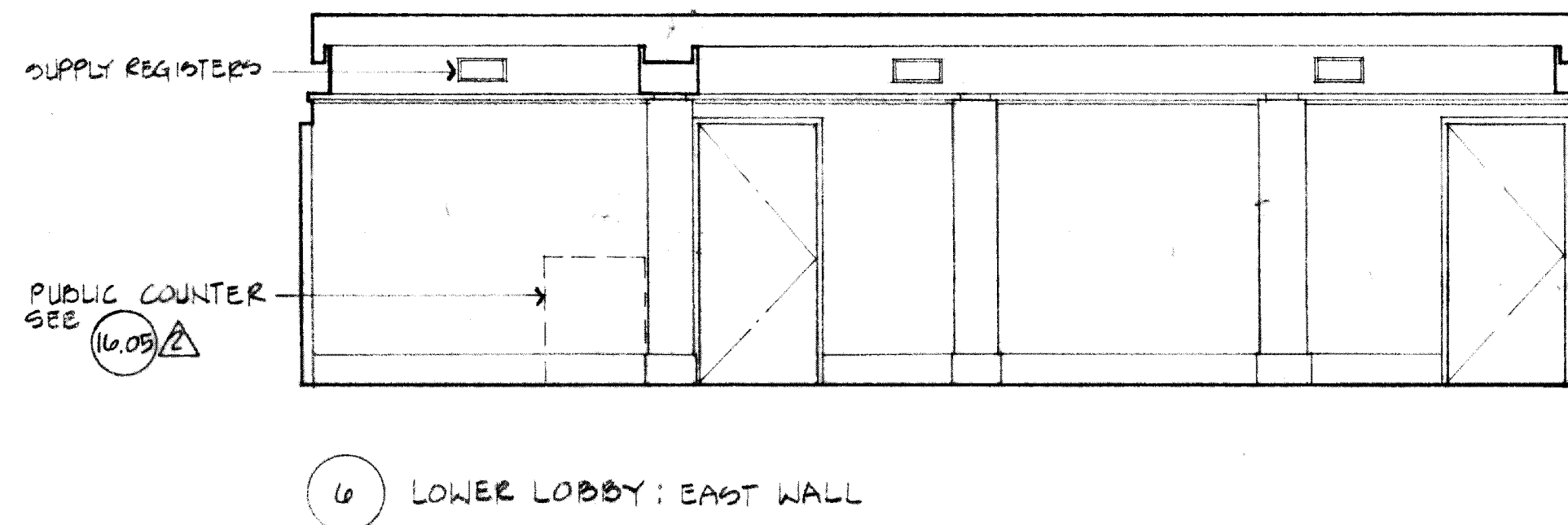
3 LOWER LOBBY: NORTH WALL



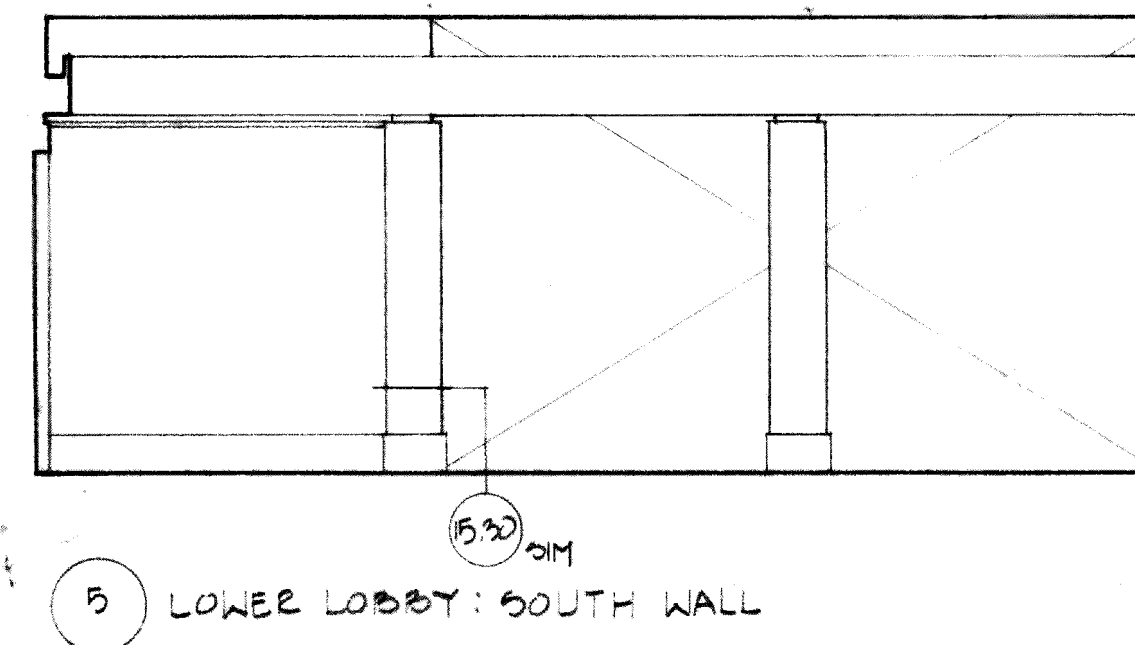
2 EAST CORRIDOR: EAST WALL



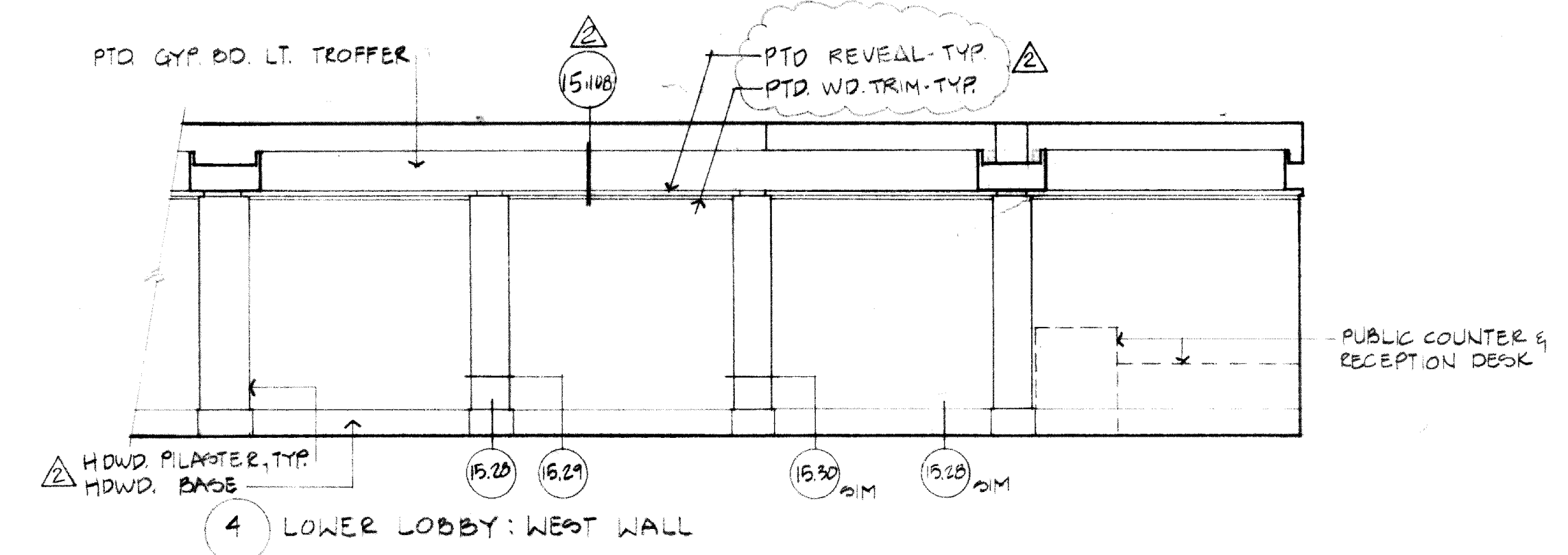
1 EAST CORRIDOR: WEST WALL



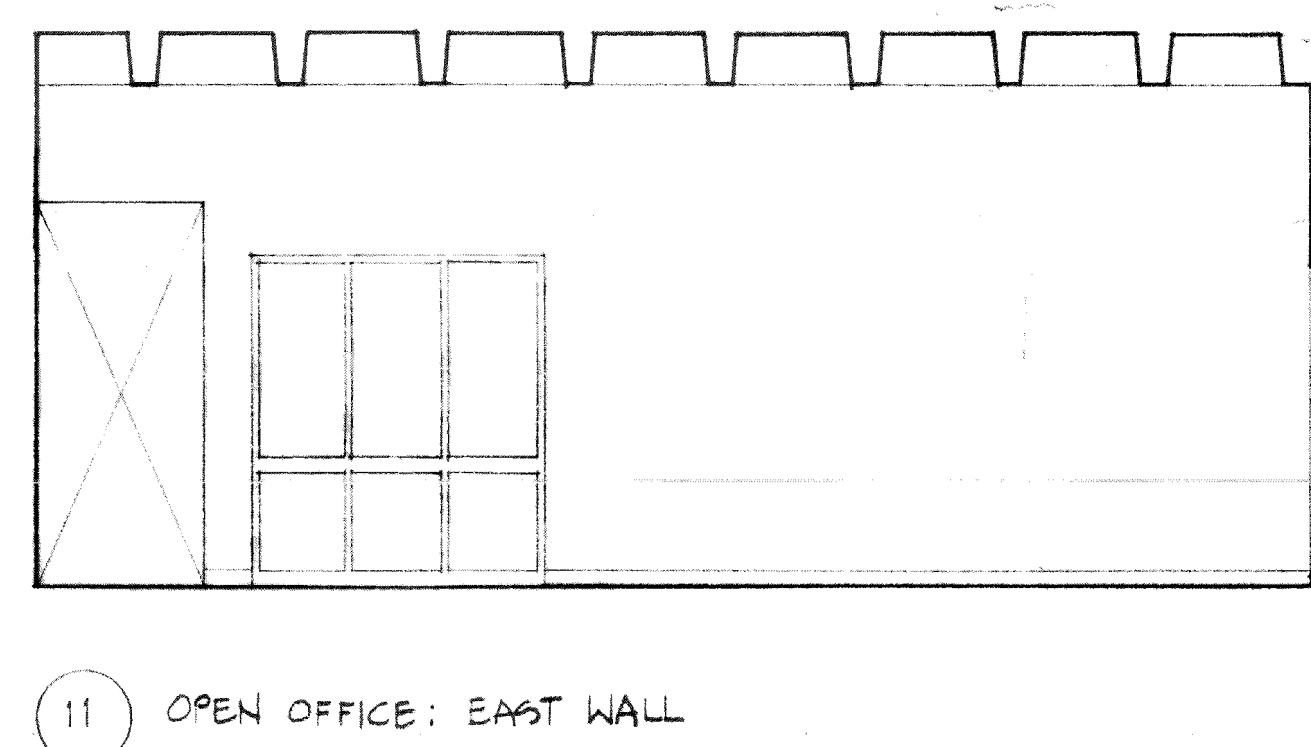
6 LOWER LOBBY: EAST WALL



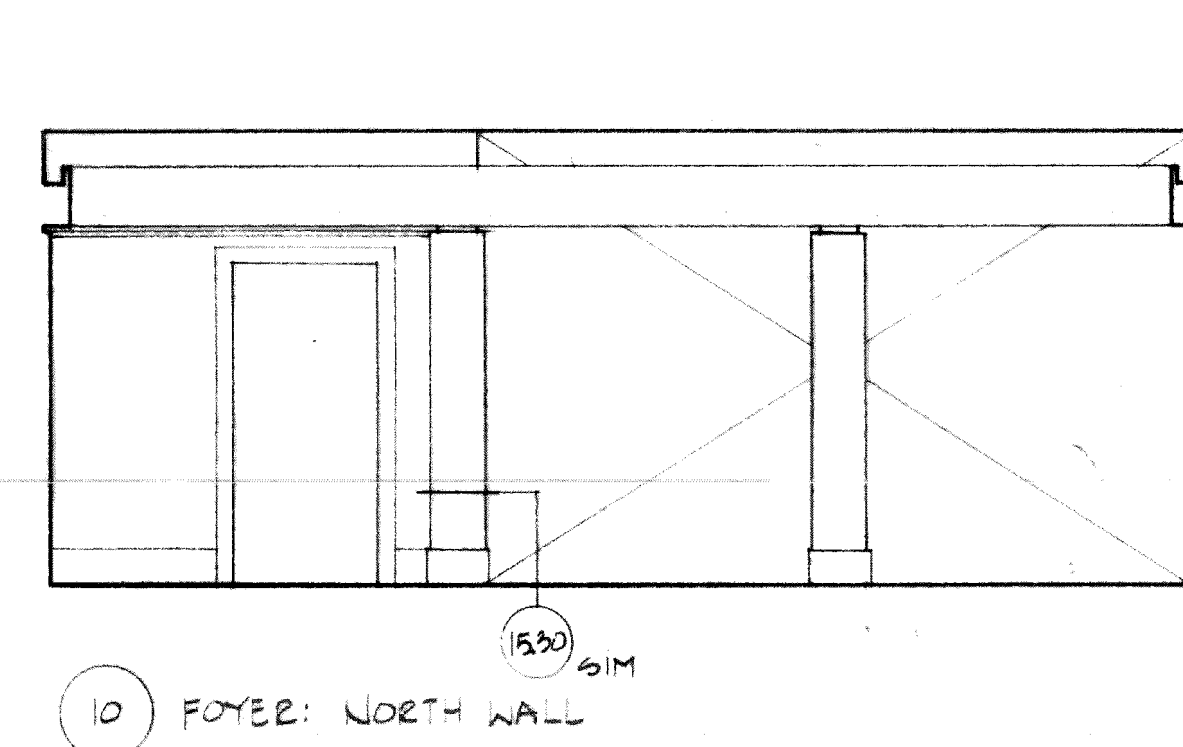
5 LOWER LOBBY: SOUTH WALL



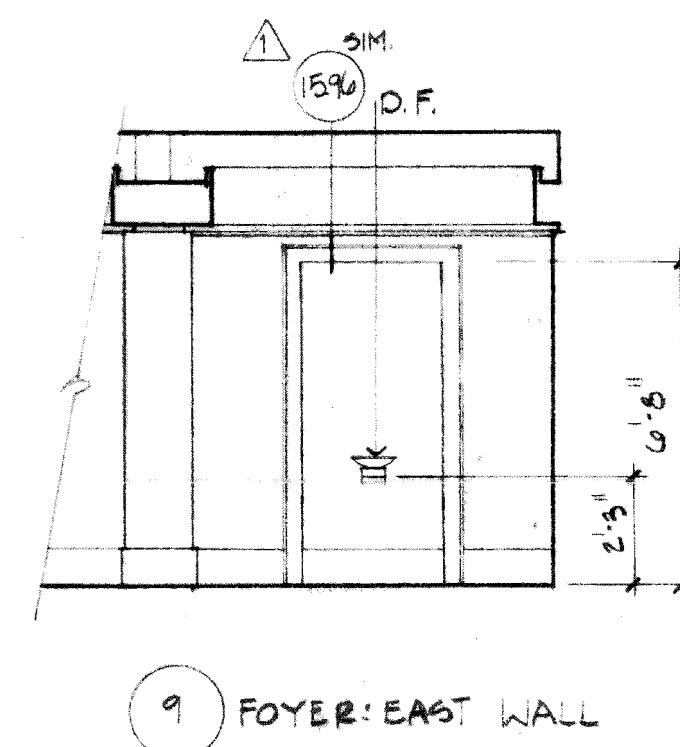
4 LOWER LOBBY: WEST WALL



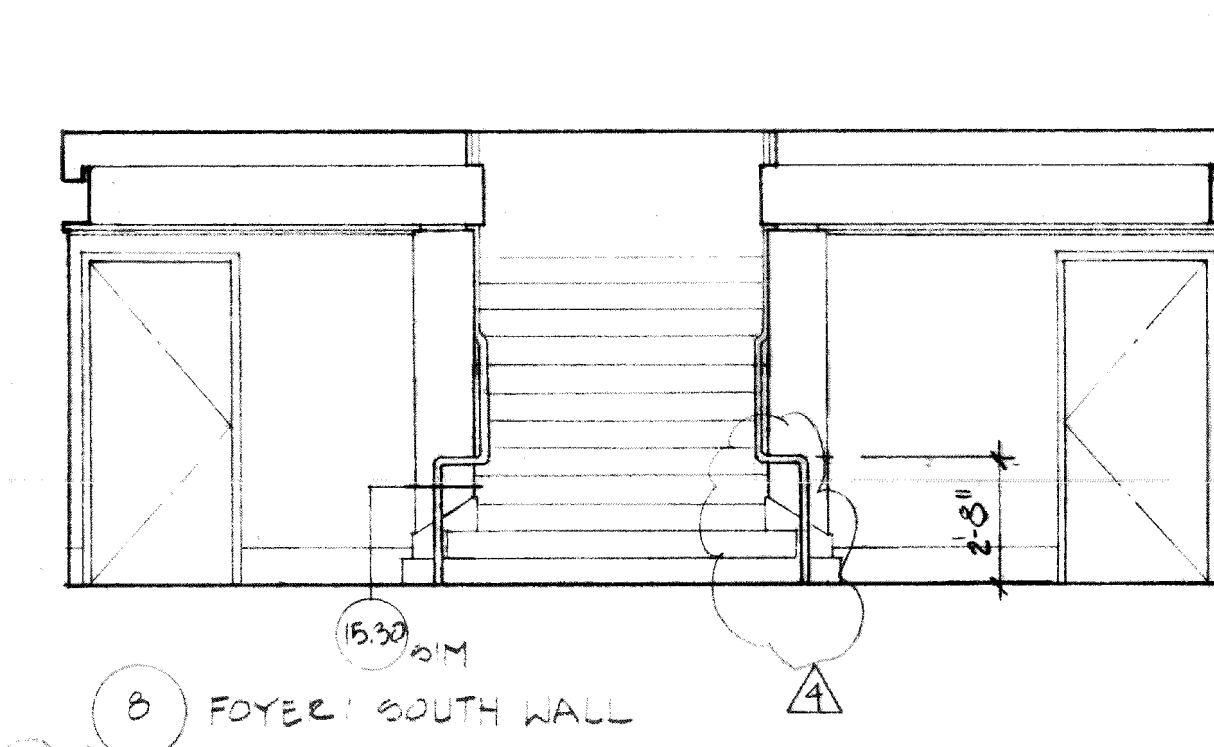
11 OPEN OFFICE: EAST WALL



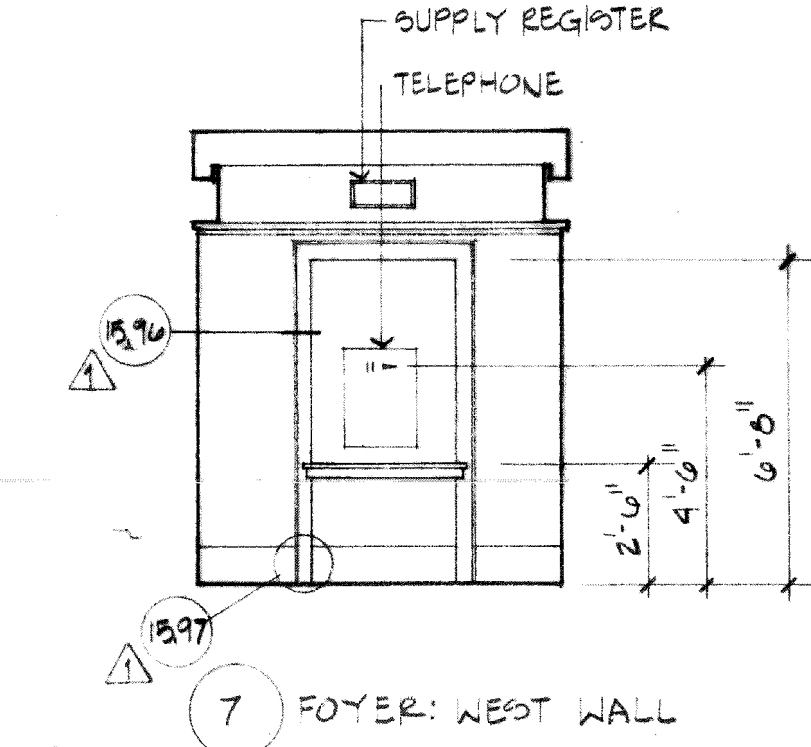
10 FOYER: NORTH WALL



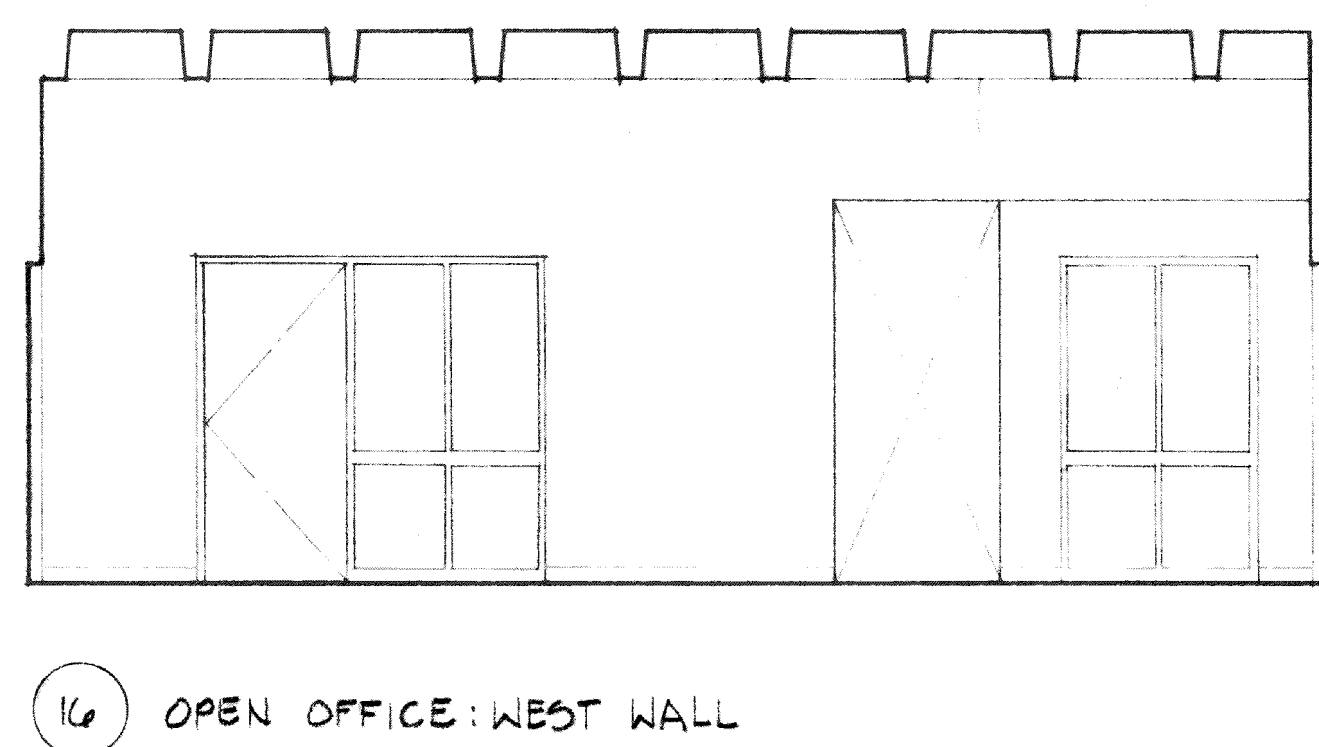
9 FOYER: EAST WALL



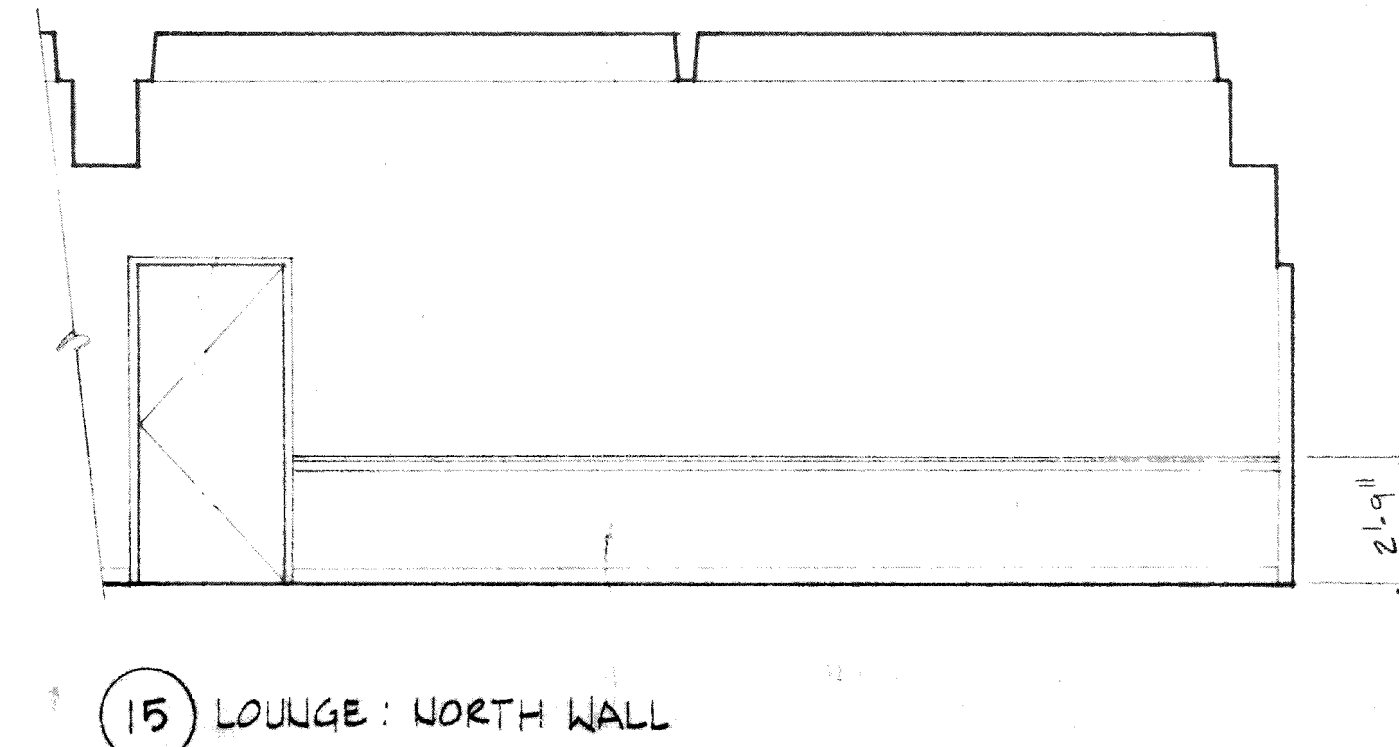
8 FOYER: SOUTH WALL



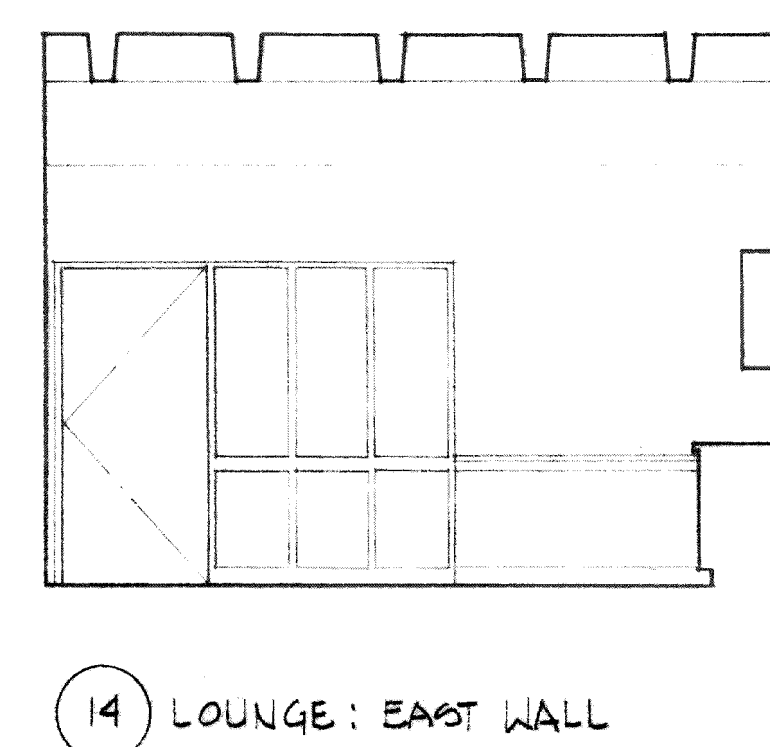
7 FOYER: WEST WALL



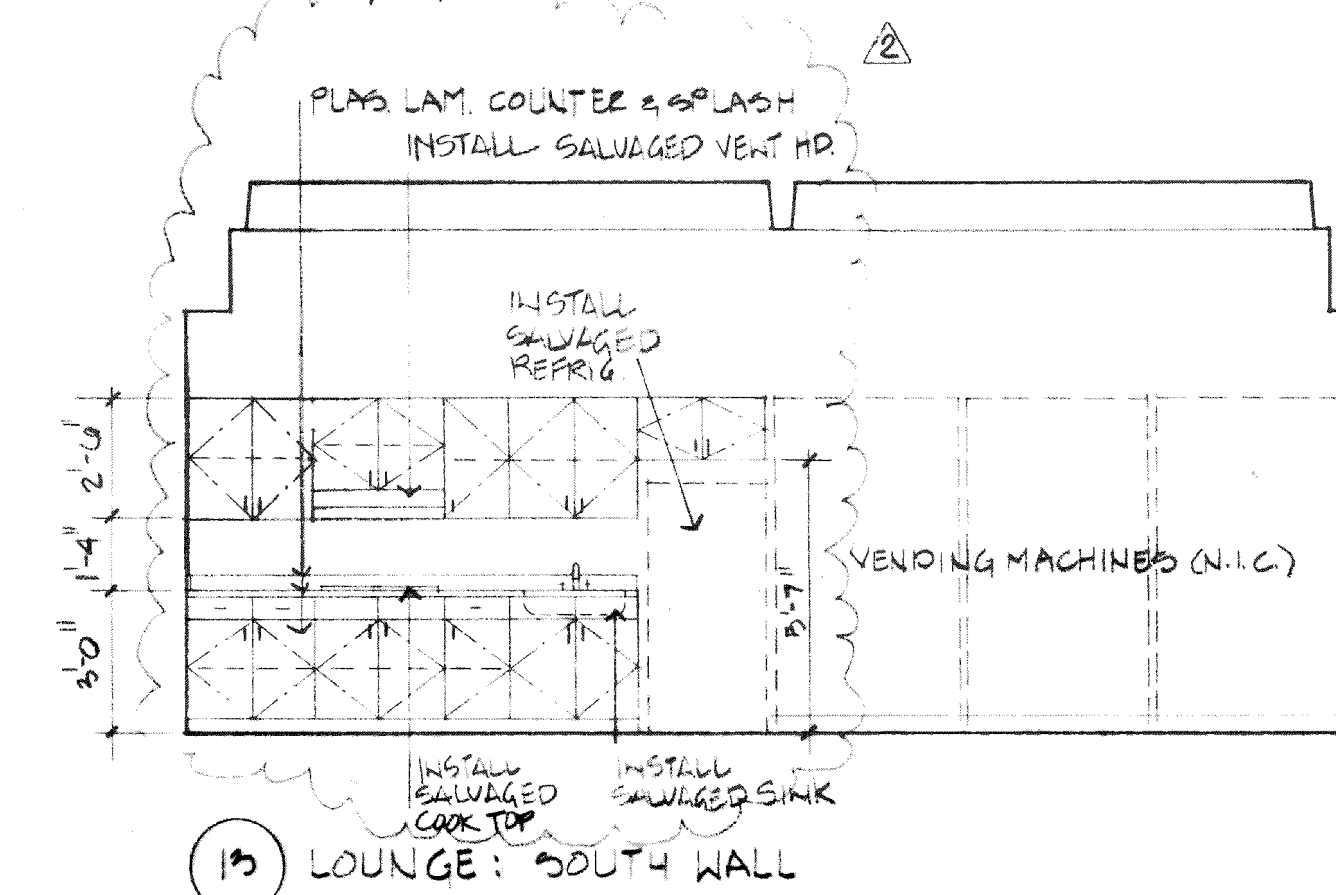
16 OPEN OFFICE: WEST WALL



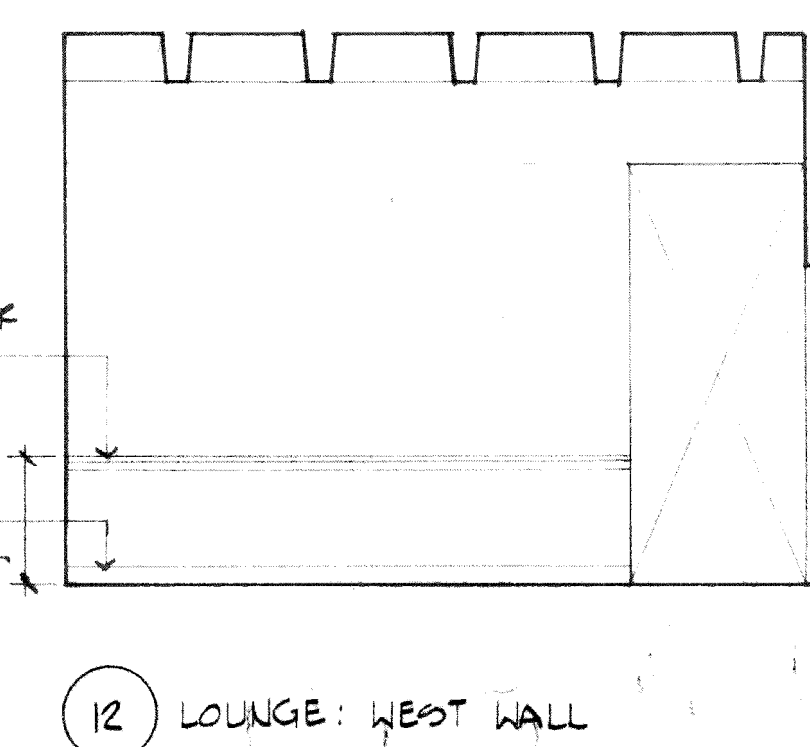
15 LOUNGE: NORTH WALL



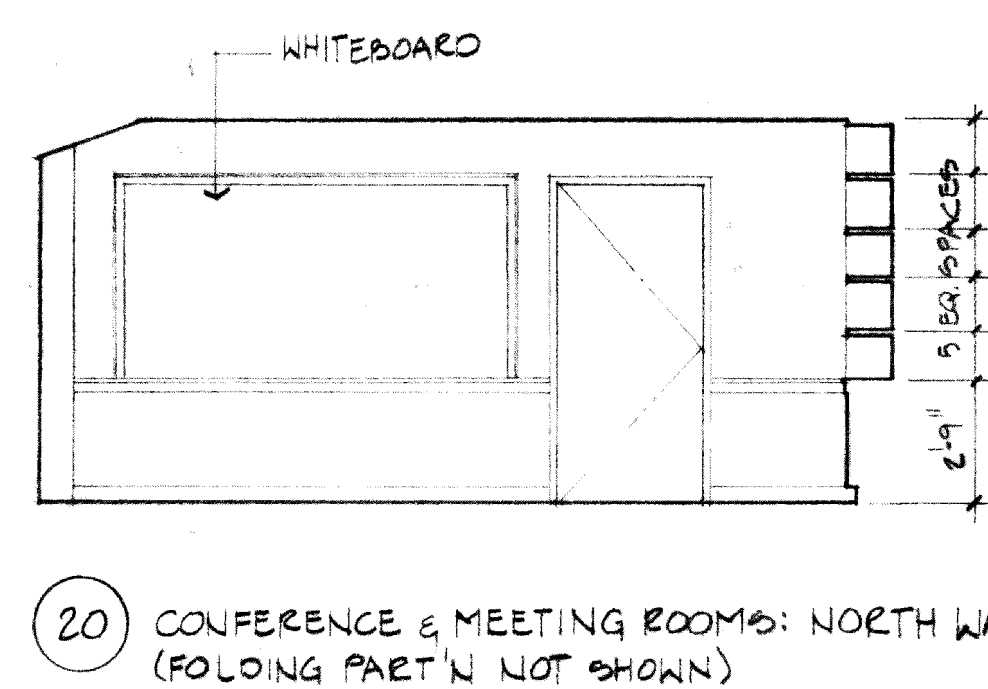
14 LOUNGE: EAST WALL



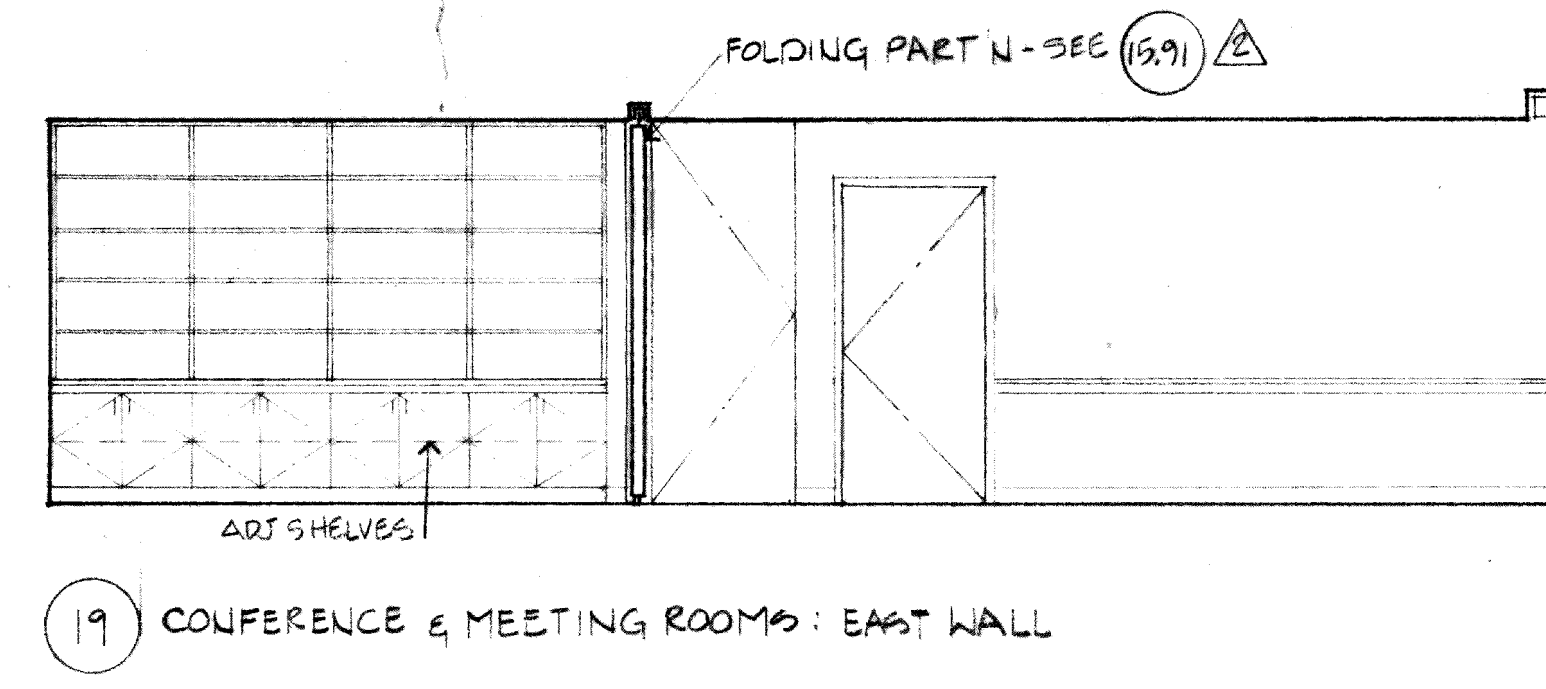
13 LOUNGE: SOUTH WALL



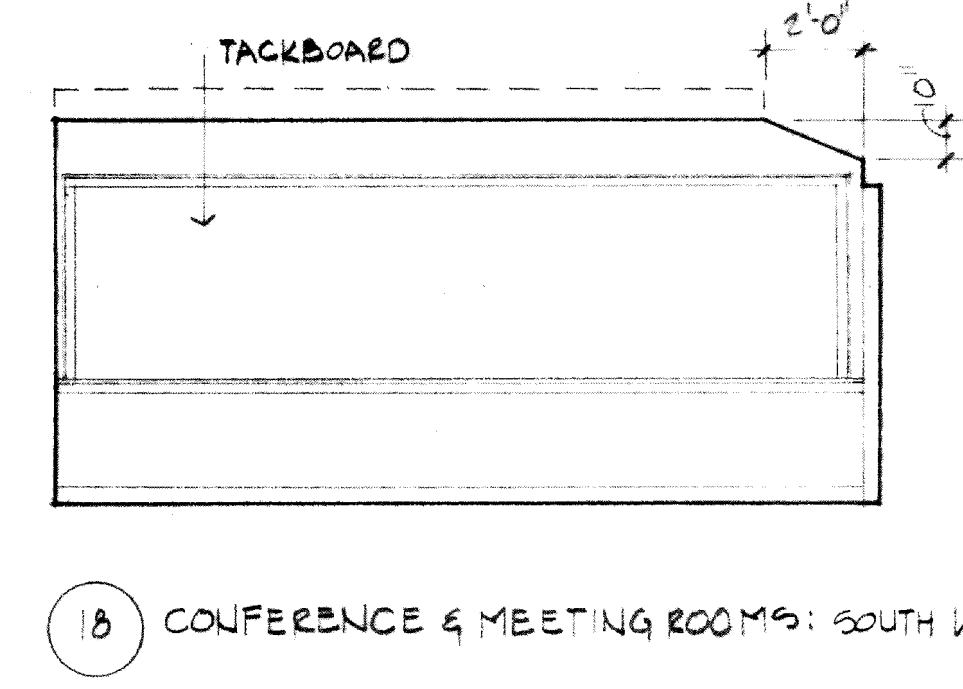
12 LOUNGE: WEST WALL



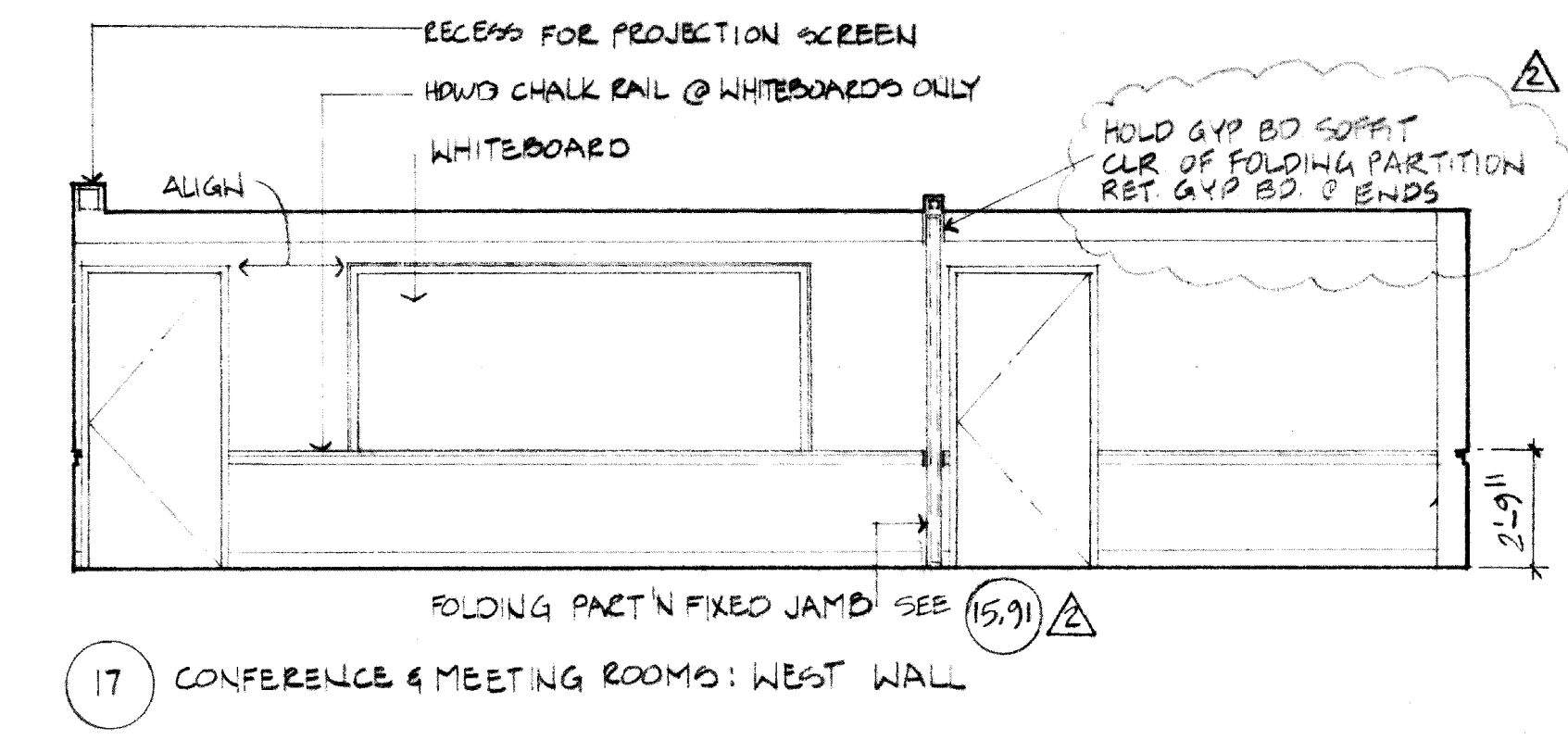
20 CONFERENCE & MEETING ROOMS: NORTH WALL (FOLDING PART N. NOT SHOWN)



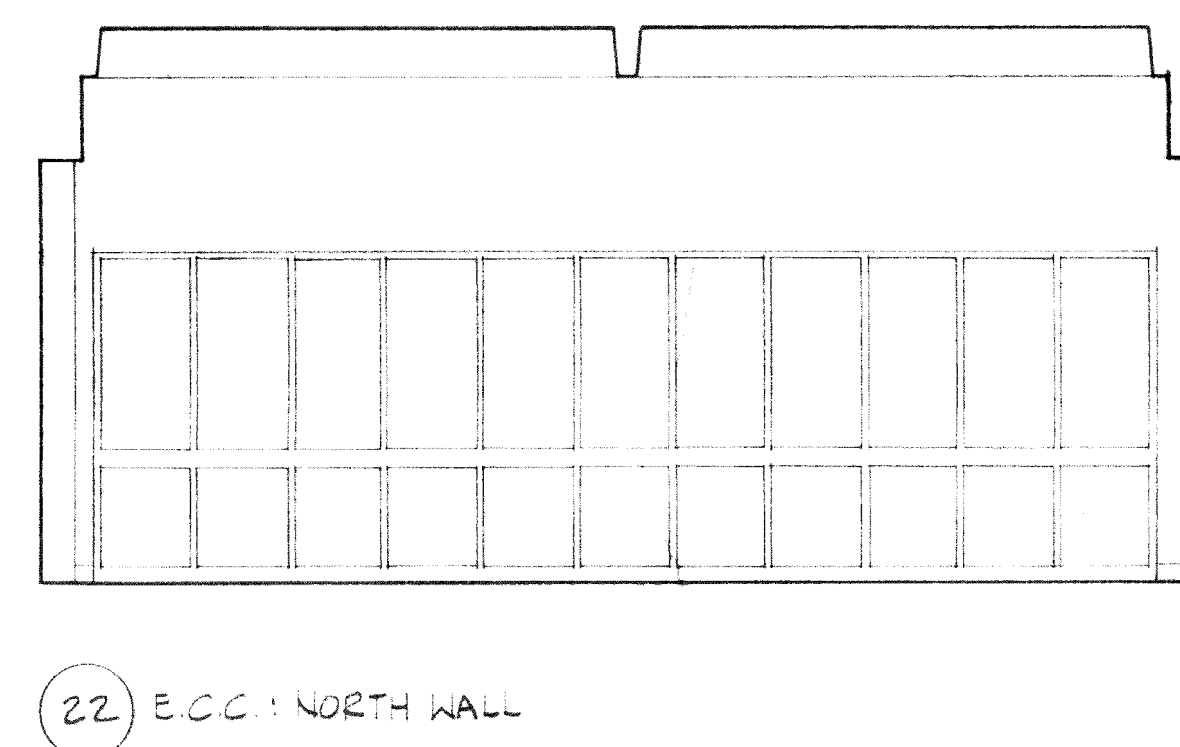
19 CONFERENCE & MEETING ROOMS: EAST WALL



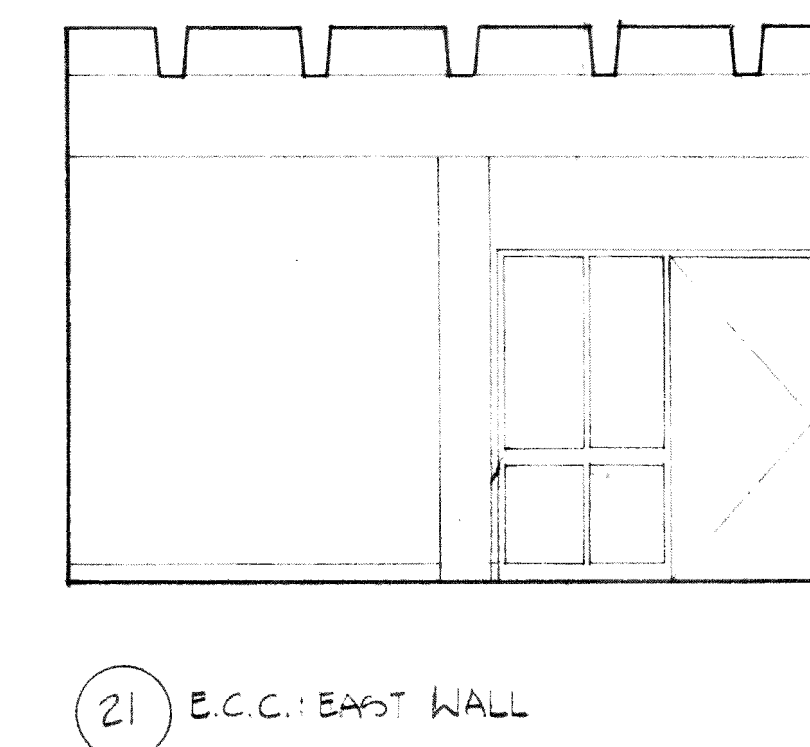
18 CONFERENCE & MEETING ROOMS: SOUTH WALL



17 CONFERENCE & MEETING ROOMS: WEST WALL



22 E.C.C.: NORTH WALL



21 E.C.C.: EAST WALL

REVISIONS	BY
10-24-06	
11-18-06	




Civic Center Improvements  
**CITY OF CUPERTINO**  
 Cupertino, California

City Hall:  
**INTERIOR ELEVATIONS**

DRAWN
CHECKED
DATE 10-10-06
SCALE 1/2" = 1'-0"
JOB NO. 85-14 A
SHEET
<b>A5.4</b>
OF SHEETS



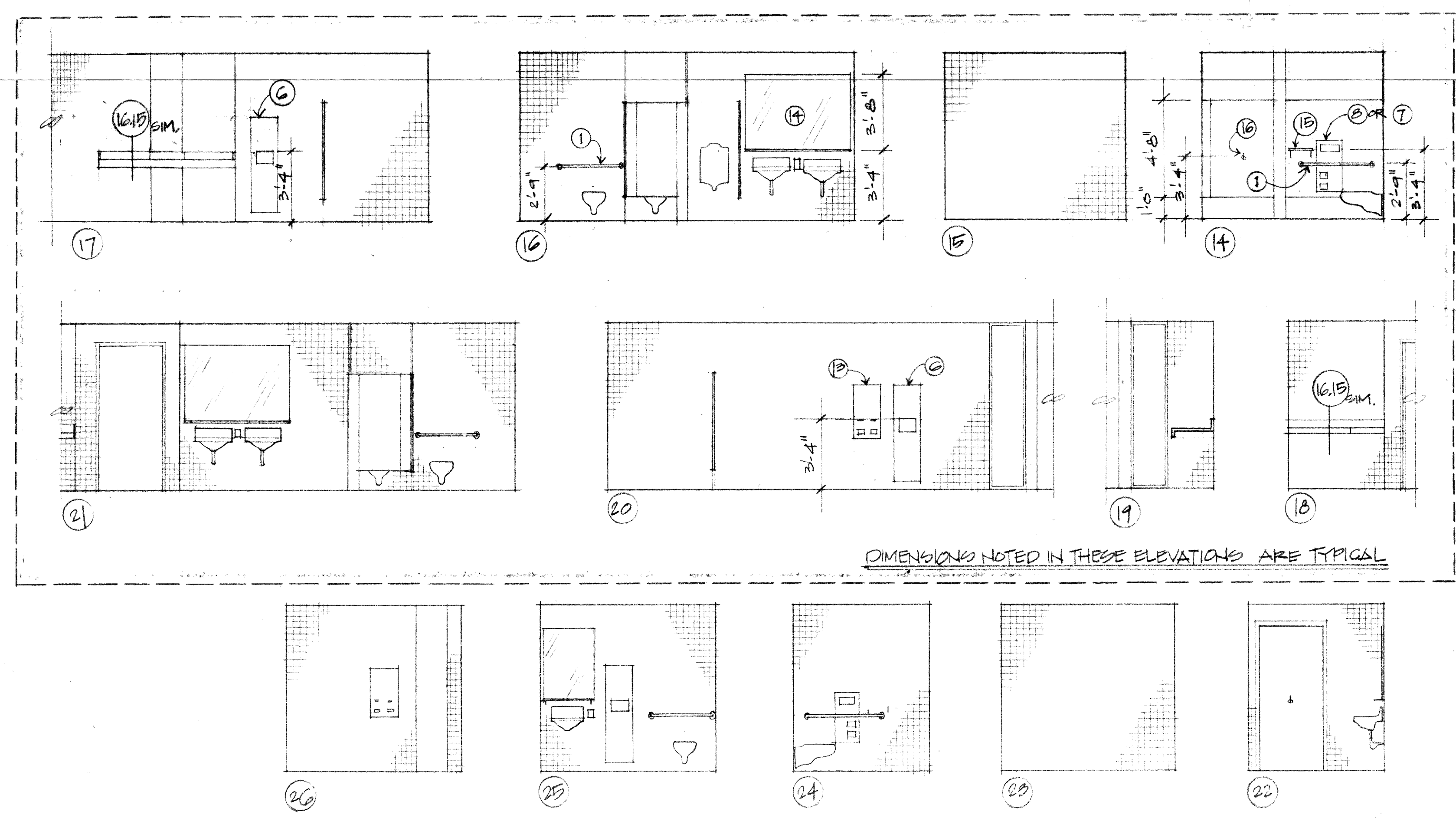
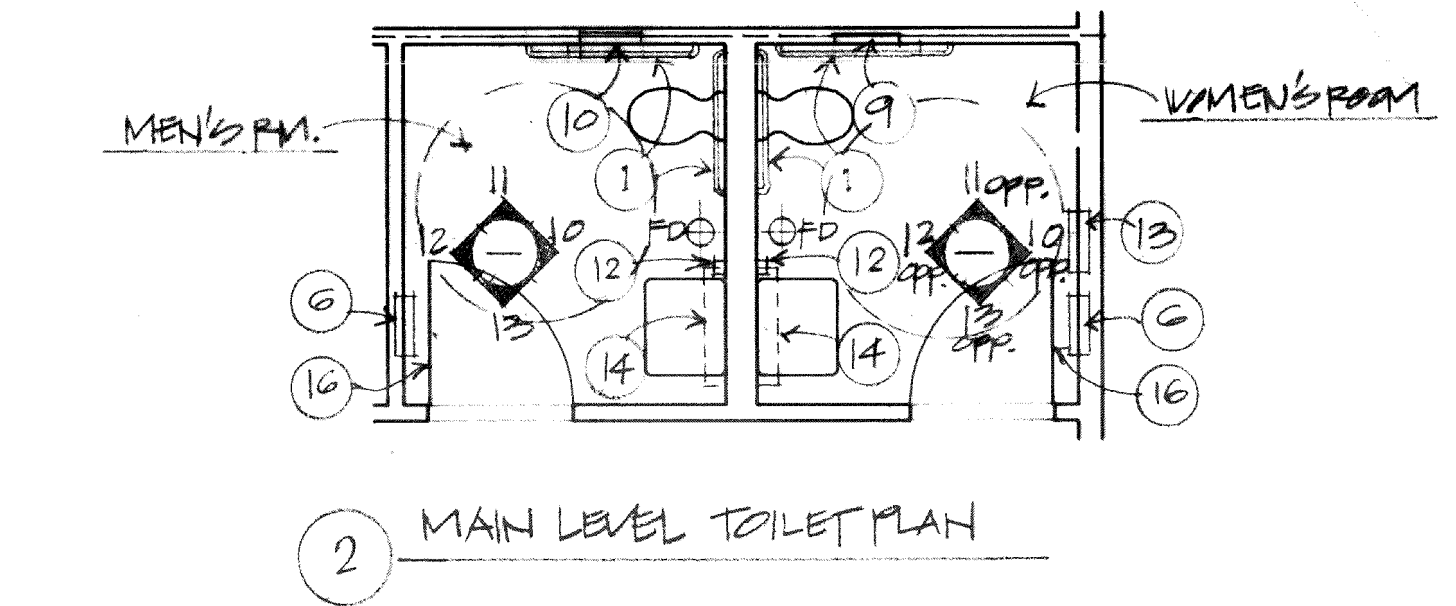
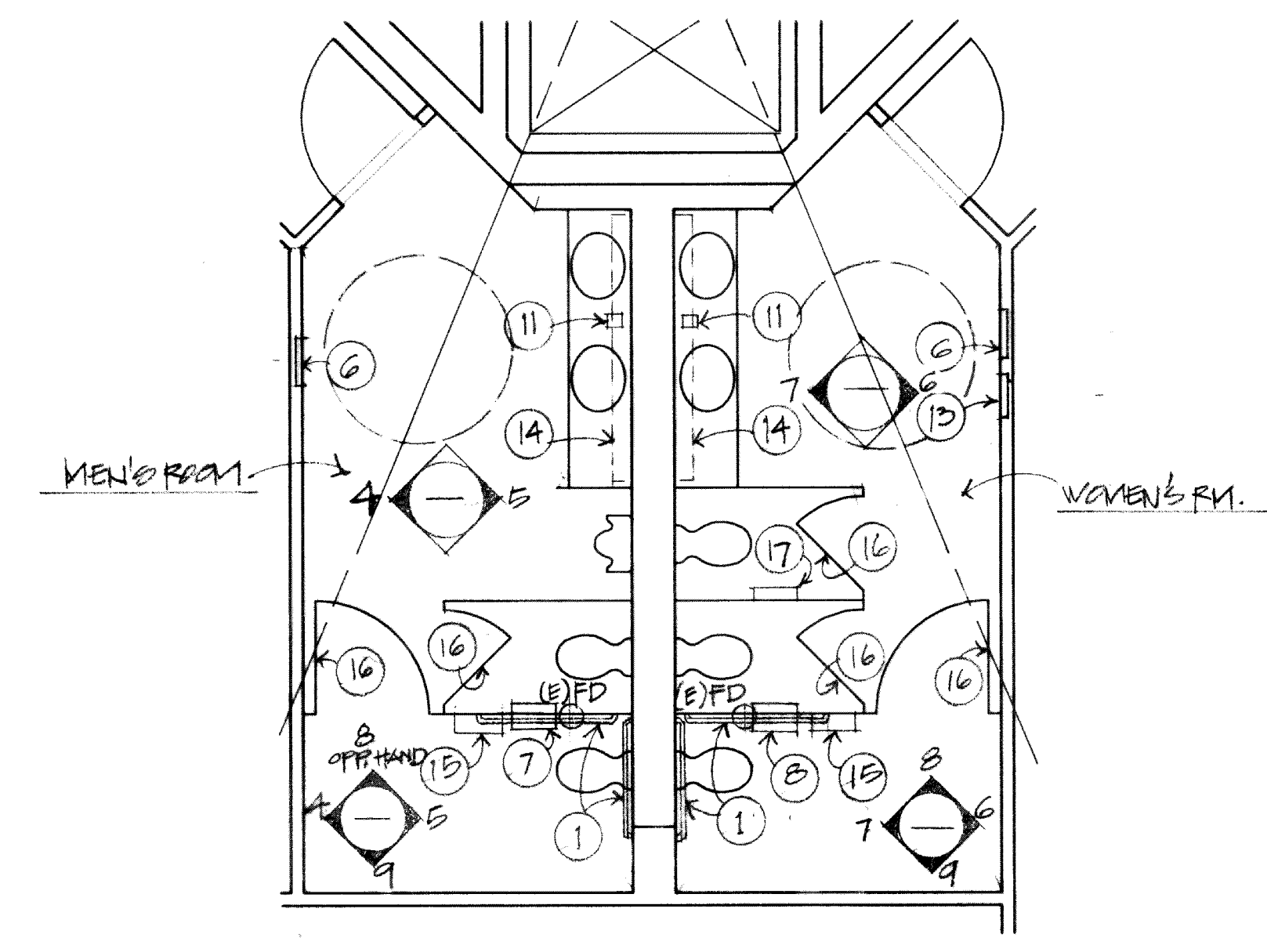
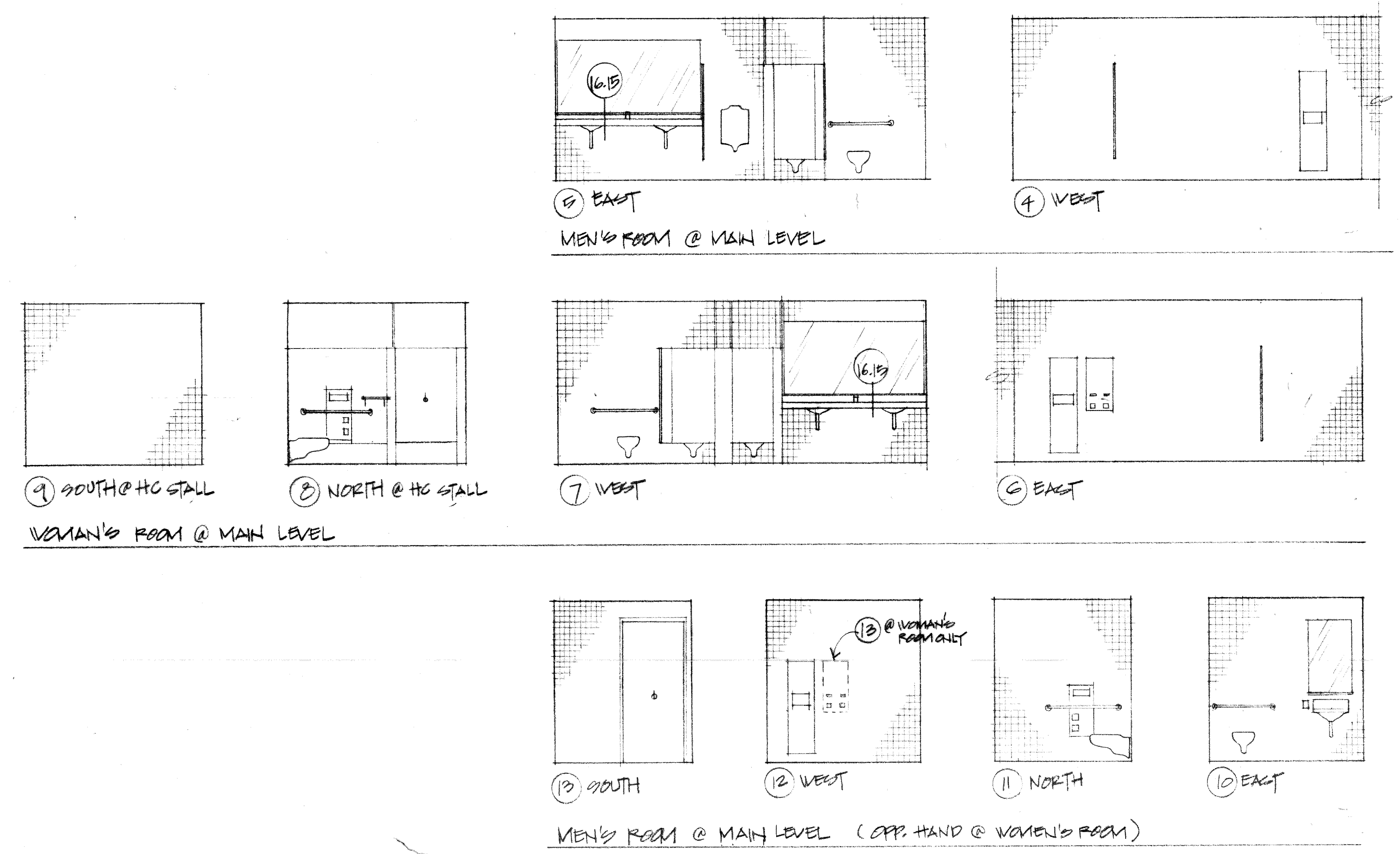
REVISIONS	BY



Civic Center Improvements  
**CITY OF CUPERTINO**  
 Cupertino, California

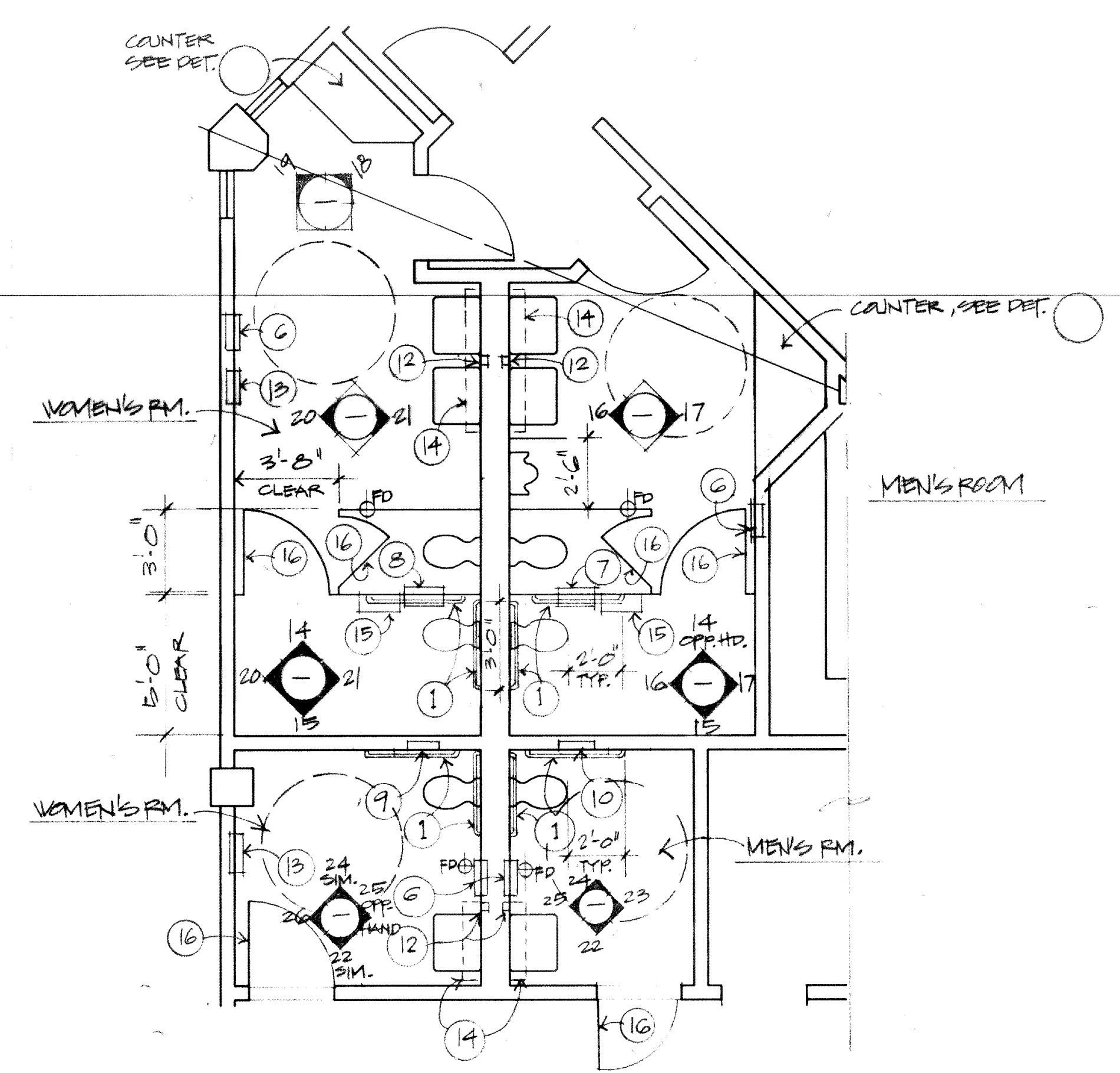
LIBRARY  
**TOILET PLANS  
 ELEVATIONS**

DRAWN	J. W.
CHECKED	
DATE	10/10/86
SCALE	1/4"=1'-0"
JOB NO.	8514.03
SHEET	
<b>A5.5</b>	
OF	SHEETS




**ACCESSORY LEGEND**

- 1 Handicap Grab Bar
- 2 Lockers
- 3 Bench
- 4 Fold down seat
- 5 Shower curtain rod
- 6 Combination paper towel dispenser and waste receptacle
- 7 Partition mounted combination seat cover and toilet paper dispenser - serving two compartments
- 8 Partition mounted combination seat cover and toilet paper dispenser and feminine napkin disposal - serving two compartments
- 9 Wall mounted combination seat cover and toilet paper dispenser and feminine napkin disposal - serving one compartment
- 10 Wall mounted combination seat cover and toilet paper dispenser, serving one compartment
- 11 Deck mounted soap dispenser
- 12 Wall mounted soap dispenser
- 13 Wall mounted feminine napkin / tampon vendor
- 14 Mirror with shelf
- 15 Wall mounted shelf
- 16 Coat hook with bumper
- 17 SIM. TO 15, BUT PARTITION MOUNTED



REVISIONS	BY
10-24-86	
12-18-86	



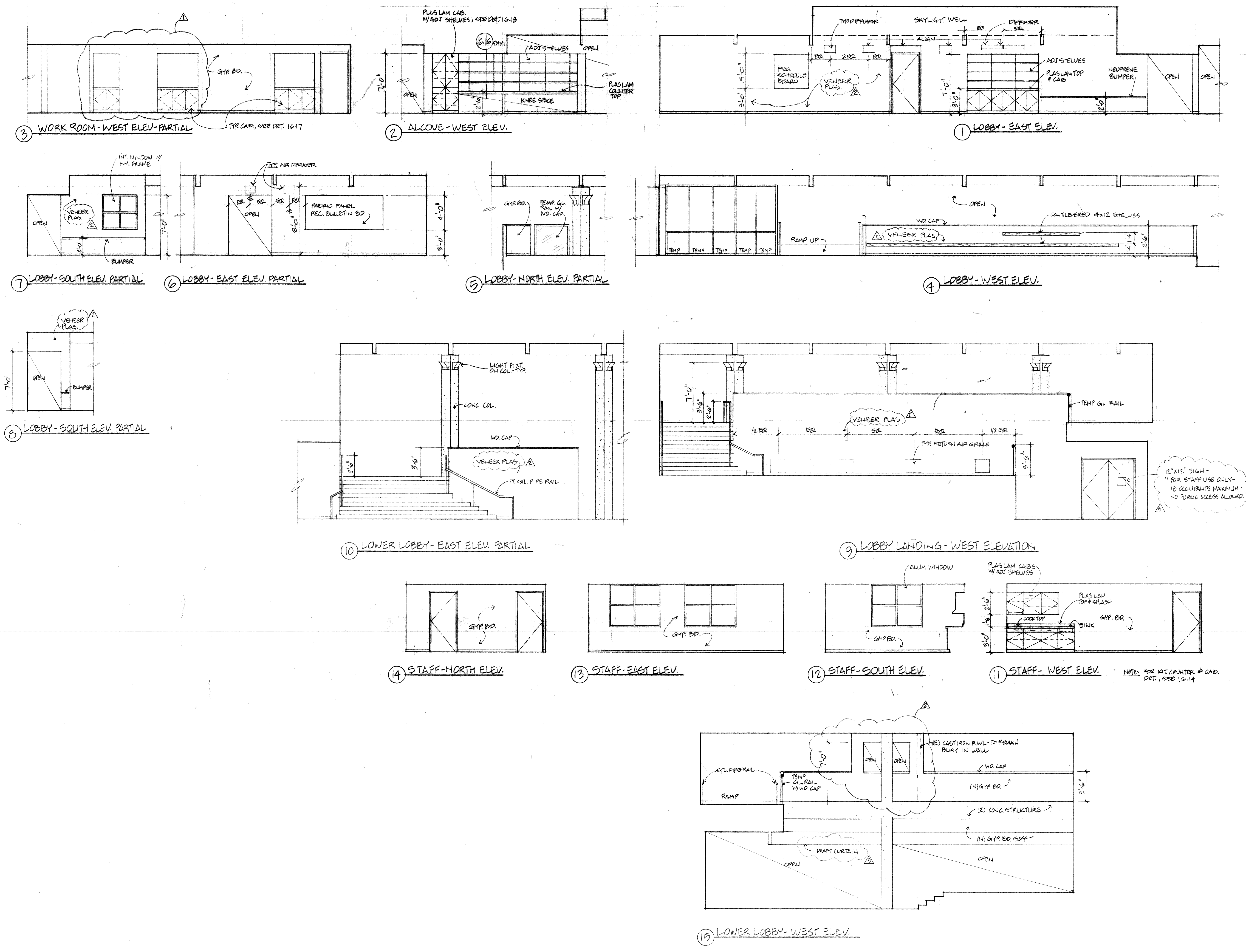
Holland, King & Co., Inc.  
 1000 North Main Street  
 San Mateo, CA 94401  
 415 351-1200

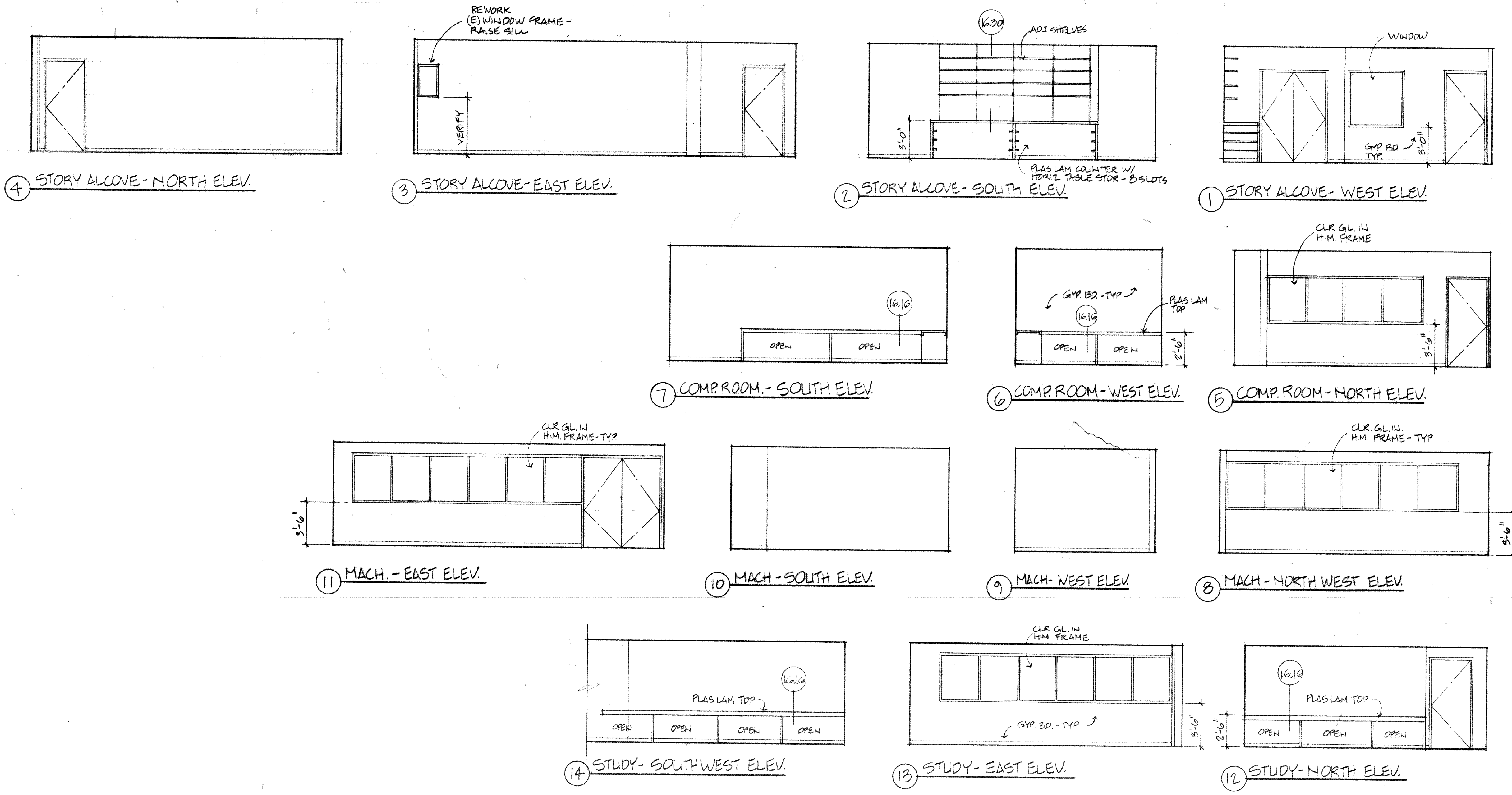
Civic Center Improvements  
**CITY OF CUPERTINO**  
 Cupertino, California

LIBRARY  
**INTERIOR ELEVATIONS**


DRAWN  
 J. W.  
 CHECKED  
 DATE  
 10/10/86  
 SCALE  
 1/4" = 1'-0"  
 JOB NO.  
 8514-03  
 SHEET

**A5.6**  
 OF SHEETS





REVISIONS	BY



Civic Center Improvements  
**CITY OF CUPERTINO**  
 Cupertino, California

LIBRARY  
**INTERIOR  
 ELEVATIONS**

DRAWN  
 J. W.  
 CHECKED

DATE  
 10/10/86

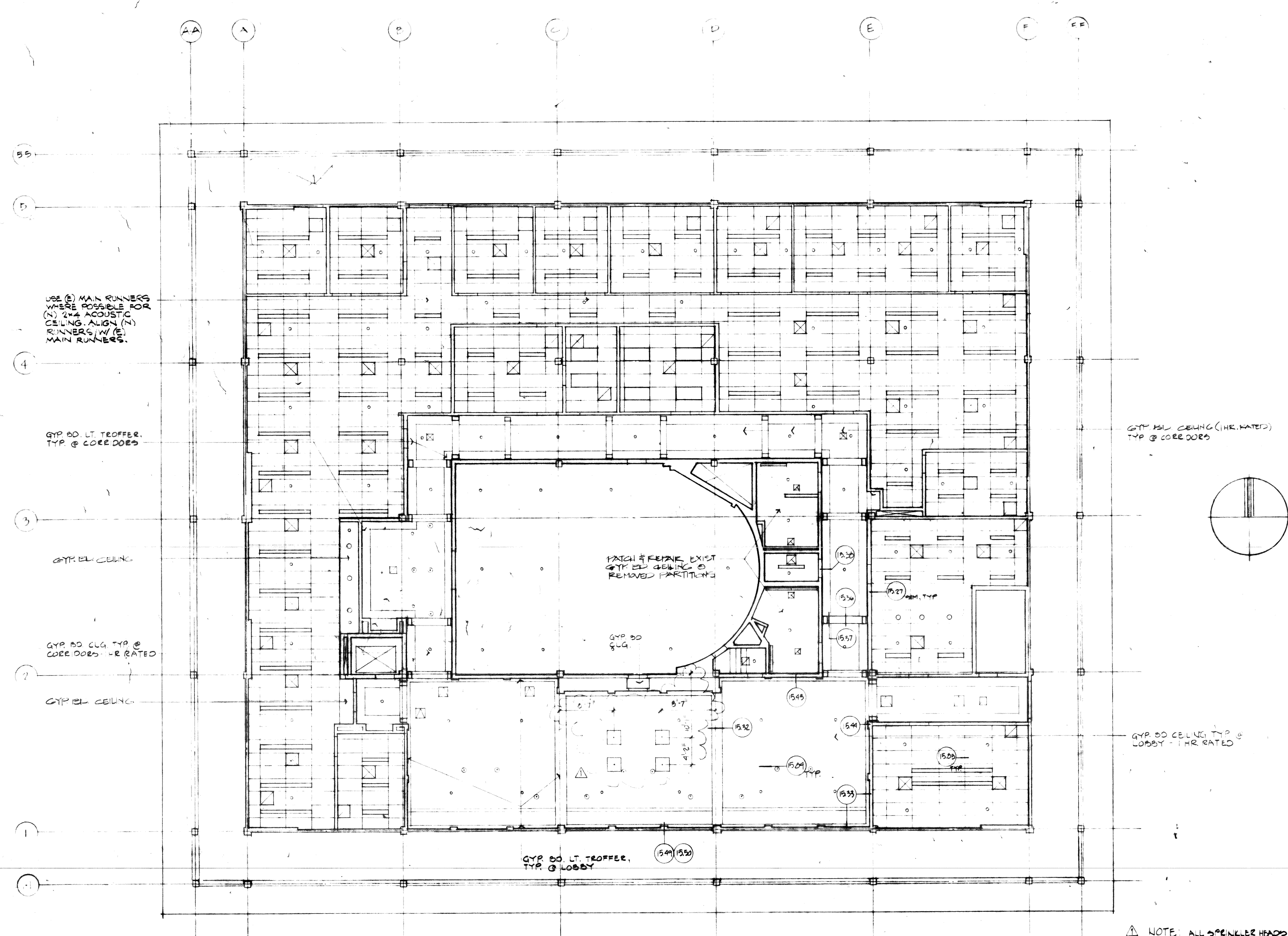
SCALE  
 1/4" = 1'-0"

JOB NO.  
 8514.03

SHEET


**A5.7**

OF SHEETS



NOTE  
 1. ALL SPENCER HOOD, ACCESS PANELS & DAMPER REGULATORS ADDED.  
 2. MAINTAIN INTEGRITY OF EXISTING ATTIC DRAFT STOPS - FILL ALL OPENINGS, ETC. COMPLY WITH ALL CODE REQ.

REVISIONS	BY
10-24-86	
12-18-86	

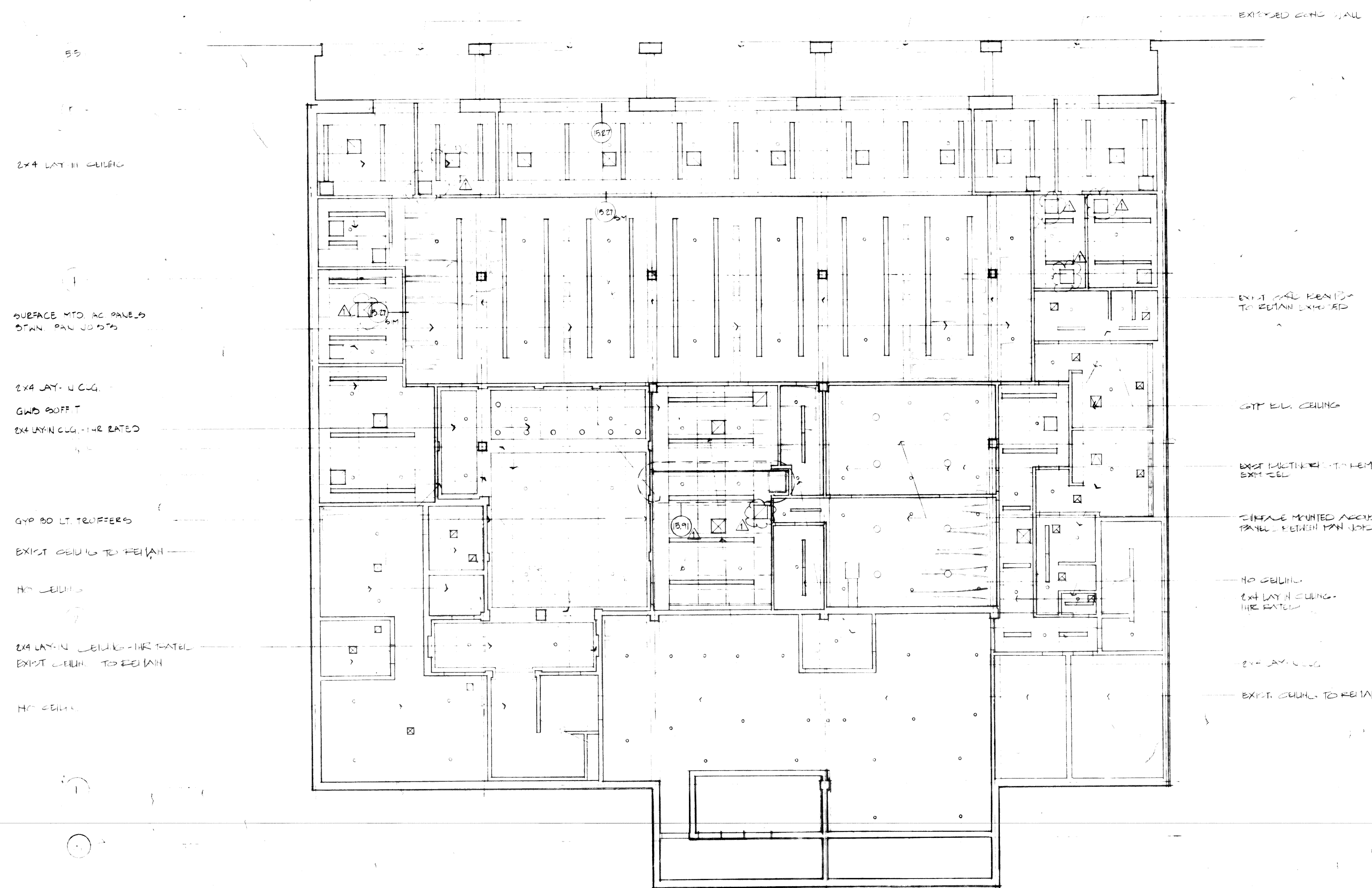


Civic Center Improvements  
**CITY OF CUPERTINO**  
 Cupertino, California

City Hall: FIRST FLOOR  
**REFLECTED  
 CEILING PLAN**

DRAWN
CHECKED
DATE
SCALE
JOB NO.
SHEET
<b>A6.1</b>
OF SHEETS

AP A P D E F EE



2x4 LAY II CEILING

SUBFACE MTD. AC PANELS  
STAIN. PAN JOISTS

2x4 LAY IV GUG.  
GWD SUFF. T.  
EX UNIN. CUG. - THE RATED

GYF 80 LT. TRUFFERS

EXIST. CEILING TO REMAIN

HT. CEILING

2x4 LAY IN CEILING - THE RATED  
EXIST. CEILING TO REMAIN

HT. CEILING

EXISTED 2x4 GULL

EXIST. GULF BEING  
TO REMAIN EXPOSED

GYF 80 CEILING

EXIST. MATH. RE. TO REMAIN  
EXIST. CEILING

SINGLE MOUNTED ACROUSTICAL  
PANEL BETWEEN PAN JOISTS

NO CEILING.  
2x4 LAY II CEILING -  
THE RATED


2x4 LAY IV GUG.

EXIST. CEILING TO REMAIN

NOTE: ALL SCREWER  
LEADS ADDED

2. INSTALL DRAIN STOPS IN FLOOR/CEILING  
ASSEMBLY @ 3000 IN INTERVALS -  
COMPLY W/ ALL CODE REQ.

REVISIONS	BY
10-24-86	
12-18-86	



Noted, Seal & Stamp for  
Professional Engineer  
No. 10000, State of California  
Exp. 12/31/87

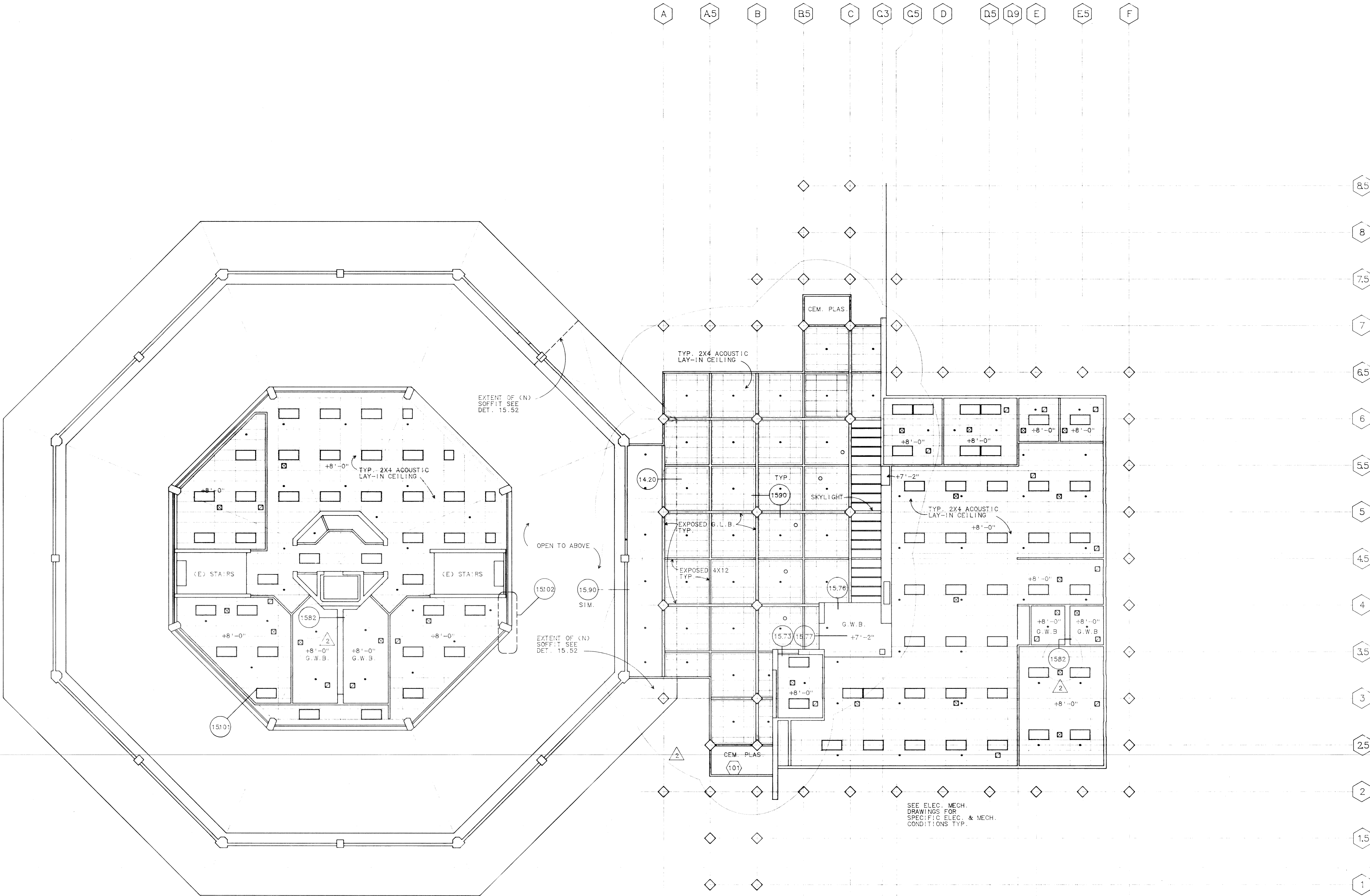
Civic Center Improvements  
**CITY OF CUPERTINO**  
Cupertino, California

City Hall: TERRACE LEVEL  
**REFLECTED  
CEILING PLAN**

DRAWN
CHECKED
DATE
SCALE
JOB NO.
SHEET

**A6.2**

OF SHEETS



- ▲ ADDITIONAL LIGHT FIX., DIFFUSERS AND SPRINKLERS SHOWN
- ▲ T-BAR LAYOUT AT LOBBY REVISED
- ▲ INSTALL DRAFT STOPS IN FLOOR/CEILING ASSEMBLY AND ROOF/CEILING ASSEMBLY AT 3000 SQ FT INTERVALS

REVISIONS	BY
▲ 10-24-86	
▲ 11-18-86	
▲ 12-18-86	

**HOLLAND**  
EXISTS  
DIVISION

Holland, East & Dwyer, Inc.  
Architects  
466 Bascom Court, Suite 202  
Palo Alto, CA 94301  
415 951-1200

Civic Center Improvements  
**CITY OF CUPERTINO**  
Cupertino, California

**LIBRARY**  
**MAIN LEVEL**  
**R.C.P.**

DRAWN	R.S.
CHECKED	
DATE	10/10/86
SCALE	1/8"=1'-0"
JOB NO.	
SHEET	<b>A6.3</b>
OF	SHEETS

**A6.4**

OF SHEETS

DRAWN  
R.S.

CHECKED

DATE  
10/26/86


SCALE  
1/8"=1'-0"

JOB NO.  
8314.03

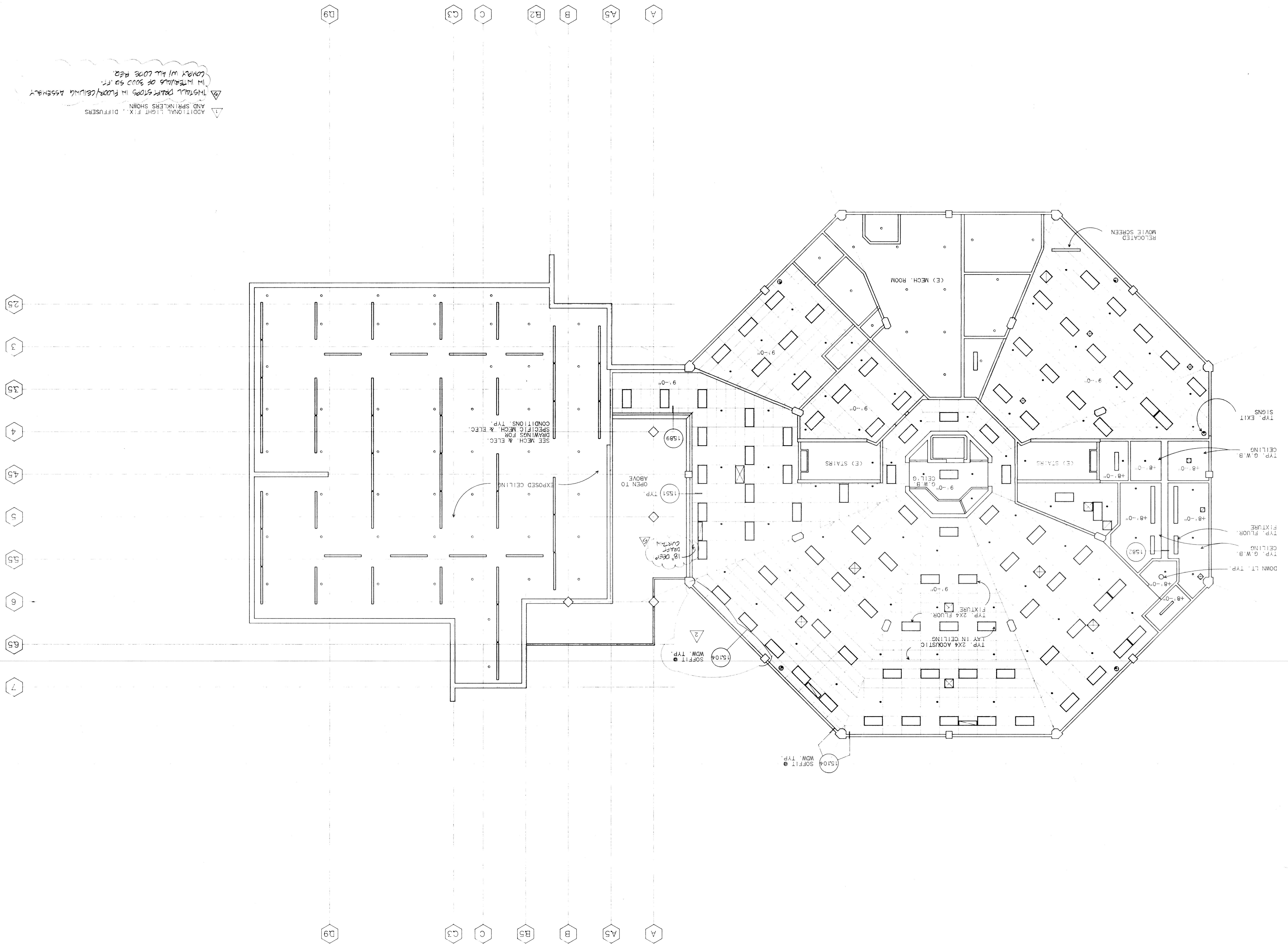
SHEET

**LIBRARY  
TERRACE LEVEL  
R. C. P.**

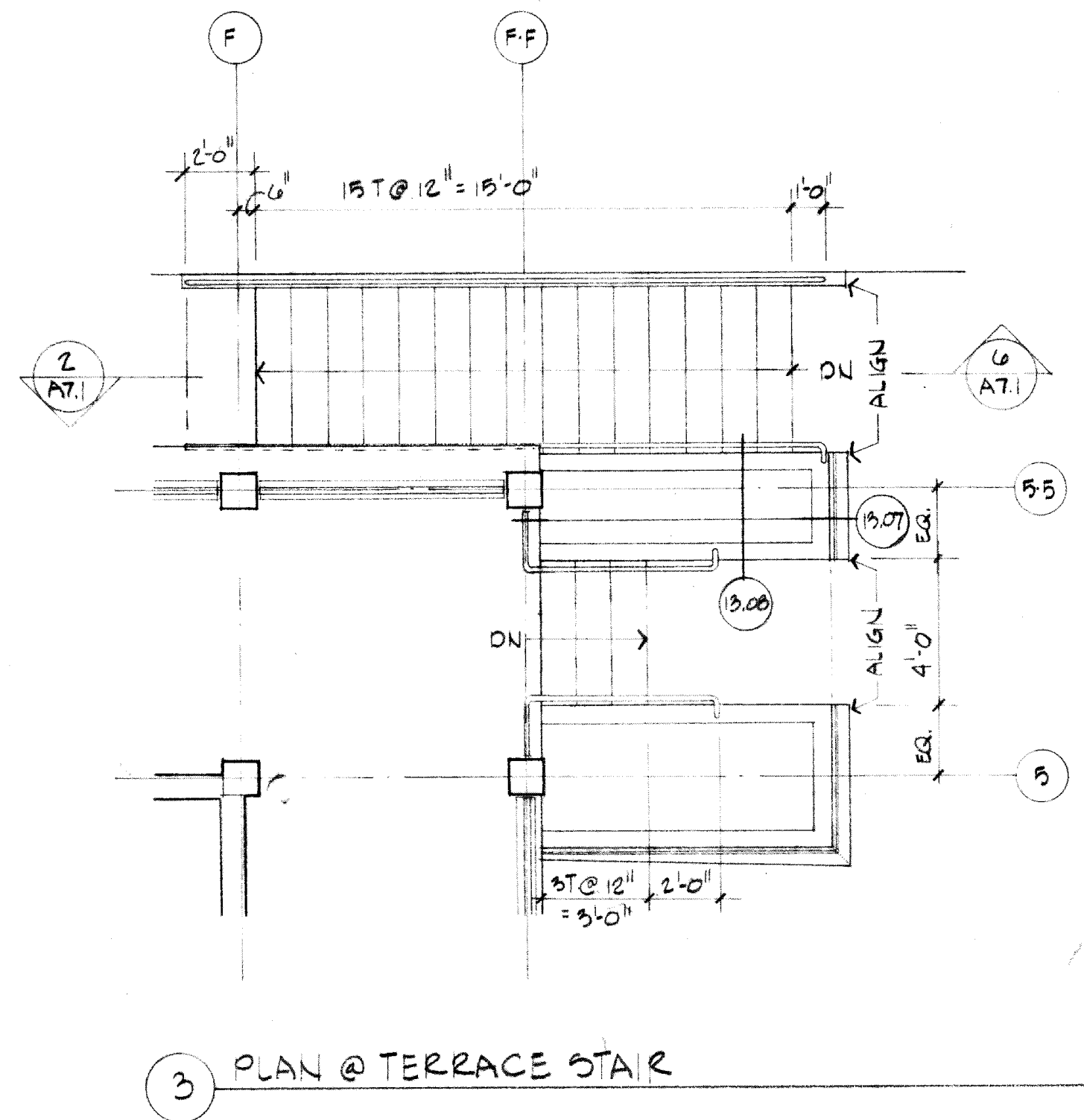
Civic Center Improvements  
**CITY OF CUPERTINO**  
Cupertino, California



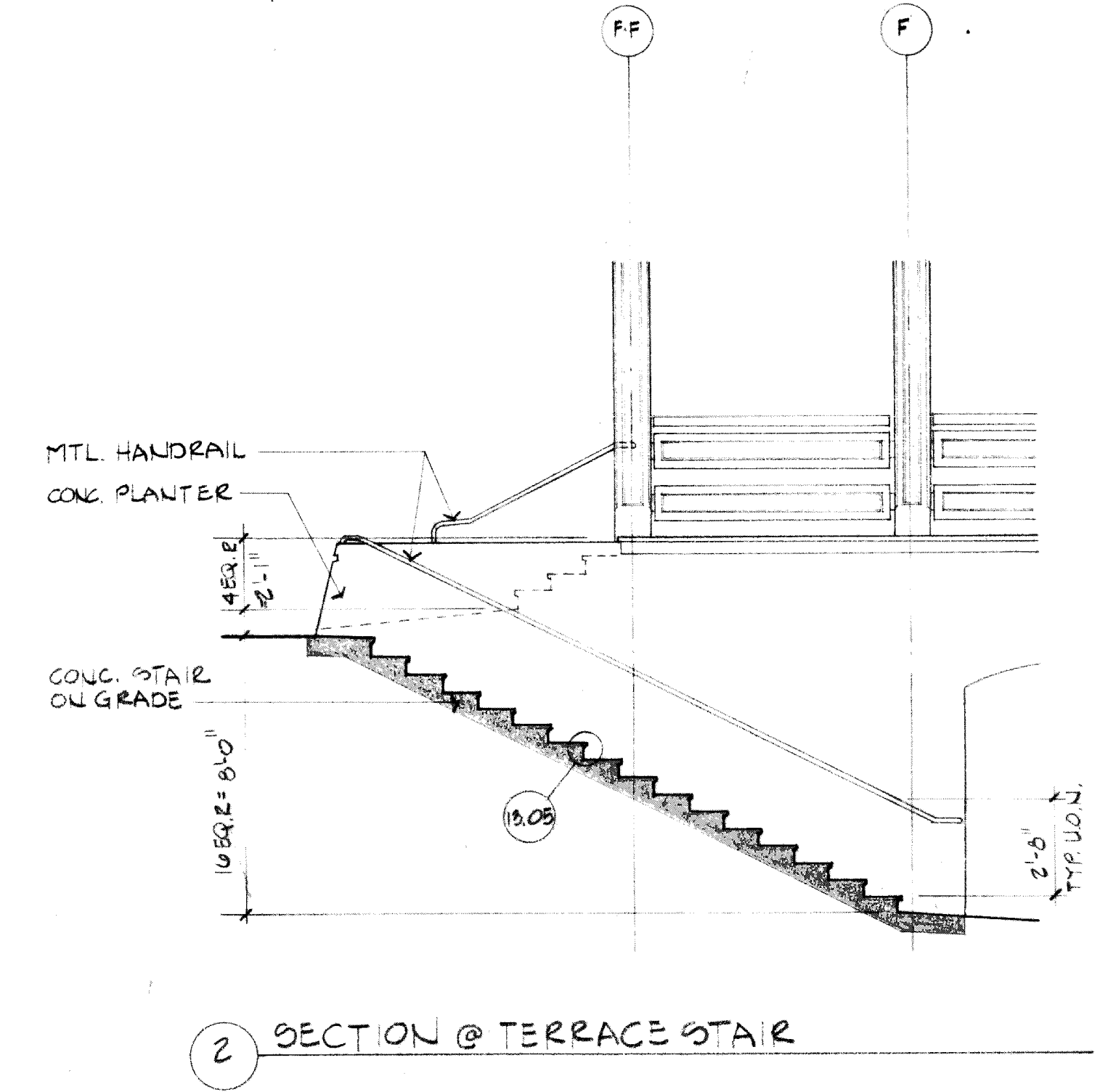
REVISIONS	BY
10-24-86	
11-18-86	
12-16-86	



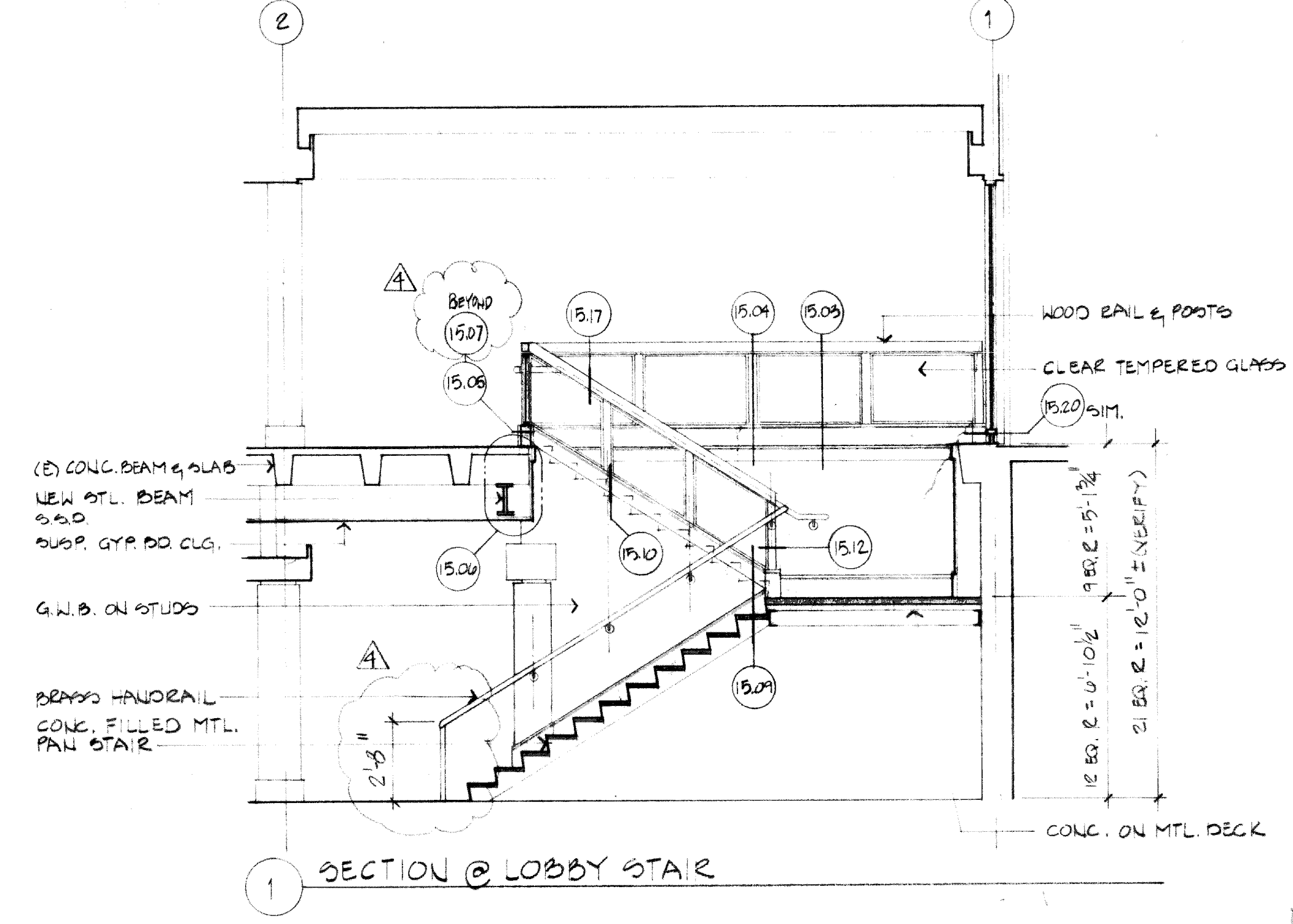
INSTALL PARTITION IN FLOOR/CEILING ASSEMBLY  
IN INTERVALS OF 5000 SQ. FT.  
COMPY WITH LOSE FEEL.  
AND SPRINKLERS SHOWN. DIFFUSERS



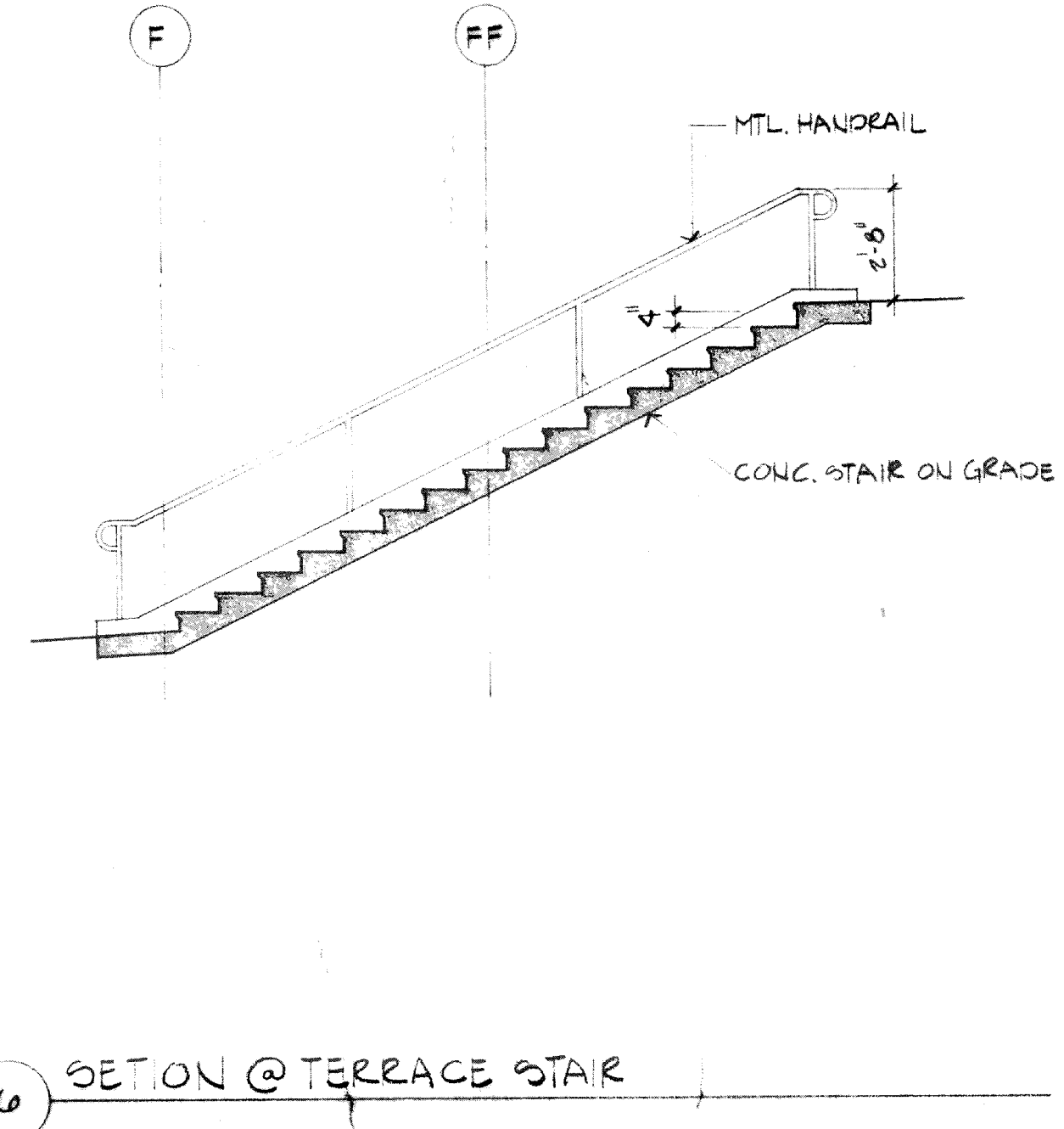
3 PLAN @ TERRACE STAIR



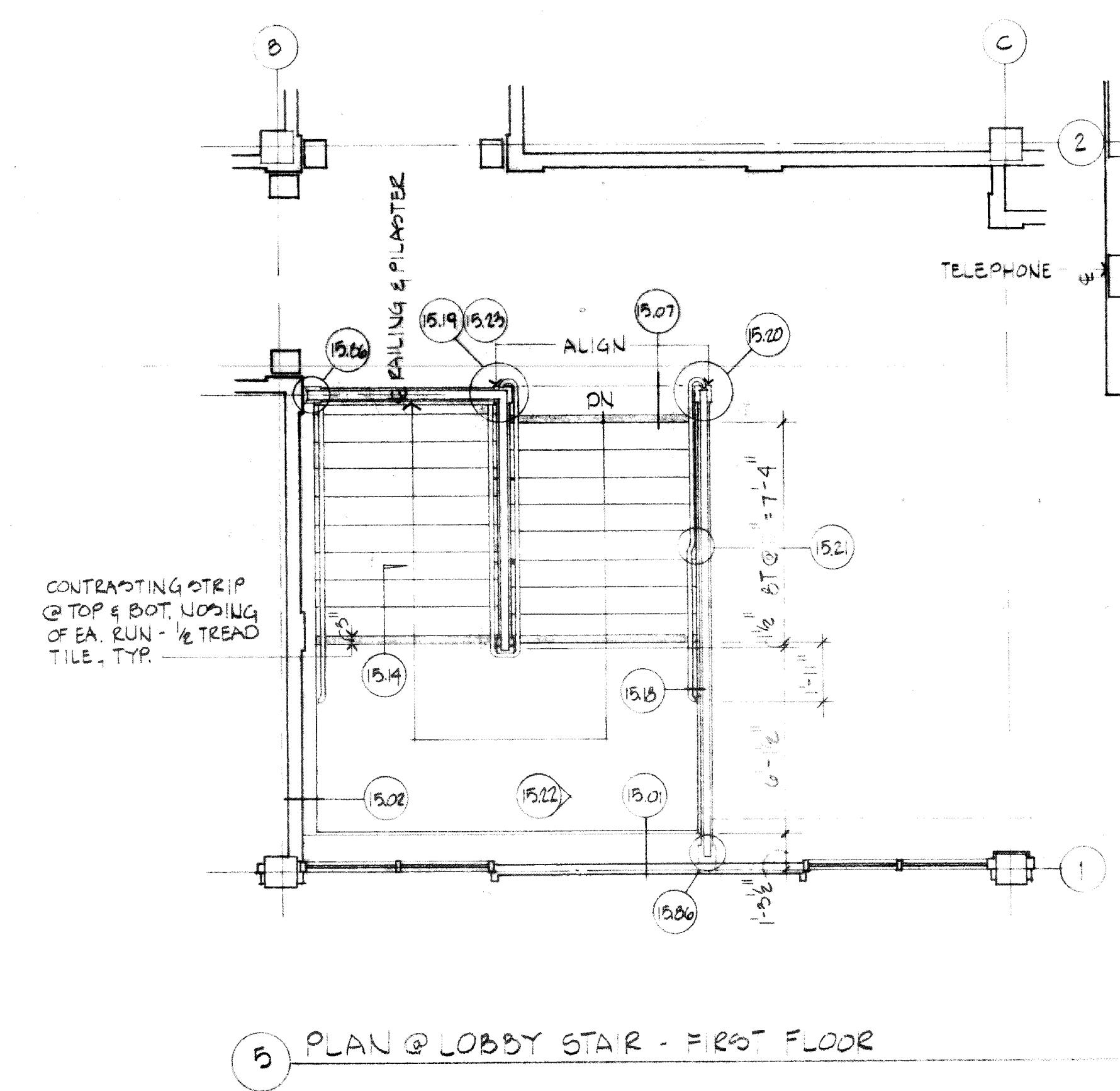
2 SECTION ON @ TERRACE STAIR



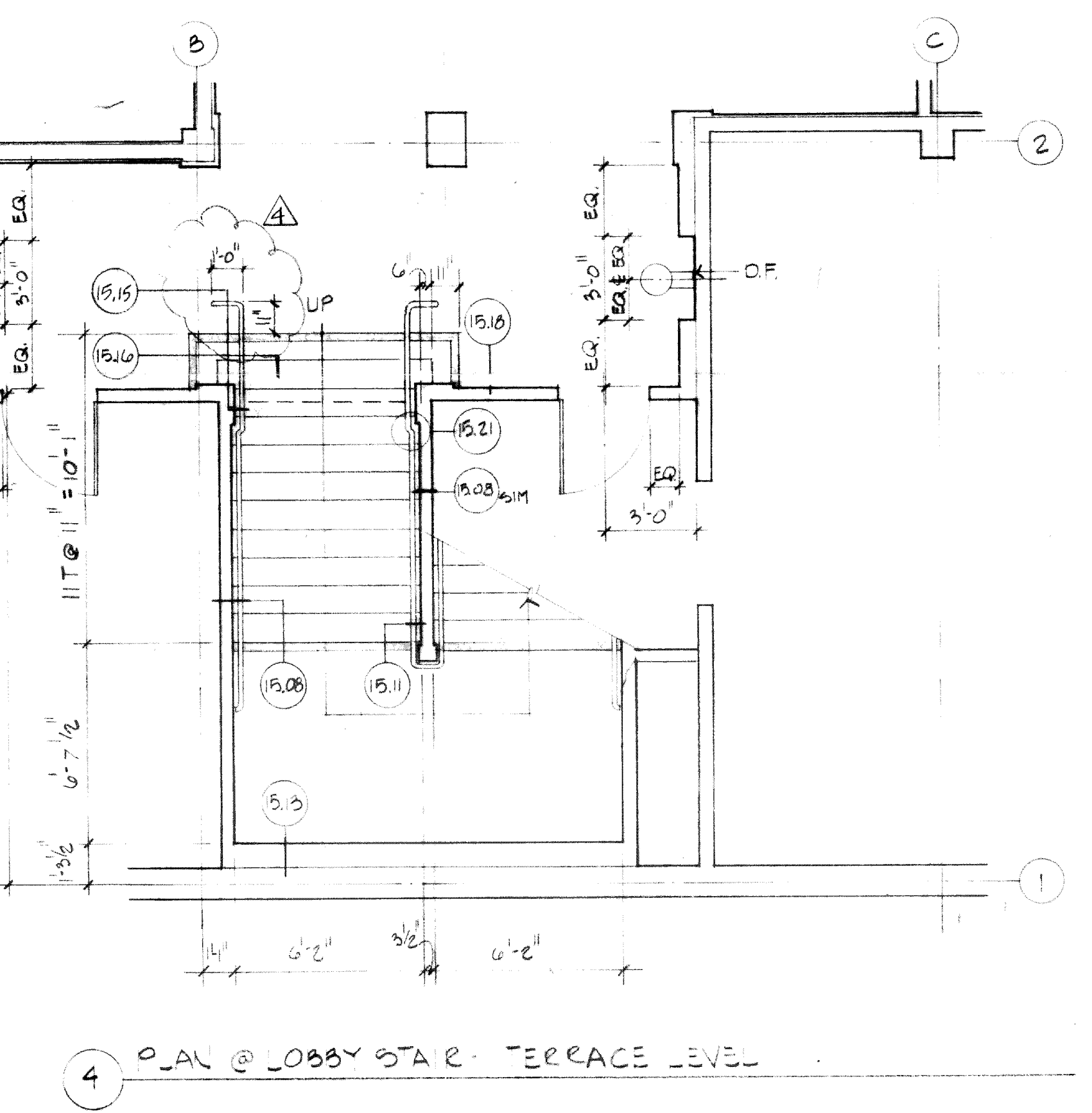
1 SECTION @ LOBBY STAIR



6 SECTION @ TERRACE STAIR




5 PLAN @ LOBBY STAIR - 1ST FLOOR



4 PLAN @ LOBBY STAIR - TERRACE LEVEL

REVISIONS	BY
A	12-3-86



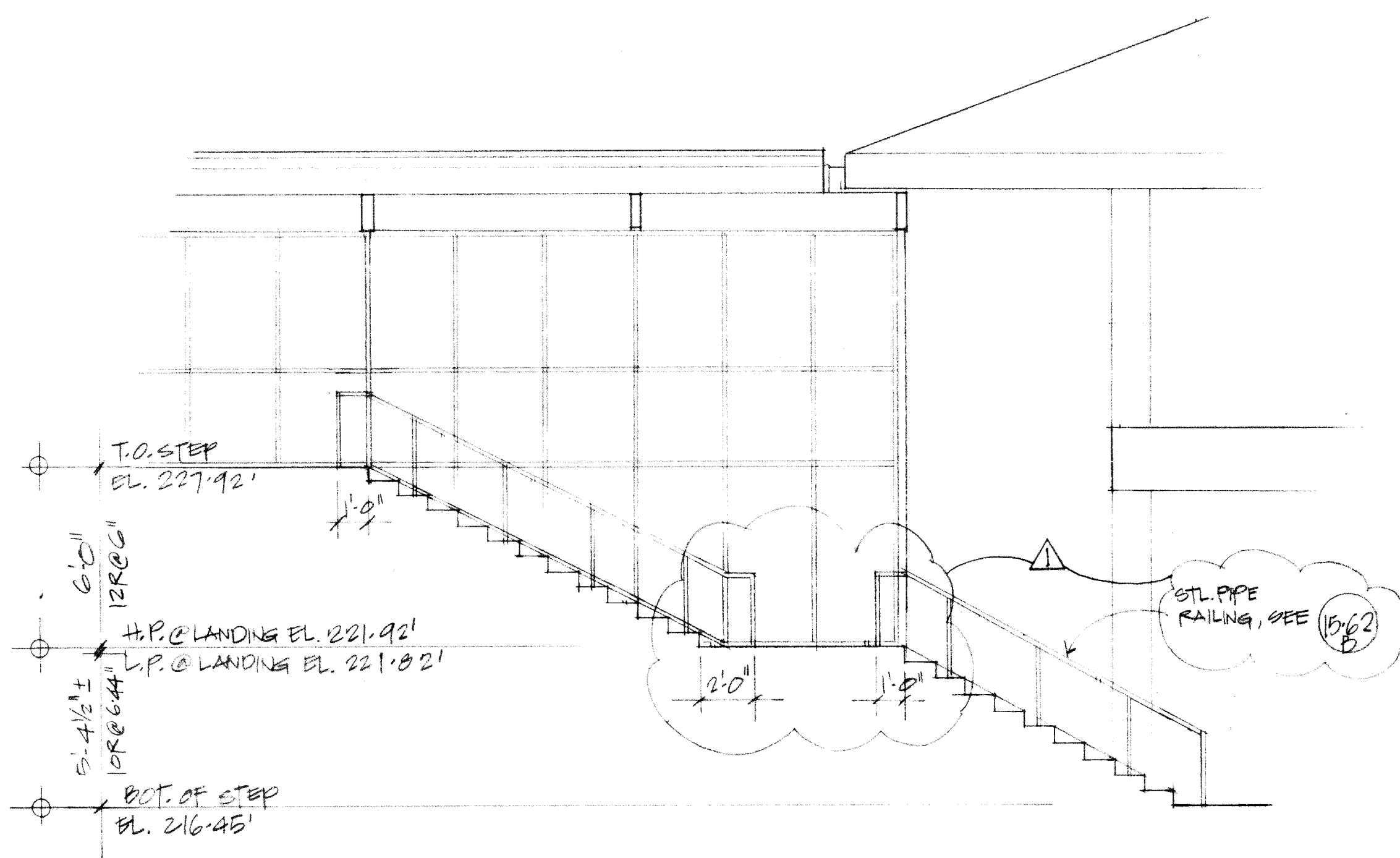
Civic Center Improvements  
**CITY OF CUPERTINO**  
 Cupertino, California

City Hall:  
**STAIR PLANS  
 AND SECTIONS**

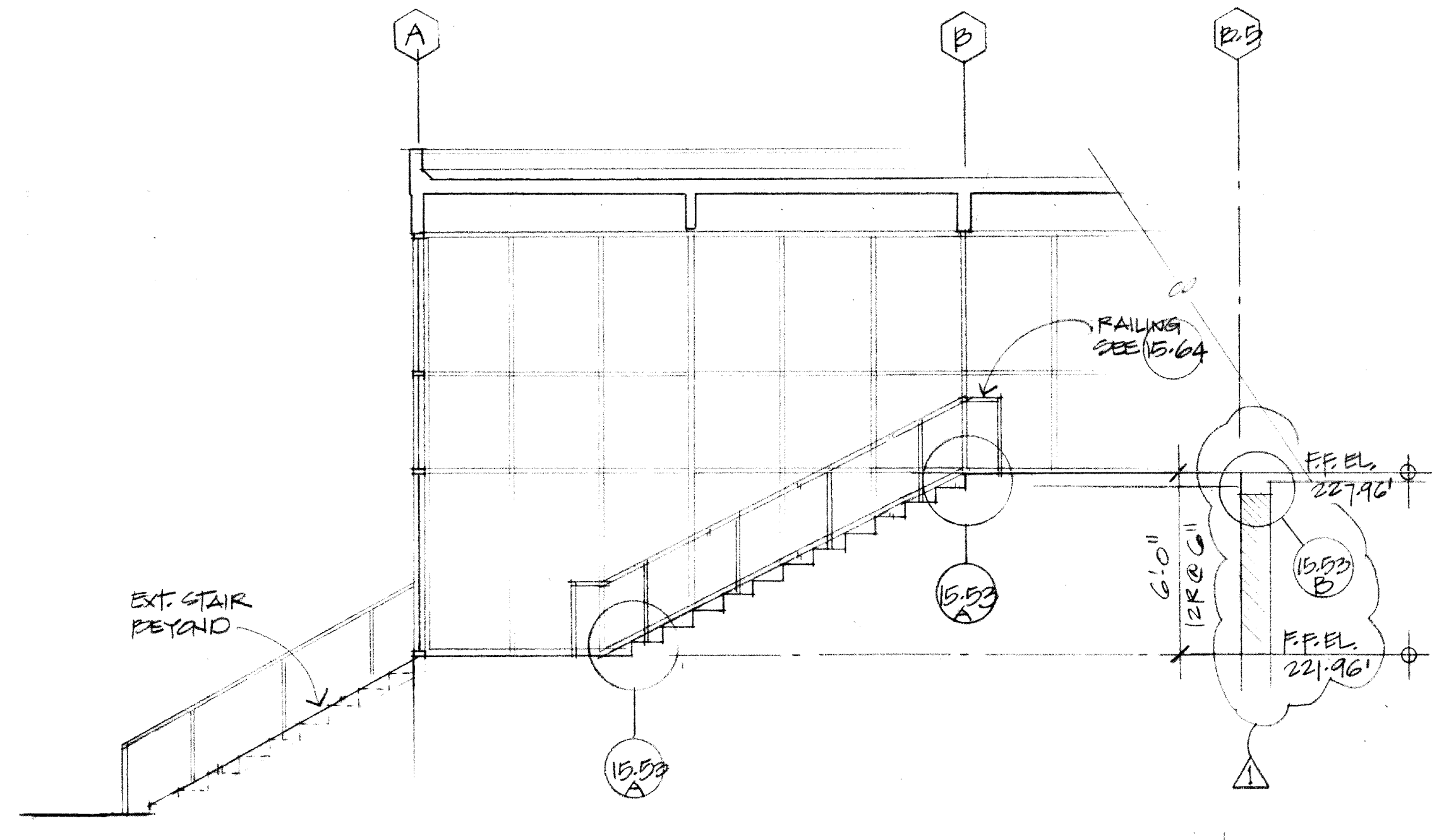
DRAWN
CHECKED
DATE
SCALE
JOB NO.
SHEET

**A7.1**

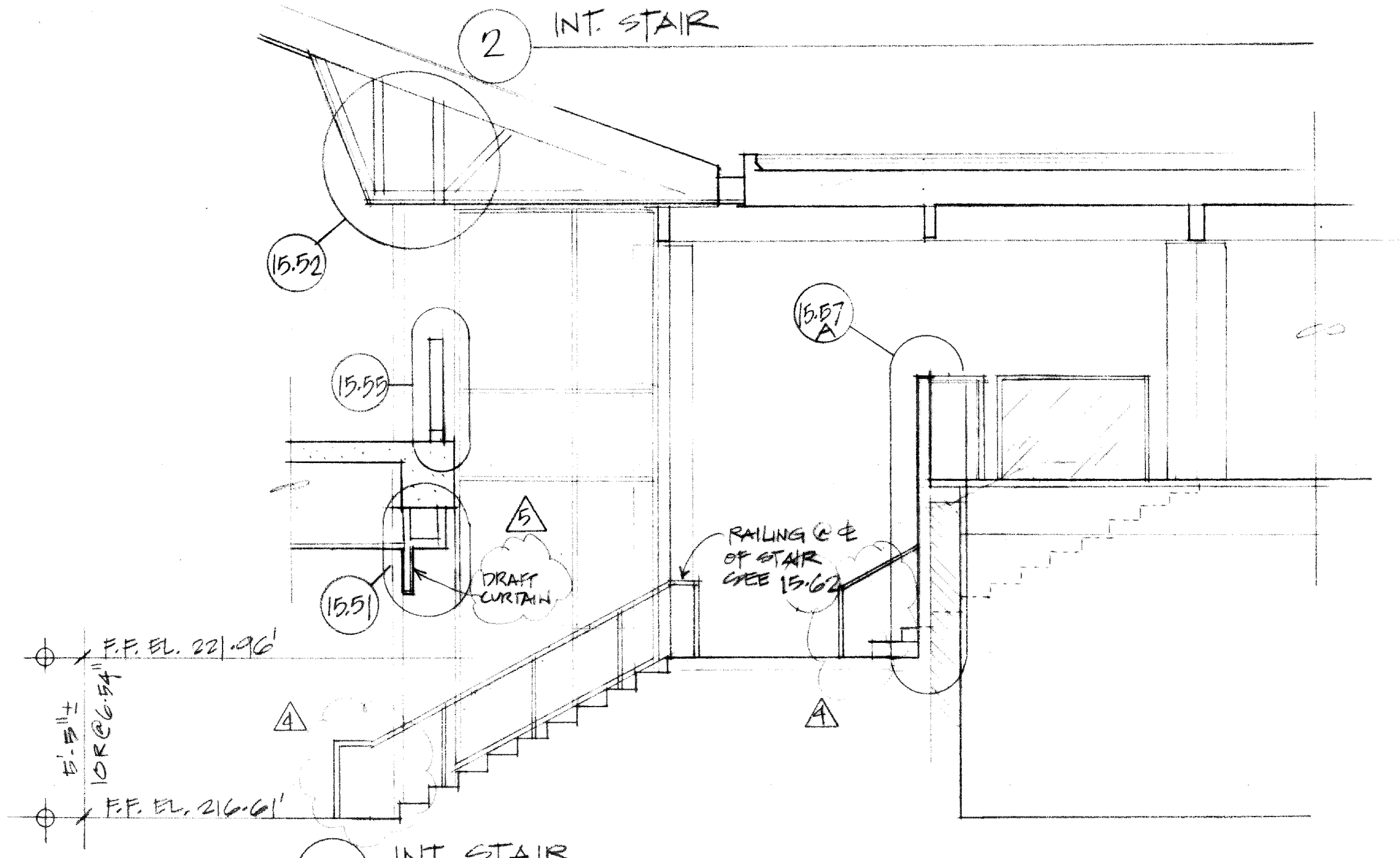




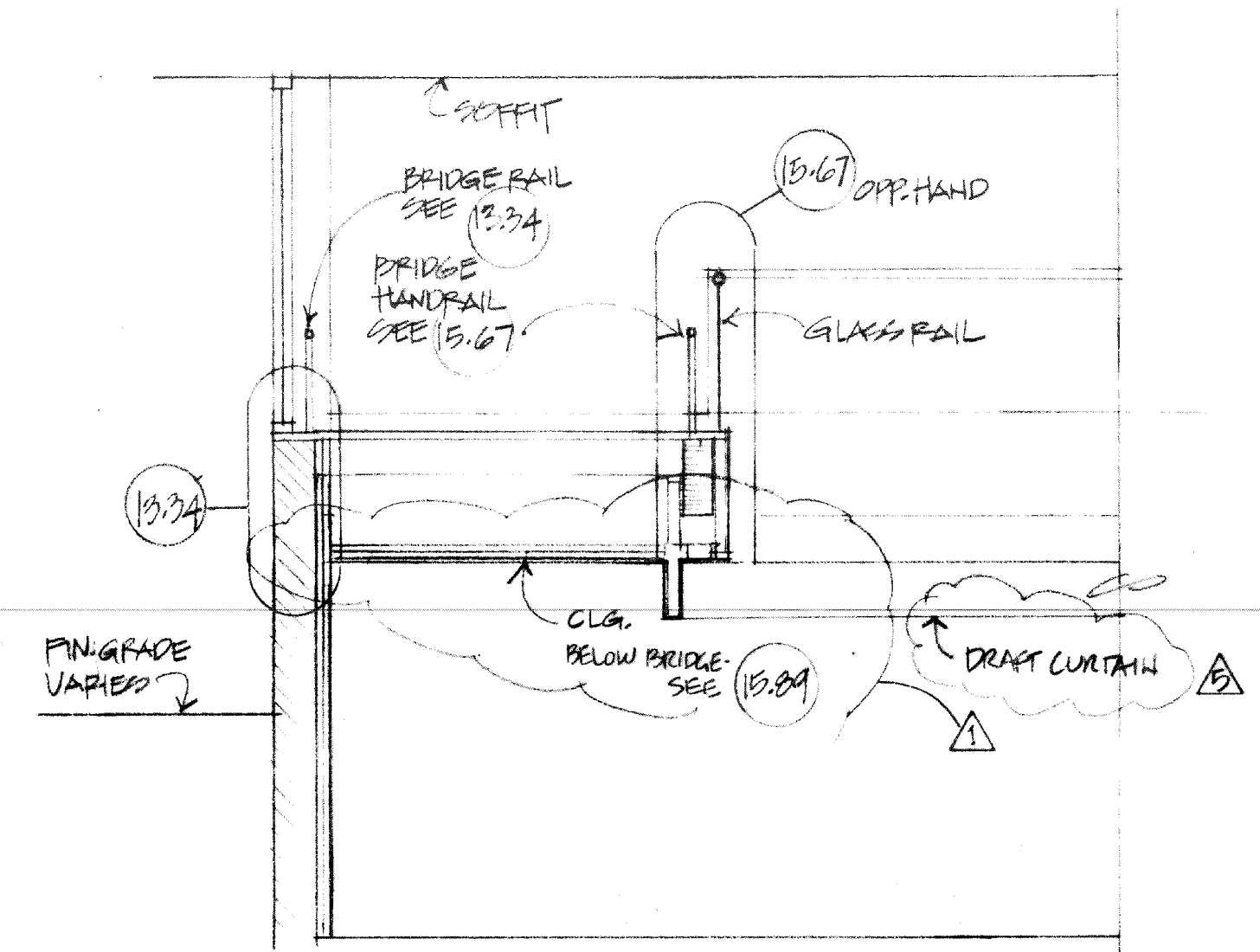
3 EXT. STAIR



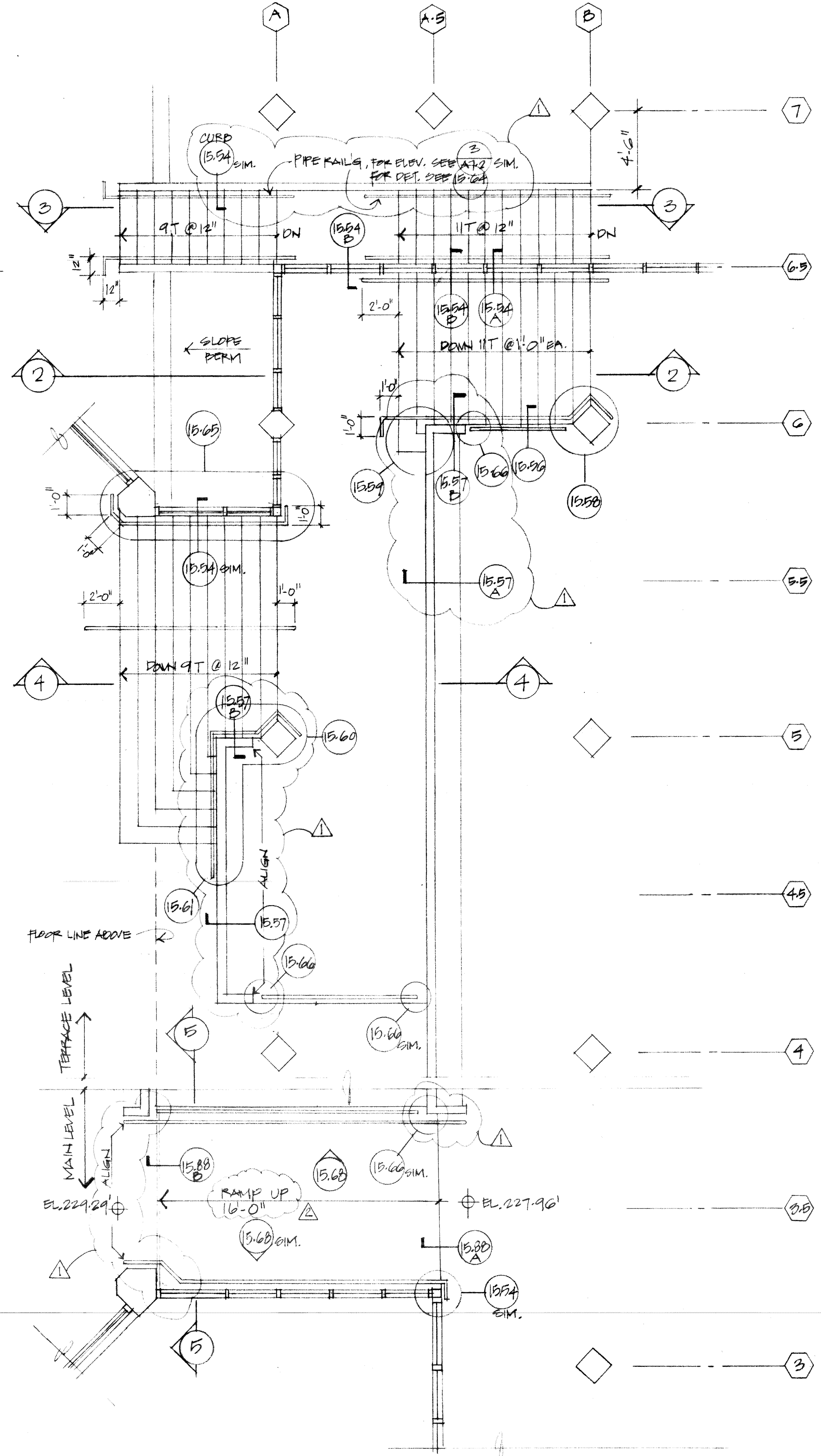
2 INT. STAIR



4 INT. STAIR




5 BRIDGE/RAMP SECTION



1 PLAN

REVISIONS	BY
10/24/86	
11-18-86	
12-3-86	
12-18-86	

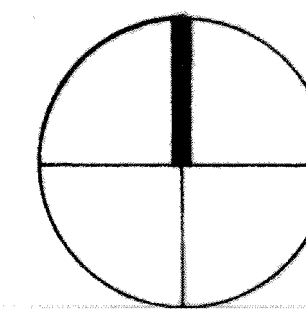
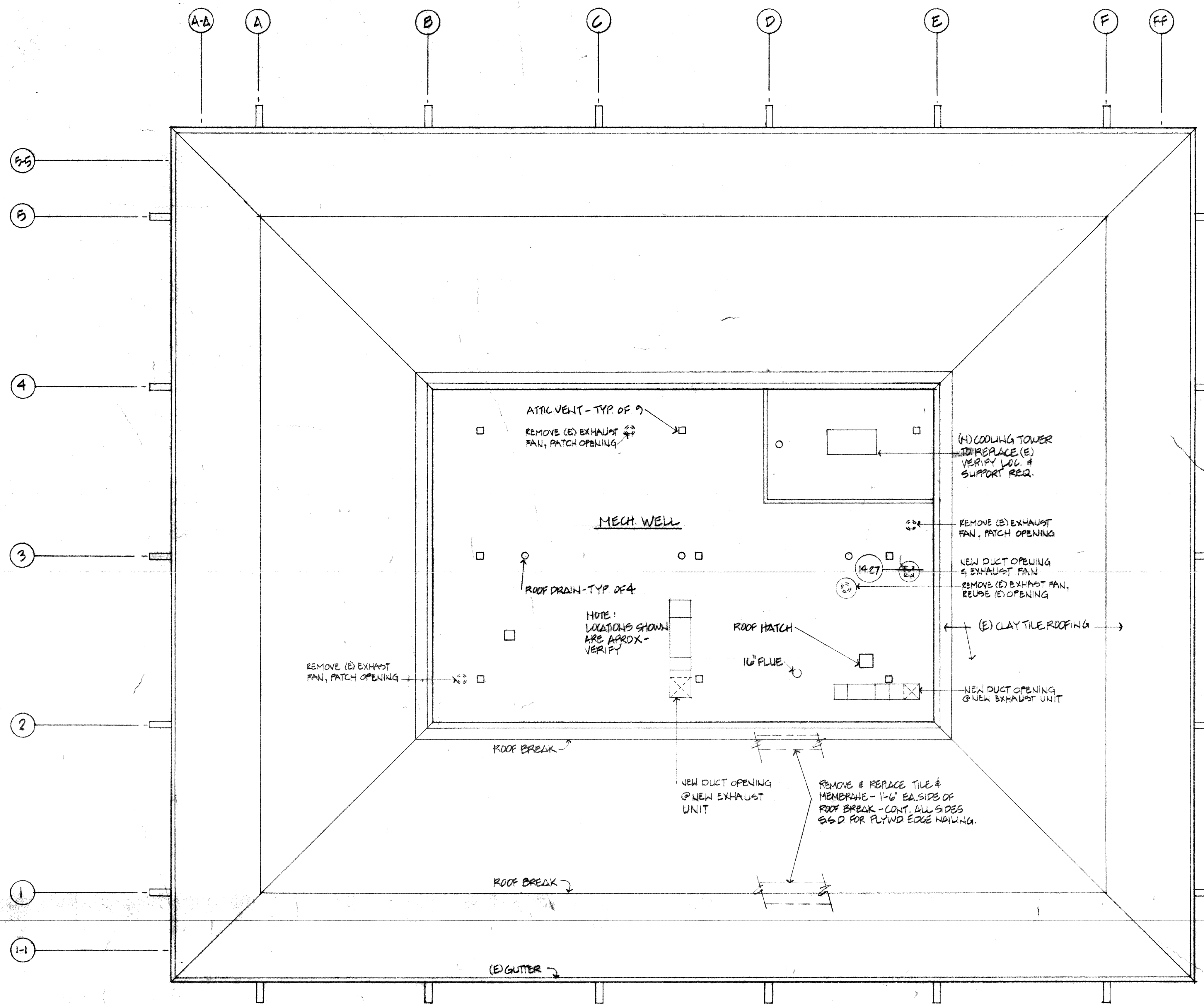


Civic Center Improvements  
**CITY OF CUPERTINO**  
 Cupertino, California



LIBRARY  
**STAIR PLANS**  
**SECTIONS**

DRAWN	J. W.
CHECKED	
DATE	10/10/86
SCALE	1/4" = 1'-0"
JOB NO.	8514.03
SHEET	

**A7.2**



REVISIONS	BY

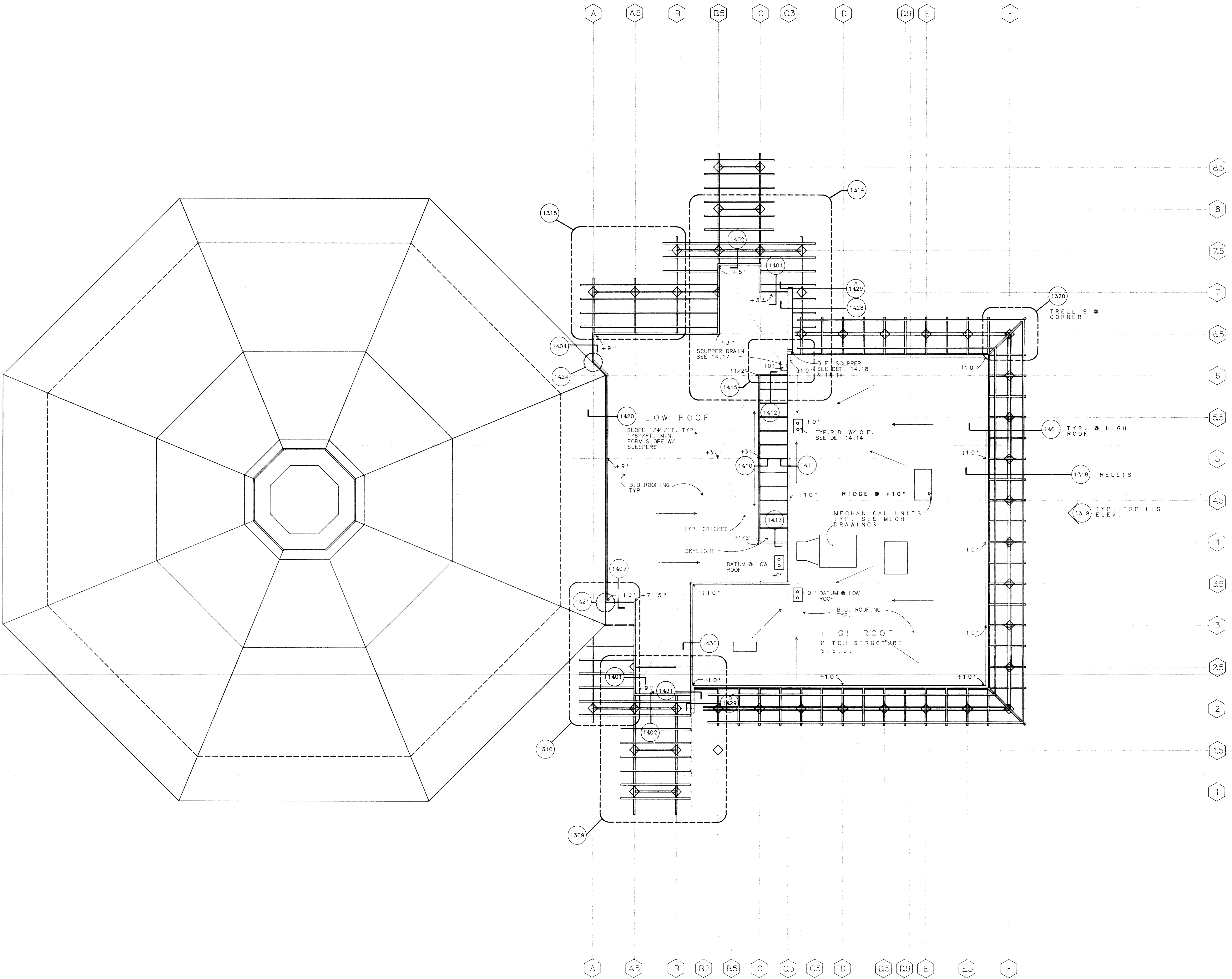


Civic Center Improvements  
**CITY OF CUPERTINO**  
 Cupertino, California


City Hall:  
**ROOF PLAN**

DRAWN
CHECKED
DATE 10-10-06
SCALE 1/8" = 1'-0"
JOB NO. 054901
SHEET

**A8.1**  
 OF SHEETS



REVISIONS	BY



Civic Center Improvements  
**CITY OF CUPERTINO**  
 Cupertino, California

LIBRARY  
**ROOF PLAN**

DRAWN  
 R.S.  
 CHECKED  
 DATE  
 10/10/86  
 SCALE  
 1/8"=1'-0"  
 JOB NO.  
 8514.03  
 SHEET

**A8.2**  
 OF SHEETS